

# Lyapunov weights to convey the meaning of time in physics-informed neural networks

Gabriel Turinici

*Université Paris Dauphine - PSL  
CEREMADE,  
Place du Marechal de Lattre de Tassigny, Paris 75016, FRANCE*

---

## Abstract

Time is not a dimension as the others. In Physics-Informed Neural Networks (PINN) several proposals attempted to adapt the time sampling or time weighting to take into account the specifics of this special dimension. But these proposals are not principled and need guidance to be used. We explain here theoretically why the Lyapunov exponents give actionable insights and propose a weighting scheme to automatically adapt to chaotic, periodic or stable dynamics. We characterize theoretically the best weighting scheme under computational constraints as a cumulative exponential integral of the local Lyapunov exponent estimators and show that it performs well in practice under the regimes mentioned above.

*Keywords:* physics-informed neural networks; causal weighting in PINNs; Lyapunov exponent

---

## 1. Time in PINNs : introduction and previous works

Physics-informed Neural Networks introduced in [1] proved to be a very successful paradigm invoked to solve complex mathematical equations such as time evolutions [2, 3, 4] [5] possibly in high dimensions [6], partial differential equations [3] or control systems [7]; this framework exploits the power of neural networks (including automatic differentiation) to represent the main unknown function which is the solution of some equation involving its derivatives. The PINNs can also incorporate different other elements such as (possibly noisy) measurements on the system or further data such as controls.

To improve PINN performance several leads have been followed; Sharma and Shankar [8] studied meshless discretization, Cho et al. [9] consider separable network architecture while Wang et al. [10] analyze best norm to express the loss. We borrow here from all these perspectives but we focus on time-dependent problems and more

---

*Email address:* [Gabriel.Turinici@dauphine.fr](mailto:Gabriel.Turinici@dauphine.fr) (Gabriel Turinici)  
*URL:* <https://turinici.com> (Gabriel Turinici)

specifically on how the sampling of time points (or their weighting in the loss) impacts the overall performance. The time dimension has been long recognized to possess particular characteristics that deserve special attention. In a highly influential work on Allen-Cahn and Cahn-Hilliard phase field equations [11] Wight and Zhao introduce various sampling strategies in both space and time while McClenny and Braga-Neto [12] make weights trainable which requires additional computational time; in the latter work the influence of the weights on the training loss is mediated by a function that becomes a hyper-parameter to be specified by the user. In a related approach, [13] Wang et al. remarked that, especially for chaotic or near chaotic systems, the causality of the time dimension has to be respected and enforced to obtain good results. In particular they proposed that earlier times be given more weight in the loss functional, proportional to the exponential of the cumulative sum of the accumulated errors (up to that point in time, see formula (7) below); a hyper-parameter denoted  $\epsilon$  remains to be chosen and in practice it is iterated in a prescribed list. The procedure also requires some special termination criterion. On the other hand [14] Penwarden et al. also studied the time dimension and propose a scalable framework for causal sweeping strategies in PINNs. This and many other contribution recognized the necessity to combine PINNs sequentially in order to solve a problem set on a large time interval. While we agree with this perspective, we search here only for the best time weighting scheme on each of these individual intervals ; as such, our procedure can be combined with any other time sweeping protocol. Moreover, as the previous protocols have been rather prescriptive and proposed ad-hoc choices of time weighting, we focus here on the design of principled approaches to orient the choice of weights. Our procedure is on one hand flexible enough to recognize the main regime the evolution takes place into (stable, chaotic, periodic) and on the other hand it does not require additional hyper-parameters to adjust, which was a more laborious part of the previous approaches.

The balance of the paper is the following: in section 2 we introduce the general framework and in section 3 we give the main theoretical insights that motivate our procedure. The numerical experiments are the object of section 4, followed in sections 5 and 6 by concluding remarks.

## 2. Presentation of the framework

To set notations let us recall very briefly how PINNs operate. Suppose that the evolution equation is to be solved is written in the form :

$$\partial_t u = \mathcal{G}_t u \tag{1}$$

$$u(0, x) = u_0(x), \forall x \in \Omega \tag{2}$$

$$u(t, x) = u_{bc}(t, x), \forall t \in [0, T], x \in \partial\Omega. \tag{3}$$

where  $u(\cdot, \cdot)$  is the main unknown,  $t$  is the time variable and  $x$  the spatial variable,  $\mathcal{G}_t$  is some operator possibly involving the spatial derivatives of  $u$  (e.g., for the heat equation  $\mathcal{G}_t = \partial_{xx}$ ),  $u_0(\cdot)$  and  $u_{bc}(\cdot, \cdot)$  are the initial and boundary conditions respectively. When the equation is set in finite dimension such as the Lorenz system in section 4.1 then  $\Omega$  will be discrete and  $\partial\Omega = \emptyset$ . The solution  $u$  will be searched in the form of a neural network (NN) taking two inputs  $t$  and  $x$  and outputting an approximation  $\mathcal{U}_\theta(t, x)$  of

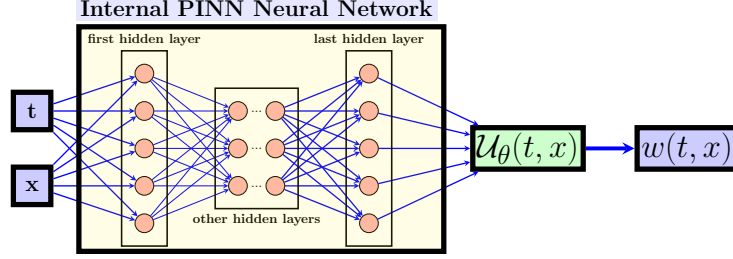


Figure 1: Schematic view of a PINN. The inner structure, labeled 'internal PINN neural network', up to the  $\mathcal{U}_\theta(\cdot)$  node can follow any neural network architecture chosen by the user. The output  $w(\cdot)$  is the equation error  $w$  from relation (5).

$u(t, x)$ ;  $\theta$  are the NN parameters, see figure 1. In order to simplify the presentation we will moreover assume as in [13, 15] and related works, that we can construct the network  $\mathcal{U}_\theta$  such that  $\mathcal{U}_\theta$  satisfies exactly the initial and boundary conditions. For instance for the initial conditions one can simply shift the output of the NN :  $\mathcal{U}_\theta(t, x) \mapsto \mathcal{U}_\theta(t, x) - \mathcal{U}_\theta(0, x) + u_0(x) \cdot t$  as in [13] or

$$\mathcal{U}_\theta(t, x) \mapsto \mathcal{U}_\theta(t, x) - \mathcal{U}_\theta(0, x) + u_0(x). \quad (4)$$

as in [15]. In order to train the NN a loss is formulated that includes as main ingredient the equation error  $w(t, x)$  defined as  $w(t, x) = \partial_t \mathcal{U}_\theta(t, x) - \mathcal{G}_t \mathcal{U}_\theta(t, x)$  or equivalently :

$$\partial_t \mathcal{U}_\theta(t, x) = \mathcal{G}_t \mathcal{U}_\theta(t, x) + w(t, x), \quad \mathcal{U}_\theta(0, x) = u_0(x). \quad (5)$$

Our use of this last equation is slightly different from the literature, see also figure 1 : since the derivatives are here **exactly** computed using the automatic differentiation capabilities of the NN, the equation (5) is also satisfied **exactly**. So we can consider the error  $w$  as being the main output and  $\mathcal{U}_\theta$  as the solution of (5) that is available at no additional cost.

The NN is trained to minimize a loss functional; the original proposal in [1] is  $\int_0^T \int_\Omega |w(t, x)|^2 dx dt$  but, later on, particular weighting schemes appeared that proposed a loss of the form :

$$\mathcal{L}(\theta) = \int_0^T \int_\Omega \rho(t) |w(t, x)|^2 dx dt, \quad (6)$$

with the weight  $\rho(t) \geq 0$  to be chosen in order to speed up the convergence and improve the quality of the output. For instance [13] use a discrete form of

$$\rho(t) = e^{-\epsilon \int_0^t \|w(t, x)\|_{L_x^2}^2} \quad (7)$$

for some  $\epsilon > 0$  ; such a choice will give more weight to low values of  $t$ . Another proposal is [15] who sets  $\rho(t) = e^{-\epsilon t}$  for some  $\epsilon \in \mathbb{R}$ ; the intuitive reason is that errors at earlier times will accumulate into larger errors in the final output so the solution at initial times should be computed more precisely. Although these proposals are inducing better numerical properties, they remain somehow ad-hoc. We investigate below in a principled way how the weights  $\rho$  contribute to the quality of the result and set it accordingly.

### 3. Theoretical results

To design time weighting schemes we need to know how the equation error  $w(t, \cdot)$  at time  $t$  will impact the accuracy of the final result  $\mathcal{U}_\theta(T, \cdot)$ . There is no general answer to this question but we will use a close concept, namely the **Lyapunov exponent** which describes quantitatively the rate of separation of infinitesimally close trajectories. The Lyapunov exponent originates from the dynamic system analysis and, for some 1D ordinary differential equation  $z'(t) = f(t, z(t))$  describes how two solutions, starting from  $z^1(0)$  and  $z^2(0)$  diverge in the limit of large times  $t$ ; more precisely the Lyapunov exponent is the coefficient  $\lambda \in \mathbb{R}$  such that  $|z^1(t) - z^2(t)| \sim e^{\lambda t} |z^1(0) - z^2(0)|$  (for large  $t$ ). The determination of the exact value of the Lyapunov exponent is a difficult task in dynamical systems and ever more so in evolution PDE, but we will retain this idea. This allows to state :

**Proposition 1.** *Let  $u, \mathcal{U}_\theta$  as in (1) and (5) respectively. Let  $\lambda(t)$  be such that*

$$\frac{\langle \mathcal{G}_t(u(t, \cdot)) - \mathcal{G}_t(\mathcal{U}_\theta(t, \cdot)), u(t, \cdot) - \mathcal{U}_\theta(t, \cdot) \rangle}{\|u - \mathcal{U}_\theta\|^2} \leq \lambda(t). \quad (8)$$

Then

$$\|u(T, \cdot) - \mathcal{U}_\theta(T, \cdot)\| \leq \int_0^T e^{\int_t^T \lambda(s) ds} \|w(t, \cdot)\| dt. \quad (9)$$

Here the norm is euclidean when  $\Omega$  is finite and  $L^2$  norm otherwise.

*Proof.* Denote  $e(t) = u(t, \cdot) - \mathcal{U}_\theta(t, \cdot)$ . Using (1) and (5) we obtain:

$$\frac{1}{2} \frac{d}{dt} \|e(t)\|^2 = \left\langle \frac{d}{dt} e(t), e(t) \right\rangle = \langle \mathcal{G}_t(u) - \mathcal{G}_t(\mathcal{U}_\theta) - w(t, \cdot), e(t) \rangle \quad (10)$$

$$\leq \lambda(t) \langle e(t), e(t) \rangle - \langle w(t, \cdot), e(t) \rangle \leq \lambda(t) \|e(t)\|^2 + \|w(t, \cdot)\| \cdot \|e(t)\| \quad (11)$$

This means that  $\frac{d}{dt} \|e(t)\| \leq \lambda(t) \|e(t)\| + \|w(t, \cdot)\|$ , and, using the notation  $\Lambda(t) = e^{-\int_0^t \lambda(s) ds}$  we obtain  $\frac{d}{dt} (\Lambda(t) \|e(t)\|) \leq \Lambda(t) \|w(t, \cdot)\|$ ; hence, since  $e(0) = 0$ , by integration from 0 to  $T$  we get  $\Lambda(T) \|e(T)\| \leq \int_0^T \Lambda(t) \|w(t, \cdot)\| dt$  which gives the conclusion.  $\square$

The result already gives qualitative insight into how the error at the final time  $T$  depends on errors at intermediary times  $t \leq T$ , which is the main idea of Lyapunov exponents. Let us take the simple case  $\mathcal{G}_t(u) = \lambda u$  with  $\lambda \in \mathbb{C}$  constant; in this case (9) is in fact an equality. As in [13] we note that for a chaotic or divergent system, which is characterized by a strictly positive Lyapunov exponent i.e.,  $Re(\lambda) > 0$  the trajectories diverge exponentially with respect to error in the equation (5) or in the data. In this case the precision has to be large for  $t$  near zero because the factor  $e^{\lambda(T-t)}$  will multiply it resulting in large error in the final state. On the contrary, for values of  $t$  close to  $T$  the factor  $e^{\lambda(T-t)}$  is relatively small and a larger error in the equation can be tolerated because it will be multiplied by a smaller factor. What is interesting to note is that this also works the other way around for  $Re(\lambda) < 0$  which characterize systems converging to stable equilibria. In this case initial errors in the equation will be "washed away" by

the stable dynamics and are less important and estimation (5) says that we can manage errors increasing **exponentially** with  $T - t$  as long as the exponent is smaller than  $|\operatorname{Re}(\lambda)|$  ! Finally, for the (quasi-) periodic dynamics  $|\lambda| = 1$ , all times  $t \leq T$  contribute equally to the final error and no special weighting should be enforced.

To add more actionable quantitative details to the discussion above we will see now how this translates into weighting schemes for  $\rho(t)$ ; changing the weight  $\rho(t)$  indicates to the training algorithm that some values of  $t$  should be given priority when minimizing the error loss  $w(t, \cdot)$ . Of course, more computational resources are available better the algorithm will converge, so we will make our reasoning assuming a given computational level of error i.e., will assume that we can employ numerical algorithms that make  $\int_0^T \rho(t) \|w(t, \cdot)\|^2 dt$  small enough (but not zero), say equal to  $C_p$  and inquire which is the best weighting scheme for this class of errors. The idea is to see how well the choice of  $\rho$  **guarantees** a good behavior of the final error at time  $T$ . Note that the training will only minimize the loss without regards as to which of the possible functions  $w$  are selected, as long as  $\int_0^T \rho(t) \|w(t, \cdot)\|^2 dt$  reaches the desired level  $C_p$ . So here we will assume worse case scenario and see what is the  $\rho$  whose worse case scenario is the best. This will be formalized as looking for the  $\rho$  such that  $\left\{ \max_{\int_0^T \rho(t) \|w(t, \cdot)\|^2 dt \leq C_p} \int_0^T e^{\int_t^T \lambda(s) ds} \|w(t, \cdot)\| dt \right\}$  is smaller, see proposition below. To gain in generality we will accept weighting schemes with irregular densities and write for a law  $\eta$  on  $[0, T]$  with density  $\rho$  (maybe not a proper function)  $\mathbb{E}_{\tau \sim \eta} \|w(\tau, \cdot)\|^2 dt$  instead of  $\int_0^T \rho(t) \|w(t, \cdot)\|^2 dt$ . For technical reasons we will need the law  $\eta$  to have finite second order moment which we write  $\eta \in \mathcal{P}^2([0, T])$  and we assume  $w$  is bounded. The following result gives precise information on the best weighting to be used :

**Proposition 2.** *Let  $\lambda(s) : [0, T] \rightarrow \mathbb{R}$  with  $\int_0^T e^{\int_0^t \lambda(s) ds} dt < \infty$  and  $w$  such that  $t \mapsto \|w(t, \cdot)\|$  is bounded. Then the problem*

$$\min_{\eta \in \mathcal{P}^2([0, T])} \left\{ \max_{w: \mathbb{E}_{\tau \sim \eta} [\|w(\tau, \cdot)\|^2] \leq C_p} \int_0^T e^{\int_t^T \lambda(s) ds} \|w(t, \cdot)\| dt \right\} \quad (12)$$

*admits an optimum which is attained in some  $\eta^{opt}$ . Moreover the minimum  $\eta^{opt}$  has a density  $\rho^{opt}(t)$  which is proportional to  $e^{-\int_0^t \lambda(s) ds}$  that is :*

$$\rho^{opt}(t) = \frac{e^{-\int_0^t \lambda(s) ds}}{\int_0^T e^{-\int_0^t \lambda(s) ds} dt}. \quad (13)$$

*Proof.* We first suppose that  $\rho$  is regular enough and look for the solution. Denote  $\Lambda(t) = e^{-\int_0^t \lambda(s) ds}$  and write  $\int_0^T e^{\int_t^T \lambda(s) ds} \|w(t, \cdot)\| dt = \frac{1}{\Lambda(T)} \int_0^T \Lambda(t) \|w(t, \cdot)\| dt$ . Dismissing the constant  $1/\Lambda(T)$  we are thus maximizing  $\int_0^T \Lambda(t) \|w(t, \cdot)\| dt$  under the constraint  $\mathbb{E}_{\tau \sim \eta} [\|w(\tau, \cdot)\|^2] \leq C_p$ . The Cauchy's inequality informs that

$$\left( \int_0^T \Lambda(t) \|w(t, \cdot)\| dt \right)^2 \leq \mathbb{E}_{\tau \sim \eta} [\|w(\tau, \cdot)\|^2] \mathbb{E}_{\tau \sim \eta} [\Lambda^2(\tau) / \rho^2(\tau)] \quad (14)$$

with equality only when  $\Lambda(\tau) / \sqrt{\rho(\tau)}$  and  $\sqrt{\rho(\tau)} \|w(\tau, \cdot)\|$  are proportional i.e.  $\|w(\tau, \cdot)\|$  is proportional to  $\Lambda(t) / \rho(t)$ . In this case the maximal value is  $\int_0^T \Lambda^2(t) / \rho(t) dt$ . So

for a given  $\rho$  we cannot guarantee a final error better than  $\int_0^T \Lambda^2(t)/\rho(t)dt$  (up to a multiplicative constant depending on  $C_p$  and  $\Lambda(T)$  but not on  $\rho$ ). Now the choice of  $\rho$  should set this integral to the smallest value possible under the constraint  $\int \rho(t)dt = 1$  and  $\rho \geq 0$ . Use again the Cauchy inequality to see that

$$\int_0^T \Lambda^2(t)/\rho(t)dt = \int_0^T \rho(t)dt \int_0^T \Lambda^2(t)/\rho(t)dt \geq \left( \int_0^T \Lambda(t)dt \right)^2, \quad (15)$$

which shows that we cannot do better than  $\left( \int_0^T \Lambda(t)dt \right)^2$ , with equality when  $\Lambda^2(t)/\rho(t)$  and  $\rho(t)$  are proportional i.e.  $\rho(t)$  is proportional to  $\Lambda(t)$ , which is the conclusion.

For any other, possibly non smooth, choice of  $\rho$  one can follow the same reasoning by regularization : take smooth approximations of  $\rho$  which, by the arguments above turn out to not be better than  $\rho^{opt}$  so passing to the limit one obtains that no non-smooth  $\rho$  can do better.  $\square$

So the best weights  $\rho(t)$  are proportional to  $e^{-\int_0^t \lambda(s)ds}$ ; this quantity is calculated from the values of  $\lambda(t)$ . Ideally, one would like to have :

$$\lambda(t) = \frac{\langle \mathcal{G}_t(\mathcal{U}_\theta(t, \cdot)) - \mathcal{G}_t(u(t, \cdot)), \mathcal{U}_\theta(t, \cdot) - u(t, \cdot) \rangle}{\|\mathcal{U}_\theta(t, \cdot) - u(t, \cdot)\|^2}, \quad (16)$$

i.e., the  $\lambda$  that is realizing equality in (8). But the right hand side depends on the exact solution which is the unknown and has to be approximated. We will estimate the  $\lambda(s)$  by taking simply :

$$\lambda_n(t) \sim \frac{\langle \mathcal{G}_t(\mathcal{U}_{\theta_n}(t, \cdot)) - \mathcal{G}_t(0), \mathcal{U}_{\theta_n}(t, \cdot) \rangle}{\|\mathcal{U}_{\theta_n}(t, \cdot)\|^2} \quad (17)$$

where  $\theta_n$  is the value of the NN parameters after the  $n$ -th training step ( $\mathcal{U}_{\theta_n}$  is the solution candidate at this iteration). This amounts to approximating the exact solution (which is unknown) to zero. Although this approximation seems rough, it the most universal to be made and in practice it gives good results because we do not want exact values for  $\lambda_n(t)$  but some general information e.g., on its sign and monotonicity. Of course, if additional information on the exact solution  $u(t, x)$  is available this could be incorporated into (17). Furthermore, note that for the simple situation when  $\mathcal{G}_t(u) = \mathcal{A}_t(u) + \xi_t + \alpha_t u$ , with  $\mathcal{A}_t$  a anti-symmetric operator,  $\xi_t$  independent of  $u$  and  $\alpha_t \in \mathbb{R}$  the choice (17) results in  $\lambda_n(t) = \alpha_t$  (for all  $n$ ) **which is exact** and optimal.

#### 4. Numerical experiments

The code for the numerical experiments will be provided on Github <https://github.com/gabriel-turinici>.

##### 4.1. Lorenz system

The Lorenz system is a set of ordinary differential equations that describes a simplified model of atmospheric convection. It exhibits chaotic behavior and has been widely

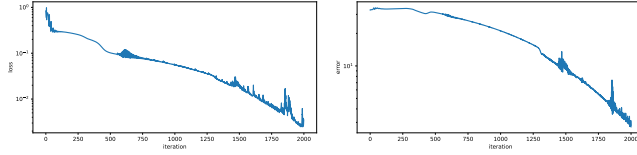


Figure 2: Lorenz system, convergence of our procedure. **Left** the loss convergence. **Right** the convergence of the error at time  $T$  (see text).

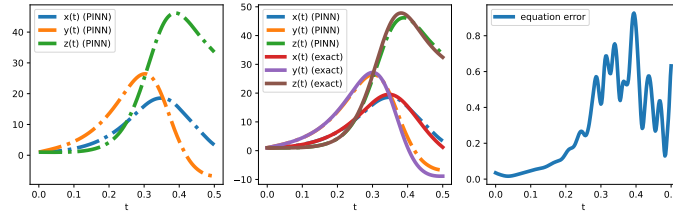


Figure 3: Lorenz system. **Left**: the solution given by our procedure; **middle** the comparison between our solution (dash dotted) with reference solution (solid lines); **right** the equation error  $t \mapsto \|w(t, \cdot)\|$ .

studied in the field of dynamical systems; it is described by the following set of ordinary differential equations:

$$x'(t) = \sigma(y - x), \quad y'(t) = x(\rho - z) - y, \quad z'(t) = xy - \beta z, \quad (18)$$

where  $x$ ,  $y$ , and  $z$  are the state variables, and  $\sigma$ ,  $\rho$ , and  $\beta$  are parameters. Coherent with the literature [13] we will take final time  $T = 0.5$ <sup>1</sup> and use the classical parameter set (initially studied by Lorenz)  $(\sigma, \rho, \beta) = (10, 28, 8/3)$  and the initial state  $(x, y, z)(0) = (1, 1, 1)$ . This test case is notoriously difficult to solve with PINN (the default scheme does not even converge, see below) because of its very high sensitivity with respect to errors in the data and equation.

The reference solution, considered exact, is the one obtained with `scipy.integrate.odeint`

<sup>1</sup>In the literature time goes up to  $T = 20$  but in practice it is implemented as sequential solves on 40 time intervals of size 0.5.

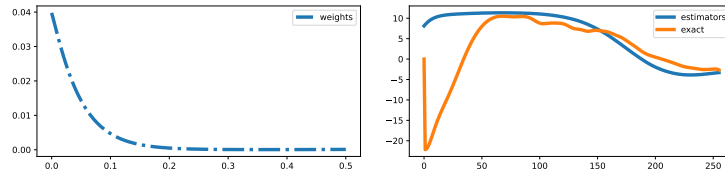


Figure 4: Lorenz system. **left** the final wights selected by our procedure (abscissas are times  $t$ , ordinates the weights); **right** the Lyapunov estimator in (17) versus exact values in equation (16) (abscissas are indices of the time grid).

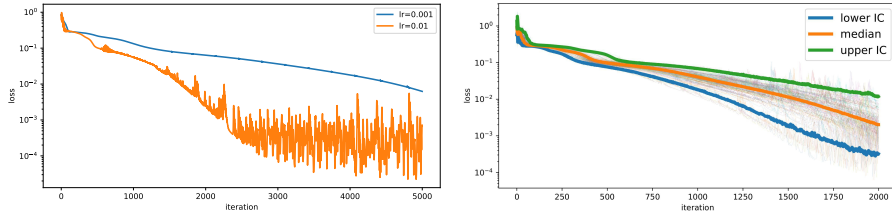


Figure 5: Lorenz system, **Left** : the convergence of the loss for different learning rates 0.001 (default) and 0.01. As expected the value 0.001 gives slower convergence but smaller final variance (oscillations) at the solution; **right** : the median and 95% confidence interval of the loss (thicker lines) together with the first 100 individual trajectories (finer lines).

routine with default settings. For the initial condition we used the shift in (4). The NN has 5 hidden fully connected layers of 20 neurons each ('tanh' activation) and a final FC layer with output dimension 3 (to match the unknown dimension) with no activation. All layer initializations are Glorot Uniform. The NN has 1'783 trainable parameters (which compares very favorably with 1'054'723 training parameters used by [13] who employ 5 hidden FC layers with 512 neurons). We used a uniform time grid of 256 points (as in [13]) and 2000 iterations of the Adam optimizer; initially we tested with the default learning rate (0.001) but to accelerate convergence we then chose everywhere a learning rate of 0.01 (only exception being figure 5 where we compare these two learning rates). All other optimizer parameters are the TensorFlow version 2.15 defaults. A run of the procedure takes 80 seconds on a T4 GPU.

We first show convergence results in figure 2. It is seen that the loss reaches low values (and will improve if more iterations are allowed); at the same time we plot (right figure) also the error at final time  $T$  between the reference solution and the PINN solution, that also behave well and shows that convergence occurred. This is to be compared with figure 3 where the numerical solution shows high quality match with the baseline solution. We also checked (not shown here) that given more iteration the quality improves further (but then we cannot distinguish graphically the two).

We now pass to the inner workings of our procedure. First in figure 3 (right) we note that the equation error is indeed of intuitive form: since the system is very sensitive to errors, it is best to set error to be lower for small  $t$  and larger at final times. This is coherent with the weights selected (automatically) by our algorithm, depicted in figure 4 left, that are indeed decreasing. The weight assignment is the result of the estimators (17) plotted in figure 4 right. We plot both our estimator and the ground truth (16) (that requires knowledge of the exact solution). The agreement is remarkable and it is seen that our estimator (17) **captures the good order of magnitude and sign** while retaining a more smooth behavior.

As discussed above, we also investigated the influence of the learning rates; we plot in figure 5 left a comparison of the losses during the optimization with two different learning rates, 0.001 (TensorFlow Adam optimized default) and 0.01. As expected from the general theory of stochastic optimization it is seen that the larger learning rate gives faster convergence but also larger final variance (oscillations) at the solution.

Finally, in figure 5 right we plot a confidence interval for the loss (learning rate set



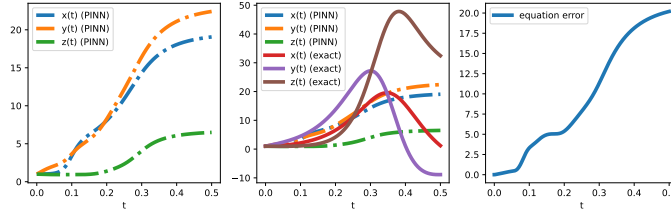


Figure 6: Lorenz system. **Left**: the solution given by the causal procedure in [13]; **middle** the comparison between the solution (dash dotted) with reference solution (solid lines); **right** the equation error.

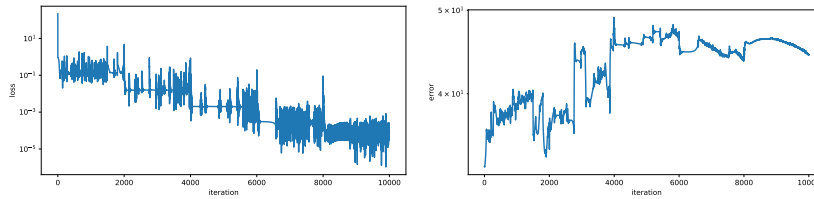


Figure 7: Lorenz system, convergence of the 'causal' procedure. **Left** the loss convergence. **Right** the evolution of the error at time  $T$ .

to 0.01 for all) after 1000 independent runs of the procedure. The variability is due to the initialization of the NN layers and is normal to have runs taking longer time. For all quantiles the decrease in loss is systematic.

We now turn to comparing these results with equivalent results for two other time weighting algorithms, [13] (cumulative exponential error loss (7)) and [15] (exponential weighting  $\rho(t) \sim e^{-\lambda t}$ ). We do not even compare with uniform time-weighting (which is the default PINN protocol) because this is known to not work well on Lorenz (and most chaotic) systems. The interested reader can nevertheless find in the supplementary material section Appendix A.1 this result.

For both we used exactly the same NN and optimizer settings. We seeded the random number generation of numpy and TensorFlow with the same seed as in the previous case so all procedures start from the same initial network weights. The 'causal' procedure seem to not have converged yet cf. figure 6 even if we gave it 5 times more iterations. We did so because this procedure needs to change the value of  $\epsilon$  in a schedule involving 5 preset levels in the list 0.01, 0.1, 1, 10, 100. To each level we gave 2000 iterations (which is the total number of iterations used by our procedure). We checked that if given even more time the protocol does indeed converges. Obviously it attempts to exploit the same idea of using larger weights for  $t$  small resulting in lower equations errors at  $t$  small and larger errors for  $t$  large (cf. figure 6 rightmost plot). In figure 7 left we plot the convergence of the procedure (the 5  $\epsilon$  levels are visible on left plot). Note that, since the Lorenz system is close to chaotic, significant equation errors of the early stages of the evolution equation destroy completely any confidence in the solution for final time  $T$  as is shown in figure 7 right, where the final error between the exact and numerical solution does not appear to improve much. The loss is indeed decreasing but it does

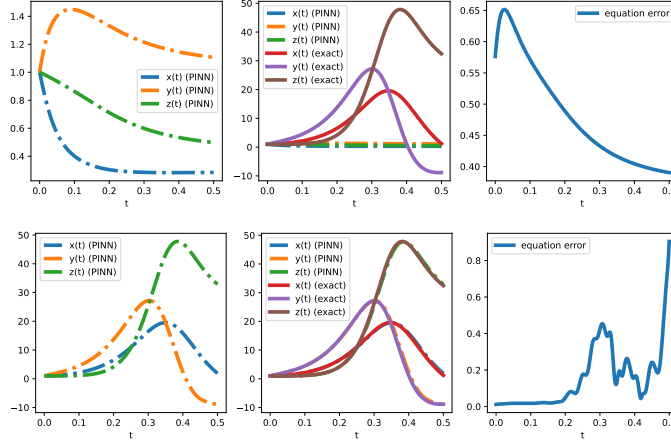


Figure 8: Lorenz system; the solution given by the exponential weighting procedure in [15] for  $\lambda = 10.0$  (first row) and  $\lambda = 13.8$  (second row). **left column:** the numerical solution **middle column** the comparison between the solution (dash dotted) with reference solution (solid lines); **right column** the equation error.

not convey enough relevant information to orient the convergence. See supplementary material for further explanation of the weights behavior in this procedure, which appear sensitive to the precise number of iterations run for each value of  $\epsilon$ .

We compare now with the exponential time weighting scheme in [15]. The procedure has a hyper-parameter  $\lambda$  that give the exponential decay of the weights. We tested several choices of parameters but will only show results for two of them,  $\lambda = 10$  (which has the good order of magnitude) and  $\lambda = 13.8$ ; this latter value was chosen to have a posteriori the same average decay as our procedure (and thus should give comparable results). The results in figure 8 for  $\lambda = 10$  show that the procedure is sensitive to the choice of the  $\lambda$  parameter; when this parameter is given by some 'oracle' then the solution is much improved. When  $\lambda$  is farther away from the optimal value the results degrade.

#### 4.2. The Burgers' equation

The Burgers' equation models the one-dimensional flow of viscous fluid and reads :

$$\frac{\partial u}{\partial t} + u \frac{\partial u}{\partial x} = \nu \frac{\partial^2 u}{\partial x^2}, t \in ]0, T], x \in ]-1, 1[ \quad (19)$$

$$u(0, x) = -\sin(\pi x) \quad (20)$$

$$u(t, \pm 1) = 0, \forall t \in [0, T]. \quad (21)$$

where  $u(x, t)$  is the fluid velocity,  $\nu = 0.01/\pi$  is a real positive constant called the viscosity coefficient,  $x$  and  $t$  are spatial and temporal variables respectively. Total time is  $T = 1.0$ . These are supplemented by the initial (20) and boundary (21) conditions. For the initial condition we used the shift described in (4); on the other hand we did nothing special for the boundary conditions which were implemented by adding a corresponding term in the loss as it is classic in these cases [1].

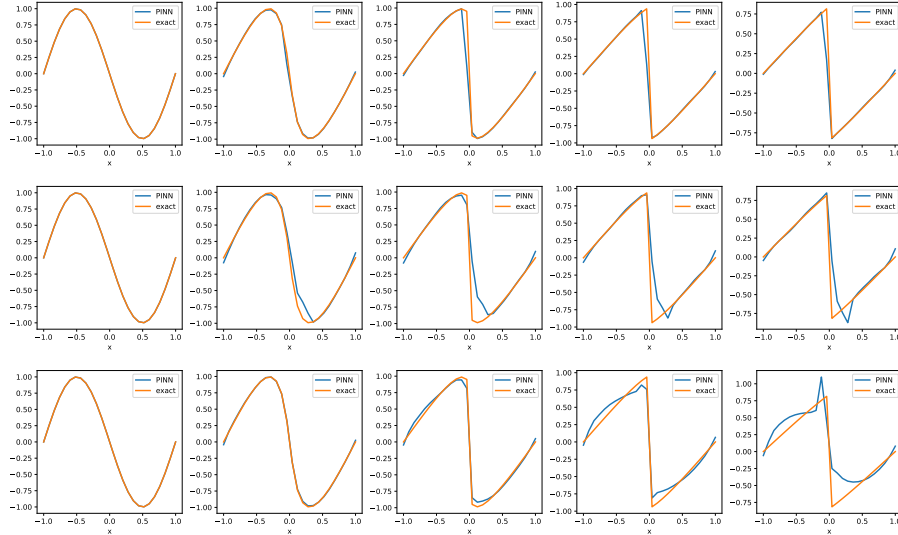


Figure 9: Comparison between the exact and numerical solutions of the Burgers' equation; first row : solution given by our procedure; second row: solution for standard (uniform) time weighting; third row: solution for the causal [13] procedure. Each column is another time step.

For the 'exact' baseline, as this problem is known to be difficult to solve, a first proposal was obtained with a finite difference scheme combining two half-step Crank-Nicholson propagators for the viscosity term with a Lax-Friedrichs propagator for the transport part. A different computation can be proposed through the exact formula (2.5) used by [16] combined with Hermite polynomial quadrature ; see the supplementary material Appendix A.2 for all scheme details and analytic formula. We checked that both agree up to  $1.0e - 4$  and used quadrature analytic formula if precision beyond this was required.

As in [1] and [12] the NN architecture uses 8 fully connected hidden layers of 20 neurons each (3021 parameters to train) and learning rate of 0.01; we define a uniform grid of 50 points in time and 25 in space (which gives a total number of interior collocation points of 1250, almost an order of magnitude less than in the references cited). Procedure is run for 3000 iterations in 387 seconds on a T4 GPU.

We plot in figure 9 the results for our procedure, the causal procedure [13] and the standard PINN [1] approach. Compared with the Lorenz system this is a non-chaotic case and all algorithms will eventually converge and give good results. The plot confirms that our procedure has some merits in using insights from the system during the initial iterations and improve efficacy. Data in supplementary material shows that this is realized by some counter-intuitive behavior of **over-weighting** final instants when  $t$  is close to  $T$  because at this point that the discontinuity is created (and detected by our procedure).

## 5. Limitations

Although the theoretical and empirical results appear encouraging, further work could improve some aspects of the procedure. The most apparent is the estimation of the Lyapunov exponents, which is now done in a very crude way; this could be refined or, if not possible, at least construct some trust regions to inform when these estimations are reliable or not.

Another aspect is the interaction between the weights dynamic and the solution. This is common to all adaptive weights procedures but it may concern some cases where the weights given by (17) induce instabilities in the solution preventing convergence (in the same vein as the well-known GAN "mode collapse" problem). An analysis of whether this can happen or how to prevent it could be required.

Finally, for the problems where the canonical, simple implementation of the PINN procedure already works well this algorithm may cause slight numerical computational overhead.

## 6. Conclusion

In this work, we presented a new approach to treat the time dimension within the framework of Physics-Informed Neural Network. We started from the observation that time instants are not permutable and depending on the regime (chaotic, periodic, or stably convergent) errors in earlier instants affect differently the quality of the outcome. We proposed a theoretical explanation based on Lyapunov exponents and then a new algorithm built from this insight.

The procedure was then tested on two different cases, one chaotic (Lorenz system) and one stable but that induces singularities (Burgers' equation), both known to require careful numerical treatment. The proposed algorithm not only showcases robustness and practical efficiency but also addresses some limitations of earlier works that lacked a principled and theoretically grounded foundation. Of course, while our procedure is robust across various benchmarks, it is designed as a complementary addition to the existing methods rather than a one-size-fits-all solution. We believe this work contributes meaningfully to the field, offering a solid foundation for future research and application development.

## References

- [1] M. Raissi, P. Perdikaris, G. Karniadakis, Physics-informed neural networks: A deep learning framework for solving forward and inverse problems involving non-linear partial differential equations, *Journal of Computational Physics* 378 (2019) 686–707. doi:<https://doi.org/10.1016/j.jcp.2018.10.045>. URL <https://www.sciencedirect.com/science/article/pii/S0021999118307125>
- [2] S. Wang, Y. Teng, P. Perdikaris, Understanding and mitigating gradient flow pathologies in physics-informed neural networks, *SIAM Journal on Scientific Computing* 43 (5) (2021) A3055–A3081. arXiv:<https://doi.org/10.1137/20M1318043>, doi:10.1137/20M1318043. URL <https://doi.org/10.1137/20M1318043>
- [3] H.-O. Bae, S. Kang, M. Lee, Option Pricing and Local Volatility Surface by Physics-Informed Neural Network, *Computational Economics* doi:10.1007/s10614-024-10551-2. URL <https://doi.org/10.1007/s10614-024-10551-2>
- [4] K. Soohan, S.-B. Yun, B. Hyeong-Ohk, L. Muhyun, H. Youngjoon, Physics-informed convolutional transformer for predicting volatility surface, *Quantitative Finance* 24 (2) (2024) 203–220. arXiv: <https://doi.org/10.1080/14697688.2023.2294799>, doi:10.1080/14697688.2023.2294799. URL <https://doi.org/10.1080/14697688.2023.2294799>
- [5] P. Mertikopoulos, N. Hallak, A. Kavis, V. Cevher, On the Almost Sure Convergence of Stochastic Gradient Descent in Non-Convex Problems, in: H. Larochelle, M. Ranzato, R. Hadsell, M. F. Balcan, H. Lin (Eds.), *Advances in Neural Information Processing Systems*, Vol. 33, Curran Associates, Inc., 2020, pp. 1117–1128, arxiv:2006.11144. URL [https://proceedings.neurips.cc/paper\\_files/paper/2020/file/0cb5ebb1b34ec343dfe135db691e4a85-Paper.pdf](https://proceedings.neurips.cc/paper_files/paper/2020/file/0cb5ebb1b34ec343dfe135db691e4a85-Paper.pdf)
- [6] Z. Hu, K. Shukla, G. E. Karniadakis, K. Kawaguchi, Tackling the curse of dimensionality with physics-informed neural networks (2024). arXiv:2307.12306.
- [7] S. Liu, X. Chen, X. Di, Scalable learning for spatiotemporal mean field games using physics-informed neural operator, *Mathematics* 12 (6). doi:10.3390/math12060803. URL <https://www.mdpi.com/2227-7390/12/6/803>
- [8] R. Sharma, V. Shankar, Accelerated Training of Physics-Informed Neural Networks (PINNs) using Meshless Discretizations, in: S. Koyejo, S. Mohamed, A. Agarwal, D. Belgrave, K. Cho, A. Oh (Eds.), *Advances in Neural Information Processing Systems*, Vol. 35, Curran Associates, Inc., 2022, pp. 1034–1046. URL [https://proceedings.neurips.cc/paper\\_files/paper/](https://proceedings.neurips.cc/paper_files/paper/)

2022/file/0764db1151b936aca59249e2c1386101-Paper-Conference.pdf

- [9] J. Cho, S. Nam, H. Yang, S.-B. Yun, Y. Hong, E. Park, Separable Physics-Informed Neural Networks, in: A. Oh, T. Naumann, A. Globerson, K. Saenko, M. Hardt, S. Levine (Eds.), *Advances in Neural Information Processing Systems*, Vol. 36, Curran Associates, Inc., 2023, pp. 23761–23788.  
URL [https://proceedings.neurips.cc/paper\\_files/paper/2023/file/4af827e7d0b7bdae6097d44977e87534-Paper-Conference.pdf](https://proceedings.neurips.cc/paper_files/paper/2023/file/4af827e7d0b7bdae6097d44977e87534-Paper-Conference.pdf)
- [10] C. Wang, S. Li, D. He, L. Wang, Is  $L^2$  Physics Informed Loss Always Suitable for Training Physics Informed Neural Network?, in: S. Koyejo, S. Mohamed, A. Agarwal, D. Belgrave, K. Cho, A. Oh (Eds.), *Advances in Neural Information Processing Systems*, Vol. 35, Curran Associates, Inc., 2022, pp. 8278–8290.  
URL [https://proceedings.neurips.cc/paper\\_files/paper/2022/file/374050dc3f211267bd6bf0ea24eae184-Paper-Conference.pdf](https://proceedings.neurips.cc/paper_files/paper/2022/file/374050dc3f211267bd6bf0ea24eae184-Paper-Conference.pdf)
- [11] C. L. Wight, J. Zhao, Solving Allen-Cahn and Cahn-Hilliard equations using the adaptive physics informed neural networks, arXiv preprint arXiv:2007.04542.
- [12] L. D. McClenny, U. M. Braga-Neto, Self-adaptive physics-informed neural networks, *Journal of Computational Physics* 474 (2023) 111722. doi:<https://doi.org/10.1016/j.jcp.2022.111722>.  
URL <https://www.sciencedirect.com/science/article/pii/S0021999122007859>
- [13] S. Wang, S. Sankaran, P. Perdikaris, Respecting causality for training physics-informed neural networks, *Computer Methods in Applied Mechanics and Engineering* 421 (2024) 116813, arXiv preprint arXiv:2203.07404. doi:<https://doi.org/10.1016/j.cma.2024.116813>.  
URL <https://www.sciencedirect.com/science/article/pii/S0045782524000690>
- [14] M. Penwarden, A. D. Jagtap, S. Zhe, G. E. Karniadakis, R. M. Kirby, A unified scalable framework for causal sweeping strategies for Physics-Informed Neural Networks (PINNs) and their temporal decompositions, *Journal of Computational Physics* 493 (2023) 112464. doi:<https://doi.org/10.1016/j.jcp.2023.112464>.  
URL <https://www.sciencedirect.com/science/article/pii/S0021999123005594>
- [15] G. Turinici, Optimal time sampling in physics-informed neural networks (2024). arXiv:2404.18780.
- [16] C. Basdevant, M. Deville, P. Haldenwang, J. M. Lacroix, J. Ouazzani, R. Peyret, P. Orlandi, A. T. Patera, Spectral and finite difference solutions of the Burgers equation, *Computers & Fluids* 14 (1) (1986) 23–41. doi:<https://doi.org/>

10.1016/0045-7930(86)90036-8.

URL <https://www.sciencedirect.com/science/article/pii/S0045793086900368>

- [17] G. Strang, On the construction and comparison of difference schemes, *SIAM Journal on Numerical Analysis* 5 (3) (1968) 506–517. arXiv:<https://doi.org/10.1137/0705041>, doi:10.1137/0705041.  
URL <https://doi.org/10.1137/0705041>
- [18] G. I. Marchuk, On the theory of the splitting-up method, in: B. HUBBARD (Ed.), *Numerical Solution of Partial Differential Equations–II*, Academic Press, 1971, pp. 469–500. doi:<https://doi.org/10.1016/B978-0-12-358502-8.50019-0>.  
URL <https://www.sciencedirect.com/science/article/pii/S0045793086900368>
- [19] N. N. Yanenko, *The method of fractional steps. The solution of problems of mathematical physics in several variables*, published: Berlin-Heidelberg-New York: Springer Verlag, VIII, 160 p. with 15 fig. (1971). (1971).

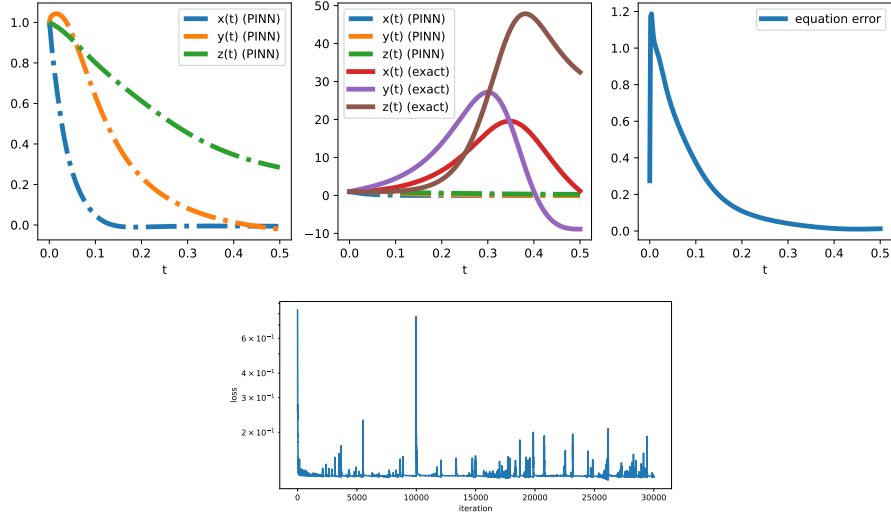


Figure A.10: Lorenz system. **Top left**: the solution given by the canonical procedure (uniform time weighting); **top middle** the comparison between the solution (dash dotted) and the reference solution (solid lines); **top right** the equation error. **Bottom** : the loss evolution.

## Appendix A. Supplementary material

### Appendix A.1. Standard PINN (no time weighting) results for the Lorenz system

As announced in section 4.1 we plot in figure A.10 the solution of the procedure for the situation when the weights are not optimized at all but left all uniform. This case was allowed 30'000 iterations (10 times more than our standard setting) but did not even start to converge.

### Appendix A.2. Exact solution for Burgers' equation

To compare the PINN solution with a reference ground truth we solved Burger's equation with a finite difference scheme and compared with an analytic formula with Hermite-Gauss integration.

#### Appendix A.2.1. Finite differences scheme for Burgers' equation

The finite difference scheme works on a spatial domain discretized with  $n_x = 400+1$  spatial grid points (counting both segment extremities  $\pm 1$ ), i.e.  $\Delta x = 2/400$  and  $nt = 700$  time steps ( $\Delta t = 1/700$ ); each time step is implementing the following split-operator technique :

- first a Crank-Nicholson (CN) scheme over a  $\Delta t/2$  time step (taking into account the boundary conditions) for the diffusion part i.e. the solution by CN of the equation  $\partial_t u = \nu \partial_{xx} u$
- then a  $\Delta t$  step of a Lax-Friedrichs scheme for the viscosity term, i.e. for the equation  $\partial_t u + u \partial_x u = 0$ .



- then a final Crank-Nicholson (CN) scheme over a  $\Delta t/2$  time step (taking into account the boundary conditions) for the diffusion part

The splitting technique is known to be of high order in time [17, 18, 19] which leaves the Crank-Nicholson part (second order in time) and Lax-Friedrichs scheme (first order in time and space) as limiting factors. As for stability it is known that CN is unconditionally stable for the heat diffusion and since the matrix for the Lax-Friedrichs scheme is tridiagonal by Gersgorin theorem it is stable when  $\max(|u|) \cdot \Delta t/\Delta x < 1$ .

In practice, if  $V \in \mathbb{R}^{n \times n+1}$  is the current solution with  $V_j$  the component representing the solution at point  $x = -1 + j \cdot \Delta x$ , the CN propagation for a  $\Delta t/2$  time step means solving the linear system in  $V^{next}$  :

$$\frac{V_j^{next} - V_j^{next}}{\Delta t/2} = \frac{\nu}{2} \left( \frac{V_{j+1} + V_{j-1} - 2V_j}{\Delta x^2} + \frac{V_{j+1}^{next} + V_{j-1}^{next} - 2V_j^{next}}{\Delta x^2} \right), \quad V_0^{next} = 0 = V_{nx}^{next}. \quad (\text{A.1})$$

The Lax-Friedrichs scheme means replacing  $V$  with :

$$\frac{V_j^{next} - \frac{V_{j+1} + V_{j-1}}{2}}{\Delta t} + \left( \frac{\frac{V_{j+1}^2}{2} - \frac{V_{j-1}^2}{2}}{2\Delta x} \right) = 0, \quad V_0^{next} = 0 = V_{nx}^{next}. \quad (\text{A.2})$$

Once this is solved the resulting 2D solution matrix is used as input to a 2D interpolation routine to obtain a linear interpolation function that is able to output values for any other point not necessarily on the space-time grid used by the finite difference resolution.

#### Appendix A.2.2. Analytic formula for the solution of the Burgers' equation

Another way to find a solution is to use the analytic formula (2.5) from [16]. It reads

$$u(t, x) = \frac{\int_{\mathbb{R}} u_0(x - \eta) \zeta(x - \eta) e^{-\eta^2/(4\nu t)} d\eta}{\int_{\mathbb{R}} \zeta(x - \eta) e^{-\eta^2/(4\nu t)} d\eta}, \quad \text{where } \zeta(y) = e^{-\cos(\pi y)/(2\pi\nu)}. \quad (\text{A.3})$$

The integrals can be computed using Hermite-Gauss quadrature and in practice we used 50-th order formulas after a change of variables  $\eta = \eta' \sqrt{4\nu t}$ . For  $t < 10^{-10}$  we used a first order Taylor development with respect to  $t$  using the exact formula for the time derivative from the Burgers' equation.

#### Appendix A.3. Behavior of weights of the causal procedure (Lorenz system)

To explore the convergence properties of the causal protocol [13] we looked at the history of the weights used by the procedure during the resolution of the Lorenz system, see comments in section 4.1; these are plotted in figure A.11. The algorithm's protocol iterates the  $\epsilon$  parameter ; at each change the weights associated with latter times are smaller which causes deterioration of the quality there. So the algorithm can only advance to the next value of  $\epsilon$  only after the equation is satisfactorily solved at initial times.

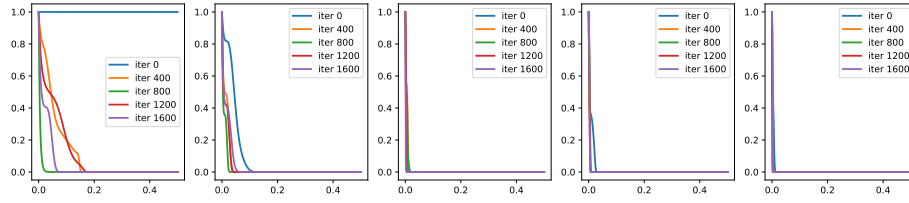


Figure A.11: Lorenz system, evolution of the weights used by the 'causal' procedure. Each plot corresponds to a value  $\epsilon$  in the list  $[0.01, 0.1, 1, 10, 100]$  iterated by the procedure.

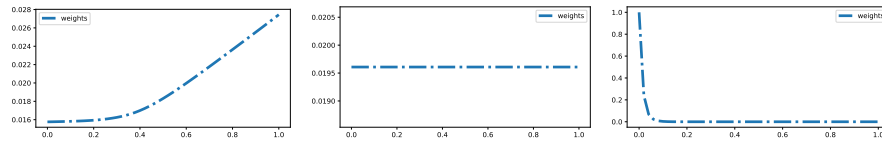


Figure A.12: The weights of several algorithms for the Burgers' equation; first row : our procedure; second row: standard (uniform) time weighting; third row: the causal [13] procedure. Compare with errors in the solution in figure 9.

#### Appendix A.4. Weights for Burgers' equation

We compare in figure A.12 the final weights of the three procedures considered for the Burgers' equation, we note that our proposal over-weights final times which is when the discontinuity appears. This is not the case of the other procedures ; this behavior explains the results in last columns of figure 9 (rows 2 and 3) that clearly lack precision at that point in space.