

# Network sampling based inference for subgraph counts and clustering coefficient in a Stochastic Block Model framework with some extensions to a sparse case

A. Mandal\* and A. Chatterjee†

Theoretical Statistics & Mathematics Unit  
Indian Statistical Institute, Delhi

## Abstract

Sampling is frequently used to collect data from large networks. In this article we provide valid asymptotic prediction intervals for subgraph counts and clustering coefficient of a population network when a network sampling scheme is used to observe the population. The theory is developed under a model based framework, where it is assumed that the population network is generated by a Stochastic Block Model (SBM). We study the effects of induced and ego-centric network formation, following the initial selection of nodes by Bernoulli sampling, and establish asymptotic normality of sample based subgraph count and clustering coefficient statistic under both network formation methods. The asymptotic results are developed under a joint design and model based approach, where the effect of sampling design is *not* ignored. In case of the sample based clustering coefficient statistic, we find that a bias correction is required in the ego-centric case, but there is no such bias in the induced case. We also extend the asymptotic normality results for estimated subgraph counts to a *mildly* sparse SBM framework, where edge probabilities decay to zero at a slow rate. In this sparse setting we find that the scaling and the maximum allowable decay rate for edge probabilities depend on the choice of the target subgraph. We obtain an expression for this maximum allowable decay rate and our results suggest that the rate becomes slower if the target subgraph has *more* edges in a certain sense. The simulation results suggest that the proposed prediction intervals have excellent coverage, even when the node selection probability is small and unknown SBM parameters are replaced by their estimates. Finally, the proposed methodology is applied to a real data set.

Keywords: Large network, Sampling, Model based, Prediction, Asymptotic distribution, Sparse network.

---

\*email: [anirban22r@isid.ac.in](mailto:anirban22r@isid.ac.in)

†email: [cha@isid.ac.in](mailto:cha@isid.ac.in)

# 1 Introduction

Network data arise in numerous domains and in many situations it is difficult or impossible to access the *entire* network due to various reasons (cf. [Kolaczyk \(2009\)](#), [Zhang et al. \(2015\)](#)). Additionally, storage and analysis of data from a large network can be prohibitively resource intensive ([Leskovec and Faloutsos \(2006\)](#)). In this scenario, network sampling becomes the only feasible approach to collect data. Networks are also characterized by various summary statistics, *viz.*, subgraph (motif) counts, degree distribution, various centrality and connectivity measures, spectral properties of the adjacency matrix and several other types of statistics (cf. [Kolaczyk \(2009\)](#) for more details). It is important to accurately estimate these summary statistics, as they are used in interpreting the features of a network. The main question is, how accurately one can estimate a summary statistic for a larger population network using the corresponding summary statistic obtained via a network sampling scheme?

Numerous authors have investigated this question and analysed the effects of various network sampling schemes on different types of network summary statistics, see [Bliss et al. \(2014\)](#), [Ribeiro and Towsley \(2012\)](#), [Dasgupta et al. \(2014\)](#), [Lee et al. \(2006\)](#), [Leskovec and Faloutsos \(2006\)](#), [Costenbader and Valente \(2003\)](#), [Ahmed et al. \(2010\)](#), [Illenberger and Flötteröd \(2012\)](#), [Ruggeri and De Bacco \(2020\)](#), for a selective overview. Much of the research has focused on analysing the speed and efficiency of different sampling algorithms, improving their efficiency by suitable modifications, and empirically evaluating their performance for specific summary statistics in various real-world and simulated networks. The empirical evidence indicates that estimates based on sampled networks can be severely biased, even when the sample size is moderately large. Further, the accuracy of network sampling can depend on many factors: the choice of the underlying summary statistic, the sampling scheme, and as well as the underlying structure of the population network (cf. [Lee et al. \(2006\)](#), [Bliss et al. \(2014\)](#), [Ribeiro and Towsley \(2012\)](#), [Ebbes et al. \(2008\)](#), [Crane \(2018\)](#), [González-Bailón et al. \(2014\)](#), [Maiya and Berger-Wolf \(2011\)](#), [Chandrasekhar and Lewis \(2016\)](#), [Hsieh et al. \(2024\)](#)). In spite of the enormous volume of research on this issue, to the best of our knowledge, there has been a lack of rigorous theoretical results on the distributional properties of network sampling based estimates and their use in statistical inference.

In context of network sampling based inference, the choice of the inferential framework is crucial. As [Handcock and Gile \(2010\)](#) have mentioned, a researcher can use a design based approach where the population network is assumed to be fixed or non-stochastic and the sampling design is the only source of randomness. Alternatively, one can use a model based approach, where the population is assumed to be generated stochastically from a network model. In a model based approach, the design effect can be *ignored* under certain assumptions (cf. [Handcock and Gile \(2010\)](#)), while in some other situations the design effect needs to be considered for inference. Model based approaches have been widely explored in traditional survey sampling (cf. [Chambers and Clark \(2012\)](#), [Särndal et al. \(1992\)](#), [Pfeffermann \(2000\)](#)). Some of the early investigations into network sampling used a design based approach (cf. [Frank \(1978b\)](#), [Frank \(1978a\)](#), [Frank \(2011\)](#)). More recently, [Thompson and Frank \(2000\)](#), [Shi et al. \(2019\)](#), [Handcock and Gile \(2010\)](#) and [Gile and Handcock \(2015\)](#) explored model based approaches, primarily in situations where design based methods

are difficult to use. In this context, [Bhattacharya et al. \(2022\)](#) (hereafter referred to as [BDM22]) were the first to provide a breakthrough, and they developed rigorous asymptotic results for network sampling based inference in a design based framework, where they focused on subgraph count statistics.

Consider a population network on  $N$  nodes, which is represented by a simple, undirected graph  $G_N$  with vertex set  $V(G_N) = \{1, \dots, N\}$ . Let  $H$  be a fixed, simple, undirected and connected graph on  $R$  vertices (with  $R \leq N$ ). Consider a Bernoulli node sampling scheme followed by induced subgraph formation. Let  $S_N(H)$  denote the subgraph count (number of copies) of  $H$  in  $G_N$ , and let  $\hat{S}_N(H)$  denote its Horvitz-Thompson estimator (HTE) based on the sampled network. Under suitable regularity conditions, [BDM22] showed that the pivotal quantity

$$\frac{\hat{S}_N(H) - S_N(H)}{\sqrt{\mathbf{Var}(\hat{S}_N(H))}} \xrightarrow{d} N(0, 1), \quad (1.1)$$

where the variance is with respect to the node sampling scheme, and the population network  $G_N$  was considered as *fixed* or non-stochastic. Henceforth, they provided valid asymptotic confidence intervals for  $S_N(H)$  after replacing the unknown variance with a consistent estimator. The asymptotic normality result in (1.1) was developed in a design-based framework, assuming  $G_N$  is fixed. If  $G_N$  is stochastically generated from a model, then it is not clear if (1.1) will continue to hold? For example, the Stein's method based arguments used by [BDM22] to establish (1.1) are unlikely to be usable due to additional dependency arising from the stochastic model.

Stochastic models play a crucial role in modelling and explaining features of real-world networks (see [Newman \(2018\)](#), [Kolaczyk \(2009\)](#), [van der Hofstad \(2017\)](#), [Fienberg \(2012\)](#)). To the best of our knowledge, asymptotic results of the form in (1.1) for sample based estimators have not been developed in model based settings. In view of this, it becomes important to study the model based case and develop rigorous approaches for predictive statistical inference on  $S_N(H)$  using network sampling based estimates. There are additional issues that arise in the presence of a model: it is not clear if the design effect should be *ignored* or taken into consideration for statistical inference and what should be the *proper* inferential framework, how the choice of the model affects our results and how the choice of the sampling scheme or subsequent network formation mechanism affects the asymptotic properties of  $\hat{S}_N(H)$  in the presence of the model.

In this article we have attempted to address these issues and we also provide some additional contributions. Primarily, we have developed rigorous asymptotic theory for predictive inference about the population subgraph count  $S_N(H)$ , using corresponding network sampling based estimates. The theoretical results have been developed in a model based framework, where it is assumed that the population network  $G_N$  is generated from a Stochastic Block Model (SBM). Additionally, we have also considered the prediction of population clustering coefficient of  $G_N$  using sample based estimates. In a model based framework, the population summary statistics are no longer fixed parameters, instead they are unknown random variables, which need to be *predicted*. We focus on the SBM as it is a simple, yet highly flexible and a widely used model for networks. The nodes are initially selected by Bernoulli sampling. Then, we explore two different subgraph formation methods: (i) induced subgraph formation, and (ii) ego-centric subgraph formation. Both induced

and ego-centric approaches of network formation are widely used in the existing literature. The node sampling scheme and the SBM are assumed to be *independent*. We derive the asymptotic distribution for sample based estimates of  $S_N(H)$  and the population clustering coefficient statistic, for both induced and ego-centric cases. The asymptotic distribution is derived under a joint design and model based framework, where the design effect is *not* ignored.

In the presence of a model for the population, one has to decide if the design effect should be taken into consideration while developing an inferential framework. In order to answer this basic question, in Section 2.1 we consider the example of the estimated edge count statistic, the simplest subgraph count, and find its asymptotic distribution under two different inferential frameworks. We find that in the presence of the SBM, if the design effect is ignored (by conditioning on a set of selected nodes), then the estimated edge count can become biased and its asymptotic distribution would depend on this set of selected nodes. In this case, our inference is based on a potentially biased view of the population network, as we focus on a fixed subset of nodes. The bias arises due to the heterogeneity of the edge probability distribution in the population model (SBM). For example, in a population network with i.i.d. edges, no such bias would arise irrespective of which set of nodes (units) are selected and the design effect could be ignored for inferential purposes. Thus, if the design effect is ignored in the presence of the SBM, then statistical inference about the population edge count becomes highly biased and erratic. These deficiencies are removed if the design effect is taken into account. However, inclusion of the design effect introduces dependency within the observed dataset. In this context we have added an important remark (see Remark 2), where we argue that a CLT for estimated subgraph counts under a joint design and model based framework *can not* be obtained by using the approach provided in [BDM22].

The above mentioned theoretical results are developed under a *dense* SBM framework, where some of the edge probabilities in the SBM are assumed to be strictly positive. The technical assumptions are extremely mild and easy to validate. Simplified asymptotic variance expressions are provided in case  $H$  is an edge, or wedge or a triangle graph. Such expressions are also provided for complete graphs and star-graphs. In case of the estimated clustering coefficient, a bias correction term arises in case of ego-centric sampling, while no such bias arises in the induced case. We provide an explanation for this bias and show that the source of this bias is the *asymmetric* nature of the ego-centric network formation scheme, which has different effects on wedge and triangle counts. In order to obtain the CLT for estimated clustering coefficient, we derive a multivariate CLT for estimated and population based edge, wedge and triangle counts, which may be of independent interest. To the best of our knowledge, such sample network based inferential results about the population clustering coefficient are not available in the existing literature. The node selection probability  $p$  used in the initial stage of Bernoulli sampling is assumed to be fixed and bounded away from 0 and 1. Interestingly, [BDM22] required a choice of  $p \in (0, 0.05]$ , for using their proposed *fourth moment convergence criteria* in order to establish (1.1). Such an upper bound on  $p$  can be a restriction if the researcher has resources to collect more data.

Since numerous real-world networks are sparse, we consider the case of a *mildly sparse* SBM framework,

where the maximum edge probability in the SBM is assumed to decay to zero at rate  $N^{-\beta}$ , for some  $\beta \in (0, 1)$ , as the network size ( $N$ ) grows. We show that for any target graph  $H$ , the estimated subgraph counts (in the induced sampling case) are asymptotically normally distributed if  $\beta \in (0, c(H))$ , for some constant  $c(H) \in (0, 1]$ , which depends only on the edge structure of  $H$ . We obtain an expression for  $c(H)$ , and it can be computed for any choice of  $H$ . Our results and examples indicate that  $c(H)$  becomes smaller if  $H$  has a *richer* edge structure. This makes sense, because it becomes more difficult to capture a graph  $H$  with more edges, if  $G_N$  is sparse. If  $c(H)$  is small, it will ensure that the edge probabilities in  $G_N$  decay more slowly, thereby making it less sparse for any network size. If  $\beta \geq 1$ , the existing techniques are no longer usable and novel techniques are required to study the asymptotic distribution of the estimated subgraph counts in this regime.

A simulation study is presented in Section 4 to assess the coverage accuracy of prediction intervals for population edge, wedge and triangle density and clustering coefficient, which are obtained by using the above mentioned asymptotic normality results. The simulation study is conducted in the dense SBM framework. The primary challenge is to estimate unknown model parameters involved in the asymptotic variance expressions. Unfortunately, standard resampling based methods are not helpful in our setting. The unknown SBM parameters (edge probabilities, class labels, number of classes) are estimated by using ready to use algorithms available in software packages and by using simple parametric estimates. The proposed prediction intervals maintain excellent coverage, even if  $p$  is very small. Some difficulties are encountered while estimating the bias correction term for the sample clustering coefficient in the ego centric case, when  $p$  is small. But, there are no such issues in the induced case. The simulations indicate that the prediction intervals can tolerate some amount of model misspecification, and they continue to have good coverage even if the number of classes in the SBM is wrongly estimated. In Section 4.1 we analyse the *2004 US political blog networks* data from [Adamic and Glance \(2005\)](#). The data set is known to have a block structure and it has been used earlier in the SBM literature (cf. [Le and Levina \(2022\)](#), [Amini et al. \(2013\)](#)).

The rest of the article is organized as follows. The SBM, sampling mechanism and the choice of an inferential framework is described in Section 2. In Section 3, we provide the main theoretical results of this article. Simulation results are presented in Section 4 and a real data set is analysed in Section 4.1. Proofs of main results, supplemental technical results and some additional simulation results are provided in the Appendix.

## 2 The SBM, sampling schemes and modes of inference

Consider a population network on  $N$  nodes, labelled  $\{1, \dots, N\}$  and a symmetric binary relation among the pairs of nodes. The terms *vertex* and *node* will be used interchangeably. We will represent this network as an undirected, simple graph  $G_N$  with vertex set  $V(G_N) = \{1, \dots, N\}$  and edge set  $E(G_N)$ . An edge exists (does not exist) between two nodes if the binary relation exists (does not exist). Let  $[V(G_N)]^2$  denote the set of all two element subsets of  $V(G_N)$ . Then  $E(G_N) \subseteq [V(G_N)]^2$ , is a collection of two element subsets

of  $V(G_N)$  (cf. [Diestel \(2018\)](#)). Thus, an edge between nodes  $i$  and  $j$  will be represented by the two element set  $\{i, j\}$ . The network  $G_N$  can be described by a  $N \times N$  symmetric adjacency matrix  $\mathbf{Y}_N$ , where

$$\mathbf{Y}_N = ( Y_{i,j} : 1 \leq i, j \leq N ) , \quad \text{and} \quad Y_{i,j} = \begin{cases} 1 & \text{if } \{i, j\} \in E(G_N), \\ 0 & \text{if } \{i, j\} \notin E(G_N). \end{cases} \quad (2.1)$$

We assume that the network does not contain any multiple edges and self-edges, *i.e.*,  $Y_{i,i} = 0$ , for each  $i = 1, \dots, N$ . In this article we will assume  $\mathbf{Y}_N$  is stochastically generated from a SBM. The SBM, proposed by [Holland et al. \(1983\)](#) assumes that the nodes in the population network have a block or community structure. The nodes are split into  $K$  disjoint classes, where  $K$  is a fixed positive integer. We will assume  $K \geq 2$ . It is assumed that there is an unique class label  $\alpha_i \in \{1, \dots, K\}$ , associated with the  $i$ th node in the population, for each  $i = 1, \dots, N$ . We will assume that the class labels  $\{\alpha_i\}$  do not change with  $N$ , and they are *non-stochastic*. In context of the SBM, the class labels can be viewed as auxiliary information associated with each node. Typically the class labels will be unknown, and we will treat them as unknown model parameters. We define a  $K \times K$  symmetric matrix of class-wise edge probabilities

$$\mathbf{\Pi} = ( \pi_{i,j}, 1 \leq i, j \leq K ) , \quad (2.2)$$

where  $\pi_{i,j}$  denotes the probability of an edge between a node with class label  $i$ , and another node with class label  $j$ . Given the class labels  $\{\alpha_1, \dots, \alpha_N\}$ , the SBM assumes that

$$Y_{i,j} \sim \text{Bernoulli}(\pi_{\alpha_i, \alpha_j}) \quad \text{and} \quad Y_{i,j} \text{ are independent, for all } 1 \leq i < j \leq N. \quad (2.3)$$

For each  $k = 1, \dots, K$ , write,

$$N_k = \sum_{i=1}^N \mathbf{1}(\alpha_i = k), \quad (2.4)$$

to denote the number of nodes in the population network with class label  $k$ . If  $K = 1$ , the SBM reduces to the Erdos-Renyi model (cf. [Erdős and Rényi \(1960\)](#)). The theoretical results will be developed by assuming  $K$  is known. We focus on the SBM as it is one of the simplest network models which preserves edge independence, and yet it is flexible to approximate more complex network models (cf. [Airoldi et al. \(2013\)](#), [Olhede and Wolfe \(2014\)](#), [Matias and Robin \(2014\)](#)). Edge independence has been the building block of other types of network models (cf. [Sischka \(2023\)](#), [Athreya et al. \(2018\)](#)). Additionally, the SBM is widely used in applications, especially in the area of community detection (cf. [Lee and Wilkinson \(2019\)](#), [Nicola et al. \(2022\)](#), [Abbe \(2018\)](#)). [Lee and Wilkinson \(2019\)](#) provide a detailed review about stochastic block models, its variations and applications.

**Remark 1** (Non-stochastic class labels). The SBM formulation used in this article assumes that the class labels  $\{\alpha_i\}$  are *non-stochastic* or *fixed* (see (2.3)). In contrast, several authors have developed likelihood estimation methods in stochastic block models by using i.i.d (stochastic) class labels (cf. [Bickel et al. \(2013\)](#), [Celisse et al. \(2012\)](#), [Tabouy et al. \(2020\)](#), and the references cited therein). When  $\{\alpha_i\}$  are i.i.d., the SBM

can be related to the graphon model (cf. [Sischka \(2023\)](#)) and the model becomes a *vertex exchangeable* model (cf. Chapter 6 of [Crane \(2018\)](#)). For non-stochastic  $\{\alpha_i\}$ , vertex exchangeability fails. Stochastic block models are widely used in the community detection literature, where class labels  $\{\alpha_i\}$  are treated as unknown (fixed) parameters (cf. [Abbe \(2018\)](#), [Lei and Rinaldo \(2015\)](#)).

Now we describe the node selection scheme and the network formation mechanism. Initially, each node is independently selected with equal probability  $p \in (0, 1)$ . We define,

$$\mathbf{W}_N = (W_{N,1}, \dots, W_{N,N})^T, \quad \text{for each } N \geq 1, \text{ where}$$

$$W_{N,i} = \begin{cases} 1 & \text{if the } i\text{-th node is selected,} \\ 0 & \text{otherwise,} \end{cases} \quad \text{for } i = 1, \dots, N, \quad (2.5)$$

are the node inclusion indicator random variables. The sample space of  $\mathbf{W}_N$  is  $\{0, 1\}^N$ . Once the nodes are selected, we consider two distinct subgraph formation methods.

(S.1) Induced subgraph formation: we create a subgraph of  $G_N$  by observing the edges within the selected set of nodes. Thus, we observe

$$\{Y_{i,j} : (i,j) \in I_{1,N}\} \quad \text{where} \quad I_{1,N} = \{(i,j) \in [N]^2 : W_{N,i}W_{N,j} = 1\}. \quad (2.6)$$

Under the induced subgraph based sampling scheme, in order to observe the  $(i,j)$ th entry of  $\mathbf{Y}_N$ , both nodes  $i$  and  $j$  should be selected.

(S.2) Ego-centric subgraph formation: we create a subgraph of  $G_N$  by observing the edges which are incident on the selected nodes. Thus, we observe

$$\{Y_{i,j} : (i,j) \in I_{2,N}\} \quad \text{where} \quad I_{2,N} = \{(i,j) \in [N]^2 : \max\{W_{N,i}, W_{N,j}\} = 1\}. \quad (2.7)$$

Under the ego-centric sampling scheme (also known as *star-sampling*), the value of  $Y_{i,j}$  can be observed if at least one among vertex  $i$  or vertex  $j$  is selected. Compared to induced subgraph sampling, the ego-centric approach provides a larger observed data set. [Figure 1](#) provides a toy example, comparing the observed datasets under the above two subgraph formation mechanisms.

Node sampling schemes are very common (cf. [Kolaczyk \(2009\)](#)) and both the induced and ego-centric sampling schemes were considered in [Handcock and Gile \(2010\)](#), [Hsieh et al. \(2024\)](#) and [Chandrasekhar and Lewis \(2016\)](#), while [\[BDM22\]](#) only considered induced subgraph formation. Note,  $\mathbf{W}_N$  (cf. (2.5)) is independent of the population network  $\mathbf{Y}_N$ . If we consider the class labels  $\{\alpha_i\}$  as auxiliary information, then using (2.3) and (2.2), for any  $i \neq j \in [N]$ , we obtain

$$\mathbf{P}(Y_{i,j} = 1 \mid \{\alpha_r\}, (i,j) \in I_{1,N}) = \mathbf{P}(Y_{i,j} = 1 \mid \{\alpha_r\}) = \pi_{\alpha_i, \alpha_j}.$$

Thus, the distribution of  $Y_{i,j}$  remains unchanged if the index pair  $(i,j)$  is selected (or not selected) through the induced sampling scheme (cf. (2.6)). The same conclusion holds for the ego-centric case. In our

$$\begin{pmatrix} \times & 1 & 0 & 0 & 1 & 1 \\ 1 & \times & 1 & 1 & 0 & 0 \\ 0 & 1 & \times & 1 & 0 & 0 \\ 0 & 1 & 1 & \times & 1 & 0 \\ 1 & 0 & 0 & 1 & \times & 1 \\ 1 & 0 & 0 & 0 & 1 & \times \end{pmatrix} \quad \begin{pmatrix} \times & 1 & 0 & 0 & 1 & 1 \\ 1 & \times & 1 & 1 & 0 & 0 \\ 0 & 1 & \times & 1 & 0 & 0 \\ 0 & 1 & 1 & \times & 1 & 0 \\ 1 & 0 & 0 & 1 & \times & 1 \\ 1 & 0 & 0 & 0 & 1 & \times \end{pmatrix} \quad \begin{pmatrix} \times & 1 & 0 & 0 & 1 & 1 \\ 1 & \times & 1 & 1 & 0 & 0 \\ 0 & 1 & \times & 1 & 0 & 0 \\ 0 & 1 & 1 & \times & 1 & 0 \\ 1 & 0 & 0 & 1 & \times & 1 \\ 1 & 0 & 0 & 0 & 1 & \times \end{pmatrix}$$

Figure 1: Nodes 1 and 2 are selected by Bernoulli sampling from a population with  $N = 6$  nodes. Population adjacency matrix  $\mathbf{Y}_N$  (on the left), observed adjacency matrices under induced sampling (in the middle) and ego-centric sampling (on the right). Faded entries are not observed.

setting,  $\{\alpha_i\}$  are non-stochastic and the conditioning is redundant. Thus, both sampling mechanisms are *non-informative* as per the definition provided in Pfeffermann and Sverchkov (2009), but in Section 2.1 we will show that in the SBM framework described above, node selection can not be ignored when we are interested in inference about population subgraph count. On the other hand, if  $(U, V) \in I_{1,N}$  (see (2.6)), then  $\mathbf{P}(Y_{U,V} = 1) \neq \mathbf{P}(Y_{i,j} = 1)$ , for any choice of  $1 \leq i \neq j \leq N$ , and further,  $Y_{U,V_1}$  and  $Y_{U,V_2}$  are dependent, whenever  $(U, V_1), (U, V_2) \in I_{1,N}$ . This indicates that sampling distorts the original distribution of the  $Y_{i,j}$ 's and introduces dependence in the observed data  $\{Y_{i,j} : (i, j) \in I_{1,N}\}$ . The same is true in the ego-centric case.

## 2.1 Comparing modes of inference: example of edge count estimation

Consider the population adjacency matrix  $\mathbf{Y}_N$  obtained from the SBM and the induced subgraph sampling scheme described in (S.1) (see (2.6)). An edge graph will be denoted by  $\mathbb{K}_2 = (V(\mathbb{K}_2), E(\mathbb{K}_2) = \{1, 2\}, \{1, 2\})$ . Define the population edge count  $S_N(\mathbb{K}_2)$ , the estimated edge count  $\hat{S}_N^{[1]}(\mathbb{K}_2)$  under induced subgraph sampling (see (3.4) for definition of arbitrary subgraph counts), and a pivotal quantity  $V_N$ ,

$$S_N(\mathbb{K}_2) = \sum_{1 \leq i \neq j \leq N} Y_{i,j}, \quad \hat{S}_N^{[1]}(\mathbb{K}_2) = \sum_{1 \leq i \neq j \leq N} W_{N,i} W_{N,j} Y_{i,j}, \quad \text{and } V_N = \frac{\hat{S}_N^{[1]}(\mathbb{K}_2)}{p^2} - S_N(\mathbb{K}_2). \quad (2.8)$$

Note,  $V_N$  is the centered HTE of the population edge count and we would like to use the asymptotic distribution of  $V_N$  for inference about  $S_N(\mathbb{K}_2)$ . We start with the model based approach, where the design effect is ignored. The following example illustrates the problems that can arise if the design effect is ignored in the presence of the SBM for the population.

*Example 1* (Ignoring the effects of sampling). Assume  $\mathbf{Y}_N$  is generated from a SBM with  $K = 2$  classes (see (2.3) and (2.2)). Also consider the following allocation of class labels in the population network:  $\alpha_i = 1$ , if  $i$  is odd, and  $\alpha_i = 2$ , otherwise. Thus, odd and even numbered nodes belong to two different groups. Also assume that  $\pi_{1,1} \neq \pi_{2,2}$  (see (2.2)). Note, the pivotal quantity  $V_N$  in (2.8) depends on both  $\mathbf{W}_N$  and  $\mathbf{Y}_N$ . If



we consider the conditional distribution of  $[V_N \mid \mathbf{W}_N = \mathbf{w}_N]$ , for some  $\mathbf{w}_N \in \{0, 1\}^N$ , then the conditioning will allow us to ignore the design randomness in  $V_N$ .

Consider the element  $\mathbf{w}_N = (w_1, \dots, w_N)^T \in \{0, 1\}^N$ , where  $w_{2j-1} = 1$ , and  $w_{2j} = 0$ , for all  $j \geq 1$ . Thus, conditioning on the event  $[\mathbf{W}_N = \mathbf{w}_N]$  implies that we are observing the data from all odd numbered nodes in the population network. As all odd numbered are from the first group, conditioning ensures that we are missing out on observing any node from the second group. Clearly, this will create a biased viewpoint of the population network which consists of two distinct groups of nodes. Conditioning will imply that  $V_N$  will be biased and  $[V_N \mid \mathbf{W}_N = \mathbf{w}_N]$  would converge in distribution to a limit law that would depend on the choice of  $\mathbf{w}_N$ . Proposition 5.12 provides a concrete example and works out the bias correction and limiting distribution. The same argument could be applied for any other choice of  $\mathbf{w}_N$  in the sample space of  $\mathbf{W}_N$ , and similar arguments can be constructed for any other SBM. These arguments can be extended for more general subgraph counts.

Example 1 shows the pitfalls of ignoring the effect of the sampling design in the presence of the SBM for the population. Whenever some elements of  $\mathbf{\Pi}$  are unequal, which is likely to be the case, the distribution of  $Y_{i,j}$  is non-identical if  $i$  and  $j$  change. This happens because  $\alpha_i$  are *fixed* for each node (see Remark 1), and they can take different values as the node index changes. As a result,  $\pi_{\alpha_i, \alpha_j}$  (and the distribution of  $Y_{i,j}$ ) change as  $i$  and  $j$  change. Observing a fixed set of nodes ensures that only certain fixed entries of the population adjacency matrix are observed. This implies, other entries of  $\mathbf{Y}_N$  are entirely unobserved, leading to biased inference. If the  $Y_{i,j}$  were i.i.d. random variables then node selection would not matter, and any sample of nodes with a fixed size would provide same and unbiased inferential conclusions. As mentioned earlier, the sampling design is *non-informative* and independent of the SBM. But, statistical inference about population subgraph counts is adversely affected if the design effect is discarded. The above discussion shows that the precise structure of the population model plays a crucial role in deciding the role of the sampling design while choosing an inferential framework.

The alternative is to consider the design effect along with the model. In this case, as the conditioning is removed, the bias of  $V_N$  disappears. Under the conditions of Proposition 5.12 it can be shown (using Theorem 3.1) that

$$\sqrt{N} \cdot \frac{V_N}{N^2} \xrightarrow{d} N \left( 0, \frac{(1-p)}{2p} \cdot \left[ (\pi_{1,1} + \pi_{1,2})^2 + (\pi_{1,2} + \pi_{2,2})^2 \right] \right), \quad (2.9)$$

where,  $\pi_{1,1}, \pi_{1,2}$  and  $\pi_{2,2}$  denote the entries of the  $\mathbf{\Pi}$  matrix (with  $K = 2$ ). The above CLT is obtained in a joint design and model based framework. The rate of convergence is  $N^{1/2}$ , which is slower than the *usual* rate of  $N$  (for a mean of  $O(N^2)$  independent random variables), due to the dependency among  $\{Y_{i,j} : (i,j) \in I_{1,N}\}$  introduced by the effect of sampling, and  $V_N$  requires no bias correction. In this case we can obtain unbiased and consistent inferential conclusions about  $S_N(\mathbb{K}_2)$ . In view of the above discussion, we will use the joint model and design based inferential framework in the rest of this article. Before describing our theoretical results, we provide a detailed remark on one of the results presented in [BDM22], in which the authors considered a case where the population network is generated stochastically.

**Remark 2.** The results of [BDM22] are a pioneering contribution in the area of sample network based inference. Using Stein’s method based techniques, they provided necessary and sufficient conditions for asymptotic normality of the HTE  $\widehat{S}_N^{[1]}(H)$  (cf. (1.1)) under the induced subgraph sampling scheme, for any simple, connected and fixed graph  $H$ . They considered a design based approach, where the population network was considered to be fixed or non-stochastic. Let  $\mathbf{y}_N = (y_{i,j} : 1 \leq i, j \leq N)$  denote a  $N \times N$  *non-stochastic*, symmetric, population adjacency matrix (with  $y_{i,i} = 0$ , for  $1 \leq i \leq N$ ). For simplicity, let us focus on the edge-count statistic  $\widehat{S}_N^{[1]}(\mathbb{K}_2)$  (see (2.8)). In the design based framework, with sampling indicators  $\{W_{N,i}\}$  being the only source of randomness, one can check that

$$\mathbf{Var}(\widehat{S}_N^{[1]}(\mathbb{K}_2)) = p^2(1-p^2) \sum_{1 \leq i \neq j \leq N} y_{i,j} + 4p^3(1-p) \sum_{1 \leq i \neq j \neq k \leq N} y_{i,j}y_{j,k}.$$

[BDM22] considered the following standardized pivotal quantity,

$$Z_N(\mathbf{y}_N) = \frac{\widehat{S}_N^{[1]}(\mathbb{K}_2) - p^2 S_N(\mathbb{K}_2)}{\sqrt{p^2(1-p^2) \sum_{1 \leq i \neq j \leq N} y_{i,j} + 4p^3(1-p) \sum_{1 \leq i \neq j \neq k \leq N} y_{i,j}y_{j,k}}}, \quad (2.10)$$

and showed that,

$$d_W(Z_N(\mathbf{y}_N), N(0, 1)) \leq \Delta_N(\mathbf{y}_N, p), \quad (2.11)$$

where  $d_W$  is the Wasserstein metric and  $\Delta_N(\mathbf{y}_N, p)$  is a functional of  $\mathbf{y}_N$  and  $p$ . They showed that when  $p \in (0, 0.05]$  and  $\mathbf{E}(Z_N(\mathbf{y}_N))^4 \rightarrow 3$ , then  $\Delta_N(\mathbf{y}_N, p) = o(1)$ , implying asymptotic normality of  $Z_N(\mathbf{y}_N)$ . They also considered the case where the population network  $\mathbf{Y}_N$  was generated from an Erdos-Renyi random graph and showed that if the edge probability in the Erdos-Renyi model satisfied certain conditions, then  $\Delta_N(\mathbf{Y}_N, p) = o_P(1)$ . Henceforth, they stated that  $Z_N(\mathbf{Y}_N)$  is asymptotically normal (see Theorem 2.8(a) of [BDM22]). Such an argument should immediately extend in a SBM setup, which could easily provide a CLT for estimated subgraph counts in a joint design and model based framework. However, as per our understanding, the above reasoning has a flaw.

The bound in (2.11) could be developed in the first place by using Stein’s method based arguments, because  $\mathbf{y}_N$  are fixed. It allowed the authors to develop a CLT for non-randomly weighted multilinear forms in i.i.d. Bernoulli random variables (see Theorem 4.3 of [BDM22]) using the local dependency approach, which was then used for developing the bound in (2.11). The inequality in (2.11) would not hold if  $\mathbf{y}_N$  was replaced on both sides of the inequality by a stochastic  $\mathbf{Y}_N$ , because the Stein’s method based arguments may not go through. A basic inequality of the form,  $d_W(Z_N(\mathbf{Y}_N), N(0, 1)) \leq \Delta_N(\mathbf{Y}_N, p)$ , needs to be developed by considering the stochastic nature of  $\mathbf{Y}_N$  in the pivotal quantity  $Z_N(\mathbf{Y}_N)$ , and such an inequality has not been obtained.

If  $\mathbf{Y}_N$  is stochastic and  $\mathbf{y}_N$  is an element in the sample space of  $\mathbf{Y}_N$ , then  $\Delta_N(\mathbf{y}_N, p) = o(1)$  implies a conditional CLT, *i.e.*,  $[Z_N(\mathbf{Y}_N) | \mathbf{Y}_N = \mathbf{y}_N] \xrightarrow{d} N(0, 1)$ . In the specific case of the edge count  $\widehat{S}_N^{[1]}(\mathbb{K}_2)$ , which can be expressed as a weighted U-statistic of degree two, the results of O’Neil and Redner (1993) can be used to show that  $[\widehat{S}_N^{[1]}(\mathbb{K}_2) | \mathbf{Y}_N = \mathbf{y}_N]$  can converge in law to either normal or non-normal limits, depending on the asymptotic behavior of  $\mathbf{y}_N$ . One can view these results as conditional limit laws, and they can not be combined to obtain any unconditional limit law.

### 3 Theoretical results

In this section, we will describe the asymptotic distribution of estimated subgraph counts under induced and ego-centric network formation, when the population network is generated from the SBM described in Section 2. We will also describe the asymptotic distribution of the estimated clustering coefficient under both sampling schemes. Finally we will describe the case of a mildly sparse SBM and establish asymptotic normality of estimated subgraph counts in the sparse SBM framework.

#### 3.1 Asymptotic distribution of subgraph counts under induced and ego-centric sampling

For any positive integer  $m$ , we write  $[m] = \{1, \dots, m\}$  to denote the set of first  $m$  positive integers. Let  $H$  be a fixed, simple, undirected and connected graph with vertex set  $V(H) = [R]$  and edge set  $E(H) \subseteq \binom{[R]}{2}$ . We assume  $R \geq 2$ , and it is a fixed positive integer. Consider the graph  $G_N$  with adjacency matrix  $\mathbf{Y}_N$  for the population network generated from the SBM described in Section 2. Recall that  $V(G_N) = [N]$ . In order to properly define subgraph counts, we assume  $R \leq N$ . Firstly we define the following two sets of vectors,

$$\begin{aligned} [N]^R &= \{\mathbf{s} = (s_1, \dots, s_R)^T : 1 \leq s_1, \dots, s_R \leq N\}, \quad \text{and} \\ [N]_R &= \{\mathbf{s} \in [N]^R : s_1, \dots, s_R \text{ are distinct}\}. \end{aligned} \quad (3.1)$$

Thus  $[N]_R$  is the collection of all possible  $R$ -tuples from  $[N]^R$  with distinct elements. Let  $S_N(H)$  denote the number of copies of the graph  $H$  in the graph  $G_N$ . This can be expressed as

$$S_N(H) = \sum_{\mathbf{s} \in [N]_R} \prod_{\{i,j\} \in E(H)} Y_{s_i, s_j}. \quad (3.2)$$

Following the description of sampling schemes (S.1) and (S.2) provided in (2.6) and (2.7), define the maps  $h_1, h_2 : \{0, 1\}^2 \mapsto [0, 1]$ ,

$$h_1(x, y) = xy \quad \text{and} \quad h_2(x, y) = \max\{x, y\}. \quad (3.3)$$

Now consider the following expression,

$$\hat{S}_N^{[l]}(H) = \sum_{\mathbf{s} \in [N]_R} \prod_{\{i,j\} \in E(H)} h_l(W_{N, s_i}, W_{N, s_j}) \cdot Y_{s_i, s_j}, \quad \text{for } l = 1, 2, \quad (3.4)$$

where,  $h_l$ ,  $l = 1, 2$ , are defined in (3.3). Then,  $\hat{S}_N^{[1]}(H)$  and  $\hat{S}_N^{[2]}(H)$  will denote the number of copies of the graph  $H$  in the graph  $G_N$ , under sampling schemes (S.1) and (S.2) respectively. Thus, the estimated subgraph counts under induced and ego-centric sampling can be obtained through (3.4), by either using the map  $h_1$  (for induced) or the map  $h_2$  (for ego-centric). For each  $k = 1, \dots, R$ , define the transposition maps,  $\rho_k : [R] \mapsto [R]$ , with

$$\rho_k(1) = k, \quad \rho_k(k) = 1, \quad \text{and} \quad \rho_k(j) = j, \quad \text{for all } j \in [R] \setminus \{1, k\}. \quad (3.5)$$

Thus  $\rho_k()$  switches the positions of the  $k$ -th and first elements of the vector  $(1, \dots, R)^T$ . Consider a vector  $\mathbf{u} = (u_1, \dots, u_R)^T \in [K]^R$ , where  $K$  is the number of classes in the SBM (see Section 2). For each

$k = 1, \dots, R$ , define the  $R$  dimensional vectors,

$$\mathbf{v}^{[k]}(\mathbf{u}) = (u_{\rho_k(1)}, \dots, u_{\rho_k(R)})^T = (u_k, u_2, \dots, u_{k-1}, u_1, u_{k+1}, \dots, u_R)^T, \quad (3.6)$$

obtained by interchanging the first and  $k$ -th elements of  $\mathbf{u}$ . Given the graph  $H$ , we write

$$\Psi_H(\mathbf{\Pi}, \mathbf{u}) = \prod_{\{i,j\} \in E(H)} \pi_{u_i, u_j}, \quad (3.7)$$

where  $\mathbf{\Pi}$  is the  $K \times K$  matrix of edge probabilities (cf. (2.2)) and  $\mathbf{u} \in [K]^R$ . Lastly we define the notion of graph isomorphism and automorphism. Two graphs  $H_1$  and  $H_2$ , with vertex sets  $V(H_1)$  and  $V(H_2)$ , and edge sets  $E(H_1)$  and  $E(H_2)$  are said to be isomorphic to each other, if there exists a bijection  $\phi : V(H_1) \rightarrow V(H_2)$ , such that  $\{u, v\} \in E(H_1)$  if and only if  $\{\phi(u), \phi(v)\} \in E(H_2)$ . We use the notation  $H_1 \simeq H_2$  to denote the isomorphism between two graphs. In case  $H_1 \simeq H_2$  and  $V(H_1) = V(H_2)$ , then  $\phi$  is called an automorphism. Thus, an automorphism  $\phi$  is a permutation of the elements of vertex set  $V(H_1)$ , such that  $\{u, v\} \in E(H_1)$  if and only if  $\{\phi(u), \phi(v)\} \in E(H_1)$ . If  $H_1$  and  $H_2$  are automorphic, then  $E(H_1) = E(H_2)$ .

In order to state the asymptotic distribution of the estimated subgraph counts, we require the following technical assumptions.

(A.1) The population adjacency matrix  $\mathbf{Y}_N = (Y_{i,j} : 1 \leq i \neq j \leq N)$  (with  $Y_{i,j} = Y_{j,i}$ ) is generated by a SBM with  $K$  classes (described in (2.3)), with non-stochastic class labels  $\{\alpha_i : 1 \leq i \leq N\}$  and edge probability matrix  $\mathbf{\Pi}$  (cf. (2.2)). Further, the number of classes  $K$  in the SBM is fixed (not depending on  $N$ ). We assume  $K$  is known and to avoid trivialities, we assume  $K \geq 2$ .

(A.2) The edge probabilities  $\pi_{i,j}$ ,  $1 \leq i, j \leq K$  (cf. (2.2)), are assumed to be unknown fixed parameters (not depending on  $N$ ). The matrix  $\mathbf{\Pi}$  is symmetric. Further there exists a constant  $0 < c \leq 1$ , such that

$$c \leq \max_{1 \leq i \leq K} \pi_{i,i}.$$

We allow  $\pi_{i,j} \in [0, 1]$ , for any  $1 \leq i \neq j \leq K$ .

(A.3) The number of nodes in the population with class label  $k$  is denoted by  $N_k$  (cf. (2.4)), for any  $k \in \{1, \dots, K\}$ . We assume there exists some  $\lambda_k \in (0, 1)$ , for each  $k = 1, \dots, K$ , such that

$$\lambda_{N,k} \equiv \frac{N_k}{N} \rightarrow \lambda_k \in (0, 1), \quad \text{as } N \rightarrow \infty, \quad \text{for each } k = 1, \dots, K. \quad (3.8)$$

Further,  $\sum_{k=1}^K \lambda_k = 1$ . Also write the vector,  $\boldsymbol{\lambda} = (\lambda_1, \dots, \lambda_K)^T$ .

(A.4) The node sampling probability  $p \in (0, 1)$ , and does not depend on  $N$ .

Assumption (A.1)-(A.3) are related to the SBM. Assumption (A.1) ensures that the SBM described in Section 2 holds. This includes the assumption about *non-stochastic* class labels. The number of classes  $K$  is also assumed to be a known, fixed positive integer  $K$ , with  $K \geq 2$ . This assumption has been frequently used in the SBM literature (cf. Celisse et al. (2012), Bickel et al. (2013), Rohe et al. (2011)). Assumption (A.2) ensures that there exists at least one element in the diagonal entries of  $\mathbf{\Pi}$ , which remains bounded

away from zero. All other off-diagonal entries of  $\mathbf{\Pi}$  are allowed to take values in  $[0, 1]$ . The above restriction is placed on the largest diagonal entry to ensure that the asymptotic variances obtained in Theorems 3.1 and 3.3 are strictly positive (see Remark 3 for explanation) for any arbitrary graph  $H$ . One could possibly relax (A.2) and still ensure that the asymptotic variance in Theorem 3.1 and 3.3 remains positive for specific choices of  $H$  and  $\mathbf{\Pi}$ . However, we do not explore this possibility as the requirement in (A.2) is quite mild. As a consequence of assumption (A.2),  $G_N$  remains a dense graph. Assumption (A.3) is important, as it ensures all  $K$  classes have non-negligible representation in the population. In case there exists a  $k_0$ , for which  $\lambda_{k_0} = 0$ , then we can drop that class from consideration and work with  $(K - 1)$  classes. Assumption (A.3) also describes the growth rate of  $N_k$ , and assumes the size of each class grows linearly with the size of the population. It is possible to assume different rates of growth for class sizes, in which case (as  $K$  is finite) the largest class will always have a linear growth rate. Assumption (A.4) allows any node sampling probability  $p$ , that is bounded away from 0 and 1. The theory presented in this article will not hold if  $p$  converges to 0, as the network size increases. From a practitioners viewpoint, the above stated assumptions are easy to comprehend and validate.

Complete graphs on  $R$  vertices will be denoted by  $\mathbb{K}_R$ ,  $R$ -star graphs on  $(R + 1)$  vertices will be denoted by  $\mathbb{K}_{1,R}$ . Thus, edge, wedge and triangle graph will be denoted by the symbols  $\mathbb{K}_2$ ,  $\mathbb{K}_{1,2}$  and  $\mathbb{K}_3$  respectively. For any  $u_1 \in [K]$ , and  $k \in [R]$ , define the term

$$\eta(u_1, k; H, \mathbf{\Pi}, \boldsymbol{\lambda}) = \sum_{u_2=1}^K \cdots \sum_{u_R=1}^K \Psi_H(\mathbf{\Pi}, \mathbf{v}^{[k]}((u_1, u_2, \dots, u_R)^T)) \cdot \lambda_{u_2} \cdots \lambda_{u_R}, \quad (3.9)$$

where,  $\mathbf{v}^{[k]}(\mathbf{u})$  is defined in (3.6),  $\Psi_H(\mathbf{\Pi}, \cdot)$  is defined in (3.7) and  $\boldsymbol{\lambda}$  is defined in Assumption (A.3).

**Theorem 3.1** (Limit law under induced subgraph sampling). *Suppose, assumptions (A.1)-(A.4) hold. Consider the estimated subgraph count  $\widehat{S}_N^{[1]}(H)$  (cf. (3.4)) under induced subgraph sampling and the population-based subgraph count  $S_N(H)$  (cf. (3.2)). Then,*

$$N^{-R+1/2} \left( \frac{\widehat{S}_N^{[1]}(H)}{p^R} - S_N(H) \right) \xrightarrow{d} N \left( 0, \left( \sigma^{[1]}(H, p) \right)^2 \right), \quad \text{where,} \quad (3.10)$$

$$\left( \sigma^{[1]}(H, p) \right)^2 = \left( \frac{1}{p} - 1 \right) \sum_{u_1=1}^K \lambda_{u_1} \left[ \sum_{k=1}^R \eta(u_1, k; H, \mathbf{\Pi}, \boldsymbol{\lambda}) \right]^2,$$

where,  $\eta(u_1, k; H, \mathbf{\Pi}, \boldsymbol{\lambda})$  is defined in (3.9) and  $\{\lambda_k : 1 \leq k \leq K\}$  are the limiting class proportions defined in (3.8).

Notice that  $p^{-R} \widehat{S}_N^{[1]}(H)$  is simply the HTE of  $S_N(H)$  under induced subgraph sampling. If we consider the subgraph density  $N^{-R} S_N(H)$ , then Theorem 3.1 shows that the subgraph density for any graph  $H$  would be estimated with the same order of precision, irrespective of the number of vertices in  $H$ . The variance expression in (3.10) can be further simplified when  $H$  is an edge or wedge or a triangle, as shown in Corollary 3.2. The asymptotic normality claim made in (2.9) follows from Corollary 3.2 (by using  $K = 2$ ). Similar expressions for complete and star graphs are provided in Corollary 5.7

**Corollary 3.2** (Limit law for  $\mathbb{K}_2$ ,  $\mathbb{K}_{1,2}$  and  $\mathbb{K}_3$  under induced sampling). *Suppose, the conditions of Theorem 3.1 hold. Then, the CLT in (3.10) holds when  $H$  is an edge, or a wedge, or a triangle, with the following simplified asymptotic variance expressions (see (3.10)).*

(i) *If  $H = \mathbb{K}_2$  (edge), then  $R = 2$ , and*

$$\left(\sigma^{[2]}(\mathbb{K}_2, p)\right)^2 = 4(p^{-1} - 1) \sum_{u_1=1}^K \lambda_{u_1} \left( \sum_{u_2=1}^K \pi_{u_1, u_2} \cdot \lambda_{u_2} \right)^2.$$

(ii) *If  $H = \mathbb{K}_{1,2}$  (wedge), then  $R = 3$ , and*

$$\left(\sigma^{[2]}(\mathbb{K}_{1,2}, p)\right)^2 = (p^{-1} - 1) \sum_{u_1=1}^K \lambda_{u_1} \left[ \sum_{u_2, u_3=1}^K (\pi_{u_1, u_3} + 2\pi_{u_2, u_3}) \pi_{u_1, u_2} \cdot \lambda_{u_2} \lambda_{u_3} \right]^2.$$

(iii) *If  $H = \mathbb{K}_3$  (triangle), then  $R = 3$ , and*

$$\left(\sigma^{[2]}(\mathbb{K}_3, p)\right)^2 = 9(p^{-1} - 1) \sum_{u_1=1}^K \lambda_{u_1} \left( \sum_{u_2, u_3=1}^K \pi_{u_1, u_2} \pi_{u_2, u_3} \pi_{u_3, u_1} \cdot \lambda_{u_2} \lambda_{u_3} \right)^2.$$

Next, we consider the case of ego-centric sampling. Theorem 3.3 describes the asymptotic distribution of  $\hat{S}_N^{[2]}(H)$ , the estimated subgraph count under the ego-centric subgraph sampling scheme. In order to state the result we require some additional definitions. Firstly, define a set of i.i.d. Bernoulli ( $p$ ) random variables  $\tilde{W}_1, \dots, \tilde{W}_R$ , on some common probability space, which are independent of  $\mathbf{W}_N$  (cf. (2.5)) and  $\mathbf{Y}_N$ . Recall that  $V(H) = [R]$ . Assume  $|E(H)| = T$ , where each edge is represented as a two-element subset of  $V(H)$ . Write the set of edges in  $H$  as,

$$E(H) = \{C_1, \dots, C_T\}, \quad \text{where } C_t = \{i_t, j_t\}, \quad \text{for each } t = 1, \dots, T. \quad (3.11)$$

For any vertex  $r \in V(H)$ , we define the following,

$$\begin{aligned} \mathcal{N}(r) &= \{v \in V(H) : \{v, r\} \in E(H)\}, \quad \mathcal{A}(r) = \{t \in [T] : r \in C_t\}, \\ \delta_r(H, p) &= \mathbf{E} \left[ \left\{ \prod_{t \in \mathcal{A}^c(r)} \max\{\tilde{W}_i, \tilde{W}_j : i, j \in C_t\} \right\} \left\{ 1 - \prod_{v \in \mathcal{N}(r)} \tilde{W}_v \right\} \right], \quad \text{and} \\ f(H, p) &= \mathbf{E} \left[ \prod_{\{i, j\} \in E(H)} \max\{\tilde{W}_i, \tilde{W}_j\} \right]. \end{aligned} \quad (3.12)$$

Here,  $\mathcal{A}^c(r) = \{t \in [T] : r \notin C_t\}$ , and if  $\mathcal{A}^c(r) = \emptyset$ , then we will define the product in  $\delta_r(H, p)$  as equal to 1. For example, in case of a  $H = \mathbb{K}_2$  (edge), we have  $|E(H)| = T = 1$ , with  $E(H) = \{C_1\}$ , where  $C_1 = \{1, 2\}$ ,  $\mathcal{A}(r) = \{1\}$ , and  $\mathcal{A}^c(r) = \emptyset$ , for  $r = 1, 2$ . Note,  $f(H, p) > 0$ , if  $H$  has an edge and  $p \in (0, 1)$ .

**Theorem 3.3** (Limiting law under ego-centric subgraph sampling). *Suppose, assumptions (A.1)-(A.4) hold. Consider the estimated subgraph count  $\hat{S}_N^{[2]}(H)$  (cf. ((3.4))) under ego-centric subgraph sampling and the*

population-based subgraph count  $S_N(H)$  (cf. ((3.2))). Then,

$$N^{-R+1/2} \left( \frac{\hat{S}_N^{[2]}(H)}{f(H,p)} - S_N(H) \right) \xrightarrow{d} N \left( 0, \left( \sigma^{[2]}(H,p) \right)^2 \right), \quad \text{where,} \quad (3.13)$$

$$\left( \sigma^{[2]}(H,p) \right)^2 = \frac{p(1-p)}{f(H,p)^2} \sum_{u_1=1}^K \lambda_{u_1} \left[ \sum_{k=1}^R \delta_k(H,p) \cdot \eta(u_1, k; H, \mathbf{\Pi}, \boldsymbol{\lambda}) \right]^2,$$

where,  $f(H,p)$  and  $\delta_k(H,p)$  are defined in (3.12),  $\eta(u_1, k; H, \mathbf{\Pi}, \boldsymbol{\lambda})$  is defined in (3.9) and  $\lambda_k$ ,  $1 \leq k \leq K$ , are the limiting class proportions (see (3.8)).

The variance expression in (3.13) is similar to the one found in the induced case in Theorem 3.1. Minor differences arise due to the use of the  $h_2(\cdot, \cdot)$  map (cf. (3.3)) in the ego-centric case, and the scaling rate remains same. Both Theorems 3.1 and 3.3 can be obtained as sub-cases of an unified theorem, that could use either  $h_1$  or  $h_2$  while defining the estimated subgraph counts. However, the results are stated and proved separately for ease of understanding. In Corollary 3.4, we provide simplified variance expressions in case of edge, wedge and triangle graphs and Corollary 5.8 provides the expressions for complete and star graphs.

**Corollary 3.4** (Limit laws for  $\mathbb{K}_2$ ,  $\mathbb{K}_{1,2}$  and  $\mathbb{K}_3$  under ego-centric sampling). *Suppose, the conditions of Theorem 3.3 hold. Then, the CLT holds when  $H$  is an edge, or a wedge, or a triangle, with the following simplified asymptotic variance expressions (see (3.13)).*

(i) If  $H = \mathbb{K}_2$  (edge), then  $R = 2$ , and

$$\left( \sigma^{[2]}(\mathbb{K}_2, p) \right)^2 = \frac{4p(1-p)^3}{(2p(1-p) + p^2)^2} \sum_{u_1=1}^K \lambda_{u_1} \left( \sum_{u_2=1}^K \pi_{u_1, u_2} \lambda_{u_2} \right)^2.$$

(ii) If  $H = \mathbb{K}_{1,2}$  (wedge), then  $R = 3$ , and

$$\left( \sigma^{[2]}(\mathbb{K}_{1,2}, p) \right)^2 = \frac{p(1-p)^3}{(p^2(1-p) + p)^2} \cdot \sum_{u_1=1}^K \lambda_{u_1} \left[ \sum_{u_2, u_3=1}^K (1+p)\pi_{u_1, u_3} + 2p\pi_{u_2, u_3}) \pi_{u_1, u_2} \cdot \lambda_{u_2} \lambda_{u_3} \right]^2$$

(iii) If  $H = \mathbb{K}_3$  (triangle), then  $R = 3$ , and

$$\left( \sigma^{[2]}(\mathbb{K}_3, p) \right)^2 = \frac{36p^3(1-p)^3}{(3p^2(1-p) + p^3)^2} \sum_{u_1=1}^K \lambda_{u_1} \left( \sum_{u_2, u_3=1}^K \pi_{u_1, u_2} \pi_{u_2, u_3} \pi_{u_3, u_1} \cdot \lambda_{u_2} \lambda_{u_3} \right)^2.$$

Figure 2 shows the finite sample distribution of the estimated triangle density  $\hat{S}_N^{[i]}(\mathbb{K}_3) N^3$ , for  $i = 1$  (induced subgraph sampling) and  $i = 2$  (ego-centric subgraph sampling), after suitable centering and scaling. The plots provide an evidence that limit laws obtained in Theorems 3.1 and 3.3 correctly describe the finite sample behavior of pivotal quantities described in Theorems 3.1 and 3.3.

**Remark 3.** It is important to ensure that  $\sigma^{[i]}(H,p)$  is strictly positive for  $i = 1, 2$ , for any choice of  $H$  (see Theorems 3.1 and 3.3). For example, if  $H = \mathbb{K}_3$  (triangle) and the SBM has two groups ( $K = 2$ ) with

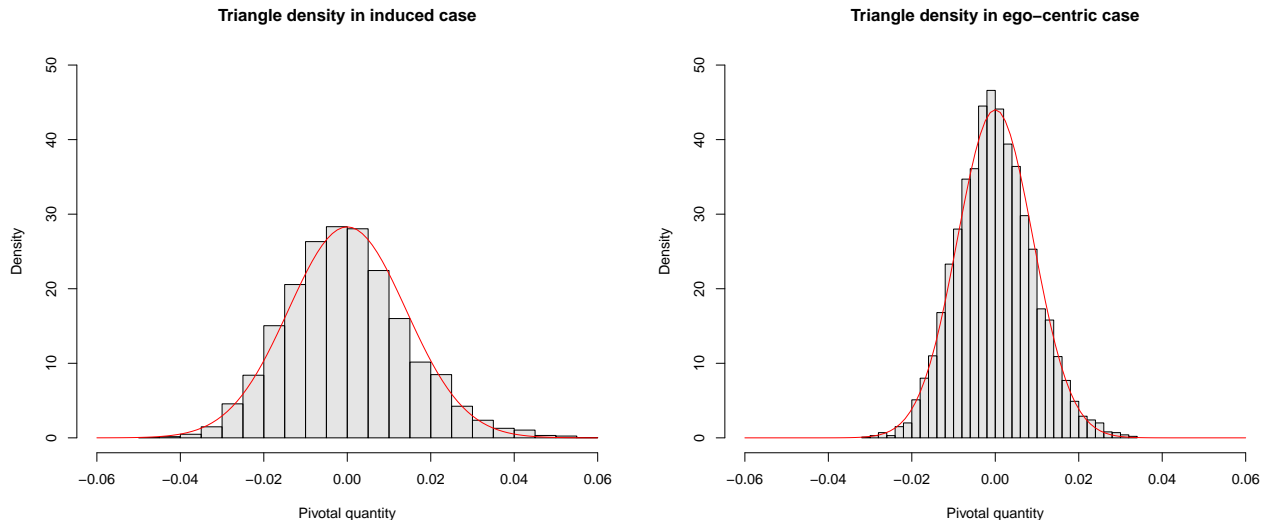


Figure 2: The histograms on the left (for induced subgraph sampling) and right (for ego-centric subgraph sampling) show the finite sample distribution of estimated triangle density (with suitable centering and scaling). Each histogram is superimposed with the density function of the corresponding limiting normal random variable obtained in Theorems 3.1 and 3.3. We used  $p = 0.1$  and the data is generated from the SBM described in Section 4.

both diagonal entries  $\pi_{1,1} = \pi_{2,2} = 0$  and  $\pi_{1,2} > 0$ , then the asymptotic variance will be zero. Assumption (A.2) tries to avoid this situation by assuming the existence of a strictly positive diagonal entry in  $\mathbf{\Pi}$ . In Lemma 5.3 we provide arguments which show that for each connected, simple, undirected and fixed graph  $H$  and any  $p \in (0, 1)$ , the above mentioned variance expressions will be strictly positive under the above stated assumptions. As the proof of Lemma 5.3 shows, the argument is non-trivial for the ego-centric case. It is possible to ensure that the variances are strictly positive by relaxing assumption (A.2). In such cases, specific choices of  $\mathbf{\Pi}$  and the edge structure of  $H$  need to be considered. However assumption (A.2) is quite mild and will be typically satisfied in any SBM framework.

### 3.2 Predicting the clustering coefficient

In this section, we focus on the clustering coefficient statistic. More precisely we consider the *global* clustering coefficient, sometimes referred as the *transitivity* (see p. 17 of Bianconi (2018), and p. 17 of van der Hofstad (2017)). The clustering coefficient is used to measure connectivity within a network. The clustering coefficient for the population network  $G_N$  can be written as

$$\Gamma_N = \frac{3 \times (\text{number of triangles in } G_N)}{(\text{number of paths of length two in } G_N)} = \begin{cases} \frac{S_N(\mathbb{K}_3)}{S_N(\mathbb{K}_{1,2})} & \text{if } S_N(\mathbb{K}_{1,2}) > 0, \\ 0 & \text{o.w.,} \end{cases} \quad (3.14)$$



where,  $S_N(\mathbb{K}_{1,2})$  and  $S_N(\mathbb{K}_3)$  denote the number of wedges and triangles in  $G_N$ . The estimated clustering coefficient is similarly defined

$$\widehat{\Gamma}_N^{[i]} = \begin{cases} \frac{\widehat{S}_N^{[i]}(\mathbb{K}_3)}{\widehat{S}_N^{[i]}(\mathbb{K}_{1,2})} & \text{if } \widehat{S}_N^{[i]}(\mathbb{K}_{1,2}) > 0, \\ 0, & \text{o.w.,} \end{cases}, \quad \text{for } i = 1, 2, \quad (3.15)$$

where  $\widehat{S}_N^{[i]}(\mathbb{K}_{1,2})$  and  $\widehat{S}_N^{[i]}(\mathbb{K}_3)$ ,  $i = 1, 2$ , are defined in (3.4). In order to state the CLT for the estimated clustering coefficient  $\widehat{\Gamma}_N^{[i]}$ , for  $i = 1, 2$ , we require some new definitions. Define the terms,

$$\theta_1 = \sum_{u,v,w=1}^K \pi_{u,v} \pi_{v,w} \cdot \lambda_u \lambda_v \lambda_w, \quad \theta_2 = \sum_{u,v,w=1}^K \pi_{u,v} \pi_{v,w} \pi_{w,u} \cdot \lambda_u \lambda_v \lambda_w, \quad (3.16)$$

where,  $\pi_{u,v}$ ,  $1 \leq u, v \leq K$ , are elements of  $\mathbf{\Pi}$  matrix of edge probabilities (cf. (2.2)) and  $\lambda_u$ ,  $1 \leq u \leq K$ , are the limiting class proportions (see Assumption (A4)). Also, for each  $u \in \{1, \dots, K\}$ , define the sums

$$\begin{aligned} \theta_3(u) &= \sum_{v,w=1}^K \pi_{u,v} \pi_{v,w} \pi_{w,u} \cdot \lambda_v \lambda_w, & \theta_4(u) &= \sum_{v,w=1}^K \pi_{u,v} \pi_{v,w} \cdot \lambda_v \lambda_w, & \text{and} \\ \theta_5(u) &= \sum_{v,w=1}^K \pi_{v,u} \pi_{u,w} \cdot \lambda_v \lambda_w. \end{aligned} \quad (3.17)$$

Theorem 3.5 describes the limiting distribution of the scaled and centered estimated clustering coefficient in case of induced and ego-centric sampling.

**Theorem 3.5** (Limit law for estimated clustering coefficient). *Suppose, assumptions (A.1)-(A.4) hold. Recall the definition of  $\theta_1, \theta_2$  (in (3.16)) and  $\theta_j(u)$ ,  $j = 3, 4, 5$ , in (3.17).*

(a) *In case of induced subgraph sampling,*

$$\begin{aligned} \sqrt{N} \left( \widehat{\Gamma}_N^{[1]} - \Gamma_N \right) &\xrightarrow{d} N \left( 0, \left( \tau^{[1]}(p) \right)^2 \right), \quad \text{with,} \\ \left( \tau^{[1]}(p) \right)^2 &= \left( \frac{1}{p} - 1 \right) \frac{1}{\theta_1^4} \sum_{u=1}^K \lambda_u \left[ 3\theta_1 \theta_3(u) - \theta_2 (2\theta_4(u) + \theta_5(u)) \right]^2. \end{aligned} \quad (3.18)$$

(b) *In case of ego-centric subgraph sampling,*

$$\begin{aligned} \sqrt{N} \left( \widehat{\Gamma}_N^{[2]} - \Gamma_N - b(p) \right) &\xrightarrow{d} N \left( 0, \left( \tau^{[2]}(p) \right)^2 \right), \quad \text{with, } b(p) = - \frac{(1-p)^2}{p(1-p)+1} \frac{\theta_2}{\theta_1}, \quad \text{and} \\ \left( \tau^{[2]}(p) \right)^2 &= \frac{p(1-p)^3}{(p(1-p)+1)^2} \frac{1}{\theta_1^4} \\ &\quad \times \sum_{u=1}^K \lambda_u \left[ 6\theta_1 \cdot \theta_3(u) - \frac{(3-2p)\theta_2}{p(1-p)+1} \cdot \{2p\theta_4(u) + (1+p)\theta_5(u)\} \right]^2. \end{aligned} \quad (3.19)$$

The dependence of  $b(p)$  and  $\tau^{[i]}(p)$ ,  $i = 1, 2$ , on the underlying SBM parameters is suppressed in the notation. We have firstly derived the joint asymptotic distribution of

$$\left( \widehat{S}_N^{[i]}(\mathbb{K}_2), \widehat{S}_N^{[i]}(\mathbb{K}_{1,2}), \widehat{S}_N^{[i]}(\mathbb{K}_3), S_N(\mathbb{K}_2), S_N(\mathbb{K}_{1,2}), S_N(\mathbb{K}_3) \right)^T,$$

for both  $i = 1$  and  $i = 2$  (see Proposition 5.9 . Theorem 3.5 then follows by using the Delta method.

In case of induced subgraph sampling, the estimated clustering coefficient does not require any bias correction. In the ego-centric case, a bias correction  $b(p)$  (see (3.19)) is required to ensure asymptotic normality. The bias arises because ego-centric sampling provides an assymmetric view of wedge and triangle counts. For example, consider the wedge  $Y_{i,j}Y_{j,k}$  centered at vertex  $j$  involving vertices  $i$  and  $k$ , and the triangle  $Y_{i,j}Y_{j,k}Y_{k,i}$ , involving all three vertices. In order to be able to observe the wedge, we would require,

$$W_{N,j} + W_{N,i}(1 - W_{N,j})W_{N,k} = 1, \quad (3.20)$$

where  $W_{N,j}$  are defined in (2.5). This implies, either vertex  $j$  is selected, or vertex  $j$  is not selected and vertices  $i$  and  $k$  are selected. In order to observe the triangle  $Y_{i,j}Y_{j,k}Y_{k,i}$ , we would require

$$W_{N,j} \cdot \max\{W_{N,i}, W_{N,k}\} + W_{N,i}(1 - W_{N,j})W_{N,k} = 1. \quad (3.21)$$

A comparison of (3.20) and (3.21) shows the different weight attached to  $W_{N,j}$  (see the first term in both expressions). On the other hand, for induced subgraph sampling, in order to observe the wedge  $Y_{i,j}Y_{j,k}$  or the triangle  $Y_{i,j}Y_{j,k}Y_{k,i}$ , in both cases we have the same requirement,  $W_{N,i}W_{N,j}W_{N,k} = 1$ . This implies, while using the Delta method,

$$\frac{\mathbf{E}(\hat{S}_N^{[2]}(\mathbb{K}_{1,2}))}{\mathbf{E}(\hat{S}_N^{[2]}(\mathbb{K}_3))} - \frac{\mathbf{E}(S_N(\mathbb{K}_{1,2}))}{\mathbf{E}(S_N(\mathbb{K}_3))} \neq 0,$$

in case of ego-centric sampling, which gives rise to the bias term. In case of induced sampling, the ratios are equal, leading to no bias. The bias  $b(p)$  vanishes only if  $p \rightarrow 1$ .

### 3.3 Limit laws for estimated subgraph counts in a sparse SBM setting

Many real world networks are sparse. In this section, we attempt to extend the theoretical results obtained earlier in the dense SBM framework. We consider a *mildly* sparse SBM, where edge probabilities  $\pi_{i,j}$  are allowed to depend on  $N$ , and decay to zero at a sufficiently slow rate. We investigate this framework primarily for theoretical interest, and to find out if the asymptotic normality results (cf. Theorems 3.1 and 3.3) obtained in the *dense* SBM regime are valid when the edge probabilities in  $\mathbf{\Pi}$  are small, possibly close to zero. As earlier, we assume  $(Y_{i,j} : 1 \leq i \neq j \leq N)$  are generated from a SBM, as described in Section 2. Following (2.2), we write

$$\mathbf{\Pi}_N = ((\pi_{i,j}^N : 1 \leq i, j \leq K)), \quad (3.22)$$

to denote the  $K \times K$  edge probability matrix for the SBM, whose entries are now allowed to depend on  $N$ . We replace assumption (A.2) by the following assumption.

(A.2<sup>†</sup>) Assume there exists a constant  $\beta \in (0, 1)$ , and a  $K \times K$  symmetric matrix  $\mathbf{C} = (c_{i,j} : 1 \leq i, j \leq K)$ , such that

$$\lim_{N \rightarrow \infty} N^\beta \cdot \mathbf{\Pi}_N = \mathbf{C}. \quad (3.23)$$

We further assume  $c_{i,j} \in [0, \infty)$ , for all  $1 \leq i, j \leq K$ , and  $\max_{1 \leq i \leq K} c_{i,i} \in (0, \infty)$ .

Assumption (A.2<sup>†</sup>) is very similar to assumption (A.2), except in this case we use the scaling term  $N^\beta$  to obtain  $\mathbf{C}$ . The decay rate of the edge probabilities  $\pi_{i,j}^N$  is compared with respect to the sequence  $N^{-\beta}$ . If  $c_{i,j} > 0$ , then  $\pi_{i,j}^N \sim N^{-\beta}$ , and in case  $c_{i,j} = 0$ , then  $\pi_{i,j}^N = o(N^{-\beta})$ . Similar to assumption (A.2), we require a diagonal entry of  $\mathbf{C}$  to be strictly positive. The dense SBM case corresponds to  $\beta = 0$ .

In order to state the asymptotic normality result for estimated subgraph counts in this sparse setup, we require some additional definitions. Recall that  $V(H) = [R]$ . Fix a  $t \in \{2, \dots, R\}$ . Let  $B_1, \dots, B_{\binom{R}{t}}$  denote an enumeration of all  $t$ -element subsets of  $[R]$ . For any such set  $B_m$ , consider the subgraph  $H_m$  of  $H$ , with  $V(H_m) = B_m$  and  $E(H_m) = \{ (i,j) \in E(H) : i, j \in B_m \}$ . Thus,  $H_m$  is a subgraph of  $H$ , induced by the set of vertices in  $B_m$ . Let

$$m^*(t, H) = \operatorname{argmax} \left\{ |E(H_m)| : 1 \leq m \leq \binom{R}{t} \right\}. \quad (3.24)$$

Note,  $m^*(t, H)$  always exists and it need not be unique. In case there are more than one maximisers, we will choose the one with the lowest index value. Write,

$$f_1(t, H) = |E(H_{m^*(t,H)})|. \quad (3.25)$$

Once the edge structure of  $H$  is known, it is easy to compute  $m^*(t, H)$  for each choice of  $t \in \{2, \dots, R\}$ . For some choices of  $H$ , analytical expressions for  $f_1(t, H)$  are available (see Remark 9, but in all cases  $f_1(t, H)$  can be computed exactly by using a brute-force search over all  $\binom{R}{t}$  subsets, unless  $R$  is extremely large. Define,

$$c(H) = \min_{2 \leq t \leq R} \frac{(t-1)}{f_1(t, H)}. \quad (3.26)$$

**Remark 4.** Note, a simple, undirected graph on  $t \geq 2$  vertices is connected if there are at least  $(t-1)$  edges. One can interpret the ratio,  $f_1(t, H) \setminus (t-1)$ , as the maximum amount by which the number of edges in a  $t$ -vertex subgraph of  $H$  can exceed this lowest required edge count  $(t-1)$ . Essentially, as  $t$  ranges from 2 to  $R$ , this ratio measures the richness of the edge structure of  $H$  by considering all possible subgraphs. The constant  $c(H)$  becomes smaller if  $H$  has a *richer* edge structure. For  $H = \mathbb{K}_R$ , we get  $c(H) = 2/R$ , which is the possible lowest value among all simple, connected graphs on  $R$  vertices. In case of the line graph  $\mathbb{L}_R$  on  $R$  vertices, we get  $c(H) = 1$ . In Table 1 we present the values of  $c(H)$  for some other choices of  $H$ , *viz.*, the circle on  $R$  vertices ( $\mathbb{C}_R$ ), the endpoint of a line on  $m$  vertices joined with a vertex of a circle on  $n$  vertices ( $\mathbb{L}_m \cup \mathbb{C}_n$ ), the star graph ( $\mathbb{K}_{1,R-1}$ ) and a  $(R-2)$ -regular graph.

The edge count on the r.h.s. of (3.25) does not arise naturally. Instead, the quantity  $f_1(t, H)$  has an alternate, more complicated original definition (see Lemma 5.11) which arises naturally during the proof of Theorem 3.6. This alternate form is not easy to use for computing the values of  $f_1(t, H)$ . In Lemma 5.11 we show the equivalence of these two forms of  $f_1(t, H)$ . This allows us to use (3.25) for easier computation.

**Theorem 3.6** (CLT in a sparse SBM framework for induced sampling). *Suppose, assumptions (A.1), (A.2<sup>†</sup>), (A.3) and (A.4) hold. Let  $V(H) = [R]$  and  $|E(H)| = T$ . If the decay rate constant  $\beta$  in (3.23)*

satisfies,  $0 < \beta < c(H)$ , where  $c(H)$  is defined in (3.26), then

$$N^{-R+1/2+T\beta} \left( \frac{\widehat{S}_N^{[1]}(H)}{p^R} - S_N(H) \right) \xrightarrow{d} N \left( 0, \left( \tau^{[1]}(H, p) \right)^2 \right), \quad (3.27)$$

where,  $(\tau^{[1]}(H, p))^2$  has a similar expression as  $(\sigma^{[1]}(H, p))^2$  in (3.10), except  $\mathbf{\Pi}$  is replaced by  $\mathbf{C}$ .

The corresponding limit laws for edge, wedge and triangle graphs can be easily obtained by using the variance expressions found in Corollary 3.2 using elements of  $\mathbf{C}$  instead of  $\mathbf{\Pi}$ , and by adjusting the scaling rate as per the expression provided in (3.27). Expressions for complete and star graphs are provided in Corollary 5.10.

**Remark 5.** The main difference between the CLT in the dense case (cf. Theorem 3.1) and Theorem 3.6 in the sparse case is in the rate of convergence of the pivotal quantity. In the sparse case, the exponent  $\beta$ , used in defining the decay rate of the edge probabilities is involved, and additionally the number of edges in the graph  $H$  also plays a part. One can get different scaling rates for the same graph, if  $\beta$  changes. On the other hand, for two different graphs  $H_1$  and  $H_2$  having same number of vertices, the scaling rates can be different if they have different number of edges.

Table 1: Value of  $c(H)$  (see (3.26)) for various choices of  $H$ , with  $V(H) = \{1, \dots, R\}$ .

$H$	$\mathbb{K}_R$	$\mathbb{K}_{1,R-1}$	$\mathbb{L}_R^a$	$\mathbb{C}_R^a$	$\mathbb{L}_m \cup \mathbb{C}_n^a$	$(R-2)$
	(complete)	(star)	(line)	(circle)	$(R = m + n - 1)$	regular <sup>b</sup>
$c(H)$	$\frac{2}{R}$	1	1	$1 - \frac{1}{R}$	$1 - \frac{1}{n}$	$\frac{2}{R} \cdot \frac{(R-1)}{R-2}$

<sup>a</sup> See Remark 5.

<sup>b</sup>  $R$  is even.

Theorem 3.6 has been provided for theoretical interest, and practical application of this result can be difficult. This is because, it may difficult to know the value of  $\beta$  in assumption (A.2<sup>†</sup>). In case  $\beta \geq 1$ , the edge probabilities will decay faster. The study of asymptotic distribution of subgraph counts in this regime requires novel technical arguments, which is beyond the scope of this article. One can develop a CLT similar as Theorem 3.6 for the ego-centric case using similar arguments as earlier.

## 4 Simulation results and real data analysis

The CLT's provided in Theorems 3.1 (induced case) and 3.3 (ego-centric case) can be used to construct asymptotic level  $(1 - \eta)$  prediction intervals (PIs) for the unknown target  $S_N(H)$ , for any  $\eta \in (0, 1)$ . A two-sided PI based on the above CLT will be of the form,

$$J_\eta^{[i]}(H) \equiv \left[ \frac{\left( \widehat{S}_N^{[i]}(H) - \frac{z_{1-\eta/2} \cdot \sigma^{[i]}(H, p)}{N^{-R+1/2}} \right)}{f^{[i]}(H, p)}, \frac{\left( \widehat{S}_N^{[i]}(H) - \frac{z_{\eta/2} \cdot \sigma^{[i]}(H, p)}{N^{-R+1/2}} \right)}{f^{[i]}(H, p)} \right], \quad (4.1)$$

for  $i = 1, 2$ , where  $z_\eta$  denotes the  $\eta$  quantile of standard normal distribution,  $f^{[1]}(H, p) = p^R$ ,  $f^{[2]}(H, p) = f(H, p)$  (see (3.12)) and  $R = |V(H)|$ . Similarly, in case of the clustering coefficient, one can obtain the following PI under ego-centric sampling (see Theorem 3.5(b)),

$$\tilde{\mathcal{J}}_\eta^{[2]} = \left[ \left( \hat{\Gamma}_N^{[2]} - \frac{z_{1-\eta/2} \cdot \tau^{[2]}(p)}{N^{1/2}} - b(p) \right), \left( \hat{\Gamma}_N^{[2]} - \frac{z_{\eta/2} \cdot \tau^{[2]}(p)}{N^{1/2}} - b(p) \right) \right], \quad (4.2)$$

where,  $b(p)$  is the bias term described in Theorem 3.5 and  $\tau^{[2]}(p)$  is the standard deviation in the ego-centric case. For induced subgraph sampling, the PI can be obtained from (4.2) by removing the bias term and using  $\hat{\Gamma}_N^{[1]}$  and  $\hat{\tau}^{[1]}(p)$  (see Theorem 3.5(a)).

The main challenge in using the above PIs is the estimation of the unknown asymptotic variance and the bias term  $b(p)$  in case of the clustering coefficient. Unfortunately, usual bootstrap or jackknife based variance estimation methods are not usable in this setup, as they can not mimic the joint dependence structure of the sampling mechanism and the SBM. Thus, we have to estimate model parameters directly. The asymptotic variance expressions depend on, (i)  $K$  (the number of classes in the SBM), (ii)  $\{\lambda_k : 1 \leq k \leq K\}$  (see Assumption (A.3)), which in turn depends on the unknown class labels  $\{\alpha_i : 1 \leq i \leq N\}$ , and (iii) the edge probabilities  $\pi_{i,j}$ , for all  $1 \leq i, j \leq K$  (cf. (2.2)). Incorrect estimation of  $K$  can lead to model misspecification, and this can seriously affect the subsequent estimation of class labels and edge probabilities. In most cases, some or all model parameters would remain unknown. In the simulation study presented in this section, we study the performance of the PIs in four different progressively more difficult scenarios, as more model parameters are assumed to be unknown and require to be estimated.

(C.1)  $K$ ,  $\{\alpha_i : 1 \leq i \leq N\}$  and  $\{\pi_{i,j} : 1 \leq i, j \leq K\}$  are all known. We do not require parameter estimation in this case. This is the benchmark against which other cases can be compared.

(C.2) Assume  $K$  and  $\{\alpha_i : 1 \leq i \leq N\}$  are known, but  $\{\pi_{i,j} : 1 \leq i, j \leq K\}$  are assumed to be unknown. As class labels are known,  $\{\lambda_k\}$  will be known. This can be true in case class labels are present as covariates associated with each node, and the values of these covariates at all sampled nodes are available. Using the class label information, we construct an estimate

$$\hat{\pi}_{k,l}^{[r]} = \frac{\sum_{(i,j) \in I_{r,N}} Y_{i,j} \cdot \mathbf{1}(\alpha_i = k, \alpha_j = l)}{\sum_{(i,j) \in I_{r,N}} \mathbf{1}(\alpha_i = k, \alpha_j = l)}, \quad \text{for } r = 1, 2,$$

where  $I_{r,N}$ ,  $r = 1, 2$ , are defined in (2.6) and (2.7). It should be noted that  $\hat{\pi}_{k,l}^{[r]}$  can not be considered as a maximum likelihood estimate (MLE) of  $\pi_{k,l}$ , as the joint likelihood of the observed data is distorted due to the effect of sampling. The estimates  $\hat{\pi}_{k,l}^{[r]}$  can be termed as *naive* MLE's, that are obtained by ignoring the dependency introduced by sampling.

(C.3) Assume  $K$  is known, but class labels  $\{\alpha_i\}$  and edge probabilities  $\{\pi_{i,j} : 1 \leq i, j \leq K\}$  are assumed to be unknown. We apply the SCORE method for community detection proposed by Jin (2015) to estimate class labels, and subsequently we use the above estimates of  $\pi_{k,l}$  (see (C.2) above), with  $\alpha_i$  replaced by their estimates. In case of ego-centric sampling, the estimates remain unchanged as  $\hat{\alpha}_i$  are available only for  $\{i : W_{N,i} = 1\}$ .

(C.4) Assume  $K$ ,  $\{\alpha_i : 1 \leq i \leq N\}$  and  $\{\pi_{i,j} : 1 \leq i, j \leq K\}$  are all unknown. In this case we use the `walktrap` algorithm for community detection proposed by Pons and Latapy (2005), which uses random walks to detect communities within a network. This algorithm is implemented by using the `cluster_walktrap` command available within the R-package `igraph`. We can estimate  $K$  by using the largest estimated class label. Edge probabilities are estimated as before. If the sample size is small, there are chances of incorrectly estimating  $K$ .

For our simulation, we generate data from a SBM with  $K = 4$  classes, with class size proportions  $\lambda_1 = \lambda_2 = \lambda_3 = \lambda_4 = 1/4$  (see (3.8)), and edge probabilities

$$\mathbf{\Pi}_{4 \times 4} = \begin{bmatrix} 0.26 & 0.09 & 0.05 & 0.04 \\ & 0.30 & 0.01 & 0.03 \\ & & 0.27 & 0.00 \\ & & & 0.17 \end{bmatrix} \quad (4.3)$$

The diagonal elements (within class edge probabilities) are chosen larger in comparison to the off-diagonal elements (between class edge probabilities) to mimic a community structure. The size of the population network is chosen as  $N = 5000$ . We use  $p \in \{0.025, 0.05, 0.1, 0.2, 0.3\}$ . In order to properly replicate the joint model and design based framework, each Monte-Carlo iteration generates a new population adjacency matrix  $\mathbf{Y}_N$  and simultaneously selects a node sample from the population. Prediction intervals are computed for the population edge density, wedge density, triangle density and clustering coefficient. The expression of the asymptotic variance for edge, wedge and triangle counts is available in Corollary 3.2 and 3.4. The PIs are based on (4.1) and (4.2). Tables 2 and 3 show the empirical coverage and average length for 95% two-sided asymptotic PIs, obtained under induced subgraph sampling, and Tables 4 and 5 show the results for ego-centric sampling. The displayed results are based on 500 Monte-Carlo simulations.

In case of induced subgraph sampling (see Tables 2 and 3), we find that edge, wedge and triangle densities are accurately estimated by all four estimation methods, especially by method (C.4), and even at  $p = 0.025$ , which corresponds to an expected sample size of 125 nodes. Among the four methods, it seems (C.3) has the weakest performance, even though  $K$  is known in that scenario. This could be due to differences among the community detection algorithms used in methods (C.3) and (C.4). The average lengths of PIs decrease as  $p$  increases. In case of the clustering coefficient (see Table 2), the coverage is lower than nominal, but methods (C.2) and (C.4) rapidly gain accuracy when  $p = 0.1$ .

In the ego-centric case (see Tables 4 and 5), the edge, wedge and triangle densities are accurately estimated, and the average lengths of PIs are considerably smaller in comparison to the induced subgraph case. In case of the clustering coefficient (see Table 4), the ego-centric sampling approach provides very poor performance when  $p = 0.025$  or  $p = 0.05$ , especially when estimation methods (C.2), (C.3) and (C.4) are used. This poor performance is primarily due to the difficulty in accurately estimating the bias term  $b(p)$  in  $\tilde{J}_\eta^{[2]}$  (see (4.2)). In order to understand this issue better let us consider the collection of bias estimates  $\{\hat{b}_i^{(m)}(p) : m = 1, \dots, M\}$ ,  $i = 2, 3, 4$ , obtained by using method (C.x),  $x = 2, 3, 4$ , where  $M$  denotes the

number of Monte-Carlo replications. The average relative bias of the bias estimator  $\widehat{b}_i(p)$  (obtained by using method (C.i)) is defined as

$$\widehat{\text{ARB}}\left(\widehat{b}_i(p)\right) = \frac{1}{M} \sum_{j=1}^M \frac{|\widehat{b}_i^{(m)}(p) - b(p)|}{|b(p)|}, \quad i = 2, 3, 4. \quad (4.4)$$

The ratio  $\frac{|\widehat{b}_i^{(m)}(p) - b(p)|}{|b(p)|}$ , compares the magnitude of the bias  $\widehat{b}_i^{(m)}(p) - b(p)$  with respect to the target value  $b(p)$ , at each  $m = 1, \dots, M$ . This quantity can be called as the relative bias of  $\widehat{b}_i^{(m)}(p)$  at the  $i$ th Monte-Carlo replication. The average relative bias  $\widehat{\text{ARB}}\left(\widehat{b}_i(p)\right)$  is simply an average of these relative biases. Table 6 provides the values of the average relative bias for  $i = 2, 3, 4$ , and at different choices of  $p$ . The results in Table 6 show that even though the percentages of average relative bias are relatively small, due to the small width of the PIs for clustering coefficients (see Table 4), even the small amount of bias is large enough to decrease their coverage considerably.

Lastly, in Tables 7 and 8 we consider the situation in method (C.4), where the number of classes  $K$  can be incorrectly estimated. This can lead to model misspecification, and affect estimation of class labels and edge probabilities. The results show that for  $p = 0.025$ ,  $K$  can be incorrectly estimated with considerably large probability. This is true for both induced and ego-centric sampling. But, it seems in case we obtain an estimate  $\widehat{K} \in \{3, 5\}$ , the empirical coverages are not considerably affected, except in case of the triangle density where coverages decrease or increase by a small margin. In case of clustering coefficient and induced subgraph sampling, the coverage is already not close to nominal (see first row, last column of Table 2) and similar coverages are observed in case  $\widehat{K} = 3$  or 5. In case of ego-centric sampling, coverages for edge, wedge and triangle densities are not much affected. In case of the clustering coefficient, we already know the reason for poor coverage and the same is observed when  $\widehat{K} = 3$  or 5. As  $p$  increases, the algorithm used in method (C.4) estimates  $K$  with nearly perfect accuracy, and the issue of model misspecification is avoided.

Overall, the simulation results suggest that in case  $p$  is not extremely small, then edge, wedge and triangle densities counts can be reliably predicted by their sample based counterparts, for both induced and ego-centric sampling schemes. Clustering coefficient can be better predicted through induced sampling. Ego-centric sampling can be used in case reliable bias estimates are obtained. The PIs do not seem to be highly affected in case  $K$  is wrongly estimated, suggesting that the proposed methodology can tolerate some amount of model misspecification.

## 4.1 Analysis of a real data set

In this section, we apply our proposed methodology on a real data set. We focus on the *2004 US Political blogs networks*<sup>1</sup>. This dataset is compiled by [Adamic and Glance \(2005\)](#) and has been used earlier in context of community detection (cf. [Le and Levina \(2022\)](#), [Amini et al. \(2013\)](#)). Each node in the dataset represents blogs focused on US politics, and edges are the hyperlinks between these blogs. After removing isolated nodes from the original dataset, the population network consists of  $N = 1224$  nodes. Further, we ignore

<sup>1</sup><https://public.websites.umich.edu/~mejn/netdata/>

Table 2: Empirical coverage and average lengths (in parenthesis below) of 95% asymptotic prediction intervals for population wedge density and clustering coefficient statistics, obtained by using induced subgraph sampling. Values are shown at different choices of  $p$ , and for all four choices of estimation methods (C.1) - (C.4).

$p$	Wedge density <sup>a</sup>				Clustering Coefficient <sup>a</sup>			
	C.1	C.2	C.3	C.4	C.1	C.2	C.3	C.4
0.025	0.948 (9.40)	0.938 (9.76)	0.936 (9.26)	0.938 (9.69)	0.708 (29.90)	0.744 (33.58)	0.656 (28.34)	0.706 (31.62)
0.050	0.95 (6.56)	0.954 (6.74)	0.952 (6.63)	0.954 (6.73)	0.859 (20.87)	0.867 (21.99)	0.761 (18.24)	0.867 (21.97)
0.100	0.956 (4.52)	0.950 (4.55)	0.946 (4.52)	0.950 (4.55)	0.913 (14.36)	0.922 (14.73)	0.833 (12.22)	0.924 (14.73)
0.200	0.946 (3.01)	0.950 (3.02)	0.948 (3.00)	0.950 (3.02)	0.934 (9.58)	0.940 (9.65)	0.849 (8.18)	0.940 (9.65)
0.300	0.952 (2.30)	0.954 (2.30)	0.948 (2.29)	0.954 (2.30)	0.932 (7.31)	0.922 (7.34)	0.815 (6.10)	0.922 (7.34)

<sup>a</sup> The displayed average length values in parenthesis have to be multiplied by  $10^{-3}$  to obtain the actual average lengths.

Table 3: Empirical coverage and average lengths (in parenthesis below) of 95% asymptotic prediction intervals for population edge density and triangle density statistics, obtained by using induced subgraph sampling. Values are shown at different choices of  $p$ , and for all four choices of estimation methods (C.1) - (C.4).

$p$	Edge density <sup>a</sup>				Triangle density <sup>a</sup>			
	C.1	C.2	C.3	C.4	C.1	C.2	C.3	C.4
0.025	0.934 (63.90)	0.940 (64.77)	0.936 (63.92)	0.938 (64.69)	0.940 (1.63)	0.930 (1.75)	0.883 (1.44)	0.926 (1.70)
0.050	0.946 (44.60)	0.944 (45.06)	0.944 (44.88)	0.944 (45.05)	0.940 (1.14)	0.952 (1.19)	0.918 (1.07)	0.950 (1.19)
0.100	0.946 (30.69)	0.950 (30.80)	0.950 (30.74)	0.950 (30.80)	0.952 (0.78)	0.948 (0.80)	0.922 (0.73)	0.948 (0.80)
0.200	0.946 (20.46)	0.950 (20.49)	0.948 (20.45)	0.950 (20.49)	0.934 (0.52)	0.94 (0.52)	0.849 (0.48)	0.94 (0.52)
0.300	0.950 (15.63)	0.946 (15.64)	0.944 (15.61)	0.946 (15.64)	0.954 (0.40)	0.950 (0.40)	0.913 (0.36)	0.950 (0.40)

<sup>a</sup> The displayed average length values in parenthesis have to be multiplied by  $10^{-3}$  to obtain the actual average lengths.



Table 4: Empirical coverage and average lengths (in parenthesis below) of 95% asymptotic prediction intervals for population wedge density and clustering coefficient statistics, obtained by using ego-centric subgraph sampling. Values are shown at different choices of  $p$ , and for all four choices of estimation methods (C.1) - (C.4).

$p$	Wedge density <sup>a</sup>				Clustering Coefficient <sup>a</sup>			
	C.1	C.2	C.3	C.4	C.1	C.2	C.3	C.4
0.025	0.942 (3.25)	0.960 (3.29)	0.938 (3.20)	0.948 (3.37)	0.922 (4.60)	0.211 (4.73)	0.054 (4.09)	0.123 (4.77)
0.050	0.950 (2.32)	0.944 (2.32)	0.954 (2.33)	0.954 (2.37)	0.938 (5.96)	0.491 (6.00)	0.167 (5.51)	0.334 (6.12)
0.100	0.964 (1.64)	0.934 (1.64)	0.964 (1.65)	0.946 (1.66)	0.954 (7.11)	0.857 (7.12)	0.332 (6.57)	0.600 (7.21)
0.200	0.948 (1.12)	0.948 (1.12)	0.946 (1.12)	0.950 (1.12)	0.940 (7.30)	0.924 (7.31)	0.414 (6.71)	0.799 (7.35)
0.300	0.954 (0.85)	0.968 (0.85)	0.956 (0.85)	0.958 (0.85)	0.946 (6.58)	0.928 (6.58)	0.459 (6.07)	0.839 (6.61)

<sup>a</sup> The displayed average length values in parenthesis have to be multiplied by  $10^{-3}$  to obtain the actual average lengths.

Table 5: Empirical coverage and average lengths (in parenthesis below) of 95% asymptotic prediction intervals for population edge density and triangle density statistics, obtained by using ego-centric subgraph sampling. Values are shown at different choices of  $p$ , and for all four choices of estimation methods (C.1) - (C.4).

$p$	Edge density <sup>a</sup>				Triangle density <sup>a</sup>			
	C.1	C.2	C.3	C.4	C.1	C.2	C.3	C.4
0.025	0.940 (31.54)	0.956 (31.63)	0.946 (31.56)	0.946 (31.56)	0.942 (1.08)	0.958 (1.11)	0.899 (0.96)	0.946 (1.14)
0.050	0.940 (21.73)	0.938 (21.74)	0.944 (21.83)	0.944 (21.92)	0.954 (0.74)	0.948 (0.78)	0.930 (0.70)	0.962 (0.78)
0.100	0.964 (14.54)	0.948 (14.55)	0.964 (14.59)	0.946 (14.62)	0.954 (0.50)	0.950 (0.50)	0.944 (0.47)	0.958 (0.51)
0.200	0.952 (9.09)	0.942 (9.10)	0.952 (9.09)	0.952 (9.10)	0.942 (0.32)	0.940 (0.32)	0.917 (0.30)	0.946 (0.32)
0.300	0.954 (6.44)	0.964 (6.44)	0.954 (6.44)	0.956 (6.44)	0.950 (0.23)	0.964 (0.23)	0.928 (0.22)	0.958 (0.23)

<sup>a</sup> The displayed average length values in parenthesis have to be multiplied by  $10^{-3}$  to obtain the actual average lengths.

Table 6: Average relative bias  $\widehat{\text{ARB}}(\widehat{b}_i(p))$   
(see (4.4)) as a percentage.

$p$	$\widehat{\text{ARB}}(\widehat{b}_2(p))$	$\widehat{\text{ARB}}(\widehat{b}_3(p))$	$\widehat{\text{ARB}}(\widehat{b}_4(p))$
0.025	4.102	10.606	6.192
0.050	2.144	7.529	3.538
0.100	1.079	7.120	2.139

Table 7: The effects on empirical coverages and average lengths of 95% PIs in case of induced subgraph sampling, if the number of classes  $K$  is incorrectly estimated by the method (C.4).

$p$	Estimated value ( $\widehat{K}$ )	Prop. (%) <sup>a</sup>	Edge density	Wedge density	Triangle density	Clustering Coefficient
0.025	3	9.742	0.898 (0.06253)	0.918 (0.00894)	0.918 (0.00147)	0.714 (0.03398)
	4	33.400	0.929 (0.06379)	0.923 (0.00936)	0.905 (0.00163)	0.690 (0.03278)
	5	33.400	0.940 (0.06485)	0.940 (0.00975)	0.935 (0.00173)	0.732 (0.03104)
	$\geq 6$	23.458	0.988 (0.06900)	0.988 (0.01100)	0.978 (0.00214)	0.467 (0.02843)
0.050	4	99.602	0.944 (0.04504)	0.954 (0.00673)	0.950 (0.00118)	0.868 (0.02194)
	5	0.398	1.000 (0.04790)	1.000 (0.00752)	1.000 (0.00144)	0.500 (0.02746)

<sup>a</sup> Percentage of times we observe  $[K = \widehat{K}]$ .

the directed edge structure and treat the data as an undirected network. Each blog is manually labelled as *liberal* (denoted by class 1) or *conservative* (denoted by class 2). This manual labelling is available from this [source](#). The *liberal* or *conservative* labelling automatically defines two classes in the population, with  $N_1 = 588$  and  $N_2 = 636$ . The average degree and edge density of the population network is 27.31454 and 0.0223 respectively. This indicates that the population network is considerably sparse. Using the class label information for all  $N$  nodes in the population, we can obtain the *true* edge connection probabilities,  $\pi_{1,1} = 0.0368$ ,  $\pi_{1,2} = 0.017$  and  $\pi_{2,2} = 0.0198$ . Thus, as the true model parameters are known, we can use method (C.1) to obtain prediction intervals.

We use induced subgraph sampling with  $p = 0.1$  to obtain 95% PIs for population edge, wedge and triangle densities and clustering coefficient. A *single* Bernoulli sample of nodes was drawn from the population to create the PIs. Table 9 displays the results. We find that the true wedge density is an order of magnitude smaller than the edge density, which itself is very small. Similarly, the true triangle density is of the order  $10^{-4}$ . Due to the sparsity, the PIs in (4.1), which are based on a dense SBM framework, are unable to

Table 8: The effects on empirical coverages and average lengths of 95% PIs in case of ego-centric subgraph sampling, if the number of classes  $K$  is incorrectly estimated by the method (C.4).

$p$	Estimated value ( $\hat{K}$ )	Prop. (%) <sup>a</sup>	Edge density	Wedge density	Triangle density	Clustering Coefficient
0.025	3	9.344	0.979 (0.03035)	0.936 (0.00298)	0.851 (0.00093)	0.106 (0.00437)
	4	35.189	0.938 (0.03167)	0.944 (0.00329)	0.944 (0.00112)	0.164 (0.00478)
	5	29.026	0.925 (0.03211)	0.925 (0.00341)	0.938 (0.00116)	0.110 (0.00482)
	$\geq 6$	26.441	0.909 (0.03296)	0.932 (0.00364)	0.988 (0.00128)	0.078 (0.00491)
0.050	4	99.800	0.944 (0.02192)	0.954 (0.00237)	0.962 (0.00078)	0.333 (0.00612)
	5	0.200	1.000 (0.02167)	1.000 (0.00226)	1.000 (0.00074)	1.000 (0.00617)

<sup>a</sup> Percentage of times we observe  $[K = \hat{K}]$ .

capture the true values for wedge and triangle densities, and the sample based predicted values are off the mark. But, the predicted edge density is close to the true value and the PIs are able to capture the true edge density. The primary reason for this result is the very sparse nature of the population network. We believe that the proposed methodology would work better in case the population network is less sparse.

Table 9: Predicted subgraph counts and clustering coefficient, and associated 95% prediction intervals for the 2004 US Political blog data. We use **induced subgraph sampling** with  $p = 0.1$ , and method (C.1) has been applied for constructing the PIs.

	True Value	Estimated	Prediction interval
<b>Edge Density</b>	$2.232 \times 10^{-2}$	$1.7087 \times 10^{-2}$	$[9.456 \times 10^{-3}, 2.471 \times 10^{-2}]$
<b>Wedge Density</b>	$1.4632 \times 10^{-3}$	$7.7545 \times 10^{-4}$	$[5.067 \times 10^{-4}, 1.044 \times 10^{-3}]$
<b>Triangle Density</b>	$3.3061 \times 10^{-4}$	$1.4724 \times 10^{-6}$	$[1.402 \times 10^{-4}, 1.542 \times 10^{-4}]$
<b>Clustering Coefficient</b>	0.2259	0.1898	$[0.1877, 0.1919]$

## Conclusion

The methodology proposed in this article allows researchers to obtain valid prediction intervals for population subgraph counts and clustering coefficient when data is collected through induced or ego-centric sampling. Both of them are very popular network sampling approaches. The asymptotic theory for sample

based predictors is developed in a model based setup, which has not been considered earlier in context of network sampling based inference for population summary statistics. Also, to the best of our knowledge, the asymptotic distribution of the sample based clustering coefficient has not been studied in the existing literature, in either a design based or a model based setting. The discovery of the bias term (in case of the sample based clustering coefficient) arising in case of ego-centric sampling is an unexpected finding. This article also provides a comparison of different inferential frameworks. This enables us to decide about ignoring or including the effect of sampling design in presence of the network model. Without providing such a comparison, we could not justify the use of a joint model and design based approach. We have shown that the effect of the sampling scheme can not be ignored, and it is a remarkable finding, because of the independence of the sampling scheme and the network model. The technical conditions used in this article are easy to validate and interpret. We also provide an extension of our theory to a mildly sparse SBM framework, which shows asymptotic normality of estimated subgraph counts continues to hold, if edge probabilities decay at a slow rate. We provide an explicit upper threshold for the decay rate of edge probabilities in this sparse framework, so that asymptotic normality holds. The SBM framework is highly flexible and can approximate a wide array of network datasets. It also allows for easy estimation of model parameters by using existing community detection algorithms. The simulation results suggest that proposed methodology can be reliably used when the population network has a community structure. In view of the above remarks, we believe that this article makes an important contribution to the broad area of network sampling based inference.

## Acknowledgements

The first author is supported by a Research Fellowship for PhD students at the Indian Statistical Institute.

## References

- Abbe, E. (2018). Community detection and stochastic block models: recent developments. *Journal of Machine Learning Research*, 18(177):1–86.
- Adamic, L. A. and Glance, N. (2005). The political blogosphere and the 2004 u.s. election: divided they blog. In *Proceedings of the 3rd International Workshop on Link Discovery*, LinkKDD '05, page 36–43, New York, NY, USA. Association for Computing Machinery.
- Ahmed, N. K., Neville, J., and Kompella, R. (2010). Reconsidering the foundations of network sampling. In *Proceedings of the 2nd Workshop on Information in Networks*.
- Airoldi, E. M., Costa, T. B., and Chan, S. H. (2013). Stochastic blockmodel approximation of a graphon: Theory and consistent estimation. In Burges, C., Bottou, L., Welling, M., Ghahramani, Z., and Weinberger, K., editors, *Advances in Neural Information Processing Systems*, volume 26. Curran Associates, Inc.
- Amini, A. A., Chen, A., Bickel, P. J., and Levina, E. (2013). Pseudo-likelihood methods for community detection in large sparse networks. *Ann. Statist.*, 41(4):2097–2122.

- Athreya, A., Fishkind, D. E., Tang, M., Priebe, C. E., Park, Y., Vogelstein, J. T., Levin, K., Lyzinski, V., Qin, Y., and Sussman, D. L. (2018). Statistical inference on random dot product graphs: a survey. *J. Mach. Learn. Res.*, 18:1–92.
- Athreya, K. B. and Lahiri, S. N. (2006). *Measure theory and probability theory*, volume 19. Springer.
- Bhattacharya, B. B., Das, S., and Mukherjee, S. (2022). Motif estimation via subgraph sampling: the fourth-moment phenomenon. *Ann. Statist.*, 50(2):987–1011.
- Bianconi, G. (2018). *Multilayer Networks: Structure and Function*. Oxford university press.
- Bickel, P., Choi, D., Chang, X., and Zhang, H. (2013). Asymptotic normality of maximum likelihood and its variational approximation for stochastic blockmodels. *Ann. Statist.*, 41(4):1922–1943.
- Bliss, C. A., Danforth, C. M., and Dodds, P. S. (2014). Estimation of global network statistics from incomplete data. *PLOS ONE*, 9(10):1–18.
- Celisse, A., Daudin, J.-J., and Pierre, L. (2012). Consistency of maximum-likelihood and variational estimators in the stochastic block model. *Electron. J. Stat.*, 6:1847–1899.
- Chambers, R. L. and Clark, R. G. (2012). *An introduction to model-based survey sampling with applications*, volume 37 of *Oxford Statistical Science Series*. Oxford University Press, Oxford.
- Chandrasekhar, A. G. and Lewis, R. (2016). Econometrics of sampled networks. Working paper, Stanford University. Preprint available at <http://stanford.edu/~arungc/CL.pdf>.
- Costenbader, E. and Valente, T. W. (2003). The stability of centrality measures when networks are sampled. *Social Networks*, 25(4):283–307.
- Crane, H. (2018). *Probabilistic foundations of statistical network analysis*, volume 157 of *Monographs on Statistics and Applied Probability*. CRC Press, Boca Raton, FL.
- Dasgupta, A., Kumar, R., and Sarlos, T. (2014). On estimating the average degree. In *Proceedings of the 23rd international conference on World wide web*, pages 795–806.
- Diestel, R. (2018). *Graph Theory*. Graduate Texts in Mathematics. Springer Berlin Heidelberg.
- Ebbes, P., Huang, Z., Rangaswamy, A., Thadakamalla, H. P., and Unit, O. (2008). Sampling large-scale social networks: Insights from simulated networks. In *18th Annual Workshop on Information Technologies and Systems, Paris, France*, volume 100, pages 102–104. Citeseer.
- Erdős, P. and Rényi, A. (1960). On the evolution of random graphs. *Publ. Math. Inst. Hung. Acad. Sci.*, 5(1):17–60.
- Fienberg, S. E. (2012). A brief history of statistical models for network analysis and open challenges. *Journal of Computational and Graphical Statistics*, 21(4):825–839.

- Frank, O. (1978a). Estimation of the number of connected components in a graph by using a sampled subgraph. *Scand. J. Statist.*, 5(4):177–188.
- Frank, O. (1978b). Sampling and estimation in large social networks. *Social Networks*, 1(1):91–101.
- Frank, O. (2011). Survey sampling in networks. *The Sage handbook of social network analysis*, pages 389–403.
- Gile, K. J. and Handcock, M. S. (2015). Network model-assisted inference from respondent-driven sampling data. *J. Roy. Statist. Soc. Ser. A*, 178(3):619–639.
- González-Bailón, S., Wang, N., Rivero, A., Borge-Holthoefer, J., and Moreno, Y. (2014). Assessing the bias in samples of large online networks. *Social Networks*, 38:16–27.
- Handcock, M. S. and Gile, K. J. (2010). Modeling social networks from sampled data. *Ann. Appl. Stat.*, 4(1):5–25.
- Holland, P. W., Laskey, K. B., and Leinhardt, S. (1983). Stochastic blockmodels: First steps. *Social networks*, 5(2):109–137.
- Hsieh, C.-S., Hsu, Y.-C., Ko, S. I. M., Kovářík, J., and Logan, T. D. (2024). Non-representative sampled networks: estimation of network structural properties by weighting. *J. Econometrics*, 240(1):Paper No. 105689, 20.
- Illenberger, J. and Flötteröd, G. (2012). Estimating network properties from snowball sampled data. *Social Networks*, 34(4):701–711.
- Jin, J. (2015). Fast community detection by SCORE. *Ann. Statist.*, 43(1):57–89.
- Kolaczyk, E. D. (2009). *Statistical analysis of network data*. Springer Series in Statistics. Springer, New York. Methods and models.
- Le, C. M. and Levina, E. (2022). Estimating the number of communities by spectral methods. *Electron. J. Stat.*, 16(1):3315–3342.
- Lee, C. and Wilkinson, D. J. (2019). A review of stochastic block models and extensions for graph clustering. *Applied Network Science*, 4(1):1–50.
- Lee, S. H., Kim, P.-J., and Jeong, H. (2006). Statistical properties of sampled networks. *Physical Review E*, 73(1).
- Lehmann, E. and Romano, J. (2022). *Testing Statistical Hypotheses*. Springer Texts in Statistics. Springer International Publishing.
- Lei, J. and Rinaldo, A. (2015). Consistency of spectral clustering in stochastic block models. *Ann. Statist.*, 43(1):215–237.

- Leskovec, J. and Faloutsos, C. (2006). Sampling from large graphs. In *Proceedings of the 12th ACM SIGKDD International Conference on Knowledge Discovery and Data Mining*, KDD '06, pages 631–636, New York, NY, USA. Association for Computing Machinery.
- Maiya, A. S. and Berger-Wolf, T. Y. (2011). Benefits of bias: Towards better characterization of network sampling. In *Proceedings of the 17th ACM SIGKDD international conference on Knowledge discovery and data mining*, pages 105–113.
- Matias, C. and Robin, S. (2014). Modeling heterogeneity in random graphs through latent space models: a selective review. *ESAIM: Proceedings and Surveys*, 47:55–74.
- Newman, M. (2018). *Networks*. Oxford university press.
- Nicola, G. D., Sischka, B., and Kauermann, G. (2022). Mixture models and networks: The stochastic blockmodel. *Statistical Modelling*, 22(1-2):67–94.
- Olhede, S. C. and Wolfe, P. J. (2014). Network histograms and universality of blockmodel approximation. *Proceedings of the National Academy of Sciences*, 111(41):14722–14727.
- O’Neil, K. A. and Redner, R. A. (1993). Asymptotic distributions of weighted  $U$ -statistics of degree 2. *Ann. Probab.*, 21(2):1159–1169.
- Pfeffermann, D. (2000). *Handbook of Statistics\_29B: Sample Surveys: Inference and Analysis*, volume 29. Elsevier.
- Pfeffermann, D. and Sverchkov, M. (2009). Inference under informative sampling. In *Handbook of statistics*, volume 29, pages 455–487. Elsevier.
- Pons, P. and Latapy, M. (2005). Computing communities in large networks using random walks. In Yolum, p., Güngör, T., Gürgen, F., and Özturan, C., editors, *Computer and Information Sciences - ISCIS 2005*, pages 284–293, Berlin, Heidelberg. Springer Berlin Heidelberg.
- Ribeiro, B. and Towsley, D. (2012). On the estimation accuracy of degree distributions from graph sampling. In *Decision and Control (CDC), 2012 IEEE 51st Annual Conference on*, pages 5240–5247.
- Rohe, K., Chatterjee, S., and Yu, B. (2011). Spectral clustering and the high-dimensional stochastic blockmodel. *Ann. Statist.*, 39(4):1878–1915.
- Ruggeri, N. and De Bacco, C. (2020). Sampling on networks: Estimating eigenvector centrality on incomplete networks. In Cherifi, H., Gaito, S., Mendes, J. F., Moro, E., and Rocha, L. M., editors, *Complex Networks and Their Applications VIII*, pages 90–101, Cham. Springer International Publishing.
- Särndal, C.-E., Swensson, B., and Wretman, J. (1992). *Model assisted survey sampling*. Springer Series in Statistics. Springer-Verlag, New York.

- Shi, Y., Cameron, C. J., and Heckathorn, D. D. (2019). Model-based and design-based inference: reducing bias due to differential recruitment in respondent-driven sampling. *Sociological Methods & Research*, 48(1):3–33.
- Sischka, B. (2023). *Graphon models for network data: estimation, extensions and applications*. PhD thesis, LMU Munich. Thesis available at [this link](#).
- Tabouy, T., Barbillon, P., and Chiquet, J. (2020). Variational inference for stochastic block models from sampled data. *J. Amer. Statist. Assoc.*, 115(529):455–466.
- Thompson, S. K. and Frank, O. (2000). Model-based estimation with link-tracing sampling designs. *Survey Methodology*, 26(1):87–98.
- van der Hofstad, R. (2017). *Random Graphs and Complex Networks*. Number v. 1 in Cambridge Series in Statistical and Probabilistic Mathematics. Cambridge University Press.
- van der Vaart, A. W. (1998). *Asymptotic statistics*, volume 3 of *Cambridge Series in Statistical and Probabilistic Mathematics*. Cambridge University Press, Cambridge.
- Zhang, Y., Kolaczyk, E. D., and Spencer, B. D. (2015). Estimating network degree distributions under sampling: an inverse problem, with applications to monitoring social media networks. *Ann. Appl. Stat.*, 9(1):166–199.



# 5 Appendix

## Contents

5.1	Appendix A: Proofs of main results and supplementary lemmas . . . . .	34
5.1.1	Notation, definitions and some useful remarks . . . . .	34
5.1.2	Proof of Theorem 3.1: CLT in the induced subgraph case . . . . .	37
5.1.3	Proof of Theorem 3.3: CLT in the ego-centric subgraph case . . . . .	41
5.1.4	Proof of Theorem 3.5: CLT for estimated clustering coefficient . . . . .	48
5.1.5	Proof of Theorem 3.6: CLT in the sparse SBM setup . . . . .	51
5.1.6	Statement and proof of Lemma 5.1: a result which is used in proving Theorem 3.1 . .	54
5.1.7	Statement and proof of Lemma 5.2: expressing $\tilde{\Psi}_{H_1 \cup H_2}(\cdot, \mathbf{s}_{1 \cup 2})$ in terms of $\Psi_H(\cdot, \mathbf{s}_1)$ and $\Psi_H(\cdot, \mathbf{s}_2)$ . . . . .	57
5.1.8	Statement and proof of Lemma 5.3: showing that asymptotic variances are strictly positive . . . . .	58
5.1.9	Some miscellaneous results: Lemma 5.4, Lemma 5.5 and Lemma 5.6 . . . . .	60
5.2	Appendix B: Some additional theoretical results . . . . .	63
5.2.1	Corollary 5.7: limit law for complete and star graphs in the induced subgraph case . .	63
5.2.2	Corollary 5.8: limit law for complete and star graphs in the egocentric subgraph case .	66
5.2.3	A multivariate CLT for estimated and population based edge, wedge and triangle counts	68
5.2.4	CLT for complete and star graph counts in sparse SBM setup . . . . .	77
5.2.5	Lemma 5.11: an alternate definition of $f_1(t, H)$ and computing $c(H)$ for some choices of $H$ . . . . .	78
5.2.6	Proposition 5.12: a conditional CLT obtained by ignoring the design effect . . . . .	81
5.3	Appendix C: Additional simulation results . . . . .	83
5.3.1	Simulation results for the sparse case . . . . .	83

The Appendix contains three parts. Appendix A introduces several definitions and notation which are used extensively in our proofs. It also contains proofs of the main results (Theorems 3.1, 3.3, 3.6, 3.5). We also state and prove some supplementary lemmas which are required for proving the main results. Appendix B contains specific results for complete graphs and star-graphs, which include the case of edge, wedge and triangle graphs. Some of these results are obtained as a Corollary of our main results. We also provide a joint asymptotic normality result for sample and population based edge, wedge and triangle densities, which is the core ingredient for proving Theorem 3.5. In Lemma 5.11 we provide an alternative definition of  $f_1(t, H)$  (defined in (3.25)) and prove the equivalence of these two definitions. In Propostion 5.12 we provide a conditional CLT for sample edge count, which ignores the design effect. Appendix C provides a short simulation study for the sparse SBM framework described in Section 3.3.

## 5.1 Appendix A: Proofs of main results and supplementary lemmas

### 5.1.1 Notation, definitions and some useful remarks

Firstly we introduce some definitions and notations. Some of these definitions are repeated for the sake of completeness. Let  $A$  be a set with finitely many elements. We will write  $|A|$  to denote the cardinality of the set  $A$ . The indicator function for any event or set  $A$  will be denoted by  $\mathbf{1}(A)$ . For any positive integer  $m$ ,  $[m] = \{1, \dots, m\}$ , denotes the collection of first  $m$  positive integers. For any positive integer  $t \geq 1$ , we write the sets

$$\begin{aligned} [m]^t &= \{\mathbf{u} = (u_1, \dots, u_t)^T \in \mathbb{R}^t : u_i \in [m], \text{ for all } i = 1, \dots, t\} = t\text{-fold Cartesian product of } [m], \\ [m]_t &= \{\mathbf{u} \in [m]^t : u_1, \dots, u_t \text{ are distinct}\}, \quad \text{for } 1 \leq t \leq m. \end{aligned} \quad (\text{E.1})$$

Note,  $[m]_t$  contains  $m(m-1) \cdots (m-t+1)$  elements. For any vector  $\mathbf{u} = (u_1, \dots, u_t)^T \in \mathbb{R}^t$ , we write

$$\begin{aligned} (\mathbf{u})^{(i)} &= (u_1, \dots, u_{i-1}, u_{i+1}, \dots, u_t)^T, \quad \text{for each } i = 1, \dots, t, \text{ and} \\ A(\mathbf{u}) &= \{u \in \mathbb{R} : \exists \text{ some } i \in [t], \text{ such that, } u_i = u\} = \text{the set of unique components of } \mathbf{u}. \end{aligned} \quad (\text{E.2})$$

For example, consider  $\mathbf{s} = (s_1, \dots, s_R)^T \in [N]_R$ , where  $[N]_R$  is defined in (3.1). Then,  $A(\mathbf{s}) = \{s_1, \dots, s_R\}$ . If  $\mathbf{s}_1 = (1, 2, 3)^T$  and  $\mathbf{s}_2 = (2, 1, 3)^T$ , then  $A(\mathbf{s}_1) = A(\mathbf{s}_2) = \{1, 2, 3\}$ . Let  $1 \leq s \leq t$ , and consider a vector  $\mathbf{i} = (i_1, \dots, i_s)^T \in [t]_s$ . For any  $\mathbf{u} = (u_1, \dots, u_t)^T \in \mathbb{R}^t$ , we write the  $s$ -dimensional sub-vector

$$(\mathbf{u})_{\mathbf{i}} = (u_{i_1}, \dots, u_{i_s})^T, \quad (\text{E.3})$$

containing components of  $\mathbf{u}$  indexed by  $\mathbf{i}$ . Write

$$\boldsymbol{\alpha}_N = (\alpha_1, \dots, \alpha_N)^T \in [K]^N, \quad (\text{E.4})$$

to denote the  $N$  dimensional vector of class labels for all  $N$  nodes in the population (see Section 2). Let  $\mathbf{s} = (s_1, \dots, s_R)^T \in [N]_R$ . Using (E.4) and (E.3), we write

$$(\boldsymbol{\alpha}_N)_{\mathbf{s}} = (\alpha_{s_1}, \dots, \alpha_{s_R})^T \in [K]^R, \quad (\text{E.5})$$

which is a  $R$  dimensional vector containing those components of  $\alpha_N$  that are indexed by  $\mathbf{s}$ . Now, consider any  $\mathbf{s}_1 = (s_{1,1}, \dots, s_{1,R})^T$  and  $\mathbf{s}_2 = (s_{2,1}, \dots, s_{2,R})^T \in [N]_R$ . Write

$$R_{1 \cup 2} = |A(\mathbf{s}_1) \cup A(\mathbf{s}_2)| \quad \text{and} \quad R_{1 \cap 2} = |A(\mathbf{s}_1) \cap A(\mathbf{s}_2)|. \quad (\text{E.6})$$

As  $N \geq R$ , it follows that,  $R \leq R_{1 \cup 2} \leq 2R$ . Similarly,  $0 \leq R_{1 \cap 2} \leq R$ . Assume,  $|A(\mathbf{s}_1) \cap A(\mathbf{s}_2)| = R_{1 \cap 2} > 0$ . Thus, we are assuming that there are  $R_{1 \cap 2}$  common components in between  $\mathbf{s}_1$  and  $\mathbf{s}_2$ . Let,  $j_1 < j_2 < \dots < j_{R_{1 \cap 2}}$ , and  $k_1 < k_2 < \dots < k_{R_{1 \cap 2}}$ , denote the positions at which these common components appear within  $\mathbf{s}_1$  and  $\mathbf{s}_2$  respectively. Write the vectors,

$$\mathbf{j} = (j_1, \dots, j_{R_{1 \cap 2}})^T \in [R]_{R_{1 \cap 2}} \quad \text{and} \quad \mathbf{k} = (k_1, \dots, k_{R_{1 \cap 2}})^T \in [R]_{R_{1 \cap 2}}. \quad (\text{E.7})$$

If  $R_{1 \cap 2} < R$ , define a  $(R - R_{1 \cap 2})$  dimensional vector  $\mathbf{m} = (m_1, \dots, m_{R - R_{1 \cap 2}})^T$ , with components arranged in increasing order, such that,  $A(\mathbf{m}) = \{k \in [R] : s_{2,k} \notin A(\mathbf{s}_1)\}$ . Thus  $A(\mathbf{m})$  contains the collection of positions of those components of  $\mathbf{s}_2$ , which are not in  $\mathbf{s}_1$ . Using (E.3), define the vector,

$$\begin{aligned} \mathbf{s}_{1 \cup 2} &= (s_{1 \cup 2,1}, \dots, s_{1 \cup 2, R_{1 \cup 2}})^T \\ &= \begin{cases} (\mathbf{s}_1^T, (\mathbf{s}_2 \mathbf{m})^T)^T = (s_{1,1}, \dots, s_{1,R}, s_{2,m_1}, \dots, s_{2,m_{R-R_{1 \cap 2}}})^T & \text{if } 0 \leq R_{1 \cap 2} < R, \\ \mathbf{s}_1 = (s_{1,1}, \dots, s_{1,R})^T & \text{if } R_{1 \cap 2} = R. \end{cases} \end{aligned} \quad (\text{E.8})$$

Similarly, if  $R_{1 \cap 2} > 0$ , we define,

$$\mathbf{s}_{1 \cap 2} = (s_{1 \cap 2,1}, \dots, s_{1 \cap 2, R_{1 \cap 2}})^T = (\mathbf{s}_1)_{\mathbf{j}} = (s_{1,j_1}, \dots, s_{1,j_{R_{1 \cap 2}}})^T. \quad (\text{E.9})$$

By definition,  $A(\mathbf{s}_1) \cup A(\mathbf{s}_2) = A(\mathbf{s}_{1 \cup 2})$  and  $A(\mathbf{s}_1) \cap A(\mathbf{s}_2) = A(\mathbf{s}_{1 \cap 2})$ . Note that, as  $\mathbf{m}$  and  $\mathbf{j}$  contain distinct components arranged in an increasing order, hence the vectors  $(\mathbf{s}_2)_{\mathbf{m}}$  and  $(\mathbf{s}_1)_{\mathbf{j}}$  are well defined for any given  $\mathbf{s}_1$  and  $\mathbf{s}_2$ . In case  $\mathbf{s}_3$  is a permutation of the components within  $\mathbf{s}_1$ , then we will have,  $A(\mathbf{s}_1) = A(\mathbf{s}_3)$ , and it will imply,  $\mathbf{s}_{1 \cup 2} = \mathbf{s}_{3 \cup 2}$  and  $\mathbf{s}_{1 \cap 2} = \mathbf{s}_{3 \cap 2}$ .

We also consider the notion of union and intersection of two graphs. Let  $H_1$  and  $H_2$  be two graphs with vertex sets  $V(H_1)$  and  $V(H_2)$  and edge sets  $E(H_1)$  and  $E(H_2)$  respectively. Then the union graph  $H_1 \cup H_2$  is defined to have the vertex set  $V(H_1 \cup H_2) = V(H_1) \cup V(H_2)$  and edge set  $E(H_1 \cup H_2) = E(H_1) \cup E(H_2)$ . Similarly, the intersection graph  $H_1 \cap H_2$  is defined on the vertex set  $V(H_1 \cap H_2) = V(H_1) \cap V(H_2)$  and edge set  $E(H_1 \cap H_2) = E(H_1) \cap E(H_2)$  (cf. page 3 of [Diestel \(2018\)](#)).

Let  $M \geq 1$  be a positive integer. Consider a simple, undirected, connected graph  $G$  on  $M$  vertices with  $V(G) = \{1, \dots, M\}$  and edge set  $E(G) \subseteq V(G)^2$ . Also consider a real valued, symmetric matrix  $\mathbf{B}_{T \times T} = (b_{r,s} : 1 \leq r, s \leq T)$  and a vector  $\mathbf{z} = (z_1, \dots, z_M)^T \in [T]^M$ . Similar to the map  $\Psi_H(\mathbf{\Pi}, \mathbf{u})$  defined in (3.7), we define

$$\Psi_G(\mathbf{B}, \mathbf{z}) = \prod_{\{i,j\} \in E(G)} b_{z_i, z_j}, \quad (\text{E.10})$$

In case  $|V(G)| = M$ , but  $V(G) \neq \{1, \dots, M\}$ , then the definition used in (E.10) will breakdown. For example, if  $M+1, M+2 \in V(G)$  and  $\{M+1, M+2\} \in E(G)$ , then  $z_{M+1}$  and  $z_{M+2}$  will remain undefined,

as  $\mathbf{z}$  is a  $M$  dimensional vector. Thus, we propose the following generalization of the definition in (E.10), when  $V(G) \neq [M]$ . We recall the notion of graph isomorphism and graph automorphism (introduced in Section 3.3). An isomorphism between two graphs  $G$  and  $G'$  is a bijection  $\phi : V(G) \rightarrow V(G')$  such that  $\{i, j\} \in E(G)$  if and only if  $\{\phi(i), \phi(j)\} \in E(G')$ , and it is denoted by  $G \simeq G'$ . A graph automorphism is a isomorphism from  $G$  to itself. Let  $G'$  be a simple, undirected connected graph with  $V(G') = \{r_1, \dots, r_M\}$ , where  $r_1, \dots, r_M \in \mathbb{N}$ . Assume,  $G \simeq G'$  and  $V(G) = \{1, \dots, M\}$ . Consider the matrix  $\mathbf{B}$  and vector  $\mathbf{z}$  used above in (E.10) to define  $\Psi_G(\mathbf{B}, \mathbf{z})$ . In case  $G$  is replaced by  $G'$ , we define,

$$\tilde{\Psi}_{G'}(\mathbf{B}, \mathbf{z}) = \prod_{\substack{\{i,j\} \in E(G) \\ G \simeq G'}} b_{z_i, z_j}. \quad (\text{E.11})$$

The definition of  $\tilde{\Psi}_{G'}(\cdot, \cdot)$  is unaffected by the choice of the isomorphic graph  $G$  (see Remark 7). Further, whenever  $G' \simeq G''$ , for some graph  $G''$  (with some other vertex set), then  $\tilde{\Psi}_{G'}(\mathbf{B}, \mathbf{z}) = \tilde{\Psi}_{G''}(\mathbf{B}, \mathbf{z})$  (see Remark 8). Finally, we define the  $N \times N$  symmetric matrices

$$\mathbf{U}_N^{[l]} = \left( \left( U_{i,j}^{[l]} : 1 \leq i, j \leq N \right) \right) \quad \text{with} \quad U_{i,j}^{[l]} = h_l(W_{N,i}, W_{N,j}), \quad \text{for } l = 1, 2, \quad (\text{E.12})$$

where,  $h_l(\cdot, \cdot)$ ,  $l = 1, 2$ , are defined in (3.3) and  $\mathbf{W}_N$  is defined in (2.5).

**Remark 6.** Let  $G_1$  and  $G_2$  are two graphs with vertex sets  $V(G_1) = V(G_2) = [R]$ , and edge sets  $E(G_1)$  and  $E(G_2)$  respectively. Assume,  $G_1 \simeq G_2$ . As the vertex sets are same,  $G_2$  is an automorphism of  $G_1$ . Since an automorphism preserves the edge set, hence  $E(G_1) = E(G_2)$ . As a result for two automorphic graphs  $G_1$  and  $G_2$ ,

$$\Psi_{G_1}(\mathbf{B}, \mathbf{z}) = \prod_{\{i,j\} \in E(G_1)} b_{z_i, z_j} = \prod_{\{i,j\} \in E(G_2)} b_{z_i, z_j} = \Psi_{G_2}(\mathbf{B}, \mathbf{z}).$$

Thus, the value of  $\Psi_G(\cdot, \cdot)$  in (E.10) remains unchanged if  $G$  is replaced by an automorphism.

**Remark 7.** Consider the product  $\tilde{\Psi}_{G'}(\mathbf{B}, \mathbf{z})$  defined in (E.11). The choice of the graph  $G$  (with  $G \simeq G'$ ) used in defining this product (see r.h.s. of (E.11)) does not change the value of this product. This is because if  $G_1$  and  $G_2$  are two graphs with vertex sets  $V(G_1) = V(G_2) = [R]$ , and  $G_i \simeq G'$ , for  $i = 1, 2$ , then  $G_1$  and  $G_2$  are automorphic. This implies  $E(G_1) = E(G_2)$  and Remark 6 will imply

$$\prod_{\substack{\{i,j\} \in E(G_1) \\ G_1 \simeq G'}} b_{z_i, z_j} = \prod_{\{i,j\} \in E(G_2)} b_{z_i, z_j} = \prod_{\substack{\{i,j\} \in E(G_2) \\ G_2 \simeq G'}} b_{z_i, z_j}.$$

**Remark 8.** Suppose,  $G_1$  and  $G_2$  are two graphs with vertex sets  $V(G_1) = \{v_1, \dots, v_R\}$  and  $V(G_2) = \{w_1, \dots, w_R\}$  respectively. Assume that  $G_1 \simeq G_2$ . Consider the definition provided in (E.11). We can write

$$\tilde{\Psi}_{G_1}(\mathbf{B}, \mathbf{z}) = \prod_{\substack{\{i,j\} \in E(H_1) \\ H_1 \simeq G_1}} b_{z_i, z_j}, \quad \text{and} \quad \tilde{\Psi}_{G_2}(\mathbf{B}, \mathbf{z}) = \prod_{\substack{\{i,j\} \in E(H_2) \\ H_2 \simeq G_2}} b_{z_i, z_j},$$

for any  $T \times T$  matrix  $\mathbf{B}$  and  $\mathbf{z} \in [T]^M$ . Here,  $H_1$  and  $H_2$  are two graphs with vertex sets  $V(H_1) = V(H_2) = [R]$ . Since  $G_1 \simeq G_2$  and  $H_i \simeq G_i$ , for  $i = 1, 2$ , it implies  $H_1 \simeq H_2$ . As they have same vertex sets,  $H_1$  and  $H_2$  are automorphic, with  $E(H_1) = E(H_2)$ . This implies,  $\tilde{\Psi}_{G_1}(\mathbf{B}, \mathbf{z}) = \tilde{\Psi}_{G_2}(\mathbf{B}, \mathbf{z})$ , whenever  $G_1 \simeq G_2$ .

### 5.1.2 Proof of Theorem 3.1: CLT in the induced subgraph case

*Proof of Theorem 3.1.* Note,  $H$  is a connected graph, implying there is no isolated vertex in  $H$ . Using (E.10) and (E.12), for any  $\mathbf{s} \in [N]_R$ , we can express,

$$\left. \begin{aligned} \Psi_H(\mathbf{Y}_N, \mathbf{s}) &= \prod_{\{i,j\} \in E(H)} Y_{s_i, s_j}, & \Psi_H(\mathbf{\Pi}, (\boldsymbol{\alpha}_N)_{\mathbf{s}}) &= \prod_{\{i,j\} \in E(H)} \pi_{\alpha_{s_i}, \alpha_{s_j}}, & \text{and} \\ \Psi_H(\mathbf{U}_N^{[1]}, \mathbf{s}) &= \prod_{\{i,j\} \in E(H)} h_1(W_{N, s_i}, W_{N, s_j}) = \prod_{\{i,j\} \in E(H)} W_{s_i} W_{s_j} = \prod_{i=1}^R W_{s_i}. \end{aligned} \right\} \quad (\text{E.13})$$

Then the pivotal quantity defined in (3.10), reduces to

$$\begin{aligned} \frac{\widehat{S}_N(H)}{p^R} - S_N(H) &= \sum_{\mathbf{s} \in [N]_R} \left( \frac{\Psi_H(\mathbf{U}_N^{[1]}, \mathbf{s})}{p^R} - 1 \right) \cdot [\Psi_H(\mathbf{Y}_N, \mathbf{s}) - \Psi_H(\mathbf{\Pi}, (\boldsymbol{\alpha}_N)_{\mathbf{s}})] \\ &\quad + \sum_{\mathbf{s} \in [N]_R} \left( \frac{\Psi_H(\mathbf{U}_N^{[1]}, \mathbf{s})}{p^R} - 1 \right) \cdot \Psi_H(\mathbf{\Pi}, (\boldsymbol{\alpha}_N)_{\mathbf{s}}) \\ &= A_{1,N} + A_{2,N}, \quad (\text{say}). \end{aligned} \quad (\text{E.14})$$

Note,  $\mathbf{E}(A_{1,N}) = 0$ , and  $\mathbf{Var}(A_{1,N})$  has the following expression,

$$\mathbf{Var}(A_{1,N}) = \mathbf{E} \left( \mathbf{Var} \left( \sum_{\mathbf{s} \in [N]_R} \left( \frac{\Psi_H(\mathbf{U}_N^{[1]}, \mathbf{s})}{p^R} - 1 \right) \cdot (\Psi_H(\mathbf{Y}_N, \mathbf{s}) - \Psi_H(\mathbf{\Pi}, (\boldsymbol{\alpha}_N)_{\mathbf{s}})) \mid \mathbf{W}_N \right) \right). \quad (\text{E.15})$$

Consider the conditional variance expression (within (E.15)) separately. Let  $\mathbf{w}_N$  denote an element in the sample space of  $\mathbf{W}_N$  (correspondingly, we consider  $\mathbf{U}_N^{[1]} = \mathbf{u}_N^{[1]}$ ). Then the conditional variance can be written as,

$$\begin{aligned} &\mathbf{Var} \left( \sum_{\mathbf{s} \in [N]_R} \left( \frac{\Psi_H(\mathbf{U}_N^{[1]}, \mathbf{s})}{p^R} - 1 \right) \cdot (\Psi_H(\mathbf{Y}_N, \mathbf{s}) - \Psi_H(\mathbf{\Pi}, (\boldsymbol{\alpha}_N)_{\mathbf{s}})) \mid \mathbf{W}_N = \mathbf{w}_N \right) \\ &= \sum_{t=0}^R \sum_{(\mathbf{s}_1, \mathbf{s}_2) \in E_t} \mathbf{cov} \left( \left( \frac{\Psi_H(\mathbf{u}_N^{[1]}, \mathbf{s}_1)}{p^R} - 1 \right) \Psi_H(\mathbf{Y}_N, \mathbf{s}_1), \left( \frac{\Psi_H(\mathbf{u}_N^{[1]}, \mathbf{s}_2)}{p^R} - 1 \right) \Psi_H(\mathbf{Y}_N, \mathbf{s}_2) \right) \\ &= \sum_{t=0}^R \sum_{(\mathbf{s}_1, \mathbf{s}_2) \in E_t} \left( \frac{\Psi_H(\mathbf{u}_N^{[1]}, \mathbf{s}_1)}{p^R} - 1 \right) \left( \frac{\Psi_H(\mathbf{u}_N^{[1]}, \mathbf{s}_2)}{p^R} - 1 \right) \mathbf{cov}(\Psi_H(\mathbf{Y}_N, \mathbf{s}_1), \Psi_H(\mathbf{Y}_N, \mathbf{s}_2)), \end{aligned} \quad (\text{E.16})$$

where,  $E_t$  is defined in (E.60). Therefore, from (E.15) and (E.16) we get

$$\begin{aligned} \mathbf{Var}(A_{1,N}) &= \mathbf{E} \left( \mathbf{Var} \left( \sum_{\mathbf{s} \in [N]_R} \left( \frac{\Psi_H(\mathbf{U}_N^{[1]}, \mathbf{s})}{p^R} - 1 \right) (\Psi_H(\mathbf{Y}_N, \mathbf{s}) - \Psi_H(\mathbf{\Pi}, (\boldsymbol{\alpha}_N)_{\mathbf{s}})) \mid \mathbf{W}_N \right) \right) \\ &= \sum_{t=2}^R \sum_{(\mathbf{s}_1, \mathbf{s}_2) \in E_t} \mathbf{E} \left( \left( \frac{\Psi_H(\mathbf{U}_N^{[1]}, \mathbf{s}_1)}{p^R} - 1 \right) \left( \frac{\Psi_H(\mathbf{U}_N^{[1]}, \mathbf{s}_2)}{p^R} - 1 \right) \cdot \mathbf{cov}(\Psi_H(\mathbf{Y}_N, \mathbf{s}_1), \Psi_H(\mathbf{Y}_N, \mathbf{s}_2)) \right) \\ &= \sum_{t=2}^R \sum_{(\mathbf{s}_1, \mathbf{s}_2) \in E_t} \mathbf{cov} \left( \left( \frac{\Psi_H(\mathbf{U}_N^{[1]}, \mathbf{s}_1)}{p^R} \right), \left( \frac{\Psi_H(\mathbf{U}_N^{[1]}, \mathbf{s}_2)}{p^R} \right) \right) \cdot \mathbf{cov}(\Psi_H(\mathbf{Y}_N, \mathbf{s}_1), \Psi_H(\mathbf{Y}_N, \mathbf{s}_2)) \end{aligned}$$

$$\begin{aligned}
&= \sum_{t=2}^R \sum_{(\mathbf{s}_1, \mathbf{s}_2) \in E_t} \frac{1}{p^{2R}} \cdot \mathbf{cov} \left( \prod_{i=1}^R W_{N, s_{1,i}}, \prod_{i=1}^R W_{N, s_{2,i}} \right) \cdot \mathbf{cov} (\Psi_H(\mathbf{Y}_N, \mathbf{s}_1), \Psi_H(\mathbf{Y}_N, \mathbf{s}_2)) \\
&= \sum_{t=2}^R \sum_{(\mathbf{s}_1, \mathbf{s}_2) \in E_t} \frac{1}{p^{2R}} (p^{2R-t} - p^{2R}) \cdot \mathbf{cov} (\Psi_H(\mathbf{Y}_N, \mathbf{s}_1), \Psi_H(\mathbf{Y}_N, \mathbf{s}_2)) \\
&= \sum_{t=2}^R \left( \frac{1}{p^t} - 1 \right) \sum_{(\mathbf{s}_1, \mathbf{s}_2) \in E_t} \mathbf{cov} (\Psi_H(\mathbf{Y}_N, \mathbf{s}_1), \Psi_H(\mathbf{Y}_N, \mathbf{s}_2)) . \tag{E.17}
\end{aligned}$$

Therefore, using Lemma 5.1 and the expression in (E.17), we obtain

$$\mathbf{Var} \left( \frac{A_{1,N}}{N^{R-1/2}} \right) = \sum_{t=2}^R \left( \frac{1}{p^t} - 1 \right) \left( \frac{1}{N^{2R-1}} \sum_{(\mathbf{s}_1, \mathbf{s}_2) \in E_t} \mathbf{cov} (\Psi_H(\mathbf{Y}_N, \mathbf{s}_1), \Psi_H(\mathbf{Y}_N, \mathbf{s}_2)) \right) \rightarrow 0.$$

This proves,

$$A_{1,N} = o_P \left( N^{R-1/2} \right). \tag{E.18}$$

Now consider the term  $A_{2,N}$  defined in (E.14). Note, for each  $\mathbf{s} = (s_1, \dots, s_R)^T \in [N]_R$ ,

$$\mathbf{E} \left( \frac{\Psi_H(\mathbf{U}_N^{[1]}, \mathbf{s})}{p^R} - 1 \mid W_{N,k} \right) = \sum_{i=1}^R \mathbf{1}(s_i = k) \cdot \left( \frac{W_{N, s_i}}{p} - 1 \right), \quad \text{for any fixed } k \in [N]. \tag{E.19}$$

Recall the definition of  $\mathbf{v}^{[k]}(\mathbf{u})$  from (3.6) and  $(\mathbf{u})^{(i)}$  defined in (E.2). Using (E.19), we can write the Hájek projection of  $A_{2,N}$  as,

$$\begin{aligned}
\tilde{A}_{2,N} &= \sum_{k=1}^N \mathbf{E}(A_{2,N} \mid W_{N,k}) = \sum_{k=1}^N \mathbf{E} \left( \sum_{\mathbf{s} \in [N]_R} \Psi_H(\mathbf{\Pi}, (\boldsymbol{\alpha}_N)_{\mathbf{s}}) \cdot \left( \frac{\Psi_H(\mathbf{U}_N^{[1]}, \mathbf{s})}{p^R} - 1 \right) \mid W_{N,k} \right) \\
&= \sum_{\mathbf{s} \in [N]_R} \Psi_H(\mathbf{\Pi}, (\boldsymbol{\alpha}_N)_{\mathbf{s}}) \left( \sum_{k=1}^N \mathbf{E} \left( \frac{\Psi_H(\mathbf{U}_N^{[1]}, \mathbf{s})}{p^R} - 1 \mid W_{N,k} \right) \right) \\
&= \sum_{\mathbf{s} \in [N]_R} \Psi_H(\mathbf{\Pi}, (\boldsymbol{\alpha}_N)_{\mathbf{s}}) \left( \sum_{k=1}^N \sum_{i=1}^R \mathbf{1}(s_i = k) \cdot \left( \frac{W_{N, s_i}}{p} - 1 \right) \right) = \sum_{\mathbf{s} \in [N]_R} \Psi_H(\mathbf{\Pi}, (\boldsymbol{\alpha}_N)_{\mathbf{s}}) \sum_{i=1}^R \left( \frac{W_{N, s_i}}{p} - 1 \right) \\
&= \sum_{s_1=1}^N \left( \frac{W_{N, s_1}}{p} - 1 \right) \sum_{(\mathbf{s})^{(1)} \in [[N] \setminus \{s_1\}]_{R-1}} \Psi_H(\mathbf{\Pi}, (\boldsymbol{\alpha}_N)_{\mathbf{s}}) + \dots + \sum_{s_R=1}^N \left( \frac{W_{N, s_R}}{p} - 1 \right) \sum_{(\mathbf{s})^{(R)} \in [[N] \setminus \{s_1\}]_{R-1}} \Psi_H(\mathbf{\Pi}, (\boldsymbol{\alpha}_N)_{\mathbf{s}}) \\
&= \sum_{s_1=1}^N \left( \frac{W_{N, s_1}}{p} - 1 \right) \left( \sum_{k=1}^R \sum_{(\mathbf{s})^{(1)} \in [[N] \setminus \{s_1\}]_{R-1}} \Psi_H(\mathbf{\Pi}, (\boldsymbol{\alpha}_N)_{\mathbf{v}^{[k]}(\mathbf{s})}) \right) \\
&= \sum_{s_1=1}^N \left( \frac{W_{N, s_1}}{p} - 1 \right) \cdot C_{N, s_1}, \quad \text{where, } C_{N, s_1} = \sum_{k=1}^R \sum_{(\mathbf{s})^{(1)} \in [[N] \setminus \{s_1\}]_{R-1}} \Psi_H(\mathbf{\Pi}, (\boldsymbol{\alpha}_N)_{\mathbf{v}^{[k]}(\mathbf{s})}). \tag{E.20}
\end{aligned}$$

Now, as  $C_{N, s_1}$  is non random and  $W_{N, i}$  are i.i.d., from (E.20) we can write

$$\mathbf{Var}(\tilde{A}_{2,N}) = \sum_{s_1=1}^N \mathbf{Var} \left( \frac{W_{N, s_1}}{p} - 1 \right) \cdot (C_{N, s_1})^2 = \left( \frac{1}{p} - 1 \right) \sum_{s_1=1}^N (C_{N, s_1})^2$$

$$\begin{aligned}
&= \left(\frac{1}{p} - 1\right) \sum_{s_1=1}^N \left( \sum_{k=1}^R \sum_{(\mathbf{s})^{(1)} \in [[N] \setminus \{s_1\}]_{R-1}} \Psi_H \left( \mathbf{\Pi}, (\boldsymbol{\alpha}_N)_{\mathbf{v}^{[k]}(\mathbf{s})} \right) \right)^2 \\
&= \left(\frac{1}{p} - 1\right) \sum_{s_1=1}^N \left( \sum_{u_1=1}^K \mathbf{1}(\alpha_{s_1} = u_1) \sum_{(\mathbf{u})^{(1)} \in [K]^{R-1}} \sum_{k=1}^R \Psi_H \left( \mathbf{\Pi}, \mathbf{v}^{[k]}(\mathbf{u}) \right) \sum_{(\mathbf{s})^{(1)} \in [[N] \setminus \{s_1\}]_{R-1}} \mathbf{1} \left( ((\boldsymbol{\alpha}_N)_{\mathbf{s}})^{(1)} = (\mathbf{u})^{(1)} \right) \right)^2 \\
&= \left(\frac{1}{p} - 1\right) \sum_{s_1=1}^N \left[ \sum_{u_1=1}^K \mathbf{1}(\alpha_{s_1} = u_1) \left( \sum_{(\mathbf{u})^{(1)} \in [K]^{R-1}} \sum_{k=1}^R \Psi_H \left( \mathbf{\Pi}, \mathbf{v}^{[k]}(\mathbf{u}) \right) \sum_{(\mathbf{s})^{(1)} \in [[N] \setminus \{s_1\}]_{R-1}} \mathbf{1} \left( ((\boldsymbol{\alpha}_N)_{\mathbf{s}})^{(1)} = (\mathbf{u})^{(1)} \right) \right)^2 \right. \\
&\quad \left. + \sum_{u_1 \neq y_1}^K \mathbf{1}(\alpha_{s_1} = u_1 = y_1) \cdot \left( \sum_{(\mathbf{u})^{(1)} \in [K]^{R-1}} \sum_{k=1}^R \Psi_H \left( \mathbf{\Pi}, \mathbf{v}^{[k]}(\mathbf{u}) \right) \sum_{(\mathbf{s})^{(1)} \in [[N] \setminus \{s_1\}]_{R-1}} \mathbf{1} \left( ((\boldsymbol{\alpha}_N)_{\mathbf{s}})^{(1)} = (\mathbf{u})^{(1)} \right) \right) \right. \\
&\quad \left. \times \left( \sum_{(\mathbf{y})^{(1)} \in [K]^{R-1}} \sum_{k=1}^R \Psi_H \left( \mathbf{\Pi}, \mathbf{v}^{[k]}(\mathbf{y}) \right) \sum_{(\mathbf{s})^{(1)} \in [[N] \setminus \{s_1\}]_{R-1}} \mathbf{1} \left( ((\boldsymbol{\alpha}_N)_{\mathbf{s}})^{(1)} = (\mathbf{y})^{(1)} \right) \right) \right] \\
&= \left(\frac{1}{p} - 1\right) \sum_{u_1=1}^K \sum_{s_1=1}^N \mathbf{1}(\alpha_{s_1} = u_1) \left( \sum_{(\mathbf{u})^{(1)} \in [K]^{R-1}} \sum_{k=1}^R \Psi_H \left( \mathbf{\Pi}, \mathbf{v}^{[k]}(\mathbf{u}) \right) \sum_{(\mathbf{s})^{(1)} \in [[N] \setminus \{s_1\}]_{R-1}} \mathbf{1} \left( ((\boldsymbol{\alpha}_N)_{\mathbf{s}})^{(1)} = (\mathbf{u})^{(1)} \right) \right)^2 \\
&= N^{2R-2} \left(\frac{1}{p} - 1\right) \sum_{u_1=1}^K \sum_{s_1=1}^N \mathbf{1}(\alpha_{s_1} = u_1) \left( \sum_{(\mathbf{u})^{(1)} \in [K]^{R-1}} \sum_{k=1}^R \Psi_H \left( \mathbf{\Pi}, \mathbf{v}^{[k]}(\mathbf{u}) \right) \left( \prod_{i=2}^R \lambda_{N, u_i} + O\left(\frac{1}{N}\right) \right) \right)^2 \\
&= N^{2R-1} \left( \left(\frac{1}{p} - 1\right) \sum_{u_1=1}^K \lambda_{N, u_1} \left( \sum_{(\mathbf{u})^{(1)} \in [K]^{R-1}} \sum_{k=1}^R \Psi_H \left( \mathbf{\Pi}, \mathbf{v}^{[k]}(\mathbf{u}) \right) \prod_{i=2}^R \lambda_{N, u_i} \right)^2 + O\left(\frac{1}{N^2}\right) \right) \tag{E.21}
\end{aligned}$$

Therefore as  $N \rightarrow \infty$ , from (E.21) we obtain

$$\begin{aligned}
\mathbf{Var} \left( \frac{\tilde{A}_{2,N}}{N^{R-1/2}} \right) &\rightarrow \left(\frac{1}{p} - 1\right) \sum_{u_1=1}^K \lambda_{u_1} \left( \sum_{(\mathbf{u})^{(1)} \in [K]^{R-1}} \sum_{k=1}^R \Psi_H \left( \mathbf{\Pi}, \mathbf{v}^{[k]}(\mathbf{u}) \right) \prod_{i=2}^R \lambda_{u_i} \right)^2 \\
&\equiv \left( \sigma^{[1]}(H, p) \right)^2 \in (0, \infty), \quad (\text{cf. (3.10)}). \tag{E.22}
\end{aligned}$$

The limiting variance  $(\sigma^{[1]}(H, p))^2 \in (0, \infty)$ , due to the assumption (A.2) and (A.3).

We will now show that  $N^{-R+1/2} \cdot \tilde{A}_{2,N}$  satisfies the Lindeberg condition for CLT. We use Lemma 5.5 for this purpose. Note,  $\tilde{A}_{2,N}$  is a weighted sum of centered independent random variables  $(p^{-1}W_{N, s_1} - 1)$ , with non-random weights,  $a_{s_1, N} = N^{-R+1/2} \cdot C_{N, s_1}$ , for  $s_1 = 1, \dots, N$  (see (E.20)). Recall that,  $W_{1,N}, \dots, W_{N,N}$ , are independent Bernoulli random variables with  $\mathbf{E}(W_{N,i}) = p$  for all  $i = 1, \dots, N$ . From (E.21) we know,  $\mathbf{Var} \left( N^{-(R-1/2)} \cdot \tilde{A}_{2,N} \right)$  converges to a positive finite limiting value  $(\sigma^{[1]}(H, p))^2$ , and the weights satisfy

$$\begin{aligned}
\max_{1 \leq s_1 \leq N} |a_{s_1, N}| &= \frac{1}{N^{R-1/2}} \max_{1 \leq s_1 \leq N} \sum_{k=1}^R \sum_{(\mathbf{s})^{(1)} \in [[N] \setminus \{s_1\}]_{R-1}} \Psi_H \left( \mathbf{\Pi}, (\boldsymbol{\alpha}_N)_{\mathbf{v}^{[k]}(\mathbf{s})} \right) \\
&= \frac{1}{N^{R-1/2}} \max_{1 \leq s_1 \leq N} \sum_{k=1}^R \sum_{(\mathbf{s})^{(1)} \in [[N] \setminus \{s_1\}]_{R-1}} \Psi_H \left( \mathbf{\Pi}, (\boldsymbol{\alpha}_N)_{\mathbf{v}^{[k]}(\mathbf{s})} \right) \\
&= \frac{1}{N^{R-1/2}} \max_{1 \leq s_1 \leq N} \sum_{\mathbf{u} \in [K]^R} \sum_{k=1}^R \Psi_H \left( \mathbf{\Pi}, \mathbf{v}^{[k]}(\mathbf{u}) \right) \sum_{(\mathbf{s})^{(1)} \in [[N] \setminus \{s_1\}]_{R-1}} \mathbf{1}(\boldsymbol{\alpha}_N)_{\mathbf{s}} = \mathbf{u}
\end{aligned}$$

$$\begin{aligned}
&= \frac{1}{N^{R-1/2}} \max_{1 \leq s_1 \leq N} \sum_{u_1=1}^K \mathbf{1}(\alpha_{s_1} = u_1) \sum_{(\mathbf{u})^{(1)} \in [K]^{R-1}} \sum_{k=1}^R \Psi_H(\mathbf{\Pi}, \mathbf{v}^{[k]}(\mathbf{u})) \\
&\quad \times \sum_{(\mathbf{s})^{(1)} \in [[N] \setminus \{s_1\}]_{R-1}} \mathbf{1}\left(\left(\boldsymbol{\alpha}_N\right)_{\mathbf{s}}^{(1)} = (\mathbf{u})^{(1)}\right) \\
&= \frac{K}{\sqrt{N}} \sum_{(\mathbf{u})^{(1)} \in [K]^{R-1}} \sum_{k=1}^R \Psi_H(\mathbf{\Pi}, \mathbf{v}^{[k]}(\mathbf{u})) \left( \prod_{i=2}^R \lambda_{N, u_i} + O\left(\frac{1}{N}\right) \right) \rightarrow 0, \tag{E.23}
\end{aligned}$$

due to assumptions (A.2) and (A.3). Thus, the two sufficient conditions required for establishing the Lindeberg criteria (see Lemma 5.5) are satisfied. This implies

$$N^{-R+1/2} \cdot \tilde{A}_{2,N} \xrightarrow{d} N\left(0, \left(\sigma^{[1]}(H, p)\right)^2\right). \tag{E.24}$$

Now we consider the following expression,

$$\begin{aligned}
\mathbf{Var}\left(A_{2,N} - \tilde{A}_{2,N}\right) &= \mathbf{Var}\left[\sum_{\mathbf{s} \in [N]_R} \left(\left(\frac{\Psi_H(\mathbf{U}_N^{[1]}, \mathbf{s})}{p^R} - 1\right) - \sum_{i=1}^R \left(\frac{W_{N, s_i}}{p} - 1\right)\right) \cdot \Psi_H(\mathbf{\Pi}, (\boldsymbol{\alpha}_N)_{\mathbf{s}})\right] \\
&= \sum_{t=0}^R \sum_{(\mathbf{s}_1, \mathbf{s}_2) \in E_t} \mathbf{cov}\left(\left(\frac{\Psi_H(\mathbf{U}_N^{[1]}, \mathbf{s}_1)}{p^R} - 1\right) - \sum_{i=1}^R \left(\frac{W_{N, s_{1,i}}}{p} - 1\right), \left(\frac{\Psi_H(\mathbf{U}_N^{[1]}, \mathbf{s}_2)}{p^R} - 1\right) - \sum_{i=1}^R \left(\frac{W_{N, s_{2,i}}}{p} - 1\right)\right) \\
&\quad \times \Psi_H(\mathbf{\Pi}, (\boldsymbol{\alpha}_N)_{\mathbf{s}_1}) \cdot \Psi_H(\mathbf{\Pi}, (\boldsymbol{\alpha}_N)_{\mathbf{s}_2}) \\
&= \sum_{t=2}^R \sum_{(\mathbf{s}_1, \mathbf{s}_2) \in E_t} \mathbf{cov}\left(\frac{1}{p^R} \prod_{i=1}^R W_{N, s_{1,i}} - \frac{1}{p} \sum_{i=1}^R W_{N, s_{1,i}}, \frac{1}{p^R} \prod_{i=1}^R W_{N, s_{2,i}} - \frac{1}{p} \sum_{i=1}^R W_{N, s_{2,i}}\right) \\
&\quad \times \Psi_H(\mathbf{\Pi}, (\boldsymbol{\alpha}_N)_{\mathbf{s}_1}) \cdot \Psi_H(\mathbf{\Pi}, (\boldsymbol{\alpha}_N)_{\mathbf{s}_2}) \\
&= \sum_{t=2}^R \left[\left(\frac{1}{p^t} - 1\right) - t \left(\frac{1}{p} - 1\right)\right] \sum_{(\mathbf{s}_1, \mathbf{s}_2) \in E_t} \Psi_H(\mathbf{\Pi}, (\boldsymbol{\alpha}_N)_{\mathbf{s}_1}) \Psi_H(\mathbf{\Pi}, (\boldsymbol{\alpha}_N)_{\mathbf{s}_2}) \\
&\leq \sum_{t=2}^R \left[\left(\frac{1}{p^t} - 1\right) - t \left(\frac{1}{p} - 1\right)\right] \left(N^{2R-t} \sum_{\mathbf{j}, \mathbf{k} \in [R]_t} \sum_{\xi \in \mathcal{S}_t} \sum_{\mathbf{u}, \mathbf{v} \in [K]^R} \prod_{r=1}^t \mathbf{1}(u_{j_r} = v_{k_{\xi(r)}})\right) \\
&\quad \times \left\{ \prod_{r=1}^t \lambda_{N, u_{j_r}} \prod_{j \in [R] \setminus A(\mathbf{j})} \lambda_{N, u_j} \cdot \prod_{k \in [R] \setminus A(\mathbf{k})} \lambda_{N, v_k} + O\left(\frac{1}{N}\right) \right\} \\
&= N^{2R-2} \sum_{t=2}^R \left[\left(\frac{1}{p^t} - 1\right) - t \left(\frac{1}{p} - 1\right)\right] \left(\frac{1}{N^{t-2}} \sum_{\mathbf{j}, \mathbf{k} \in [R]_t} \sum_{\xi \in \mathcal{S}_t} \sum_{\mathbf{u}, \mathbf{v} \in [K]^R} \prod_{r=1}^t \mathbf{1}(u_{j_r} = v_{k_{\xi(r)}})\right) \\
&\quad \times \left\{ \prod_{r=1}^t \lambda_{N, u_{j_r}} \prod_{j \in [R] \setminus A(\mathbf{j})} \lambda_{N, u_j} \cdot \prod_{k \in [R] \setminus A(\mathbf{k})} \lambda_{N, v_k} + O\left(\frac{1}{N}\right) \right\}, \quad (\text{similar to (E.65)}). \tag{E.25}
\end{aligned}$$

In the above expression (E.25), when  $(\mathbf{s}_1, \mathbf{s}_2) \in E_0$ , then  $A(\mathbf{s}_1) \cap A(\mathbf{s}_2) = \emptyset$ , the covariance becomes zero due to independence of the sets  $\{W_{N, s_{1,1}}, \dots, W_{N, s_{1,R}}\}$  and  $\{W_{N, s_{2,1}}, \dots, W_{N, s_{2,R}}\}$ . When  $(\mathbf{s}_1, \mathbf{s}_2) \in E_1$ , without loss of generality one can assume that,  $A(\mathbf{s}_1) \cap A(\mathbf{s}_2) = \{s_{1,1}\}$  that is,  $\mathbf{s}_1 = (s_{1,1}, s_{1,2}, \dots, s_{1,R})^T$  and  $\mathbf{s}_2 = (s_{1,1}, s_{2,2}, \dots, s_{2,R})^T$ . Then, in the expression (E.25), when  $t = 1$ ,

$$\mathbf{cov}\left(\left(\frac{\Psi_H(\mathbf{U}_N^{[1]}, \mathbf{s}_1)}{p^R} - 1\right) - \sum_{i=1}^R \left(\frac{W_{N, s_{1,i}}}{p} - 1\right), \left(\frac{\Psi_H(\mathbf{U}_N^{[1]}, \mathbf{s}_2)}{p^R} - 1\right) - \sum_{i=1}^R \left(\frac{W_{N, s_{2,i}}}{p} - 1\right)\right)$$



$$\begin{aligned}
&= \mathbf{E} \left( \left[ \left( \frac{\Psi_H(\mathbf{U}_N^{[1]}, \mathbf{s}_1)}{p^R} - 1 \right) - \sum_{i=1}^R \left( \frac{W_{N,s_{1,i}}}{p} - 1 \right) \right] \left[ \left( \frac{\Psi_H(\mathbf{U}_N^{[1]}, \mathbf{s}_2)}{p^R} - 1 \right) - \sum_{i=1}^R \left( \frac{W_{N,s_{2,i}}}{p} - 1 \right) \right] \right) \\
&= \mathbf{E} \left( \mathbf{E} \left( \left[ \left( \frac{\Psi_H(\mathbf{U}_N^{[1]}, \mathbf{s}_1)}{p^R} - 1 \right) - \sum_{i=1}^R \left( \frac{W_{N,s_{1,i}}}{p} - 1 \right) \right] \right. \right. \\
&\quad \left. \left. \times \left[ \left( \frac{\Psi_H(\mathbf{U}_N^{[1]}, \mathbf{s}_2)}{p^R} - 1 \right) - \sum_{i=1}^R \left( \frac{W_{N,s_{2,i}}}{p} - 1 \right) \right] \middle| (\mathbf{W}_N)_{\mathbf{s}_2} \right) \right) \\
&= \mathbf{E} \left( \left[ \left( \frac{\Psi_H(\mathbf{U}_N^{[1]}, \mathbf{s}_1)}{p^R} - 1 \right) - \sum_{i=1}^R \left( \frac{W_{N,s_{1,i}}}{p} - 1 \right) \right] \right. \\
&\quad \left. \times \mathbf{E} \left( \left[ \left( \frac{\Psi_H(\mathbf{U}_N^{[1]}, \mathbf{s}_2)}{p^R} - 1 \right) - \sum_{i=1}^R \left( \frac{W_{N,s_{2,i}}}{p} - 1 \right) \right] \middle| W_{N,s_{1,1}} \right) \right) \\
&= \mathbf{E} \left( \left[ \left( \frac{\Psi_H(\mathbf{U}_N^{[1]}, \mathbf{s}_1)}{p^R} - 1 \right) - \sum_{i=1}^R \left( \frac{W_{N,s_{1,i}}}{p} - 1 \right) \right] \right. \\
&\quad \left. \times \left( \mathbf{E} \left( \left( \frac{\Psi_H(\mathbf{U}_N^{[1]}, \mathbf{s}_1)}{p^R} - 1 \right) \middle| W_{N,s_{1,1}} \right) - \left( \frac{W_{N,s_{1,1}}}{p} - 1 \right) \right) \right) \\
&= \mathbf{E} \left( \left[ \left( \frac{\Psi_H(\mathbf{U}_N^{[1]}, \mathbf{s}_1)}{p^R} - 1 \right) - \sum_{i=1}^R \left( \frac{W_{N,s_{1,i}}}{p} - 1 \right) \right] \left( \left( \frac{W_{N,s_{1,1}}}{p} - 1 \right) - \left( \frac{W_{N,s_{1,1}}}{p} - 1 \right) \right) \right) \\
&= \mathbf{E} \left( \left[ \left( \frac{\Psi_H(\mathbf{U}_N^{[1]}, \mathbf{s}_1)}{p^R} - 1 \right) - \sum_{i=1}^R \left( \frac{W_{N,s_{1,i}}}{p} - 1 \right) \right] \cdot 0 \right) = 0.
\end{aligned}$$

Therefore, from (E.25) and (E.21) we get,

$$\frac{\mathbf{Var} \left( A_{2,N} - \tilde{A}_{2,N} \right)}{\mathbf{Var} \left( \tilde{A}_{2,N} \right)} = \frac{O(N^{2R-2})}{N^{2R-1}} \rightarrow 0, \quad \text{as } N \rightarrow \infty. \quad (\text{E.26})$$

The above step in (E.26), the asymptotic normality result in (E.24) and Lemma 5.4 can now be combined to claim that,

$$\frac{A_{2,N}}{\sqrt{\mathbf{Var} \left( A_{2,N} \right)}} \rightarrow N(0, 1).$$

Also note that the limiting relation in (E.26) and the arguments used in the proof of Lemma 5.4 show that,  $\mathbf{Var} \left( A_{2,N} \right) / \mathbf{Var} \left( \tilde{A}_{2,N} \right) \rightarrow 1$ . Finally, using (E.22) and Slutsky's theorem, we obtain

$$\frac{A_{2,N}}{N^{R-1/2}} = \frac{A_{2,N}}{\sqrt{\mathbf{Var} \left( A_{2,N} \right)}} \cdot \sqrt{\frac{\mathbf{Var} \left( \tilde{A}_{2,N} \right)}{N^{2R-1}}} \sqrt{\frac{\mathbf{Var} \left( A_{2,N} \right)}{\mathbf{Var} \left( \tilde{A}_{2,N} \right)}} \xrightarrow{d} N \left( 0, \left( \sigma^{[1]}(H, p) \right)^2 \right). \quad (\text{E.27})$$

Thus, combining (E.18), (E.27) and using Slutsky's theorem, we can claim that

$$N^{-R+1/2} \left( \frac{\hat{S}_N^{[1]}(H)}{p^R} - S_N(H) \right) \xrightarrow{d} N \left( 0, \left( \sigma^{[1]}(H, p) \right)^2 \right),$$

where,  $(\sigma^{[1]}(H, p))^2$  is defined in (3.10).  $\square$

### 5.1.3 Proof of Theorem 3.3: CLT in the ego-centric subgraph case

*Proof of Theorem 3.3.* Note,  $H$  is an undirected, simple and connected graph with  $V(H) = [R]$ . Recall that  $|E(H)| = T$ , and  $E(H) = \{C_1, \dots, C_T\}$  with  $C_t = \{i_t, j_t\}$ , for each  $t = 1, \dots, T$  (see (3.11)). As  $H$

is assumed to be connected, there does not exist any isolated vertex in  $H$ . Recall the definitions of  $\mathcal{N}(r)$ ,  $\mathcal{A}(r)$  and  $\mathcal{A}^c(r)$  provided in (3.12). Also recall that  $\widetilde{W}_1, \dots, \widetilde{W}_R$ , are i.i.d. Bernoulli ( $p$ ) random variables (see (3.12)) defined on a common probability space, which are independent of  $\mathbf{Y}_N$  and  $\mathbf{W}_N$ . Based on the above, we define the following random variables,

$$\widetilde{Z}_{1,r} \equiv \prod_{v \in \mathcal{N}(r)} \widetilde{W}_v, \quad \widetilde{V}_t \equiv \max \left\{ \widetilde{W}_i, \widetilde{W}_j : i, j \in C_t \right\}, \quad \text{and} \quad \widetilde{Z}_{2,r} = \prod_{t \in \mathcal{A}^c(r)} \widetilde{V}_t, \quad (\text{E.28})$$

for each  $r \in [R]$ , and  $t \in [T]$ . Note that, by definition of  $\mathcal{A}^c(r)$ , if  $t \in \mathcal{A}^c(r)$ , then  $r \notin C_t$ , which implies that  $\widetilde{W}_r$  and  $\widetilde{V}_t$  are independent. This implies,  $\widetilde{W}_r$  and  $\widetilde{Z}_{2,r}$  will be independent. Also, as  $r \notin \mathcal{N}(r)$ , hence  $\widetilde{W}_r$  is independent of  $\widetilde{Z}_{1,r}$ . Also define the following expected values

$$g_{1,r}(p) = \mathbf{E}(\widetilde{Z}_{1,r} \widetilde{Z}_{2,r}) \quad \text{and} \quad g_{2,r}(p) = \mathbf{E}(\widetilde{Z}_{2,r}). \quad (\text{E.29})$$

Note that the expectations defined above always exist and they depend on the edge structure of the graph  $H$ , but as  $H$  is fixed, we suppress this dependence. Fix any  $r \in [R]$ . Using conditional expectations we can write (see (3.12))

$$\begin{aligned} f(H, p) &= \mathbf{E} \left[ \prod_{\{i,j\} \in E(H)} \max \left\{ \widetilde{W}_i, \widetilde{W}_j \right\} \right] = \mathbf{E} \left[ \prod_{t=1}^T \widetilde{V}_t \right] = \mathbf{E} \left[ \prod_{t \in \mathcal{A}(r)} \widetilde{V}_t \cdot \prod_{t \in \mathcal{A}^c(r)} \widetilde{V}_t \right] \\ &= \mathbf{E} \left[ \left\{ \widetilde{W}_r + (1 - \widetilde{W}_r) \cdot \prod_{v \in \mathcal{N}(r)} \widetilde{W}_v \right\} \cdot \left\{ \prod_{t \in \mathcal{A}^c(r)} \widetilde{V}_t \right\} \right] \\ &= \mathbf{E} \left[ \widetilde{W}_r \cdot \widetilde{Z}_{2,r} + (1 - \widetilde{W}_r) \cdot \widetilde{Z}_{1,r} \cdot \widetilde{Z}_{2,r} \right] \\ &= \mathbf{E} \left[ \widetilde{W}_r \cdot g_{2,r}(p) + (1 - \widetilde{W}_r) \cdot g_{1,r}(p) \right] = p \cdot g_{2,r}(p) + (1 - p) \cdot g_{1,r}(p), \quad (\text{cf. (E.29)}) \\ &= p \cdot \{g_{2,r}(p) - g_{1,r}(p)\} + g_{1,r}(p), \quad \text{for any } r \in [R]. \end{aligned} \quad (\text{E.30})$$

Now consider the sequence of i.i.d. Bernoulli ( $p$ ) node sampling indicator random variables  $W_{N,1}, \dots, W_{N,N}$  (cf. (2.5)), and a vector  $\mathbf{s} = (s_1, \dots, s_R)^T \in [N]_R$ . Similar to (E.28), we define the random variables

$$Z_{1,r}(\mathbf{s}) = \prod_{v \in \mathcal{N}(r)} W_{N,s_v}, \quad V_t(\mathbf{s}) = \max \{W_{N,s_i}, W_{N,s_j} : i, j \in C_t\} \quad \text{and} \quad Z_{2,r}(\mathbf{s}) = \prod_{t \in \mathcal{A}^c(r)} V_t(\mathbf{s}), \quad (\text{E.31})$$

for each  $r \in [R]$ , for each  $t \in [T]$ , and each  $\mathbf{s} \in [N]_R$ . Notice that as all components  $s_1, \dots, s_R$  are distinct and as because,

$$(W_{N,s_1}, \dots, W_{N,s_R})^T \stackrel{d}{=} (\widetilde{W}_1, \dots, \widetilde{W}_R)^T, \quad \text{for all } \mathbf{s} \in [N]_R, \quad (\text{E.32})$$

it implies  $\mathbf{E}(Z_{1,r}(\mathbf{s})Z_{2,r}(\mathbf{s})) = g_{1,r}(p)$  and  $\mathbf{E}(Z_{2,r}(\mathbf{s})) = g_{2,r}(p)$ , for all  $\mathbf{s} \in [N]_R$ . In the ego-centric sampling scheme, the pivotal quantity written in (3.13), can be rewritten in the following way,

$$\widehat{S}_N^{[2]}(H) - f(H, p) \cdot S_N(H) = \sum_{\mathbf{s} \in [N]_R} \left( \Psi_H(\mathbf{U}_N^{[2]}, \mathbf{s}) - f(H, p) \right) \cdot (\Psi(\mathbf{Y}, \mathbf{s}) - \Psi_H(\mathbf{\Pi}, (\boldsymbol{\alpha}_N)_{\mathbf{s}})),$$

where,  $f(H, p)$  defined in (3.12). Also from (E.12),

$$\Psi_H \left( \mathbf{U}_N^{[2]}, \mathbf{s} \right) = \prod_{\{i,j\} \in E(H)} h_2(W_{N,s_i}, W_{N,s_j}) = \prod_{\{i,j\} \in E(H)} \max(W_{N,s_i}, W_{N,s_j}).$$

We split the pivotal quantity defined in Theorem 3.3 into the two terms  $B_{1,N}$  and  $B_{2,N}$  where,

$$\begin{aligned} B_{1,N} &= \sum_{\mathbf{s} \in [N]_R} \left( \Psi_H \left( \mathbf{U}_N^{[2]}, \mathbf{s} \right) - f(H, p) \right) \cdot \left( \Psi_H(\mathbf{Y}_N, \mathbf{s}) - \Psi_H(\mathbf{\Pi}, (\boldsymbol{\alpha}_N)_\mathbf{s}) \right), \quad \text{and} \\ B_{2,N} &= \sum_{\mathbf{s} \in [N]_R} \left( \Psi_H \left( \mathbf{U}_N^{[2]}, \mathbf{s} \right) - f(H, p) \right) \cdot \Psi_H(\mathbf{\Pi}, (\boldsymbol{\alpha}_N)_\mathbf{s}). \end{aligned} \tag{E.33}$$

Now,  $\mathbf{E}(B_{1,N}) = 0$  and  $\mathbf{Var}(B_{1,N})$  can be upper bounded in the following way,

$$\begin{aligned} \mathbf{Var}(B_{1,N}) &= \left| \sum_{t=2}^R \sum_{(\mathbf{s}_1, \mathbf{s}_2) \in E_t} \mathbf{cov} \left( \Psi_H \left( \mathbf{U}_N^{[2]}, \mathbf{s}_1 \right), \Psi_H \left( \mathbf{U}_N^{[2]}, \mathbf{s}_2 \right) \right) \cdot \mathbf{cov} \left( \Psi_H \left( \mathbf{Y}_N, \mathbf{s}_1 \right), \Psi_H \left( \mathbf{Y}_N, \mathbf{s}_2 \right) \right) \right| \\ &\leq \sum_{t=2}^R \sum_{(\mathbf{s}_1, \mathbf{s}_2) \in E_t} \left| \mathbf{cov} \left( \Psi_H \left( \mathbf{U}_N^{[2]}, \mathbf{s}_1 \right), \Psi_H \left( \mathbf{U}_N^{[2]}, \mathbf{s}_2 \right) \right) \right| \left| \mathbf{cov} \left( \Psi_H \left( \mathbf{Y}_N, \mathbf{s}_1 \right), \Psi_H \left( \mathbf{Y}_N, \mathbf{s}_2 \right) \right) \right| \\ &\leq \sum_{t=2}^R \sum_{(\mathbf{s}_1, \mathbf{s}_2) \in E_t} \left[ \mathbf{Var} \left( \left( \Psi_H \left( \mathbf{U}_N^{[2]}, \mathbf{s}_1 \right) \right) \mathbf{Var} \left( \Psi_H \left( \mathbf{U}_N^{[2]}, \mathbf{s}_2 \right) \right) \right) \right]^{1/2} \left| \mathbf{cov} \left( \Psi_H \left( \mathbf{Y}_N, \mathbf{s}_1 \right), \Psi_H \left( \mathbf{Y}_N, \mathbf{s}_2 \right) \right) \right| \\ &= \sum_{t=2}^R \sum_{(\mathbf{s}_1, \mathbf{s}_2) \in E_t} f(H, p) \{ 1 - f(H, p) \} \left| \mathbf{cov} \left( \Psi_H \left( \mathbf{Y}_N, \mathbf{s}_1 \right), \Psi_H \left( \mathbf{Y}_N, \mathbf{s}_2 \right) \right) \right| \\ &= f(H, p) \{ 1 - f(H, p) \} \sum_{t=2}^R \sum_{(\mathbf{s}_1, \mathbf{s}_2) \in E_t} \left| \mathbf{cov} \left( \Psi_H \left( \mathbf{Y}_N, \mathbf{s}_1 \right), \Psi_H \left( \mathbf{Y}_N, \mathbf{s}_2 \right) \right) \right| \\ &= f(H, p) \{ 1 - f(H, p) \} \sum_{t=2}^R \sum_{(\mathbf{s}_1, \mathbf{s}_2) \in E_t} \mathbf{cov} \left( \Psi_H \left( \mathbf{Y}_N, \mathbf{s}_1 \right), \Psi_H \left( \mathbf{Y}_N, \mathbf{s}_2 \right) \right), \end{aligned} \tag{E.34}$$

where,  $E_t$  defined in (E.60). In the last line of (E.34), the absolute value sign is removed since (E.64) in Lemma 5.1 shows that this covariance is non-negative. Hence, using Lemma 5.1, we get

$$\mathbf{Var} \left( \frac{B_{1,N}}{N^{R-1/2}} \right) \leq f(H, p) \{ 1 - f(H, p) \} \sum_{t=2}^R \left\{ \frac{1}{N^{2R-1}} \sum_{(\mathbf{s}_1, \mathbf{s}_2) \in E_t} \mathbf{cov} \left( \Psi_H \left( \mathbf{Y}_N, \mathbf{s}_1 \right), \Psi_H \left( \mathbf{Y}_N, \mathbf{s}_2 \right) \right) \right\} \rightarrow 0.$$

Therefore,

$$B_{1,N} = o_p \left( N^{R-1/2} \right) \tag{E.35}$$

For  $\mathbf{s} \in [N]_R$ , write,  $\omega_N(\mathbf{s}) = \Psi_H(\mathbf{\Pi}, \mathbf{s})$ . Then the Hájek projection of  $B_{2,N}$  will be

$$\begin{aligned} \tilde{B}_{2,N} &= \sum_{l=1}^N \mathbf{E}(B_{2,N} | W_{N,l}) = \sum_{l=1}^N \sum_{\mathbf{s} \in [N]_R} \sum_{r=1}^R \omega_N(\mathbf{s}) \mathbf{1}(s_r = l) \cdot \mathbf{E} \left[ \prod_{t=1}^T V_t(\mathbf{s}) - f(H, p) \mid W_{N,l} \right] \\ &= \sum_{l=1}^N \sum_{\mathbf{s} \in [N]_R} \sum_{r=1}^R \omega_N(\mathbf{s}) \mathbf{1}(s_r = l) \cdot \mathbf{E} \left[ \prod_{t \in \mathcal{A}(r)} V_t(\mathbf{s}) \prod_{t \in \mathcal{A}^c(r)} V_t(\mathbf{s}) - f(H, p) \mid W_{N,l} \right] \\ &= \sum_{l=1}^N \sum_{\mathbf{s} \in [N]_R} \sum_{r=1}^R \omega_N(\mathbf{s}) \mathbf{1}(s_r = l) \cdot \{ \mathbf{E} [ W_{N,l} + (1 - W_{N,l}) \cdot Z_{1,r}(\mathbf{s}) \cdot Z_{2,r}(\mathbf{s}) \mid W_{N,l}] - f(H, p) \} \end{aligned}$$

$$\begin{aligned}
&= \sum_{l=1}^N \sum_{\mathbf{s} \in [N]_R} \sum_{r=1}^R \omega_N(\mathbf{s}) \mathbf{1}(s_r = l) \cdot \{ W_{N,l} \cdot g_{2,r}(p) + (1 - W_{N,l}) \cdot g_{1,r}(p) - p \cdot g_{2,r}(p) - (1-p) \cdot g_{1,r}(p) \} \\
&= \sum_{l=1}^N (W_{l,N} - p) \sum_{\mathbf{s} \in [N]_R} \sum_{r=1}^R \omega_N(\mathbf{s}) \mathbf{1}(s_r = l) \cdot \{ g_{2,r}(p) - g_{1,r}(p) \} \\
&= \sum_{l=1}^N (W_{N,l} - p) \sum_{r=1}^R \{ g_{2,r}(p) - g_{1,r}(p) \} \sum_{(\mathbf{s})^{(r)} \in [[N] \setminus \{l\}]_{(R-1)}} \omega_N(s_1, \dots, s_{r-1}, l, s_{r+1}, \dots, s_R) \\
&= \sum_{l=1}^N (W_{N,l} - p) \sum_{r=1}^R \delta_r(H, p) \sum_{(\mathbf{s})^{(r)} \in [[N] \setminus \{l\}]_{(R-1)}} \omega_N(s_1, \dots, s_{r-1}, l, s_{r+1}, \dots, s_R) \\
&= \sum_{l=1}^N (W_{N,l} - p) \sum_{r=1}^R \delta_r(H, p) \sum_{(\mathbf{s})^{(r)} \in [[N] \setminus \{l\}]_{(R-1)}} \omega_N(s_1, \dots, s_{r-1}, l, s_{r+1}, \dots, s_R) \\
&= \sum_{l=1}^N (W_{N,l} - p) \left[ \delta_1(H, p) \sum_{(\mathbf{s})^{(1)} \in [[N] \setminus \{l\}]_{(R-1)}} \omega_N(l, s_2, \dots, s_R) + \dots \right. \\
&\quad \left. \dots + \delta_R(H, p) \sum_{(\mathbf{s})^{(R)} \in [[N] \setminus \{l\}]_{(R-1)}} \omega_N(s_1, s_2, \dots, s_{R-1}, l) \right] \\
&= \sum_{s_1=1}^N (W_{N,s_1} - p) \delta_1(H, p) \sum_{(\mathbf{s})^{(1)} \in [[N] \setminus \{l\}]_{(R-1)}} \omega_N(s_1, s_2, \dots, s_R) + \dots \\
&\quad \dots + \sum_{s_R=1}^N (W_{N,s_R} - p) \delta_R(H, p) \sum_{(\mathbf{s})^{(R)} \in [[N] \setminus \{l\}]_{(R-1)}} \omega_N(s_1, s_2, \dots, s_{R-1}, s_R) \\
&= \sum_{s_1=1}^N (W_{N,s_1} - p) \delta_1(H, p) \sum_{(\mathbf{s})^{(1)} \in [[N] \setminus \{l\}]_{(R-1)}} \Psi_H(\mathbf{\Pi}, (\boldsymbol{\alpha}_N)_{\mathbf{s}}) + \dots \\
&\quad \dots + \sum_{s_R=1}^N (W_{N,s_R} - p) \delta_R(H, p) \sum_{(\mathbf{s})^{(R)} \in [[N] \setminus \{l\}]_{(R-1)}} \Psi_H(\mathbf{\Pi}, (\boldsymbol{\alpha}_N)_{\mathbf{s}}) \\
&= \sum_{s_1=1}^N (W_{N,s_1} - p) \delta_1(H, p) \sum_{(\mathbf{s})^{(1)} \in [[N] \setminus \{l\}]_{(R-1)}} \Psi_H(\mathbf{\Pi}, (\boldsymbol{\alpha}_N)_{\mathbf{v}^{[1]}(\mathbf{s})}) + \dots \\
&\quad \dots + \sum_{s_1=1}^N (W_{N,s_R} - p) \delta_R(H, p) \sum_{(\mathbf{s})^{(1)} \in [[N] \setminus \{l\}]_{(R-1)}} \Psi_H(\mathbf{\Pi}, (\boldsymbol{\alpha}_N)_{\mathbf{v}^{[R]}(\mathbf{s})}) \\
&= \sum_{s_1=1}^N (W_{N,s_1} - p) \sum_{r=1}^R \delta_r(H, p) \sum_{(\mathbf{s})^{(1)} \in [[N] \setminus \{l\}]_{(R-1)}} \Psi_H(\mathbf{\Pi}, (\boldsymbol{\alpha}_N)_{\mathbf{v}^{[r]}(\mathbf{s})}) \\
&= \sum_{s_1=1}^N (W_{N,s_1} - p) \cdot C_{N,s_1}(p), \quad \text{where, } C_{N,s_1}(p) = \sum_{k=1}^R \delta_k(H, p) \sum_{(\mathbf{s})^{(1)} \in [[N] \setminus \{s_1\}]_{R-1}} \Psi_H(\mathbf{\Pi}, (\boldsymbol{\alpha}_N)_{\mathbf{v}^{[k]}(\mathbf{s})}),
\end{aligned} \tag{E.36}$$

where,  $\delta_r(H, p)$  defined in (3.12). Now, as  $C_{N, s_1}(p)$  is a non random weights and depending on  $p$  and from (E.36) we can write,

$$\begin{aligned}
\mathbf{Var}(\tilde{B}_{2,N}) &= p(1-p) \sum_{s_1=1}^N (C_{N, s_1}(p))^2 \\
&= p(1-p) \sum_{s_1=1}^N \left( \sum_{r=1}^R \delta_r(H, p) \sum_{(\mathbf{s})^{(1)} \in [[N] \setminus \{s_1\}]_{R-1}} \Psi_H(\mathbf{\Pi}, (\boldsymbol{\alpha}_N)_{\mathbf{v}^{[r]}(\mathbf{s})}) \right)^2 \\
&= p(1-p) \sum_{u_1=1}^K \sum_{s_1=1}^N \mathbf{1}(\alpha_{s_1} = u_1) \left( \sum_{(\mathbf{u})^{(1)} \in [K]^{R-1}} \sum_{r=1}^R \delta_r(H, p) \Psi_H(\mathbf{\Pi}, \mathbf{v}^{[r]}(\mathbf{u})) \right. \\
&\quad \left. \times \sum_{(\mathbf{s})^{(1)} \in [[N] \setminus \{s_1\}]_{R-1}} \mathbf{1}((\boldsymbol{\alpha}_N)_{\mathbf{s}}^{(1)} = (\mathbf{u})^{(1)}) \right)^2 \\
&= N^{2R-2} (p(1-p)) \sum_{u_1=1}^K \sum_{s_1=1}^N \mathbf{1}(\alpha_{s_1} = u_1) \left( \sum_{(\mathbf{u})^{(1)} \in [K]^{R-1}} \sum_{r=1}^R \delta_r(H, p) \Psi_H(\mathbf{\Pi}, \mathbf{v}^{[r]}(\mathbf{u})) \left( \prod_{i=2}^R \lambda_{N, u_i} + O\left(\frac{1}{N}\right) \right) \right)^2 \\
&= N^{2R-1} \left( (p(1-p)) \sum_{u_1=1}^K \lambda_{N, u_1} \left( \sum_{(\mathbf{u})^{(1)} \in [K]^{R-1}} \sum_{r=1}^R \delta_r(H, p) \Psi_H(\mathbf{\Pi}, \mathbf{v}^{[r]}(\mathbf{u})) \prod_{i=2}^R \lambda_{N, u_i} \right)^2 + O\left(\frac{1}{N^2}\right) \right). \tag{E.37}
\end{aligned}$$

Therefore, as  $N \rightarrow \infty$ , the expression in (E.37) has the following expression,

$$\begin{aligned}
\mathbf{Var} \left( \frac{\tilde{B}_{2,N}}{N^{R-1/2}} \right) &\rightarrow p(1-p) \sum_{u_1=1}^K \lambda_{N, u_1} \left( \sum_{r=1}^R \delta_r(H, p) \sum_{(\mathbf{u})^{(1)} \in [K]^{R-1}} \Psi_H(\mathbf{\Pi}, \mathbf{v}^{[r]}(\mathbf{u})) \prod_{i=2}^R \lambda_{u_i} \right)^2 \\
&\equiv (f(H, p))^2 \left( \sigma^{[2]}(H, p) \right)^2. \tag{E.38}
\end{aligned}$$

Once again, due to the assumption (A.2) and (A.3),  $\sigma^{[2]}(H, p) \in (0, \infty)$ , where  $\sigma^{[2]}(H, p)$  is defined in (3.13).

Now we will show that  $N^{-R+1/2} \cdot \tilde{B}_{2,N}$  satisfies Lindeberg criterion for CLT using the Lemma 5.5 for this purpose. In this case  $\tilde{B}_{2,N}$  is a weighted sum of centered independent random variables  $(W_{N, s_1} - p)$ , with non-random weights,  $a_{s_1, N} = N^{-R+1/2} \cdot C_{N, s_1}(p)$ , for  $s_1 = 1, \dots, N$  (cf. (E.36)). Now, similar to the proof of Theorem 3.1, we know  $\mathbf{Var} \left( N^{-(R-1/2)} \cdot \tilde{B}_{2,N} \right)$  converge to a positive finite limiting value  $[f(H, p) \sigma^{[2]}(H, p)]^2$ , and the weights satisfy

$$\begin{aligned}
\max_{1 \leq s_1 \leq N} |a_{s_1, N}| &= \frac{1}{N^{R-1/2}} \max_{1 \leq s_1 \leq N} \sum_{r=1}^R \delta_r(H, p) \sum_{(\mathbf{s})^{(1)} \in [[N] \setminus \{s_1\}]_{R-1}} \Psi_H(\mathbf{\Pi}, (\boldsymbol{\alpha}_N)_{\mathbf{v}^{[r]}(\mathbf{s})}) \\
&= \frac{K}{\sqrt{N}} \sum_{(\mathbf{u})^{(1)} \in [K]^{R-1}} \sum_{r=1}^R \delta_r(H, p) \Psi_H(\mathbf{\Pi}, \mathbf{v}^{[r]}(\mathbf{u})) \left( \prod_{i=2}^R \lambda_{N, u_i} + O\left(\frac{1}{N}\right) \right) \rightarrow 0, \tag{E.39}
\end{aligned}$$

due to assumption (A.2) and (A.3). Thus two sufficient conditions required for establishing the Lindeberg criteria (see Lemma 5.5) are satisfied. This implies

$$N^{-R+1/2} \cdot \tilde{B}_{2,N} \xrightarrow{d} N \left( 0, [f(H, p) \sigma^{[2]}(H, p)]^2 \right). \tag{E.40}$$

Now we consider the following expression,

$$\begin{aligned}
& \left| \mathbf{Var} \left( B_{2,N} - \tilde{B}_{2,N} \right) \right| \\
&= \left| \mathbf{Var} \left( \sum_{\mathbf{s} \in [N]_R} \left[ \left( \Psi_H \left( \mathbf{U}_N^{[2]}, \mathbf{s} \right) - f(H, p) \right) - \sum_{k=1}^R \delta_k(H, p) (W_{N, s_k} - p) \right] \cdot \Psi_H \left( \mathbf{\Pi}, (\boldsymbol{\alpha}_N)_{\mathbf{s}} \right) \right) \right| \\
&\leq \sum_{t=0}^R \sum_{(\mathbf{s}_1, \mathbf{s}_2) \in E_t} \left| \mathbf{cov} \left( \left( \Psi_H \left( \mathbf{U}_N^{[2]}, \mathbf{s}_1 \right) - f(H, p) \right) - \sum_{k=1}^R \delta_k(H, p) (W_{N, s_{1,k}} - p), \right. \right. \\
&\quad \left. \left. \left( \Psi_H \left( \mathbf{U}_N^{[2]}, \mathbf{s}_2 \right) - f(H, p) \right) - \sum_{k=1}^R \delta_k(H, p) (W_{N, s_{2,k}} - p) \right) \right| \Psi_H \left( \mathbf{\Pi}, (\boldsymbol{\alpha}_N)_{\mathbf{s}_1} \right) \Psi_H \left( \mathbf{\Pi}, (\boldsymbol{\alpha}_N)_{\mathbf{s}_2} \right) \\
&= \sum_{t=2}^R \sum_{(\mathbf{s}_1, \mathbf{s}_2) \in E_t} \left| \mathbf{cov} \left( \left( \Psi_H \left( \mathbf{U}_N^{[2]}, \mathbf{s}_1 \right) - f(H, p) \right) - \sum_{k=1}^R \delta_k(H, p) (W_{N, s_{1,k}} - p), \right. \right. \\
&\quad \left. \left. \left( \Psi_H \left( \mathbf{U}_N^{[2]}, \mathbf{s}_2 \right) - f(H, p) \right) - \sum_{k=1}^R \delta_k(H, p) (W_{N, s_{2,k}} - p) \right) \right| \Psi_H \left( \mathbf{\Pi}, (\boldsymbol{\alpha}_N)_{\mathbf{s}_1} \right) \Psi_H \left( \mathbf{\Pi}, (\boldsymbol{\alpha}_N)_{\mathbf{s}_2} \right).
\end{aligned} \tag{E.41}$$

If  $(\mathbf{s}_1, \mathbf{s}_2) \in E_0$ , the covariance term in the expression (E.41) is zero, since the set  $\{W_{N, s_{1,1}}, \dots, W_{N, s_{1,R}}\}$  and  $\{W_{N, s_{2,1}}, \dots, W_{N, s_{2,R}}\}$  are independent. If  $(\mathbf{s}_1, \mathbf{s}_2) \in E_1$  then, without loss of generality assume that the  $j_1$ -th position of  $\mathbf{s}_1$  and  $k_1$ -th position of  $\mathbf{s}_2$  have the same component, *i.e.*,  $s_{1,j_1} = s_{2,k_1}$ . First note that, using (E.31), for  $k \notin R$ ,

$$\begin{aligned}
\mathbf{cov} \left( \Psi_H \left( \mathbf{U}_N^{[2]}, \mathbf{s} \right), W_{N, s_k} \right) &= \mathbf{E} \left( \Psi_H \left( \mathbf{U}_N^{[2]}, \mathbf{s} \right) \cdot W_{N, s_k} \right) - p \cdot f(H, p) \\
&= p \mathbf{E} (Z_{2,k}(\mathbf{s})) + p(1-p) \mathbf{E} (Z_{2,k}(\mathbf{s}) Z_{1,k}(\mathbf{s})) - p(p \cdot \mathbf{E} (Z_{2,k}(\mathbf{s})) + (1-p) \mathbf{E} (Z_{2,k}(\mathbf{s}) Z_{1,k}(\mathbf{s}))) \\
&= p(1-p) \mathbf{E} (Z_{2,k}(\mathbf{s})) - p(1-p) g_{2,k}(p),
\end{aligned} \tag{E.42}$$

and,

$$\begin{aligned}
& \mathbf{cov} \left( \Psi_H \left( \mathbf{U}_N^{[2]}, \mathbf{s}_1 \right), \Psi_H \left( \mathbf{U}_N^{[2]}, \mathbf{s}_2 \right) \right) \\
&= \mathbf{E} \left( \Psi_H \left( \mathbf{U}_N^{[2]}, \mathbf{s}_1 \right) \Psi_H \left( \mathbf{U}_N^{[2]}, \mathbf{s}_2 \right) \right) - \mathbf{E} \left( \Psi_H \left( \mathbf{U}_N^{[2]}, \mathbf{s}_1 \right) \right) \mathbf{E} \left( \Psi_H \left( \mathbf{U}_N^{[2]}, \mathbf{s}_2 \right) \right) \\
&= \mathbf{E} \left( (W_{N, s_{1,j_1}} + (1 - W_{N, s_{1,j_1}}) Z_{1,j_1}(\mathbf{s})) (W_{N, s_{2,k_1}} + (1 - W_{N, s_{2,k_1}}) Z_{1,k_1}(\mathbf{s})) Z_{2,j_1}(\mathbf{s}) Z_{2,k_1}(\mathbf{s}) \right) \\
&\quad - (p \mathbf{E} (Z_{2,j_1}(\mathbf{s})) + (1-p) \mathbf{E} (Z_{2,j_1}(\mathbf{s}) Z_{1,j_1}(\mathbf{s}))) (p \mathbf{E} (Z_{2,k_1}(\mathbf{s})) + (1-p) \mathbf{E} (Z_{2,k_1}(\mathbf{s}) Z_{1,k_1}(\mathbf{s}))) \\
&= \left[ p \mathbf{E} (Z_{2,j_1}(\mathbf{s})) \mathbf{E} (Z_{2,k_1}(\mathbf{s})) + p(1-p) \mathbf{E} (Z_{2,j_1}(\mathbf{s})) \mathbf{E} (Z_{2,k_1}(\mathbf{s}) Z_{1,k_1}(\mathbf{s})) \right. \\
&\quad \left. + p(1-p) \mathbf{E} (Z_{2,k_1}(\mathbf{s})) \mathbf{E} (Z_{2,j_1}(\mathbf{s}) Z_{1,j_1}(\mathbf{s})) + (1-p) \mathbf{E} (Z_{2,j_1}(\mathbf{s}) Z_{1,j_1}(\mathbf{s})) \mathbf{E} (Z_{2,k_1}(\mathbf{s}) Z_{1,k_1}(\mathbf{s})) \right] \\
&\quad - (p \mathbf{E} (Z_{2,j_1}(\mathbf{s})) + (1-p) \mathbf{E} (Z_{2,j_1}(\mathbf{s}) Z_{1,j_1}(\mathbf{s}))) (p \mathbf{E} (Z_{2,k_1}(\mathbf{s})) + (1-p) \mathbf{E} (Z_{2,k_1}(\mathbf{s}) Z_{1,k_1}(\mathbf{s}))) \\
&= p(1-p) [ \mathbf{E} (Z_{2,j_1}(\mathbf{s})) \mathbf{E} (Z_{2,k_1}(\mathbf{s})) + \mathbf{E} (Z_{2,j_1}(\mathbf{s}) Z_{1,j_1}(\mathbf{s})) \mathbf{E} (Z_{2,k_1}(\mathbf{s}) Z_{1,k_1}(\mathbf{s})) \\
&= p(1-p) [ g_{2,j_1}(p) g_{2,k_1}(p) + g_{1,j_1}(p) g_{1,k_1}(p) ].
\end{aligned} \tag{E.43}$$

Hence, using (E.43) and (E.42), we can claim that the covariance term involved in the expression (E.41) is

equal to zero for  $(\mathbf{s}_1, \mathbf{s}_2) \in E_1$ , in the following way,

$$\begin{aligned}
& \mathbf{cov} \left( \left( \Psi_H \left( \mathbf{U}_N^{[2]}, \mathbf{s}_1 \right) - f(H, p) \right) - \sum_{i=1}^R \delta_i(H, p) (W_{N, s_{1,i}} - p), \right. \\
& \quad \left. \left( \Psi_H \left( \mathbf{U}_N^{[2]}, \mathbf{s}_2 \right) - f(H, p) \right) - \sum_{i=1}^R \delta_i(H, p) (W_{N, s_{2,i}} - p) \right) \\
&= \mathbf{cov} \left( \Psi_H \left( \mathbf{U}_N^{[2]}, \mathbf{s}_1 \right) - \sum_{i=1}^R \delta_i(H, p) W_{N, s_{1,i}}, \Psi_H \left( \mathbf{U}_N^{[2]}, \mathbf{s}_2 \right) - \sum_{i=1}^R \delta_i(H, p) W_{N, s_{2,i}} \right) \\
&= \mathbf{cov} \left( \Psi_H \left( \mathbf{U}_N^{[2]}, \mathbf{s}_1 \right), \Psi_H \left( \mathbf{U}_N^{[2]}, \mathbf{s}_2 \right) \right) - \delta_{k_1}(H, p) \mathbf{cov} \left( \Psi_H \left( \mathbf{U}_N^{[2]}, \mathbf{s}_1 \right), W_{N, s_{2, k_1}} \right) \\
& \quad - \delta_{j_1}(H, p) \mathbf{cov} \left( \Psi_H \left( \mathbf{U}_N^{[2]}, \mathbf{s}_2 \right), W_{N, s_{1, j_1}} \right) + p(1-p) \delta_{j_1}(H, p) \delta_{k_1}(H, p) \\
&= \mathbf{cov} \left( \Psi_H \left( \mathbf{U}_N^{[2]}, \mathbf{s}_1 \right), \Psi_H \left( \mathbf{U}_N^{[2]}, \mathbf{s}_2 \right) \right) - \delta_{k_1}(H, p) \mathbf{cov} \left( \Psi_H \left( \mathbf{U}_N^{[2]}, \mathbf{s}_1 \right), W_{N, s_{2, k_1}} \right) \\
& \quad - \delta_{j_1}(H, p) \mathbf{cov} \left( \Psi_H \left( \mathbf{U}_N^{[2]}, \mathbf{s}_2 \right), W_{N, s_{1, j_1}} \right) + p(1-p) \delta_{j_1}(H, p) \delta_{k_1}(H, p) \\
&= p(1-p) [g_{2, j_1}(p) g_{2, k_1}(p) + g_{1, j_1}(p) g_{1, k_1}(p)] - p(1-p) \delta_{k_1}(H, p) g_{2, j_1}(p) \\
& \quad - p(1-p) \delta_{j_1}(H, p) g_{2, k_1}(p) + p(1-p) \delta_{j_1}(H, p) \delta_{k_1}(H, p) \\
&= 0.
\end{aligned}$$

Also note that, due to i.i.d nature of Bernoulli indicators  $\mathbf{W}_N$ , for  $\mathbf{s}_1, \mathbf{s}_2 \in [N]_R$ ,

$$\mathbf{Var} \left( \Psi_H \left( \mathbf{U}_N^{[2]}, \mathbf{s}_1 \right) \right) = \mathbf{Var} \left( \Psi_H \left( \mathbf{U}_N^{[2]}, \mathbf{s}_2 \right) \right).$$

Now using Cauchy-Schwartz inequality over (E.41), and (E.42), we get the following expression,

$$\begin{aligned}
& \text{l.h.s. of (E.41)} \leq \sum_{t=2}^R \sum_{(\mathbf{s}_1, \mathbf{s}_2) \in E_t} \left[ \mathbf{Var} \left( \Psi_H \left( \mathbf{U}_N^{[2]}, \mathbf{s}_1 \right) - \sum_{k=1}^R \delta_k(H, p) W_{N, s_{1,k}} \right) \right. \\
& \quad \left. \times \mathbf{Var} \left( \Psi_H \left( \mathbf{U}_N^{[2]}, \mathbf{s}_2 \right) - \sum_{k=1}^R \delta_k(H, p) W_{N, s_{2,k}} \right) \right]^{1/2} \Psi_H(\mathbf{\Pi}, (\boldsymbol{\alpha}_N)_{\mathbf{s}_1}) \Psi_H(\mathbf{\Pi}, (\boldsymbol{\alpha}_N)_{\mathbf{s}_2}) \\
&= \sum_{t=2}^R \sum_{(\mathbf{s}_1, \mathbf{s}_2) \in E_t} \left\{ \mathbf{Var} \left( \Psi_H \left( \mathbf{U}_N^{[2]}, \mathbf{s}_2 \right) \right) + \sum_{k=1}^R \delta_k(H, p)^2 \mathbf{Var}(W_{N, s_{1,k}}) \right. \\
& \quad \left. - 2 \sum_{k=1}^R \delta_k(H, p) \mathbf{cov} \left( \Psi_H \left( \mathbf{U}_N^{[2]}, \mathbf{s}_2 \right), W_{N, s_{2,k}} \right) \right\} \Psi_H(\mathbf{\Pi}, (\boldsymbol{\alpha}_N)_{\mathbf{s}_1}) \Psi_H(\mathbf{\Pi}, (\boldsymbol{\alpha}_N)_{\mathbf{s}_2}) \\
&= \sum_{t=2}^R \sum_{(\mathbf{s}_1, \mathbf{s}_2) \in E_t} \left\{ f(H, p) [1 - f(H, p)] + p(1-p) \sum_{k=1}^R \delta_k(H, p)^2 - 2p(1-p) \sum_{k=1}^R \delta_k(H, p) g_{2,k}(p) \right\} \\
& \quad \times \Psi_H(\mathbf{\Pi}, (\boldsymbol{\alpha}_N)_{\mathbf{s}_1}) \Psi_H(\mathbf{\Pi}, (\boldsymbol{\alpha}_N)_{\mathbf{s}_2}) \\
&= \sum_{t=2}^R \left\{ f(H, p) [1 - f(H, p)] + p(1-p) \sum_{k=1}^R \delta_k(H, p)^2 - 2p(1-p) \sum_{k=1}^R \delta_k(H, p) g_{2,k}(p) \right\} \\
& \quad \times \sum_{(\mathbf{s}_1, \mathbf{s}_2) \in E_t} \Psi_H(\mathbf{\Pi}, (\boldsymbol{\alpha}_N)_{\mathbf{s}_1}) \Psi_H(\mathbf{\Pi}, (\boldsymbol{\alpha}_N)_{\mathbf{s}_2}). \tag{E.44}
\end{aligned}$$

Therefore, in the expression of (E.41), the term,  $\sum_{(\mathbf{s}_1, \mathbf{s}_2) \in E_t(j, k, \xi)} \Psi_H(\mathbf{\Pi}, (\boldsymbol{\alpha}_N)_{\mathbf{s}_1}) \Psi_H(\mathbf{\Pi}, (\boldsymbol{\alpha}_N)_{\mathbf{s}_2})$  is similar

to the term present in (E.25), we can say the following,

$$\frac{\mathbf{Var}\left(B_{2,N} - \tilde{B}_{2,N}\right)}{\mathbf{Var}(\tilde{B}_{2,N})} = \frac{O(N^{2R-2})}{N^{2R-1}} \rightarrow 0. \quad (\text{E.45})$$

The above step in (E.45), the asymptotic normality result in (E.40) and Lemma 5.4 can now be combined to claim that,  $B_{2,N}/\sqrt{\mathbf{Var}(B_{2,N})} \xrightarrow{d} N(0, 1)$ . Also note that the limiting relation in (E.45) and the argument used in the proof of Lemma 5.4 show that,  $\mathbf{Var}(B_{2,N})/\mathbf{Var}(\tilde{B}_{2,N}) \rightarrow 1$ . Finally, using (E.38) and Slutsky's theorem, we obtain

$$\frac{B_{2,N}}{N^{R-1/2}} = \frac{B_{2,N}}{\sqrt{\mathbf{Var}(B_{2,N})}} \cdot \sqrt{\frac{\mathbf{Var}(\tilde{B}_{2,N})}{N^{2R-1}}} \sqrt{\frac{\mathbf{Var}(B_{2,N})}{\mathbf{Var}(\tilde{B}_{2,N})}} \xrightarrow{d} N\left(0, \left[f(H, p) \sigma^{[2]}(H, p)\right]^2\right). \quad (\text{E.46})$$

Thus, combining (E.35), (E.46) and using Slutsky's theorem, we can claim that

$$N^{-R+1/2} \left( \frac{\hat{S}_N^{[2]}(H)}{f(H, p)} - S_N(H) \right) \xrightarrow{d} N\left(0, (\sigma^{[2]}(H, p))^2\right),$$

where  $(\sigma^{[2]}(H, p))^2$  defined in (3.13). □

#### 5.1.4 Proof of Theorem 3.5: CLT for estimated clustering coefficient

*Proof of the Theorem 3.5.* We use the Delta-method and multivariate CLT provided in Proposition 5.9 to prove this result. Note that, from the definition provided in (3.14) and (3.15), we can write (for both  $i = 1$  and  $i = 2$ ),

$$\hat{\Gamma}_N^{[i]} - \Gamma_N = \begin{cases} \frac{\hat{S}_N^{[i]}(\mathbb{K}_3)}{\hat{S}_N^{[i]}(\mathbb{K}_{1,2})} - \frac{S_N(\mathbb{K}_3)}{S_N(\mathbb{K}_{1,2})} & \text{if } S_N(\mathbb{K}_{1,2}) > 0 \text{ and } \hat{S}_N^{[i]}(\mathbb{K}_{1,2}) > 0, \\ 0 & \text{if } S_N(\mathbb{K}_{1,2}) = 0, \\ -\frac{S_N(\mathbb{K}_3)}{S_N(\mathbb{K}_{1,2})} & \text{if } S_N(\mathbb{K}_{1,2}) > 0 \text{ and } \hat{S}_N^{[i]}(\mathbb{K}_{1,2}) = 0. \end{cases}$$

Define the sets,  $D_{1,N} = [S_N(\mathbb{K}_{1,2}) = 0]$  and  $D_{2,N}^{[i]} = [\hat{S}_N^{[i]}(\mathbb{K}_{1,2}) = 0]$ , for each  $N \geq 1$ , and for  $i = 1, 2$ . Then, for any  $t \in \mathbb{R}$ ,

$$\begin{aligned} \mathbf{P}\left(\sqrt{N}\left(\hat{\Gamma}_N^{[i]} - \Gamma_N\right) \leq t\right) &= \mathbf{P}\left(\sqrt{N}\left(\hat{\Gamma}_N^{[i]} - \Gamma_N\right) \leq t \mid \left(D_{2,N}^{[i]}\right)^c \cap D_{1,N}^c\right) \mathbf{P}\left(\left(D_{2,N}^{[i]}\right)^c \cap D_{1,N}^c\right) \\ &\quad + \mathbf{P}\left(\sqrt{N}\left(\hat{\Gamma}_N^{[i]} - \Gamma_N\right) \leq t \mid D_{1,N}\right) \mathbf{P}\left(D_{1,N}\right) \\ &\quad + \mathbf{P}\left(\sqrt{N}\left(\hat{\Gamma}_N^{[i]} - \Gamma_N\right) \leq t \mid D_{1,N}^c \cap D_{2,N}^{[i]}\right) \mathbf{P}\left(D_{1,N}^c \cap D_{2,N}^{[i]}\right) \\ &\equiv r_{1,N}(t) + r_{2,N}(t) + r_{3,N}(t), \quad (\text{say}). \end{aligned} \quad (\text{E.47})$$

Consider the second term in (E.47). Note that,  $D_{1,N} \subseteq D_{2,N}^{[i]}$ , for both  $i = 1, 2$ , since zero wedges in the population network  $G_N$  will imply zero wedges will be observed in the induced (or ego-centric) subgraph.



Now, Proposition 5.9 shows that

$$\sqrt{N} \cdot \frac{\widehat{S}_N^{[i]}(\mathbb{K}_{1,2}) - \mathbf{E} \left[ \widehat{S}_N^{[i]}(\mathbb{K}_{1,2}) \right]}{N^3} \xrightarrow{d} N \left( 0, \left( \tau_{1,2}^{[i]} \right)^2 \right), \quad \text{for both } i = 1, 2, \quad (\text{E.48})$$

where,

$$\left( \tau_{1,2}^{[i]} \right)^2 = \begin{cases} p^3 (1-p) \sum_{u=1}^K \lambda_u \left( \sum_{v,w=1}^K (\pi_{u,w} + 2\pi_{v,w}) \pi_{u,v} \cdot \lambda_v \lambda_w \right)^2 & \text{if } i = 1, \\ p(1-p)^3 \sum_{u=1}^K \lambda_u \left( \sum_{v,w=1}^K (1+p) \pi_{u,w} + 2p\pi_{v,w} \right) \pi_{u,v} \cdot \lambda_v \lambda_w \right)^2 & \text{if } i = 2. \end{cases}$$

Due to assumption (A.2) and (A.3),  $\left( \tau_{1,2}^{[i]} \right)^2 \in (0, \infty)$ , for each  $i = 1, 2$ . Also note that  $N^{-3} \mathbf{E} \left( \widehat{S}_N^{[i]}(\mathbb{K}_{1,2}) \right) \rightarrow \mu_1^{[i]} \in (0, \infty)$  (see (E.52)). Thus,

$$\begin{aligned} \mathbf{P} \left( D_{2,N}^{[i]} \right) &= \mathbf{P} \left( \sqrt{N} \cdot \frac{\widehat{S}_N^{[i]}(\mathbb{K}_{1,2}) - \mathbf{E} \left( \widehat{S}_N^{[i]}(\mathbb{K}_{1,2}) \right)}{N^3} = -\sqrt{N} \cdot \frac{\mathbf{E} \left( \widehat{S}_N^{[i]}(\mathbb{K}_{1,2}) \right)}{N^3} \right) \\ &= \mathbf{P} \left( \sqrt{N} \cdot \frac{\widehat{S}_N^{[i]}(\mathbb{K}_{1,2}) - \mathbf{E} \left( \widehat{S}_N^{[i]}(\mathbb{K}_{1,2}) \right)}{N^3} = -\sqrt{N} \cdot \left( \mu_{1,2}^{[i]} + O \left( \frac{1}{N} \right) \right) \right) \\ &= \mathbf{P} \left( \sqrt{N} \cdot \frac{\widehat{S}_N^{[i]}(\mathbb{K}_{1,2}) - \mathbf{E} \left( \widehat{S}_N^{[i]}(\mathbb{K}_{1,2}) \right)}{N^3} \leq -\sqrt{N} \cdot \left( \mu_{1,2}^{[i]} + O \left( \frac{1}{N} \right) \right) \right) - \Phi \left( -\frac{\sqrt{N}}{\tau_{1,2}^{[i]}} \cdot \left( \mu_{1,2}^{[i]} + O \left( \frac{1}{N} \right) \right) \right) \\ &\quad - \left[ \mathbf{P} \left( \sqrt{N} \cdot \frac{\widehat{S}_N^{[i]}(\mathbb{K}_{1,2}) - \mathbf{E} \left( \widehat{S}_N^{[i]}(\mathbb{K}_{1,2}) \right)}{N^3} \leq -\sqrt{N} \cdot \left( \mu_{1,2}^{[i]} + O \left( \frac{1}{N} \right) \right) \right) \right. \\ &\quad \left. - \Phi \left( -\frac{\sqrt{N}}{\tau_{1,2}^{[i]}} \cdot \left( \mu_{1,2}^{[i]} + O \left( \frac{1}{N} \right) \right) \right) \right] \\ &\equiv e_{1,N} - e_{2,N}, \quad (\text{say}). \end{aligned}$$

Since (E.48) holds, it implies using Polya's theorem (see Lemma 8.2.6 of Athreya and Lahiri (2006))

$$\sup_{t \in \mathbb{R}} \left| \mathbf{P} \left( \sqrt{N} \cdot \frac{\widehat{S}_N^{[i]}(\mathbb{K}_{1,2}) - \mathbf{E} \left( \widehat{S}_N^{[i]}(\mathbb{K}_{1,2}) \right)}{N^3} \leq t \right) - \Phi \left( \frac{t}{\tau_{1,2}^{[i]}} \right) \right| \rightarrow 0, \quad \text{as } N \rightarrow \infty.$$

This implies,  $e_{1,N} \rightarrow 0$ , as  $N \rightarrow \infty$ . In order to handle  $e_{2,N}$ , we use Lemma 5.6 (with  $G$  being the standard normal cdf). This implies

$$\begin{aligned} &\sup_{t \in \mathbb{R}} \left| \mathbf{P} \left( \sqrt{N} \cdot \frac{\widehat{S}_N^{[i]}(\mathbb{K}_{1,2}) - \mathbf{E} \left( \widehat{S}_N^{[i]}(\mathbb{K}_{1,2}) \right)}{N^3} < t \right) - \Phi \left( \frac{t}{\tau_{1,2}^{[i]}} \right) \right| \\ &= \sup_{t \in \mathbb{R}} \left| \mathbf{P} \left( \sqrt{N} \cdot \frac{\widehat{S}_N^{[i]}(\mathbb{K}_{1,2}) - \mathbf{E} \left( \widehat{S}_N^{[i]}(\mathbb{K}_{1,2}) \right)}{N^3} \leq t \right) - \Phi \left( \frac{t}{\tau_{1,2}^{[i]}} \right) \right| \rightarrow 0, \quad \text{as } N \rightarrow \infty, \end{aligned}$$

which in turn ensures  $e_{2,N} \rightarrow 0$ . This shows that  $\mathbf{P}(D_{1,N}) \leq \mathbf{P}(D_{2,N}^{[i]}) \rightarrow 0$ , as  $N \rightarrow \infty$ , for each  $i = 1, 2$ .

This implies,  $r_{2,N}(t) \rightarrow 0$ , as  $N \rightarrow \infty$ , for each  $t \in \mathbb{R}$  (cf. (E.47)). It also shows that,  $\mathbf{P} \left( D_{1,N}^c \cap D_{2,N}^{[i]} \right) \leq$

$\mathbf{P} \left( D_{2,N}^{[i]} \right) \rightarrow 0$ , in the third term of (E.47), thereby ensuring that  $r_{3,N}(t) \rightarrow 0$ , for each  $t \in \mathbb{R}$ . Continuing from (E.47), now we can write

$$\begin{aligned}
& \mathbf{P} \left( \sqrt{N} \left( \widehat{\Gamma}_N^{[i]} - \Gamma_N \right) \leq t \right) = r_{1,N}(t) + o(1) \\
& = \mathbf{P} \left( \sqrt{N} \left( \widehat{\Gamma}_N^{[i]} - \Gamma_N \right) \leq t, \widehat{S}_N^{[i]}(\mathbb{K}_{1,2}) > 0, S_N(\mathbb{K}_{1,2}) > 0 \right) + o(1) \\
& = \mathbf{P} \left( \sqrt{N} \cdot \left[ \frac{\widehat{S}_N^{[i]}(\mathbb{K}_3)}{\widehat{S}_N^{[i]}(\mathbb{K}_{1,2})} - \frac{S_N(\mathbb{K}_3)}{S_N(\mathbb{K}_{1,2})} \right] \leq t, \widehat{S}_N^{[i]}(\mathbb{K}_{1,2}) > 0, S_N(\mathbb{K}_{1,2}) > 0 \right) + o(1) \\
& = \mathbf{P} \left( \sqrt{N} \cdot \left[ \frac{\widehat{S}_N^{[i]}(\mathbb{K}_3)}{\widehat{S}_N^{[i]}(\mathbb{K}_{1,2})} - \frac{S_N(\mathbb{K}_3)}{S_N(\mathbb{K}_{1,2})} \right] \leq t \right) + o(1) \quad (\text{using previous arguments}). \tag{E.49}
\end{aligned}$$

Now, we use the Delta method to obtain the limiting expression for the first term on the r.h.s. of the above expression. For each  $N \geq 1$ , define

$$\left. \begin{aligned}
\mathbf{X}_N^{[i]} &= \frac{1}{N^3} \left( \widehat{S}_N^{[i]}(\mathbb{K}_{1,2}), \widehat{S}_N^{[i]}(\mathbb{K}_3), S_N(\mathbb{K}_{1,2}), S_N(\mathbb{K}_3) \right)^T, \quad \text{and} \\
\boldsymbol{\mu}_N^{[i]} &= \mathbf{E} \left( \mathbf{X}_N^{[i]} \right) = \left( f^{[i]}(\mathbb{K}_{1,2}, p) \cdot \theta_{1,N}, f^{[i]}(\mathbb{K}_3, p) \cdot \theta_{2,N}, \theta_{1,N}, \theta_{2,N} \right)^T,
\end{aligned} \right\}, \quad \text{for } i = 1, 2, \tag{E.50}$$

where,

$$\begin{aligned}
f^{[i]}(\mathbb{K}_{1,2}, p) &= \begin{cases} p^3 & \text{if } i = 1, \\ p^2(1-p) + p & \text{if } i = 2, \end{cases} \quad \text{and} \quad f^{[i]}(\mathbb{K}_3, p) = \begin{cases} p^3 & \text{if } i = 1, \\ 3p^2(1-p) + p^3 & \text{if } i = 2, \end{cases} \tag{E.51} \\
\theta_{1,N} &= \frac{\mathbf{E}(S_N(\mathbb{K}_{1,2}))}{N^3}, \quad \text{and} \quad \theta_{2,N} = \frac{\mathbf{E}(S_N(\mathbb{K}_3))}{N^3}, \quad \text{for all } N \geq 1.
\end{aligned}$$

Also note that,

$$\boldsymbol{\mu}_N^{[i]} \rightarrow \boldsymbol{\mu}^{[i]} = \left( f^{[i]}(\mathbb{K}_{1,2}, p) \cdot \theta_1, f^{[i]}(\mathbb{K}_3, p) \cdot \theta_2, \theta_1, \theta_2 \right)^T, \quad \text{for } i = 1, 2, \tag{E.52}$$

where  $\theta_i$ ,  $i = 1, 2$ , are defined in (3.16). Define the sets  $\mathcal{A} = \{ (x, y, a, b)^T \in \mathbb{R}^4 : 0 \leq y \leq x, 0 \leq b \leq a, y \leq b, x \leq a \}$ ,  $\mathcal{A}^+ = \{ (x, y, a, b)^T \in \mathcal{A} : x, y, a, b > 0 \}$ . We consider a function  $g : \mathcal{A} \rightarrow \mathbb{R}$ , defined as

$$g(x, y, a, b) = \begin{cases} \frac{y-b}{x-a} & \text{if } (x, y, a, b)^T \in \mathcal{A}, x > 0 \text{ and } a > 0, \\ -\frac{b}{a} & \text{if } (x, y, a, b)^T \in \mathcal{A}, x = 0 \text{ and } a > 0, \\ 0 & \text{if } (x, y, a, b)^T \in \mathcal{A} \text{ and } a = 0. \end{cases} \tag{E.53}$$

For  $(x, y, a, b)^T \in \mathcal{A}^+$ ,

$$\nabla g(x, y, a, b) = \left( -\frac{y}{x^2}, \frac{1}{x}, \frac{b}{a^2}, -\frac{1}{a} \right)^T.$$

Thus  $(x, y, a, b)^T \mapsto \nabla g(x, y, a, b)$  consists of ratios of polynomials in each of the components, and the derivative vector will be a continuous map at  $(x, y, a, b)^T$  when  $(x, y, a, b)^T \in \mathcal{A}^+$ . Note that from the definition provided in (E.52), using the expression for  $f^{[i]}(\cdot, p)$  in (E.51) (and using Assumption (A.4)) and by noting that  $\theta_1, \theta_2 > 0$  (see (3.16)) it follows that  $\boldsymbol{\mu}^{[i]} \in \mathcal{A}^+$ . Further, there exists a  $\eta > 0$ , such that

$B(\boldsymbol{\mu}^{[i]}, \eta) \equiv \{(x, y, a, b)^T \in \mathcal{A} : \|x, y, a, b)^T - \boldsymbol{\mu}^{[i]}\| < \eta\} \subset \text{int}(\mathcal{A}^+)$ , for both  $i = 1, 2$ , where  $\text{int}(A)$  denotes the interior of a set  $A$ . Hence, all components of the derivative map  $\nabla g(x, y, a, b)$  are continuous at each  $(x, y, a, b)^T \in B(\boldsymbol{\mu}^{[i]}, \eta)$ . This implies,  $g$  is continuously differentiable in a small neighbourhood around  $\boldsymbol{\mu}^{[i]}$ , for both  $i = 1, 2$ . We also know from Proposition 5.9, that  $\sqrt{N} \left( \mathbf{X}_N^{[i]} - \boldsymbol{\mu}_N^{[i]} \right)$  converges to a Gaussian limiting distribution with mean zero and covariance matrix  $\Delta^{[i]}$  for each  $i = 1, 2$ . We can now use Theorem 3.8 of van der Vaart (1998) along with the convergence statement in (E.52) and the continuity of  $\nabla g(\cdot)$  in a neighbourhood of  $\boldsymbol{\mu}^{[i]}$  to claim that

$$\sqrt{N} \left( g(\mathbf{X}_N^{[i]}) - g(\boldsymbol{\mu}_N^{[i]}) \right) \xrightarrow{d} N \left( 0, (\tau^{[i]}(p))^2 \right), \quad (\tau^{[i]}(p))^2 = \left( \nabla g \left( \boldsymbol{\mu}^{[i]} \right) \right)^T \Delta^{[i]} \left( \nabla g \left( \boldsymbol{\mu}^{[i]} \right) \right), \text{ for } i = 1, 2.$$

The exact expression for  $\tau^{[i]}(p)$ ,  $i = 1, 2$ , are provided in (3.18) and (3.19) respectively. Now, for large enough  $N$ ,  $\boldsymbol{\mu}_N^{[i]} \in \mathcal{A}^+$ , for  $i = 1, 2$ . Hence, by substituting values obtained in (E.50) and (E.51) we get

$$g \left( \boldsymbol{\mu}_N^{[1]} \right) = 0.$$

This implies,

$$\sqrt{N} \left( g(\mathbf{X}_N^{[1]}) - g(\boldsymbol{\mu}_N^{[1]}) \right) = \sqrt{N} \left( \hat{\Gamma}_N^{[1]} - \Gamma_N \right) \xrightarrow{d} N \left( 0, (\tau^{[1]}(p))^2 \right).$$

However, for  $i = 2$ , and large enough  $N$ , we get (from (E.50), (E.51) and (E.52)),

$$\sqrt{N} \left( g(\boldsymbol{\mu}_N^{[2]}) - g(\boldsymbol{\mu}^{[2]}) \right) = -\frac{(1-p)^2}{p(1-p)+1} \cdot \sqrt{N} \cdot \begin{bmatrix} \theta_{2,N} \\ \theta_{1,N} - \theta_1 \end{bmatrix}.$$

We know,  $N^{-3}\theta_{j,N} \rightarrow \theta_j$ , where  $\theta_j$ ,  $j = 1, 2$ , are defined in (3.16). One can check that,  $\theta_{j,N} = \theta_j + O(1/N)$ , for  $j = 1, 2$ . Thus, by expanding  $\{\theta_1 + O(1/N)\}^{-1}$ , we can write

$$\sqrt{N} \cdot \begin{bmatrix} \theta_{2,N} \\ \theta_{1,N} - \theta_1 \end{bmatrix} = O \left( \frac{1}{\sqrt{N}} \right),$$

This implies,  $\sqrt{N} \left( g(\boldsymbol{\mu}_N^{[2]}) - g(\boldsymbol{\mu}^{[2]}) \right) = o(1)$ . Hence,

$$\begin{aligned} \sqrt{N} \left( g(\mathbf{X}_N^{[2]}) - g(\boldsymbol{\mu}_N^{[2]}) \right) &= \sqrt{N} \left( \hat{\Gamma}_N^{[2]} - \Gamma_N - g(\boldsymbol{\mu}^{[2]}) \right) + \sqrt{N} \left( g(\boldsymbol{\mu}^{[2]}) - g(\boldsymbol{\mu}_N^{[2]}) \right) \\ &= \sqrt{N} \left( \hat{\Gamma}_N^{[2]} - \Gamma_N - \left\{ -\frac{(1-p)^2}{p(1-p)+1} \cdot \frac{\theta_2}{\theta_1} \right\} \right) + o(1) \\ &\xrightarrow{d} N \left( 0, (\tau^{[2]}(p))^2 \right). \end{aligned}$$

This completes the proof. □

### 5.1.5 Proof of Theorem 3.6: CLT in the sparse SBM setup

*Proof of Theorem 3.6.* Consider the edge probability matrix  $\boldsymbol{\Pi}_N$  defined in (3.22) which satisfies assumption (A.2<sup>†</sup>) (cf. (3.23)). As a result,

$$\lim_{N \rightarrow \infty} \Psi_H \left( N^\beta \cdot \boldsymbol{\Pi}_N, \mathbf{u} \right) = \Psi_H \left( \mathbf{C}, \mathbf{u} \right), \text{ for any } \mathbf{u} \notin [K]^R. \quad (\text{E.54})$$

Consider the induced subgraph sampling scheme. Let  $H$  be a simple, fixed, undirected and connected graph, with  $|V(H)| = R$  and  $|E(H)| = T$ . Consider the pivotal quantity provided in the l.h.s. of (3.27). We can split it into two parts, similar to the split provided in (E.14) (see proof of Theorem 3.1), and write these two terms as  $L_{1,N}(H)$  and  $L_{2,N}(H)$  respectively, where

$$\begin{aligned} L_{1,N}(H) &= \sum_{\mathbf{s} \in [N]_R} \left( \frac{\Psi_H(\mathbf{U}_N^{[1]}, \mathbf{s})}{p^R} - 1 \right) \cdot [\Psi_H(\mathbf{Y}_N, \mathbf{s}) - \Psi_H(\mathbf{\Pi}_N, (\boldsymbol{\alpha}_N)_{\mathbf{s}})], \quad \text{and} \\ L_{2,N}(H) &= \sum_{\mathbf{s} \in [N]_R} \left( \frac{\Psi_H(\mathbf{U}_N^{[1]}, \mathbf{s})}{p^R} - 1 \right) \cdot \Psi_H(\mathbf{\Pi}_N, (\boldsymbol{\alpha}_N)_{\mathbf{s}}). \end{aligned} \quad (\text{E.55})$$

Initially we will attempt to find a sequence  $\{a_N : N \geq 1\}$  such that  $(a_N)^{-1} \cdot L_{2,N}(H)$  will converge in law to a limiting normal distribution. We will then try to find conditions under which  $a_N^{-1} L_{1,N}(H)$  will converge in probability to zero. Initially we consider the Hájek projection  $\tilde{L}_{2,N}(H)$  of  $L_{2,N}(H)$ , which is same as the expression obtained in (E.20). Thus,

$$\tilde{L}_{2,N}(H) = \sum_{s_1=1}^N \left( \frac{W_{N,s_1}}{p} - 1 \right) \left( \sum_{k=1}^R \sum_{(\mathbf{s})^{(1)} \in [[N] \setminus \{s_1\}]_{R-1}} \Psi_H(\mathbf{\Pi}_N, (\boldsymbol{\alpha}_N)_{\mathbf{v}^{[k]}(\mathbf{s})}) \right). \quad (\text{E.56})$$

From (E.56), using  $\mathbf{E}(\tilde{L}_{2,N}) = 0$ , and using expression (E.21), we obtain

$$\begin{aligned} &\mathbf{Var} \left( a_N^{-1} \cdot \tilde{L}_{2,N}(H) \right) \\ &= \frac{N^{2R-1}}{a_N^2} \left( \frac{1}{p} - 1 \right) \sum_{u_1=1}^K \lambda_{N,u_1} \left( \sum_{(\mathbf{u})^{(1)} \in [K]^{R-1}} \sum_{k=1}^R \Psi_H(\mathbf{\Pi}_N, \mathbf{v}^{[k]}(\mathbf{u})) \left( \prod_{i=2}^R \lambda_{N,u_i} + O\left(\frac{1}{N}\right) \right) \right)^2 \\ &= \frac{N^{2R-1-2T\beta}}{a_N^2} \left( \frac{1}{p} - 1 \right) \sum_{u_1=1}^K \lambda_{N,u_1} \left( \sum_{(\mathbf{u})^{(1)} \in [K]^{R-1}} \sum_{k=1}^R \Psi_H(N^\beta \cdot \mathbf{\Pi}_N, \mathbf{v}^{[k]}(\mathbf{u})) \left( \prod_{i=2}^R \lambda_{N,u_i} + O\left(\frac{1}{N}\right) \right) \right)^2. \end{aligned}$$

Now, if we consider

$$a_N = N^{R-1/2-T\beta}, \quad \text{for all } N \geq 1,$$

then the using (E.54), above variance has the finite limit of the form,

$$\mathbf{Var} \left( \frac{\tilde{L}_{2,N}(H)}{N^{R-1/2-T\beta}} \right) \rightarrow \left( \frac{1}{p} - 1 \right) \sum_{u_1=1}^K \lambda_{u_1} \left( \sum_{(\mathbf{u})^{(1)} \in [K]^{R-1}} \sum_{k=1}^R \Psi_H(\mathbf{C}, \mathbf{v}^{[k]}(\mathbf{u})) \prod_{i=2}^R \lambda_{u_i} \right)^2. \quad (\text{E.57})$$

Now,  $a_N^{-1} \tilde{L}_{2,N}(H)$  is a weighted sum of centered independent random variables  $(p^{-1} W_{N,s_1} - 1)$ , with non-random weights,

$$a_{s_1,N} = \frac{1}{N^{R-1/2-T\beta}} \left( \sum_{k=1}^R \sum_{(\mathbf{s})^{(1)} \in [[N] \setminus \{s_1\}]_{R-1}} \Psi_H(\mathbf{\Pi}_N, (\boldsymbol{\alpha}_N)_{\mathbf{v}^{[k]}(\mathbf{s})}) \right), \quad \text{for all } 1 \leq s_1 \leq N \text{ (see (E.56)).}$$

Therefore, from expression (E.23),

$$\max_{1 \leq s_1 \leq N} |a_{s_1,N}| = \frac{K}{\sqrt{N}} \sum_{(\mathbf{u})^{(1)} \in [K]^{R-1}} \sum_{k=1}^R \Psi_H(N^\beta \cdot \mathbf{\Pi}_N, \mathbf{v}^{[k]}(\mathbf{u})) \left( \prod_{i=2}^R \lambda_{N,u_i} + O\left(\frac{1}{N}\right) \right) \rightarrow 0,$$

due to the assumption (A.2<sup>†</sup>) and (A.3). Thus, the sufficient conditions stated in Lemma 5.5 hold, and it implies

$$\frac{\tilde{L}_{2,N}(H)}{a_N} \xrightarrow{d} N \left( 0, \left( \tau^{[1]}(H, p) \right)^2 \right), \quad \text{where,}$$

$$\left( \tau^{[1]}(H, p) \right)^2 = \left( \frac{1}{p} - 1 \right) \sum_{u_1=1}^K \lambda_{u_1} \left( \sum_{(\mathbf{u})^{(1)} \in [K]^{R-1}} \sum_{k=1}^R \Psi_H(\mathbf{C}, \mathbf{v}^{[k]}(\mathbf{u})) \prod_{i=2}^R \lambda_{u_i} \right)^2.$$

Also  $\tau^{[1]}(H, p) > 0$ , as per the assumption (A.2<sup>†</sup>) and by using the argument provided in Lemma 5.3. Next, we will show that  $\mathbf{Var} \left( \tilde{L}_{2,N}(H) - L_{2,N}(H) \right) = o \left( \mathbf{Var} \left( \tilde{L}_{2,N}(H) \right) \right)$ . From the expression (E.25), we get the following,

$$\begin{aligned} & \mathbf{Var}(\tilde{L}_{2,N}(H) - L_{2,N}(H)) \\ &= \sum_{t=2}^R \left[ \left( \frac{1}{p^t} - 1 \right) - t \left( \frac{1}{p} - 1 \right) \right] \left( N^{2R-t} \sum_{\mathbf{j}, \mathbf{k} \in [R]_t} \sum_{\xi \in \mathcal{S}_t} \sum_{\mathbf{u}, \mathbf{v} \in [K]^R} \Psi_H(\mathbf{\Pi}_N, \mathbf{u}) \Psi_H(\mathbf{\Pi}_N, \mathbf{v}) \prod_{r=1}^t \mathbf{1}(u_{j_r} = v_{k_{\xi(r)}}) \right. \\ & \quad \left. \times \left\{ \prod_{r=1}^t \lambda_{N, u_{j_r}} \prod_{j \in [R] \setminus A(\mathbf{j})} \lambda_{N, u_j} \cdot \prod_{k \in [R] \setminus A(\mathbf{k})} \lambda_{N, v_k} + O\left(\frac{1}{N}\right) \right\} \right) \\ &= \sum_{t=2}^R \left[ \left( \frac{1}{p^t} - 1 \right) - t \left( \frac{1}{p} - 1 \right) \right] \left( N^{2R-t-2T\beta} \sum_{\mathbf{j}, \mathbf{k} \in [R]_t} \sum_{\xi \in \mathcal{S}_t} \sum_{\mathbf{u}, \mathbf{v} \in [K]^R} \Psi_H(N^\beta \mathbf{\Pi}_N, \mathbf{u}) \Psi_H(N^\beta \mathbf{\Pi}_N, \mathbf{v}) \right. \\ & \quad \left. \times \prod_{r=1}^t \mathbf{1}(u_{j_r} = v_{k_{\xi(r)}}) \left\{ \prod_{r=1}^t \lambda_{N, u_{j_r}} \prod_{j \in [R] \setminus A(\mathbf{j})} \lambda_{N, u_j} \cdot \prod_{k \in [R] \setminus A(\mathbf{k})} \lambda_{N, v_k} + O\left(\frac{1}{N}\right) \right\} \right) \\ &\leq N^{2R-2-2T\beta} \sum_{t=2}^R \left[ \left( \frac{1}{p^t} - 1 \right) - t \left( \frac{1}{p} - 1 \right) \right] \left( \frac{1}{N^{t-2}} \sum_{\mathbf{j}, \mathbf{k} \in [R]_t} \sum_{\xi \in \mathcal{S}_t} \sum_{\mathbf{u}, \mathbf{v} \in [K]^R} \left( N^\beta \cdot \max_{1 \leq i \leq K} \pi_{i,i}^N \right)^{2T} \right. \\ & \quad \left. \times \prod_{r=1}^t \mathbf{1}(u_{j_r} = v_{k_{\xi(r)}}) \left\{ \prod_{r=1}^t \lambda_{N, u_{j_r}} \prod_{j \in [R] \setminus A(\mathbf{j})} \lambda_{N, u_j} \cdot \prod_{k \in [R] \setminus A(\mathbf{k})} \lambda_{N, v_k} + O\left(\frac{1}{N}\right) \right\} \right). \end{aligned}$$

Using (E.57) and the fact that  $\tau^{[1]}(H, p) \in (0, \infty)$ , we get  $\mathbf{Var} \left( \tilde{L}_{2,N}(H) \right) \sim N^{2R-1-2T\beta}$ . The above argument now implies,  $\mathbf{Var}(\tilde{L}_{2,N}(H) - L_{2,N}(H)) = O(N^{2R-2-2T\beta}) = o(N^{2R-1-2T\beta})$ . Hence, using Lemma 5.4 it follows that,

$$N^{-R+1/2+T\beta} L_{2,N}(H) \xrightarrow{d} N \left( 0, \left( \tau^{[1]}(H, p) \right)^2 \right).$$

Now, we will show that  $N^{-R+1/2+T\beta} \cdot L_{1,N}(H) = o_p(1)$ . Note,  $\mathbf{E}(L_{1,N}(H)) = 0$  and  $\mathbf{Var}(L_{1,N}(H))$  has an expression which is similar to (E.17). Also note that, as per assumption (A.2<sup>†</sup>), there exists some  $c \in (0, \infty)$ , such that,  $N^\beta \max_{1 \leq i \leq K} \pi_{i,i}^N \rightarrow c$ , as  $N \rightarrow \infty$ . Thus,  $N^\beta \max_{1 \leq i \leq K} \pi_{i,i}^N \leq \max\{1, 2c\} \equiv c_\star$  (say), for large enough  $N$ . Now, using similar arguments as those used in the proof of Theorem 3.1, we get

$$\begin{aligned} & \mathbf{Var}(L_{1,N}(H)) \\ &= \sum_{t=2}^R \sum_{\mathbf{j}, \mathbf{k} \in [R]_t} \sum_{\xi \in \mathcal{S}_t} \sum_{(\mathbf{s}_1, \mathbf{s}_2) \in E_t(\mathbf{j}, \mathbf{k}, \xi)} \sum_{\mathbf{u}, \mathbf{v} \in [K]^R} \tilde{\Psi}_{H_1 \cup H_2}(\mathbf{\Pi}_N, \mathbf{u}_{1 \cup 2}) (1 - \tilde{\Psi}_{H_1 \cap H_2}(\mathbf{\Pi}_N, (\mathbf{u})_{\mathbf{j}})) \prod_{r=1}^t \mathbf{1}(u_{j_r} = v_{k_{\xi(r)}}) \end{aligned}$$

$$\begin{aligned}
& \times \left\{ \prod_{r=1}^t \mathbf{1}(\alpha_{a_r} = u_{j_r}) \prod_{j \in [R] \setminus A(\mathbf{j})} \mathbf{1}(\alpha_{s_{1,j}} = u_j) \prod_{k \in [R] \setminus A(\mathbf{k})} \mathbf{1}(\alpha_{s_{2,k}} = v_k) \right\} \\
& = \sum_{t=2}^R \sum_{\mathbf{j}, \mathbf{k} \in [R]_t} \sum_{\xi \in \mathcal{S}_t} \sum_{(s_1, s_2) \in E_t(\mathbf{j}, \mathbf{k}, \xi)} \sum_{\mathbf{u}, \mathbf{v} \in [K]^R} N^{-\beta(2T - |E(H_1) \cap E(H_2)|)} \tilde{\Psi}_{H_1 \cup H_2} (N^\beta \mathbf{\Pi}_N, \mathbf{u}_{1 \cup 2}) \\
& \times \left( 1 - \tilde{\Psi}_{H_1 \cup H_2} (\mathbf{\Pi}_N, (\mathbf{u})_{\mathbf{j}}) \right) \prod_{r=1}^t \mathbf{1}(u_{j_r} = v_{k_{\xi(r)}}) \\
& \times \left\{ \prod_{r=1}^t \mathbf{1}(\alpha_{a_r} = u_{j_r}) \prod_{j \in [R] \setminus A(\mathbf{j})} \mathbf{1}(\alpha_{s_{1,j}} = u_j) \prod_{k \in [R] \setminus A(\mathbf{k})} \mathbf{1}(\alpha_{s_{2,k}} = v_k) \right\} \\
& \leq \sum_{t=2}^R \sum_{\mathbf{j}, \mathbf{k} \in [R]_t} \sum_{\xi \in \mathcal{S}_t} \sum_{(s_1, s_2) \in E_t(\mathbf{j}, \mathbf{k}, \xi)} \sum_{\mathbf{u}, \mathbf{v} \in [K]^R} N^{-\beta(2T - |E(H_1) \cap E(H_2)|)} \left( N^\beta \cdot \max_{1 \leq i \leq K} \pi_{i,i}^N \right)^{|E(H_1) \cup E(H_2)|} \\
& \prod_{r=1}^t \mathbf{1}(u_{j_r} = v_{k_{\xi(r)}}) \left\{ \prod_{r=1}^t \mathbf{1}(\alpha_{a_r} = u_{j_r}) \prod_{j \in [R] \setminus A(\mathbf{j})} \mathbf{1}(\alpha_{s_{1,j}} = u_j) \prod_{k \in [R] \setminus A(\mathbf{k})} \mathbf{1}(\alpha_{s_{2,k}} = v_k) \right\} \\
& \leq c_\star^{2T} \cdot \sum_{t=2}^R \sum_{\mathbf{j}, \mathbf{k} \in [R]_t} \sum_{\xi \in \mathcal{S}_t} \sum_{(s_1, s_2) \in E_t(\mathbf{j}, \mathbf{k}, \xi)} \sum_{\mathbf{u}, \mathbf{v} \in [K]^R} N^{-\beta(2T - |E(H_1) \cap E(H_2)|)} \\
& \times \prod_{r=1}^t \mathbf{1}(u_{j_r} = v_{k_{\xi(r)}}) \left\{ \prod_{r=1}^t \mathbf{1}(\alpha_{a_r} = u_{j_r}) \prod_{j \in [R] \setminus A(\mathbf{j})} \mathbf{1}(\alpha_{s_{1,j}} = u_j) \prod_{k \in [R] \setminus A(\mathbf{k})} \mathbf{1}(\alpha_{s_{2,k}} = v_k) \right\}. \tag{E.58}
\end{aligned}$$

Recall the definition of  $f_1(t, H)$  from (E.87). Then from (E.58), we get,

$$\begin{aligned}
\text{Var} \left( \frac{L_{1,N}(H)}{N^{R-1/2-T\beta}} \right) & \leq c_\star^{2T} \cdot \sum_{t=2}^R \sum_{\mathbf{j}, \mathbf{k} \in [R]_t} \sum_{\xi \in \mathcal{S}_t} \sum_{\mathbf{u}, \mathbf{v} \in [K]^R} \frac{N^{-\beta(2T - f_1(t, H))}}{N^{2R-1-2T\beta}} \prod_{r=1}^t \mathbf{1}(u_{j_r} = v_{k_{\xi(r)}}) \\
& \times \sum_{(s_1, s_2) \in E_t(\mathbf{j}, \mathbf{k}, \xi)} \left\{ \prod_{r=1}^t \mathbf{1}(\alpha_{a_r} = u_{j_r}) \prod_{j \in [R] \setminus A(\mathbf{j})} \mathbf{1}(\alpha_{s_{1,j}} = u_j) \prod_{k \in [R] \setminus A(\mathbf{k})} \mathbf{1}(\alpha_{s_{2,k}} = v_k) \right\} \\
& = c_\star^{2T} \cdot \sum_{t=2}^R \sum_{\mathbf{j}, \mathbf{k} \in [R]_t} \sum_{\xi \in \mathcal{S}_t} \sum_{\mathbf{u}, \mathbf{v} \in [K]^R} \frac{N^{2R-t-\beta(2T - f_1(t, H))}}{N^{2R-1-2T\beta}} \prod_{r=1}^t \mathbf{1}(u_{j_r} = v_{k_{\xi(r)}}) \\
& \times \left\{ \prod_{r=1}^t \lambda_{N, a_r} \prod_{j \in [R] \setminus A(\mathbf{j})} \lambda_{N, u_j} \prod_{k \in [R] \setminus A(\mathbf{k})} \lambda_{N, v_k} + O\left(\frac{1}{N}\right) \right\}.
\end{aligned}$$

The bound on the r.h.s. above converges to zero if

$$0 < \beta < c(H) = \min \left\{ \frac{1}{f_1(2, H)}, \dots, \frac{R-1}{f_1(R, H)} \right\}, \quad (\text{see (3.26)}). \tag{E.59}$$

This implies  $L_{1,N}(H) = o_p(N^{-R+1/2+T\beta})$ . Combining this with previous steps we complete the proof of the theorem.  $\square$

### 5.1.6 Statement and proof of Lemma 5.1: a result which is used in proving Theorem 3.1

**Lemma 5.1.** *Let  $H$  be a fixed, undirected, simple and connected graph with  $V(H) = \{1, \dots, R\}$  and edge set  $E(H) \subseteq V(H)^2$ , where  $R \geq 2$ , is a fixed positive integer. For each  $t \in \{0, 1, \dots, R\}$  define the collection of*

ordered pairs of vectors

$$E_t = \{ (\mathbf{s}_1, \mathbf{s}_2) : \mathbf{s}_1, \mathbf{s}_2 \in [N]_R, R_{1 \cap 2} = |A(\mathbf{s}_1) \cap A(\mathbf{s}_2)| = t \}. \quad (\text{E.60})$$

Then,

$$\frac{1}{N^{2R-1}} \sum_{(\mathbf{s}_1, \mathbf{s}_2) \in E_t} \mathbf{cov}(\Psi_H(\mathbf{Y}_N, \mathbf{s}_1), \Psi_H(\mathbf{Y}_N, \mathbf{s}_2)) \rightarrow 0, \quad (\text{E.61})$$

where  $\Psi_H(\mathbf{Y}_N, \mathbf{s}_i)$ ,  $i = 1, 2$ , are defined as per (E.10).

*Proof of Lemma 5.1.* We start with the case of  $t = 0$ . As  $\mathbf{s}_1, \mathbf{s}_2 \in E_0$ , it implies, the collections of random variables  $\{Y_{s_1, i, s_1, j} : 1 \leq i \neq j \leq R\}$  and  $\{Y_{s_2, i, s_2, j} : 1 \leq i \neq j \leq R\}$  do not have any overlap and these two collections are independent, as per the assumptions of the SBM (see (2.3)). This implies, the sum (in the l.h.s. of (E.61)) over  $E_0$  is zero.

If  $\mathbf{s}_1, \mathbf{s}_2 \in E_1$ , there exists one common component between  $\mathbf{s}_1$  and  $\mathbf{s}_2$ . Suppose,  $A(\mathbf{s}_1) \cap A(\mathbf{s}_2) = \{a\}$ , for some  $a \in [N]$ . Then, edge independence in SBM implies  $Y_{a, s_1, j}$  and  $Y_{a, s_2, j}$  are independent for  $j = 2, \dots, R$ , which leads to conclusion in (E.61) for  $t = 1$ .

Now we consider the case where  $R_{1 \cap 2} = t \in \{2, \dots, R\}$ . Thus, there are  $t$  common elements between  $\mathbf{s}_1$  and  $\mathbf{s}_2$ . Fix any  $\mathbf{j} = (j_1, \dots, j_t)^T \in [R]_t$  and  $\mathbf{k} = (k_1, \dots, k_t)^T \in [R]_t$ , where  $\mathbf{j}$  and  $\mathbf{k}$  denote the positions at which the common elements appear within  $\mathbf{s}_1$  and  $\mathbf{s}_2$  respectively. As per earlier convention (see (E.7)), we assume,  $1 \leq j_1 < \dots < j_t \leq R$  and  $1 \leq k_1 < \dots < k_t \leq R$ . Consider the set  $[t] = \{1, \dots, t\}$ , and define

$$\mathcal{S}_t = \{ \xi : [t] \rightarrow \{1, \dots, t\} \mid \xi \text{ is a permutation of } \{1, \dots, t\} \}, \quad (\text{E.62})$$

as the collection of all possible permutations of  $\{1, \dots, t\}$ . Note  $|\mathcal{S}_t| = t!$ . For each fixed  $\mathbf{j}, \mathbf{k} \in [R]_t$  and any permutation  $\xi \in \mathcal{S}_t$ , define the following subsets of  $E_t$  (see (E.60)),

$$\begin{aligned} E_t(\mathbf{j}, \mathbf{k}) &= \left\{ (\mathbf{s}_1, \mathbf{s}_2) : \mathbf{s}_1, \mathbf{s}_2 \in E_t, A(\mathbf{s}_1)_{\mathbf{j}} = A(\mathbf{s}_2)_{\mathbf{k}} \right\}, \quad \text{and} \\ E_t(\mathbf{j}, \mathbf{k}, \xi) &= \left\{ (\mathbf{s}_1, \mathbf{s}_2) : \mathbf{s}_1, \mathbf{s}_2 \in E_t, s_{1, j_1} = s_{2, k_{\xi(1)}}, \dots, s_{1, j_t} = s_{2, k_{\xi(t)}} \right\}. \end{aligned} \quad (\text{E.63})$$

For a fixed  $t \in \{2, \dots, R\}$ , the sets  $E_t(\mathbf{j}, \mathbf{k})$  and  $E_t(\mathbf{j}', \mathbf{k}')$  are disjoint if,  $\mathbf{j} \neq \mathbf{j}'$  or  $\mathbf{k} \neq \mathbf{k}'$ . Also note that,

$$E_t = \bigcup_{\mathbf{j}, \mathbf{k} \in [R]_t} E_t(\mathbf{j}, \mathbf{k}) \quad \text{and} \quad E_t(\mathbf{j}, \mathbf{k}) = \bigcup_{\xi \in \mathcal{S}_t} E_t(\mathbf{j}, \mathbf{k}, \xi).$$

Fix any  $(\mathbf{s}_1, \mathbf{s}_2) \in E_t(\mathbf{j}, \mathbf{k}, \xi)$  and write,  $\mathbf{s}_i = (s_{i,1}, \dots, s_{i,R})^T \in [N]_R$ , for  $i = 1, 2$ . Let  $A(\mathbf{s}_1) \cap A(\mathbf{s}_2) = \{a_1, \dots, a_t\}$ , where  $a_i$ 's are distinct and  $a_i \in [N]$  for each  $i = 1, \dots, t$ . For any  $\mathbf{j} = (j_1, \dots, j_t)^T \in [R]_t$  and  $\mathbf{k} = (k_1, \dots, k_t)^T \in [R]_t$ , we write  $A(\mathbf{j}) = \{j_1, \dots, j_t\}$ , and  $A(\mathbf{k}) = \{k_1, \dots, k_t\}$ . For simplicity of notation, we will write the product,

$$\prod_{j \in [R] \setminus \{j_1, \dots, j_t\}} \equiv \prod_{j \in [R] \setminus A(\mathbf{j})},$$

and similarly for the case of the product over  $k \in [R] \setminus \{k_1, \dots, k_t\}$ . Consider two simple, connected graphs  $H_1$  and  $H_2$  with  $V(H_i) = A(\mathbf{s}_i)$ , for  $i = 1, 2$ . Also assume,  $H_1$  and  $H_2$  are both isomorphic to  $H$ , i.e.,

$H_i \simeq H$ , for  $i = 1, 2$ . Then, the covariance term in the l.h.s of (E.61) can be written as,

$$\begin{aligned}
& \text{cov}(\Psi_H(\mathbf{Y}_N, \mathbf{s}_1), \Psi_H(\mathbf{Y}_N, \mathbf{s}_2)) \\
&= \mathbf{E}(\Psi_H(\mathbf{Y}_N, \mathbf{s}_1) \Psi_H(\mathbf{Y}_N, \mathbf{s}_2)) - \mathbf{E}(\Psi_H(\mathbf{Y}_N, \mathbf{s}_1)) \mathbf{E}(\Psi_H(\mathbf{Y}_N, \mathbf{s}_2)) \\
&= \mathbf{E}\left(\tilde{\Psi}_{H_1 \cup H_2}(\mathbf{Y}_N, \mathbf{s}_{1 \cup 2})\right) - \mathbf{E}(\tilde{\Psi}_{H_1 \cup H_2}(\mathbf{Y}_N, \mathbf{s}_1)) \mathbf{E}(\tilde{\Psi}_{H_1 \cup H_2}(\mathbf{Y}_N, \mathbf{s}_2)) \quad (\text{cf. (E.8), (E.9) and (E.11)}), \\
&= \tilde{\Psi}_{H_1 \cup H_2}(\mathbf{\Pi}, (\boldsymbol{\alpha}_N)_{\mathbf{s}_{1 \cup 2}}) - \tilde{\Psi}_{H_1 \cup H_2}(\mathbf{\Pi}, (\boldsymbol{\alpha}_N)_{\mathbf{s}_1}) - \tilde{\Psi}_{H_1 \cup H_2}(\mathbf{\Pi}, (\boldsymbol{\alpha}_N)_{\mathbf{s}_2}) \\
&= \tilde{\Psi}_{H_1 \cup H_2}(\mathbf{\Pi}, (\boldsymbol{\alpha}_N)_{\mathbf{s}_{1 \cup 2}}) (1 - \tilde{\Psi}_{H_1 \cap H_2}(\mathbf{\Pi}, (\boldsymbol{\alpha}_N)_{\mathbf{s}_1}) - \tilde{\Psi}_{H_1 \cap H_2}(\mathbf{\Pi}, (\boldsymbol{\alpha}_N)_{\mathbf{s}_2})) \\
&= \sum_{\mathbf{u}, \mathbf{v} \in [K]^R} \tilde{\Psi}_{H_1 \cup H_2}(\mathbf{\Pi}, \mathbf{u}_{1 \cup 2}) (1 - \tilde{\Psi}_{H_1 \cap H_2}(\mathbf{\Pi}, (\mathbf{u})_{\mathbf{j}})) \\
&\quad \times \left\{ \prod_{r=1}^t \mathbf{1}(\alpha_{a_r} = u_{j_r}) \prod_{j \in [R] \setminus A(\mathbf{j})} \mathbf{1}(\alpha_{s_{1,j}} = u_j) \prod_{r=1}^t \mathbf{1}(\alpha_{a_r} = v_{k_{\xi(r)}}) \prod_{k \in [R] \setminus A(\mathbf{k})} \mathbf{1}(\alpha_{s_{2,k}} = v_k) \right\}, \quad (\text{E.64})
\end{aligned}$$

where,  $\mathbf{u}_{1 \cup 2} = (u_{1 \cup 2, 1}, \dots, u_{1 \cup 2, 2R-t})^T = (\mathbf{u}^T, (\mathbf{v})_{\mathbf{m}}^T)^T \in [K]^{2R-t}$ , where  $\mathbf{m} = (m_1, \dots, m_{R-t})^T$  with  $m_i \in [R] \setminus A(\mathbf{k})$ . The term

$$\tilde{\Psi}_{H_1 \cup H_2}(\mathbf{\Pi}, \mathbf{u}_{1 \cup 2}) (1 - \tilde{\Psi}_{H_1 \cap H_2}(\mathbf{\Pi}, (\mathbf{u})_{\mathbf{j}})) \in [0, 1],$$

due to assumption (A.2). Then, using (E.64), we get

$$\begin{aligned}
& \sum_{(\mathbf{s}_1, \mathbf{s}_2) \in E_t} \text{cov}(\Psi_H(\mathbf{Y}_N, \mathbf{s}_1), \Psi_H(\mathbf{Y}_N, \mathbf{s}_2)) \\
&= \sum_{\mathbf{j}, \mathbf{k} \in [R]_t} \sum_{\xi \in \mathcal{S}_t} \sum_{(\mathbf{s}_1, \mathbf{s}_2) \in E_t(\mathbf{j}, \mathbf{k}, \xi)} \sum_{\mathbf{u}, \mathbf{v} \in [K]^R} \tilde{\Psi}_{H_1 \cup H_2}(\mathbf{\Pi}, \mathbf{u}_{1 \cup 2}) (1 - \tilde{\Psi}_{H_1 \cap H_2}(\mathbf{\Pi}, (\mathbf{u})_{\mathbf{j}})) \\
&\quad \times \left\{ \prod_{r=1}^t \mathbf{1}(\alpha_{a_r} = u_{j_r}) \prod_{j \in [R] \setminus A(\mathbf{j})} \mathbf{1}(\alpha_{s_{1,j}} = u_j) \prod_{r=1}^t \mathbf{1}(\alpha_{a_r} = v_{k_{\xi(r)}}) \prod_{k \in [R] \setminus A(\mathbf{k})} \mathbf{1}(\alpha_{s_{2,k}} = v_k) \right\} \\
&\leq \sum_{\mathbf{j}, \mathbf{k} \in [R]_t} \sum_{\xi \in \mathcal{S}_t} \sum_{(\mathbf{s}_1, \mathbf{s}_2) \in E_t(\mathbf{j}, \mathbf{k}, \xi)} \sum_{\mathbf{u}, \mathbf{v} \in [K]^R} \prod_{r=1}^t \mathbf{1}(\alpha_{a_r} = u_{j_r}) \prod_{j \in [R] \setminus A(\mathbf{j})} \mathbf{1}(\alpha_{s_{1,j}} = u_j) \\
&\quad \times \prod_{r=1}^t \mathbf{1}(\alpha_{a_r} = v_{k_{\xi(r)}}) \prod_{k \in [R] \setminus A(\mathbf{k})} \mathbf{1}(\alpha_{s_{2,k}} = v_k) \\
&= \sum_{\mathbf{j}, \mathbf{k} \in [R]_t} \sum_{\xi \in \mathcal{S}_t} \sum_{\mathbf{u}, \mathbf{v} \in [K]^R} \prod_{r=1}^t \mathbf{1}(u_{j_r} = v_{k_{\xi(r)}}) \sum_{(\mathbf{s}_1, \mathbf{s}_2) \in E_t(\mathbf{j}, \mathbf{k}, \xi)} \left\{ \prod_{r=1}^t \mathbf{1}(\alpha_{a_r} = u_{j_r}) \right. \\
&\quad \left. \times \prod_{j \in [R] \setminus A(\mathbf{j})} \mathbf{1}(\alpha_{s_{1,j}} = u_j) \prod_{k \in [R] \setminus A(\mathbf{k})} \mathbf{1}(\alpha_{s_{2,k}} = v_k) \right\} \\
&= \sum_{\mathbf{j}, \mathbf{k} \in [R]_t} \sum_{\xi \in \mathcal{S}_t} \sum_{\mathbf{u}, \mathbf{v} \in [K]^R} \prod_{r=1}^t \mathbf{1}(u_{j_r} = v_{k_{\xi(r)}}) \sum_{\substack{1 \leq a_1 \neq \dots \neq a_t \leq N \\ 1 \leq s_1 \neq \dots \neq s_t \leq N \\ j \in [R] \setminus A(\mathbf{j}) \\ k \in [R] \setminus A(\mathbf{k})}} \prod_{r=1}^t \mathbf{1}(\alpha_{a_r} = u_{j_r}) \\
&\quad \times \prod_{j \in [R] \setminus A(\mathbf{j})} \mathbf{1}(\alpha_{s_{1,j}} = u_j) \prod_{k \in [R] \setminus A(\mathbf{k})} \mathbf{1}(\alpha_{s_{2,k}} = v_k) \\
&= \sum_{\mathbf{j}, \mathbf{k} \in [R]_t} \sum_{\xi \in \mathcal{S}_t} \sum_{\mathbf{u}, \mathbf{v} \in [K]^R} \prod_{r=1}^t \mathbf{1}(u_{j_r} = v_{k_{\xi(r)}}) \mathbf{1}(m_1 \neq \dots \neq m_{R-t} \in [R] \setminus A(\mathbf{j}), l_1 \neq \dots \neq l_{R-t} \in [R] \setminus A(\mathbf{k}))
\end{aligned}$$



$$\begin{aligned}
& \times \sum_{\substack{1 \leq a_1 \neq \dots \neq a_t \neq s_1, m_1 \neq \dots \neq s_1, m_{R-t} \leq N \\ 1 \leq a_1 \neq \dots \neq a_t \neq s_2, l_1 \neq \dots \neq s_2, l_{R-t} \leq N}} \left\{ \prod_{r=1}^t \mathbf{1}(\alpha_{a_r} = u_{j_r}) \prod_{x=1}^{R-t} \mathbf{1}(\alpha_{s_1, m_x} = u_{m_x}) \mathbf{1}(\alpha_{s_2, l_x} = v_{l_x}) \right\} \\
& = \sum_{\mathbf{j}, \mathbf{k} \in [R]_t} \sum_{\xi \in \mathcal{S}_t} \sum_{\mathbf{u}, \mathbf{v} \in [K]^R} \prod_{r=1}^t \mathbf{1}(u_{j_r} = v_{k_{\xi(r)}}) \mathbf{1}(m_1 \neq \dots \neq m_{R-t} \notin [R] \setminus A(\mathbf{j}), l_1 \neq \dots \neq l_{R-t} \notin [R] \setminus A(\mathbf{k})) \\
& \quad \times \sum_{\substack{1 \leq a_1 \neq \dots \neq a_t \neq s_1, m_1 \neq \dots \neq s_1, m_{R-t} \leq N \\ 1 \leq a_1 \neq \dots \neq a_t \neq s_2, l_1 \neq \dots \neq s_2, l_{R-t} \leq N}} \left\{ \prod_{r=1}^t \mathbf{1}(\alpha_{a_r} = u_{j_r}) \prod_{x=1}^{R-t} \mathbf{1}(\alpha_{s_1, m_x} = u_{m_x}) \mathbf{1}(\alpha_{s_2, l_x} = v_{l_x}) \right\} \\
& = \sum_{\mathbf{j}, \mathbf{k} \in [R]_t} \sum_{\xi \in \mathcal{S}_t} \sum_{\mathbf{u}, \mathbf{v} \in [K]^R} \prod_{r=1}^t \mathbf{1}(u_{j_r} = v_{k_{\xi(r)}}) \mathbf{1}(m_1 \neq \dots \neq m_{R-t} \notin [R] \setminus A(\mathbf{j}), l_1 \neq \dots \neq l_{R-t} \notin [R] \setminus A(\mathbf{k})) \\
& \quad \times \left[ \sum_{\substack{1 \leq a_1, \dots, a_t, s_1, m_1, \dots, s_1, m_{R-t} \leq N \\ 1 \leq a_1, \dots, a_t, s_2, l_1, \dots, s_2, l_{R-t} \leq N}} \left\{ \prod_{r=1}^t \mathbf{1}(\alpha_{a_r} = u_{j_r}) \prod_{x=1}^{R-t} \mathbf{1}(\alpha_{s_1, m_x} = u_{m_x}) \mathbf{1}(\alpha_{s_2, l_x} = v_{l_x}) \right\} + O(N^{2R-t-1}) \right] \\
& = \sum_{\mathbf{j}, \mathbf{k} \in [R]_t} \sum_{\xi \in \mathcal{S}_t} \sum_{\mathbf{u}, \mathbf{v} \in [K]^R} \prod_{r=1}^t \mathbf{1}(u_{j_r} = v_{k_{\xi(r)}}) \mathbf{1}(m_1 \neq \dots \neq m_{R-t} \notin [R] \setminus A(\mathbf{j}), l_1 \neq \dots \neq l_{R-t} \notin [R] \setminus A(\mathbf{k})) \\
& \quad \times \left\{ N^{2R-t} \prod_{r=1}^t \lambda_{N, u_{j_r}} \prod_{x=1}^{R-t} \lambda_{N, u_{m_x}} \cdot \lambda_{N, v_{l_x}} + O(N^{2R-t-1}) \right\} \\
& = \sum_{\mathbf{j}, \mathbf{k} \in [R]_t} \sum_{\xi \in \mathcal{S}_t} \sum_{\mathbf{u}, \mathbf{v} \in [K]^R} \prod_{r=1}^t \mathbf{1}(u_{j_r} = v_{k_{\xi(r)}}) \left\{ N^{2R-t} \prod_{r=1}^t \lambda_{N, u_{j_r}} \prod_{j \in [R] \setminus A(\mathbf{j})} \lambda_{N, u_j} \cdot \prod_{k \in [R] \setminus A(\mathbf{k})} \lambda_{N, v_k} + O(N^{2R-t-1}) \right\} \\
& = N^{2R-t} \sum_{\mathbf{j}, \mathbf{k} \in [R]_t} \sum_{\xi \in \mathcal{S}_t} \sum_{\mathbf{u}, \mathbf{v} \in [K]^R} \prod_{r=1}^t \mathbf{1}(u_{j_r} = v_{k_{\xi(r)}}) \left\{ \prod_{r=1}^t \lambda_{N, u_{j_r}} \prod_{j \in [R] \setminus A(\mathbf{j})} \lambda_{N, u_j} \cdot \prod_{k \in [R] \setminus A(\mathbf{k})} \lambda_{N, v_k} + O\left(\frac{1}{N}\right) \right\}. \tag{E.65}
\end{aligned}$$

Therefore, for  $t \in \{2, \dots, R\}$  and from (E.65) we say that,

$$\begin{aligned}
0 & \leq \frac{1}{N^{2R-1}} \sum_{(\mathbf{s}_1, \mathbf{s}_2) \in E_t} \mathbf{cov}(\Psi_H(\mathbf{Y}_N, \mathbf{s}_1), \Psi_H(\mathbf{Y}_N, \mathbf{s}_2)) \\
& \leq \frac{1}{N^{t-1}} \sum_{\mathbf{j}, \mathbf{k} \in [R]_t} \sum_{\xi \in \mathcal{S}_t} \sum_{\mathbf{u}, \mathbf{v} \in [K]^R} \prod_{r=1}^t \mathbf{1}(u_{j_r} = v_{k_{\xi(r)}}) \left\{ \prod_{r=1}^t \lambda_{N, u_{j_r}} \prod_{j \in [R] \setminus A(\mathbf{j})} \lambda_{N, u_j} \cdot \prod_{k \in [R] \setminus A(\mathbf{k})} \lambda_{N, v_k} + O\left(\frac{1}{N}\right) \right\} \\
& \rightarrow 0,
\end{aligned}$$

due to assumptions (A.4) and (A.2). Hence the result follows.  $\square$

### 5.1.7 Statement and proof of Lemma 5.2: expressing $\tilde{\Psi}_{H_1 \cup H_2}(\cdot, \mathbf{s}_{1 \cup 2})$ in terms of $\Psi_H(\cdot, \mathbf{s}_1)$ and $\Psi_H(\cdot, \mathbf{s}_2)$

**Lemma 5.2.** *Let  $H$  be a fixed, undirected, simple and connected graph with vertex set  $V(H) = [R]$ . Consider a graph  $H_i$  with vertex set  $V(H_i) = A(\mathbf{s}_i)$  and  $H_i \simeq H$  for  $i = 1, 2$ . Then*

$$\Psi_H(\mathbf{Y}_N, \mathbf{s}_1) \Psi_H(\mathbf{Y}_N, \mathbf{s}_2) = \tilde{\Psi}_{H_1 \cup H_2}(\mathbf{Y}_N, \mathbf{s}_{1 \cup 2}), \tag{E.66}$$

where,  $\mathbf{s}_{1 \cup 2}$  defined in (E.8) and  $\Psi(\cdot, \cdot), \tilde{\Psi}(\cdot, \cdot)$  defined as per (E.10) and (E.11) respectively.

*Proof of Lemma 5.2.* If  $H_1$  and  $H_2$  are disjoint, then  $\mathbf{s}_{1 \cup 2} = (\mathbf{s}_1, \mathbf{s}_2)$  from the definition (E.8), Then,

$$\begin{aligned} \tilde{\Psi}_{H_1 \cup H_2}(\mathbf{Y}_N, \mathbf{s}_{1 \cup 2}) &= \prod_{\substack{\{i,j\} \in E(G) \\ G \simeq H_1 \cup H_2}} Y_{s_{1 \cup 2, i}, s_{1 \cup 2, j}} = \prod_{\{i,j\} \in E(H_1 \cup H_2)} Y_{i,j} \\ &= \prod_{\{i,j\} \in E(H_1)} Y_{i,j} \prod_{\{i,j\} \in E(H_2)} Y_{i,j} = \prod_{\{i,j\} \in H} Y_{s_{1,i}, s_{1,j}} \prod_{\{i,j\} \in H} Y_{s_{2,i}, s_{2,j}} = \Psi_H(\mathbf{Y}_N, \mathbf{s}_1) \Psi_H(\mathbf{Y}_N, \mathbf{s}_2) \end{aligned}$$

If  $H_1$  and  $H_2$  are not disjoint, that is  $|A(\mathbf{s}_1) \cap A(\mathbf{s}_2)| = R_{1 \cap 2} > 0$  and note that,  $R_{1 \cup 2} = 2R - R_{1 \cap 2}$ . Then,  $\mathbf{s}_{1 \cup 2} = (s_{1 \cup 2, 1}, \dots, s_{1 \cup 2, R_{1 \cup 2}})^T = (\mathbf{s}_1^T, (\mathbf{s}_2)_{\mathbf{m}}^T)^T$  where,  $\mathbf{m} = (m_1, \dots, m_{R-R_{1 \cap 2}})^T$ , with components arranged in increasing order, such that,  $A(\mathbf{m}) = \{k \notin [R] : s_{2,k} \notin A(\mathbf{s}_1)\}$ . Therefore,

$$\tilde{\Psi}_{H_1 \cup H_2}(\mathbf{Y}_N, \mathbf{s}_{1 \cup 2}) = \prod_{\substack{\{i,j\} \in E(G) \\ G \simeq H_1 \cup H_2}} Y_{s_{1 \cup 2, i}, s_{1 \cup 2, j}}$$

We define the graph  $G$  with vertex set  $V(G) = [R_{1 \cup 2}]$  and the isomorphism  $\phi: V(G) \rightarrow V(H_1 \cup H_2)$ . From Remark 7, we can choose any isomorphic map  $\phi^{-1}$ , which can generate different  $G$ . Therefore, without loss of generality, we define,

$$\phi(i) = \begin{cases} s_{1 \cup 2, i} = s_{1, i}, & \text{if } 1 \leq i \leq R, \\ s_{1 \cup 2, i} = s_{2, i-R}, & \text{if } R+1 \leq i \leq R_{1 \cup 2} \end{cases}$$

Based on this one can obtain,

$$\prod_{\substack{\{i,j\} \in E(G) \\ G \simeq H_1 \cup H_2}} Y_{s_{1 \cup 2, i}, s_{1 \cup 2, j}} = \prod_{\substack{\{i,j\} \in E(G) \\ 1 \leq i, j \leq R}} Y_{s_{1 \cup 2, i}, s_{1 \cup 2, j}} \prod_{\substack{\{i,j\} \in E(G) \\ 1 \leq i \leq R, R < j \leq R_{1 \cup 2}}} Y_{s_{1 \cup 2, i}, s_{1 \cup 2, j}} \prod_{\substack{\{i,j\} \in E(G) \\ R < i, j \leq R_{1 \cup 2}}} Y_{s_{1 \cup 2, i}, s_{1 \cup 2, j}}$$

Now, if  $\{s_{1 \cup 2, i}, s_{1 \cup 2, j}\} \in E(H_1 \cup H_2)$  with  $1 \leq i, j \leq R$ , then  $\{s_{1, i}, s_{1, j}\} \in E(H_1)$ , if  $R < i, j \leq R_{1 \cup 2}$ , then  $\{s_{2, i}, s_{2, j}\} \in E(H_2)$ . if  $\{s_{1 \cup 2, i}, s_{1 \cup 2, j}\} \in E(H_1 \cup H_2)$  with  $1 \leq i \leq R, R < j \leq R_{1 \cup 2}$ , then there exist some  $s_{2, i} \in A(\mathbf{s}_{1 \cup 2}) \setminus A(\mathbf{s}_2)_{\mathbf{m}}$  and  $s_{2, l} \in A(\mathbf{s}_2)_{\mathbf{m}}$  where,  $l = j - R$ , such that  $\{s_{2, i}, s_{2, l}\} \in E(H_2)$ . Therefore,

$$\begin{aligned} \prod_{\substack{\{i,j\} \in E(G) \\ G \simeq H_1 \cup H_2}} Y_{s_{1 \cup 2, i}, s_{1 \cup 2, j}} &= \left\{ \prod_{\substack{\{i,j\} \in E(G) \\ 1 \leq i, j \leq R}} Y_{s_{1, i}, s_{1, j}} \right\} \left\{ \prod_{\substack{\{i,j\} \in E(G) \\ 1 \leq i \leq R, R < j \leq R_{1 \cup 2}}} Y_{s_{2, i}, s_{2, j-R}} \prod_{\substack{\{i,j\} \in E(G) \\ R < i, j \leq R_{1 \cup 2}}} Y_{s_{2, i}, s_{2, j}} \right\} \\ &= \left\{ \prod_{\{i,j\} \in E(H_1)} Y_{i,j} \right\} \left\{ \prod_{\{i,j\} \in E(H_2)} Y_{i,j} \right\} = \Psi_H(\mathbf{Y}_N, \mathbf{s}_1) \Psi_H(\mathbf{Y}_N, \mathbf{s}_2). \end{aligned}$$

Hence the proof.  $\square$

### 5.1.8 Statement and proof of Lemma 5.3: showing that asymptotic variances are strictly positive

**Lemma 5.3.** Consider the asymptotic variance expressions  $(\sigma^{[1]}(H, p))^2$  and  $(\sigma^{[2]}(H, p))^2$  obtained in Theorems 3.1 and 3.3 respectively for the induced and ego-centric sampling cases. Suppose, assumptions (A.1)-(A.4) hold. Then,  $\sigma^{[i]}(H, p) > 0$ , for  $i = 1, 2$ , for any fixed, connected, simple, undirected graph  $H$  and any  $p \in (0, 1)$ .

*Proof of Lemma 5.3.* Consider  $\sigma^{[1]}(H, p)$  (see (3.10)). As per assumption (A.2), there exists some  $j_0 \in \{1, \dots, K\}$ , such that  $\pi_{j_0, j_0} > 0$ . Also note assumption (A.3) implies  $\lambda_j \in (0, 1)$ , for each  $j \in \{1, \dots, K\}$  and (3.7) implies  $\Psi_H(\mathbf{\Pi}, \mathbf{u}) \geq 0$  for any  $\mathbf{u} \in [K]^R$  and any graph  $H$ . If we ignore the terms involving  $p$  in the expression for  $(\sigma^{[1]}(H, p))^2$  in (3.10), then

$$\begin{aligned}
& \sum_{u_1=1}^K \lambda_{u_1} \left[ \sum_{k=1}^R \left\{ \sum_{(u_2, \dots, u_R)^T \in [K]^{R-1}} \Psi_H(\mathbf{\Pi}, \mathbf{v}^{[k]}(\mathbf{u})) \cdot \prod_{j=2}^R \lambda_{u_j} \right\} \right]^2 \\
& \geq \lambda_{j_0} \left[ \sum_{k=1}^R \left\{ \Psi_H(\mathbf{\Pi}, \mathbf{v}^{[k]}(j_0, j_0, \dots, j_0)^T) \cdot \lambda_{j_0}^{R-1} \right\} \right]^2, \quad (\text{with } u_2 = \dots = u_R = j_0 = u_1), \\
& \geq \lambda_{j_0} \left[ \left\{ \Psi_H(\mathbf{\Pi}, \mathbf{v}^{[1]}(j_0, j_0, \dots, j_0)^T) \cdot \lambda_{j_0}^{R-1} \right\} \right]^2 = \lambda_{j_0} \left[ \Psi_H(\mathbf{\Pi}, (j_0, j_0, \dots, j_0)^T) \cdot \lambda_{j_0}^{R-1} \right]^2 \\
& = \lambda_{j_0}^{2R-1} \cdot \prod_{\{i, j\} \in E(H)} \pi_{u_i, u_j}^2, \quad \text{with } \mathbf{u} = (u_1, \dots, u_R)^T = (j_0, \dots, j_0)^T, \\
& = \lambda_{j_0}^{2R-1} \cdot \pi_{j_0, j_0}^{2|E(H)|} > 0, \tag{E.67}
\end{aligned}$$

as per the given assumptions, implying that the  $\sigma^{[1]}(H, p) > 0$ .

Now consider the variance expression  $(\sigma^{[2]}(H, p))^2$  in (3.13). If we ignore the  $p(1-p) \prod_{k=1}^R \delta_k(H, p)^2$  factor (which is always positive), then as shown above we can write

$$\begin{aligned}
& \sum_{u_1=1}^K \lambda_{u_1} \left[ \sum_{k=1}^R \delta_k(H, p) \left\{ \sum_{(u_2, \dots, u_R)^T \in [K]^{R-1}} \Psi_H(\mathbf{\Pi}, \mathbf{v}^{[k]}(\mathbf{u})) \cdot \prod_{j=2}^R \lambda_{u_j} \right\} \right]^2 \\
& \geq \lambda_{j_0} \left[ \sum_{k=1}^R \delta_k(H, p) \sum_{(u_2, \dots, u_R)^T \in [K]^{R-1}} \Psi_H(\mathbf{\Pi}, \mathbf{v}^{[k]}(\mathbf{u})) \cdot \prod_{j=2}^R \lambda_{u_j} \right]^2 \\
& \geq \lambda_{j_0}^{2R-1} \left[ \sum_{k=1}^R \delta_k(H, p) \Psi_H(\mathbf{\Pi}, \mathbf{v}^{[k]}(j_0, \dots, j_0)^T) \right]^2, \quad (\text{using } u_2 = \dots = u_R = j_0 = u_1), \\
& = \lambda_{j_0}^{2R-1} \cdot \pi_{j_0, j_0}^{2|E(H)|} \cdot \left[ \sum_{k=1}^R \delta_k(H, p) \right]^2. \tag{E.68}
\end{aligned}$$

In case there exists a  $r \in V(H)$  such that  $\mathcal{A}^c(r) = \emptyset$  (cf. (3.12)), then  $\delta_r(H, p) = \left[ 1 - \mathbf{E} \left( \prod_{v(\neq r)=1}^R \widetilde{W}_v \right) \right] = 1 - \prod_{v \neq r} \mathbf{P}(\widetilde{W}_v = 1) = 1 - p^{R-1} > 0$ , whenever  $p \in (0, 1)$ . Using this lower bound in (E.68) we would obtain,  $\left[ \sum_{k=1}^R \delta_k(H, p) \right]^2 \not\leq \delta_r(H, p)^2 \geq 1 - p^{R-1} > 0$ , ensuring that  $\sigma^{[2]}(H, p) > 0$ .

Now consider the case where  $\mathcal{A}^c(r) \neq \emptyset$ , for all  $r \in V(H)$ . As  $H$  is connected this implies  $T = |E(H)| \geq 2$ . Without loss of generality, fix  $r = 1$ . Now, there must exist some  $v_0 \in \mathcal{N}(1)$ , such that  $v_0 \in \cup_{t \in \mathcal{A}^c(1)} C_t$ . If not, then we can partition the vertex set  $V(H)$  into two disjoint (non-empty) parts,  $\{1\} \cup \mathcal{N}(1)$  and  $\cup_{t \in \mathcal{A}^c(1)} C_t$ , with vertices in the first partition connected only with vertex 1, with no edges among themselves, thus forming a star graph centered at vertex 1. The vertices in the second partition have edges among themselves, but have no edges with vertex 1, and there are no edges with any other vertex in  $\mathcal{N}(1)$ . This implies that  $H$  is a disconnected graph, which is a contradiction to the original assumption about  $H$ . Then, with  $C_t = \{i_t, j_t\}$ ,

for each  $t \in T$ , we can write

$$\begin{aligned}
\delta_1(H, p) &= \mathbf{P} \left( \prod_{t \in \mathcal{A}^c(1)} \max \{ \widetilde{W}_{i_t}, \widetilde{W}_{j_t} \} = 1, \prod_{v \in \mathcal{N}(1)} \widetilde{W}_v = 0 \right) \\
&= \mathbf{P} \left( \prod_{t \in \mathcal{A}^c(1)} \max \{ \widetilde{W}_{i_t}, \widetilde{W}_{j_t} \} = 1, \bigcup_{v \in \mathcal{N}(1)} [\widetilde{W}_v = 0] \right) \\
&\geq \mathbf{P} \left( \prod_{t \in \mathcal{A}^c(1)} \max \{ \widetilde{W}_{i_t}, \widetilde{W}_{j_t} \} = 1, \widetilde{W}_{v_0} = 0 \right), \quad \text{where } v_0 \in \mathcal{N}(1) \cap \bigcap_{t \in \mathcal{A}^c(1)} C_t, \\
&= \mathbf{P} \left( \prod_{t \in \mathcal{A}^c(1): v_0 \in C_t} \max \{ \widetilde{W}_{i_t}, \widetilde{W}_{j_t} \} = 1, \prod_{t \in \mathcal{A}^c(1): v_0 \notin C_t} \max \{ \widetilde{W}_{i_t}, \widetilde{W}_{j_t} \} = 1, \widetilde{W}_{v_0} = 0 \right) \\
&= \mathbf{P} \left( \widetilde{W}_{v_0} + (1 - \widetilde{W}_{v_0}) \cdot \prod_{r \in \mathcal{N}(v_0) \setminus \{1\}} \widetilde{W}_r = 1, \prod_{t \in \mathcal{A}^c(1): v_0 \notin C_t} \max \{ \widetilde{W}_{i_t}, \widetilde{W}_{j_t} \} = 1, \widetilde{W}_{v_0} = 0 \right) \\
&= \mathbf{P} \left( \prod_{r \in \mathcal{N}(v_0) \setminus \{1\}} \widetilde{W}_r = 1, \prod_{t \in \mathcal{A}^c(1): v_0 \notin C_t} \max \{ \widetilde{W}_{i_t}, \widetilde{W}_{j_t} \} = 1, \widetilde{W}_{v_0} = 0 \right).
\end{aligned}$$

Note that we can partition

$$V(H) \setminus \{v_0\} = \{1\} \cup (\mathcal{N}(v_0) \setminus \{1\}) \cup \{v \in V(H) : \nexists t \in T, v \in C_t\}.$$

Also note that,  $\max \{ \widetilde{W}_i, \widetilde{W}_j \} \geq \widetilde{W}_i \widetilde{W}_j$ , for any  $i \neq j$ . Thus, with  $C_t = \{i_t, j_t\}$ ,

$$\begin{aligned}
&\prod_{t \in \mathcal{A}^c(1): v_0 \notin C_t} \max \{ \widetilde{W}_{i_t}, \widetilde{W}_{j_t} \} \geq \prod_{t \in \mathcal{A}^c(1): v_0 \notin C_t} \widetilde{W}_{i_t} \widetilde{W}_{j_t} = \prod_{u \notin \mathcal{N}(v_0)} \widetilde{W}_u \\
&\Rightarrow \left[ \prod_{t \in \mathcal{A}^c(1): v_0 \notin C_t} \max \{ \widetilde{W}_{i_t}, \widetilde{W}_{j_t} \} = 1 \right] \supseteq \left[ \prod_{u \notin \mathcal{N}(v_0)} \widetilde{W}_u = 1 \right].
\end{aligned}$$

This implies,

$$\begin{aligned}
\delta_1(H, p) &\geq \mathbf{P} \left( \prod_{r \in \mathcal{N}(v_0) \setminus \{1\}} \widetilde{W}_r = 1, \prod_{t \in \mathcal{A}^c(1): v_0 \notin C_t} \max \{ \widetilde{W}_i, \widetilde{W}_j : i, j \in C_t \} = 1, \widetilde{W}_{v_0} = 0 \right) \\
&\geq \mathbf{P} \left( \prod_{r \in \mathcal{N}(v_0) \setminus \{1\}} \widetilde{W}_r = 1, \prod_{u \notin \mathcal{N}(v_0)} \widetilde{W}_u = 1, \widetilde{W}_{v_0} = 0 \right) \\
&= p^{|\mathcal{N}(v_0)|-1} \cdot p^{R-|\mathcal{N}(v_0)|} \cdot (1-p) = p^{R-1} (1-p) > 0,
\end{aligned}$$

which in turn ensures that the lower bound in (E.68) is strictly positive.  $\square$

### 5.1.9 Some miscellaneous results: Lemma 5.4, Lemma 5.5 and Lemma 5.6

**Lemma 5.4** (Lemma 11.3.1 of Lehmann and Romano (2022)). *Consider two sequences of random variables  $\{T_N : N \geq 1\}$  and  $\{\widetilde{T}_N : N \geq 1\}$ , which satisfy,  $(\widetilde{T}_N - \mathbf{E}(\widetilde{T}_N)) / \sqrt{\mathbf{Var}(\widetilde{T}_N)} \xrightarrow{d} T$ , and  $\mathbf{E}(T_N - \widetilde{T}_N)^2 = o(\mathbf{Var}(\widetilde{T}_N))$ , as  $N \rightarrow \infty$ . Then,  $(T_N - \mathbf{E}(T_N)) / \sqrt{\mathbf{Var}(T_N)} \xrightarrow{d} T$ .*

*Proof of Lemma 5.4.* We can write,

$$\begin{aligned} \frac{T_N - \mathbf{E}(T_N)}{\sqrt{\mathbf{Var}(T_N)}} &= \frac{\tilde{T}_N - \mathbf{E}(\tilde{T}_N)}{\sqrt{\mathbf{Var}(\tilde{T}_N)}} \cdot \sqrt{\frac{\mathbf{Var}(\tilde{T}_N)}{\mathbf{Var}(T_N)}} + \frac{T_N - \tilde{T}_N}{\sqrt{\mathbf{Var}(\tilde{T}_N)}} \sqrt{\frac{\mathbf{Var}(\tilde{T}_N)}{\mathbf{Var}(T_N)}} + \frac{\mathbf{E}(\tilde{T}_N - T_N)}{\sqrt{\mathbf{Var}(\tilde{T}_N)}} \sqrt{\frac{\mathbf{Var}(\tilde{T}_N)}{\mathbf{Var}(T_N)}} \\ &= H_{N,1} + H_{N,2} + H_{N,3}, \quad (\text{say}). \end{aligned} \quad (\text{E.69})$$

Now, from the given condition  $\mathbf{E}(T_N - \tilde{T}_N)^2 = o(\mathbf{Var}(\tilde{T}_N))$  as  $N \rightarrow \infty$ , we can say that,

$$\mathbf{Var}(T_N - \tilde{T}_N) \leq \mathbf{E}(T_N - \tilde{T}_N)^2 = o(\mathbf{Var}(\tilde{T}_N)). \quad (\text{E.70})$$

Using (E.70) and Cauchy-Schwartz inequality,

$$\begin{aligned} \left( \sqrt{\frac{\mathbf{Var}(\tilde{T}_N)}{\mathbf{Var}(T_N)}} - 1 \right)^2 &= 1 + \frac{\mathbf{Var}(T_N)}{\mathbf{Var}(\tilde{T}_N)} - \frac{[2\mathbf{Var}(T_N)\mathbf{Var}(\tilde{T}_N)]^{1/2}}{\mathbf{Var}(\tilde{T}_N)} \\ &\leq 1 + \frac{\mathbf{Var}(T_N)}{\mathbf{Var}(\tilde{T}_N)} - \frac{2\mathbf{cov}(T_N, \tilde{T}_N)}{\mathbf{Var}(\tilde{T}_N)} = \frac{\mathbf{Var}(\tilde{T}_N - T_N)}{\mathbf{Var}(\tilde{T}_N)} = o(1). \end{aligned} \quad (\text{E.71})$$

Moreover, using Jensen's inequality, we can say that,

$$[\mathbf{E}(T_N - \tilde{T}_N)]^2 \leq \mathbf{E}(T_N - \tilde{T}_N)^2 = o(\mathbf{Var}(\tilde{T}_N)) \Rightarrow \mathbf{E}(T_N - \tilde{T}_N) = o(\sqrt{\mathbf{Var}(\tilde{T}_N)}). \quad (\text{E.72})$$

Now, using (E.71) and Slutsky's theorem,

$$H_{N,1} = \frac{\tilde{T}_N - \mathbf{E}(\tilde{T}_N)}{\sqrt{\mathbf{Var}(\tilde{T}_N)}} \cdot \sqrt{\frac{\mathbf{Var}(\tilde{T}_N)}{\mathbf{Var}(T_N)}} \xrightarrow{d} T.$$

Also, using (E.72) and (E.71), as  $N \rightarrow \infty$ ,  $H_{N,3} = o(1)$ . Now, we show that  $(T_N - \tilde{T}_N) / \sqrt{\mathbf{Var}(\tilde{T}_N)} = o_p(1)$  using (E.70) and Chebyshev's inequality. For all  $\varepsilon > 0$ ,

$$\mathbf{P} \left( \frac{|T_N - \tilde{T}_N|}{\sqrt{\mathbf{Var}(\tilde{T}_N)}} > \varepsilon \right) \leq \frac{1}{\varepsilon^2} \frac{\mathbf{Var}(T_N - \tilde{T}_N)}{\mathbf{Var}(\tilde{T}_N)} = o(1), \quad \text{as } N \rightarrow \infty.$$

Hence, using (E.71), we can say that,  $H_{N,2} = o_p(1)$ . Therefore using the above steps and Slutsky's theorem, we can say that, as  $N \rightarrow \infty$ ,

$$\frac{T_N - \mathbf{E}(T_N)}{\sqrt{\mathbf{Var}(T_N)}} \xrightarrow{d} T$$

□

**Lemma 5.5** (A CLT for weighted sums of independent Bernoulli random variables). *Consider a triangular array of non-random weights,  $\{a_{i,N} : i = 1, \dots, N : N \geq 1\}$ . Let  $\{X_{1,N}, \dots, X_{N,N} : N \geq 1\}$  be a triangular array of independent Bernoulli random variables, with  $\mathbf{E}(X_{i,N}) = p_{i,N}$ , for each  $i = 1, \dots, N$ , and all  $N \geq 1$ . Define,  $\sigma_N^2 = \mathbf{Var}(\sum_{i=1}^N a_{i,N} X_{i,N}) = \sum_{i=1}^N a_{i,N}^2 \cdot p_{i,N} \{1 - p_{i,N}\}$ , for each  $N \geq 1$ . Assume,*

$$\sigma_N^2 \rightarrow \sigma^2 \in (0, \infty) \quad \text{and} \quad \max_{1 \leq i \leq N} |a_{i,N}| \rightarrow 0. \quad (\text{E.73})$$

Then,

$$\frac{\sum_{i=1}^N a_{i,N}(X_{i,N} - p_{i,N})}{\sigma_N} \xrightarrow{d} N(0, 1).$$

*Proof of Lemma 5.5.* It is enough to verify the Lindeberg-Feller criterion for CLT. Fix any  $\epsilon > 0$ . Then, on the basis of the conditions provided in (E.73), we can claim that there exists a  $N_0(\epsilon) \in \mathbb{N}$ , such that

$$\sigma_N > \frac{\sigma}{2} \quad \text{and} \quad \frac{\epsilon\sigma}{2 \max_{1 \leq j \leq N} |a_{j,N}|} > 2, \quad \text{for all } N \geq N_0.$$

Thus, for  $N \geq N_0$  and for each  $i = 1, \dots, N$ , we obtain

$$\mathbf{1}\{ |a_{i,N}| \cdot |X_{i,N} - p_{i,N}| > \epsilon \cdot \sigma_N \} \leq \mathbf{1}\left( |X_{i,N} - p_{i,N}| > \frac{\epsilon\sigma}{2 \cdot \max_{1 \leq j \leq N} |a_{j,N}|} \right) = 0,$$

since  $|X_{i,N} - p_{i,N}| \leq 2$ , w.p. 1, for each  $i = 1, \dots, N$ , and  $N \geq 1$ . This implies,

$$\frac{1}{\sigma_N^2} \sum_{i=1}^N \mathbf{E} \left[ a_{i,N}^2 \cdot (X_{i,N} - p_{i,N})^2 \cdot \mathbf{1}\{ |a_{i,N}| \cdot |X_{i,N} - p_{i,N}| > \epsilon\sigma_N \} \right] \rightarrow 0, \quad \text{as } N \rightarrow \infty.$$

This verifies the Lindeberg-Feller criterion for CLT for sums of independent random variables and completes the proof.  $\square$

**Lemma 5.6.** Assume  $F$  and  $G$  are both cumulative distribution functions (cdf's) on  $\mathbb{R}$ , with,  $G(x) = \int_{-\infty}^x g(u) du$ , for each  $x \in \mathbb{R}$ , where  $g(\cdot)$  is a probability density function (pdf). Then,

$$\sup_{x \in \mathbb{R}} |F(x) - G(x)| = \sup_{x \in \mathbb{R}} |F(x^-) - G(x^-)|,$$

where,  $F(x^-) = \lim_{h \rightarrow 0} F(x - h)$  and  $G(x^-)$  is also defined similarly.

*Proof of Lemma 5.6.* Firstly we establish uniform continuity of  $G(\cdot)$ . Fix  $\epsilon > 0$ , we need to show that there exists a  $\delta > 0$ , such that  $|x - y| < \delta$ , will imply  $|G(x) - G(y)| < \epsilon$ . Let  $x < y$ , with  $(y - x) < \delta$ . Note that,

$$|G(y) - G(x)| = \int_x^y g(u) du = \int_x^y g(u) \mathbf{1}(g(u) > M) du + \int_x^y g(u) \mathbf{1}(g(u) \leq M) du,$$

for any  $M > 0$ , which is to be chosen later. As  $g$  is integrable, hence by DCT, there exists a  $M_\epsilon > 0$ , such that

$$\int_{\mathbb{R}} g(u) \mathbf{1}(g(u) > M_\epsilon) du < \frac{\epsilon}{2},$$

where the choice of  $M_\epsilon$  does not depend on  $x$  and  $y$ , and only depends on  $\epsilon$ . Thus, with this choice of  $M = M_\epsilon$ , we obtain

$$|G(y) - G(x)| < \frac{\epsilon}{2} + M_\epsilon \cdot |y - x| \leq \frac{\epsilon}{2} + M_\epsilon \cdot \delta.$$

Choose,  $\delta = \epsilon / (2M_\epsilon)$ . This leads to

$$|G(y) - G(x)| < \frac{\epsilon}{2} + \frac{\epsilon}{2} = \epsilon.$$

As  $x$  and  $y$  are arbitrary and  $\delta$  depends only on  $\epsilon$ , we have established uniform continuity of  $G$ .

Let  $X$  and  $Y$  denote the underlying random variables corresponding to the cdf's  $F$  and  $G$  respectively. Then for each  $\epsilon > 0$ ,

$$F(x^-) = \mathbf{P}(X < x) \leq F(x) \leq \mathbf{P}(X < x + \epsilon) = F(x + \epsilon^-).$$

Uniform continuity implies continuity, *i.e.*,  $G(x^-) = \lim_{h \rightarrow 0} G(x - h) = G(x)$ . Write

$$\Delta = \sup_x |F(x^-) - G(x^-)|.$$

Then,

$$\begin{aligned} & F(x^-) - G(x) \leq F(x) - G(x) \leq F(x + \epsilon^-) - G(x) \\ \Rightarrow & |F(x^-) - G(x)| \leq F(x^-) - G(x) \leq F(x) - G(x) \leq F(x + \epsilon^-) - G(x + \epsilon) + G(x + \epsilon) - G(x) \\ \Rightarrow & \Delta \leq F(x) - G(x) \leq \sup_t |F(t^-) - G(t^-)| + \sup_t |G(t + \epsilon) - G(t)| = \Delta + \Delta_{1,\epsilon} \quad (\text{say}), \\ \Rightarrow & \Delta - \Delta_{1,\epsilon} \leq \Delta \leq F(x) - G(x) \leq \Delta + \Delta_{1,\epsilon}, \quad \text{for all } x \text{ and all } \epsilon > 0, \\ \Rightarrow & \sup_x |F(x) - G(x)| \leq \Delta + \Delta_{1,\epsilon}. \end{aligned}$$

As  $G$  is uniformly continuous, letting  $\epsilon \downarrow 0$ ,  $\Delta_{1,\epsilon} \rightarrow 0$ . This implies,

$$\sup_x |F(x) - G(x)| \leq \Delta.$$

To show the reverse inequality, we write for each  $x$  and  $\epsilon > 0$ ,

$$\begin{aligned} & \mathbf{P}(X \leq x - \epsilon) \leq \mathbf{P}(X < x) \leq \mathbf{P}(X \leq x) \leq \mathbf{P}(X \leq x + \epsilon) \\ \Rightarrow & F(x - \epsilon) \leq F(x^-) \leq F(x + \epsilon) \\ \Rightarrow & F(x - \epsilon) - G(x) \leq F(x^-) - G(x) \leq F(x + \epsilon) - G(x) \\ \Rightarrow & F(x - \epsilon) - G(x - \epsilon) + G(x - \epsilon) - G(x) \leq F(x^-) - G(x) \leq F(x + \epsilon) - G(x + \epsilon) + G(x + \epsilon) - G(x) \\ \Rightarrow & \sup_t |F(t) - G(t)| - \sup_t |G(t - \epsilon) - G(t)| \leq F(x^-) - G(x) \leq \sup_t |F(t) - G(t)| + \sup_t |G(t + \epsilon) - G(t)| \\ \Rightarrow & \sup_t |F(t) - G(t)| - \Delta_{2,\epsilon} \leq F(x^-) - G(x^-) \leq \sup_t |F(t) - G(t)| + \Delta_{1,\epsilon} \quad (\text{say}), \\ \Rightarrow & \sup_t |F(t) - G(t)| - \Delta_\epsilon \leq F(x^-) - G(x^-) \leq \sup_t |F(t) - G(t)| + \Delta_\epsilon, \quad \text{where } \Delta_\epsilon = \max\{\Delta_{1,\epsilon}, \Delta_{2,\epsilon}\} \\ \Rightarrow & \Delta = \sup_x |F(x^-) - G(x^-)| \leq \sup_t |F(t) - G(t)| + \Delta_\epsilon, \\ \Rightarrow & \Delta \leq \sup_x |F(x) - G(x)|, \quad \text{as } \Delta_\epsilon \rightarrow 0 \text{ when } \epsilon \downarrow 0. \end{aligned}$$

This establishes the reverse inequality, indicating the equality of both suprema.  $\square$

## 5.2 Appendix B: Some additional theoretical results

### 5.2.1 Corollary 5.7: limit law for complete and star graphs in the induced subgraph case

**Corollary 5.7** (Limit law for  $\mathbb{K}_R$  and  $\mathbb{K}_{1,R-1}$  under induced sampling). *Suppose, the conditions of Theorem 3.1 holds.*

(a) When  $H = \mathbb{K}_R$  (complete graph on  $R$  vertices), then

$$N^{-R+1/2} \left( \frac{\widehat{S}_N^{[1]}(\mathbb{K}_R)}{p^R} - S_N(\mathbb{K}_R) \right) \xrightarrow{d} N \left( 0, \left( \sigma^{[1]}(\mathbb{K}_R, p) \right)^2 \right), \quad \text{where,}$$

$$\left( \sigma^{[1]}(\mathbb{K}_R, p) \right)^2 = R^2 \left( \frac{1}{p} - 1 \right) \sum_{u_1=1}^K \lambda_{u_1} \left( \sum_{(u_2, \dots, u_R)^T \in [K]^{R-1}} \Psi_{\mathbb{K}_R}(\mathbf{\Pi}, \mathbf{u}) \prod_{i=2}^R \lambda_{u_i} \right)^2.$$

(b) When  $H = \mathbb{K}_{1, R-1}$  ( $(R-1)$ -star graph on  $R$  vertices), then

$$N^{-R+1/2} \left( \frac{\widehat{S}_N^{[1]}(\mathbb{K}_{1, R-1})}{p^R} - S_N(\mathbb{K}_{1, R-1}) \right) \xrightarrow{d} N \left( 0, \left( \sigma^{[1]}(\mathbb{K}_{1, R-1}, p) \right)^2 \right), \quad \text{where,}$$

$$\left( \sigma^{[1]}(\mathbb{K}_{1, R-1}, p) \right)^2 = \left( \frac{1}{p} - 1 \right) \sum_{u_1=1}^K \lambda_{u_1} \left[ \sum_{(u_2, \dots, u_R)^T \in [K]^{R-1}} \left( \prod_{l(\neq 1)=1}^R \pi_{u_1, u_l} + (R-1) \prod_{l(\neq 2)=1}^R \pi_{u_2, u_l} \right) \cdot \prod_{i=2}^R \lambda_{u_i} \right]^2.$$

*Proof of Corollary 5.7.* This corollary is the direct application of the Theorem 3.1. Here, we need to find the explicit expression of variance for particular choices of  $H$ , that is complete graph or  $\mathbb{K}_R$  or  $R$ -star graph or  $\mathbb{K}_{1, R}$ .

(a) When  $H = \mathbb{K}_R$  with  $|V(\mathbb{K}_R)| = R$ , then, from (3.13)

$$\left( \sigma^{[1]}(\mathbb{K}_R, p) \right)^2 = \left( \frac{1}{p} - 1 \right) \sum_{u_1=1}^K \lambda_{u_1} \left[ \sum_{(u_2, \dots, u_R)^T \in [K]^{R-1}} \left( \sum_{k=1}^R \Psi_{\mathbb{K}_R}(\mathbf{\Pi}, \mathbf{v}^{[k]}(\mathbf{u})) \right) \cdot \prod_{j=2}^R \lambda_{u_j} \right]^2.$$

Now, in the above expression, for  $k \in [R]$

$$\begin{aligned} \Psi_{\mathbb{K}_R}(\mathbf{\Pi}, \mathbf{v}^{[k]}(\mathbf{u})) &= \prod_{\{i, j\} \in E(\mathbb{K}_R)} \pi_{u_{\rho_k(i)}, u_{\rho_k(j)}} = \prod_{i=1}^R \prod_{j=i}^R \pi_{u_{\rho_k(i)}, u_{\rho_k(j)}} \\ &= \left\{ \prod_{j=1}^R \pi_{u_{\rho_k(1)}, u_{\rho_k(j)}} \right\} \left\{ \prod_{i=2}^{k-1} \prod_{j=i}^R \pi_{u_{\rho_k(i)}, u_{\rho_k(j)}} \right\} \left\{ \prod_{j=k}^R \pi_{u_{\rho_k(k)}, u_{\rho_k(j)}} \right\} \left\{ \prod_{i=k+1}^R \prod_{j=i}^R \pi_{u_{\rho_k(i)}, u_{\rho_k(j)}} \right\} \\ &= \left\{ \pi_{u_k, u_1} \prod_{j=2}^R \pi_{u_k, u_j} \right\} \left\{ \prod_{i=2}^{k-1} \prod_{j(\neq k)=i}^R \pi_{u_i, u_j} \right\} \left\{ \pi_{u_1, u_1} \prod_{j=k+1}^R \pi_{u_1, u_j} \right\} \left\{ \prod_{i=k+1}^R \prod_{j=i}^R \pi_{u_i, u_j} \right\} \\ &= \left\{ \prod_{j=1}^R \pi_{u_1, u_j} \right\} \left\{ \prod_{j=2}^R \pi_{u_k, u_j} \right\} \left\{ \prod_{i=2}^{k-1} \prod_{j(\neq k)=i}^R \pi_{u_i, u_j} \right\} \left\{ \prod_{i=k+1}^R \prod_{j=i}^R \pi_{u_i, u_j} \right\} \\ &= \left\{ \prod_{j=1}^R \pi_{u_1, u_j} \right\} \left\{ \prod_{j=2}^{k-1} \pi_{u_k, u_j} \prod_{j=k}^R \pi_{u_k, u_j} \right\} \left\{ \prod_{i=2}^{k-1} \prod_{j(\neq k)=i}^R \pi_{u_i, u_j} \right\} \left\{ \prod_{i=k+1}^R \prod_{j=i}^R \pi_{u_i, u_j} \right\} \\ &= \left\{ \prod_{j=1}^R \pi_{u_1, u_j} \right\} \left\{ \prod_{j=k}^R \pi_{u_k, u_j} \right\} \left\{ \prod_{i=2}^{k-1} \prod_{j=i}^R \pi_{u_i, u_j} \right\} \left\{ \prod_{i=k+1}^R \prod_{j=i}^R \pi_{u_i, u_j} \right\} \\ &= \left\{ \prod_{j=1}^R \pi_{u_1, u_j} \right\} \left\{ \prod_{i=2}^k \prod_{j=i}^R \pi_{u_i, u_j} \right\} \left\{ \prod_{i=k+1}^R \prod_{j=i}^R \pi_{u_i, u_j} \right\} \end{aligned}$$



$$= \prod_{i=1}^R \prod_{j=i}^R \pi_{u_i, u_j} = \Psi_H(\mathbf{\Pi}, \mathbf{u}). \quad (\text{E.74})$$

Therefore, from (E.74),

$$\begin{aligned} \left(\sigma^{[1]}(\mathbb{K}_R, p)\right)^2 &= \left(\frac{1}{p} - 1\right) \sum_{u_1=1}^K \lambda_{u_1} \left[ \sum_{(u_2, \dots, u_R)^T \in [K]^{R-1}} \left( \sum_{k=1}^R \Psi_{\mathbb{K}_R}(\mathbf{\Pi}, \mathbf{v}^{[k]}(\mathbf{u})) \right) \cdot \prod_{j=2}^R \lambda_{u_j} \right]^2 \\ &= \left(\frac{1}{p} - 1\right) \sum_{u_1=1}^K \lambda_{u_1} \left[ \sum_{(u_2, \dots, u_R)^T \in [K]^{R-1}} \left( \sum_{k=1}^R \Psi_{\mathbb{K}_R}(\mathbf{\Pi}, \mathbf{u}) \right) \cdot \prod_{j=2}^R \lambda_{u_j} \right]^2 \\ &= R^2 \left(\frac{1}{p} - 1\right) \sum_{u_1=1}^K \lambda_{u_1} \left[ \sum_{(u_2, \dots, u_R)^T \in [K]^{R-1}} \left( \Psi_{\mathbb{K}_R}(\mathbf{\Pi}, \mathbf{u}) \cdot \prod_{j=2}^R \lambda_{u_j} \right) \right]^2. \end{aligned}$$

(b) In the case of  $(R-1)$ -star graph or  $H = \mathbb{K}_{1, R-1}$  with  $|V(\mathbb{K}_{1, R-1})| = R$ , we get the following,

$$\sum_{k=1}^R \Psi_{\mathbb{K}_{1, R-1}}(\mathbf{\Pi}, \mathbf{v}^{[k]}(\mathbf{u})) = \Psi_{\mathbb{K}_{1, R-1}}(\mathbf{\Pi}, \mathbf{v}^{[1]}(\mathbf{u})) + \sum_{k=2}^R \Psi_{\mathbb{K}_{1, R-1}}(\mathbf{\Pi}, \mathbf{v}^{[k]}(\mathbf{u})) \quad (\text{E.75})$$

$$\begin{aligned} &= \prod_{\{i, j\} \in E(\mathbb{K}_{1, R-1})} \pi_{u_{\rho_1(i)}, u_{\rho_1(j)}} + \sum_{k=2}^R \prod_{\{i, j\} \in E(\mathbb{K}_{1, R-1})} \pi_{u_{\rho_k(i)}, u_{\rho_k(j)}} \\ &= \prod_{j=2}^R \pi_{u_{\rho_1(1)}, u_{\rho_1(j)}} + \sum_{k=2}^R \prod_{j=2}^R \pi_{u_{\rho_k(1)}, u_{\rho_k(j)}} = \prod_{j=2}^R \pi_{u_1, u_j} + \sum_{k=2}^R \prod_{j=2}^R \pi_{u_{\rho_k(1)}, u_{\rho_k(j)}} \\ &= \prod_{j=2}^R \pi_{u_{\rho_1(1)}, u_{\rho_1(j)}} + \sum_{k=2}^R \prod_{j=2}^R \pi_{u_{\rho_k(1)}, u_{\rho_k(j)}} \\ &= \prod_{j=2}^R \pi_{u_1, u_j} + \sum_{k=2}^R \pi_{u_{\rho_k(1)}, u_{\rho_k(2)}} \cdots \pi_{u_{\rho_k(1)}, u_{\rho_k(k)}} \cdots \pi_{u_{\rho_k(1)}, u_{\rho_k(R)}} \\ &= \prod_{j=2}^R \pi_{u_1, u_j} + \sum_{k=2}^R \pi_{u_k, u_2} \cdots \pi_{u_k, u_1} \cdots \pi_{u_k, u_R} = \prod_{j=2}^R \pi_{u_1, u_j} + \sum_{k=2}^R \prod_{j(\neq k)=1}^R \pi_{u_k, u_j}. \end{aligned} \quad (\text{E.76})$$

Therefore, from the expression of variance defined in (3.13), we get

$$\begin{aligned} \left(\sigma^{[1]}(\mathbb{K}_{1, R-1}, p)\right)^2 &= \left(\frac{1}{p} - 1\right) \sum_{u_1=1}^K \lambda_{u_1} \left[ \sum_{(u_2, \dots, u_R)^T \in [K]^{R-1}} \left( \sum_{k=1}^R \Psi_{\mathbb{K}_{1, R-1}}(\mathbf{\Pi}, \mathbf{v}^{[k]}(\mathbf{u})) \right) \cdot \prod_{j=2}^R \lambda_{u_j} \right]^2 \\ &= \left(\frac{1}{p} - 1\right) \sum_{u_1=1}^K \lambda_{u_1} \left[ \sum_{(u_2, \dots, u_R)^T \in [K]^{R-1}} \left( \prod_{j=2}^R \pi_{u_1, u_j} + \sum_{k=2}^R \prod_{j(\neq k)=1}^R \pi_{u_k, u_j} \right) \cdot \prod_{j=2}^R \lambda_{u_j} \right]^2 \\ &= \left(\frac{1}{p} - 1\right) \sum_{u_1=1}^K \lambda_{u_1} \left[ \sum_{(u_2, \dots, u_R)^T \in [K]^{R-1}} \left( \prod_{j=2}^R \pi_{u_1, u_j} + (R-1) \prod_{j(\neq 2)=1}^R \pi_{u_2, u_j} \right) \cdot \prod_{j=2}^R \lambda_{u_j} \right]^2. \end{aligned}$$

□

*Proof of Corollary 3.2.* Proof of this Corollary directly follows from the Corollary 5.7. □

### 5.2.2 Corollary 5.8: limit law for complete and star graphs in the egocentric subgraph case

**Corollary 5.8** (Limit laws for  $\mathbb{K}_R$  and  $\mathbb{K}_{1,R-1}$  under ego-centric sampling). *Suppose, the conditions of Theorem 3.3 hold.*

(a) When  $H = \mathbb{K}_R$  (complete graph on  $R$  vertices), then

$$N^{-R+1/2} \left( \frac{\widehat{S}_N^{[2]}(\mathbb{K}_R)}{Rp^{R-1}(1-p)+ p^R} - S_N(\mathbb{K}_R) \right) \xrightarrow{d} N \left( 0, \left( \sigma^{[2]}(\mathbb{K}_R, p) \right)^2 \right), \quad \text{where,}$$

$$\left( \sigma^{[2]}(\mathbb{K}_R, p) \right)^2 = \frac{R^2(R-1)^2 p^{(2R-3)}(1-p)^3}{(Rp^{R-1}(1-p)+ p^R)^2} \sum_{u_1=1}^K \lambda_{u_1} \left( \sum_{(u_2, \dots, u_R)^T \in [K]^{R-1}} \Psi_{\mathbb{K}_R}(\mathbf{\Pi}, \mathbf{u}) \prod_{i=2}^R \lambda_{u_i} \right)^2.$$

(b) When  $H = \mathbb{K}_{1,R-1}$  ( $(R-1)$ -star graph on  $R$  vertices), then

$$N^{-R+1/2} \left( \frac{\widehat{S}_N^{[2]}(\mathbb{K}_{1,R-1})}{p^{(R-1)}(1-p)+ p} - S_N(\mathbb{K}_{1,R-1}) \right) \xrightarrow{d} N \left( 0, \left( \sigma^{[2]}(\mathbb{K}_{1,R-1}, p) \right)^2 \right), \quad \text{where,}$$

$$\left( \sigma^{[2]}(\mathbb{K}_{1,R-1}, p) \right)^2 = \frac{p(1-p)}{(p^{(R-1)}(1-p)+ p)^2} \sum_{u_1=1}^K \lambda_{u_1} \left[ \sum_{(u_2, \dots, u_R)^T \in [K]^{R-1}} \left( (1-p^{R-1}) \prod_{l(\neq 1)=1}^R \pi_{u_1, u_l} \right. \right. \\ \left. \left. + (R-1)p^{R-2}(1-p) \prod_{l(\neq 2)=1}^R \pi_{u_2, u_l} \right) \cdot \prod_{i=2}^R \lambda_{u_i} \right]^2.$$

*Proof of Corollary 5.8.* This corollary is a direct application of the Theorem 3.3. For the variance expressions, we have to write the explicit expression for  $f(H, p)$  and  $\delta_k(H, p)$  defined in (3.12) for both the cases. In case of  $H = \mathbb{K}_R$  or for complete graph with  $R$ -vertices, using (E.12), (E.10) and (E.32), we can write the following, number of edges of  $\mathbb{K}_R$  is  $T = R(R-1)/2$  and edge set is

$$\begin{aligned} E(\mathbb{K}_R) &= \{ 1, 2 \}, \dots, \{ 1, R \}, \{ 2, 3 \}, \dots, \{ 2, R \}, \dots, \{ R-1, R \} \\ &= \{ C_1, \dots, C_{R-1}, C_R, \dots, C_{2R-3}, \dots, C_{R(R-1)/2} \} \end{aligned}$$

In general, edges connected to  $r$ -th vertex are  $\{ 1, r \}, \dots, \{ r-1, r \}, \{ r, r+1 \}, \dots, \{ r, R \}$ . Now, from the definition (3.12), and for  $r = 1, \dots, R$

$$\mathcal{N}(r) = \{ 1, \dots, r-1, r+1, \dots, R \} \quad \text{and} \quad \mathcal{A}^c(r) = \{ \text{set of } t \in [R(R-1)/2] \text{ such that } r \notin C_t \}.$$

Note that, if  $r$ -th vertex and edge related to that vertex is removed from the  $\mathbb{K}_R$ , then also the graph is complete on  $R-1$  vertices. Then, from (3.12), and for  $r = 2, \dots, R$ ,

$$\begin{aligned} \delta_r(\mathbb{K}_R, p) &= \mathbf{E} \left[ \left\{ \prod_{t \in \mathcal{A}^c(r)} \max \{ \widetilde{W}_i, \widetilde{W}_j : i, j \in C_t \} \right\} \left\{ 1 - \prod_{v \in \mathcal{N}(r)} \widetilde{W}_v \right\} \right] \\ &= \mathbf{E} \left[ \left\{ \sum_{i(\neq r)=1}^R \widetilde{W}_1 \dots \widetilde{W}_{i-1} \widetilde{W}_{i+1} \dots \widetilde{W}_R (1 - \widetilde{W}_i) + \prod_{i(\neq r)}^R \widetilde{W}_i \right\} \left\{ 1 - \prod_{v(\neq r)=1}^R \widetilde{W}_v \right\} \right] \end{aligned}$$

$$\begin{aligned}
&= \mathbf{E} \left[ \left\{ \sum_{i(\neq r)=1}^R \widetilde{W}_1 \dots \widetilde{W}_{i-1} \widetilde{W}_{i+1} \dots, \widetilde{W}_R(1 - \widetilde{W}_i) + \prod_{i(\neq r)=1}^R \widetilde{W}_i \right\} \right] \\
&- \mathbf{E} \left[ \left\{ \sum_{i(\neq r)=1}^R \widetilde{W}_1 \dots \widetilde{W}_{i-1} \widetilde{W}_{i+1} \dots, \widetilde{W}_R(1 - \widetilde{W}_i) + \prod_{i(\neq r)=1}^R \widetilde{W}_i \right\} \left\{ \prod_{v(\neq r)=1}^R \widetilde{W}_v \right\} \right] \quad (\text{E.77}) \\
&= \{ (R-1)p^{R-2}(1-p) + p^{R-1} \} - p^{R-1} \\
&= (R-1)p^{R-2}(1-p)
\end{aligned}$$

Note that, if we denote the random variable under expectation in the second term of (E.77) by  $V_r$  and  $V_r$  is a Bernoulli random variable, then

$$\begin{aligned}
\mathbf{P}(V_r = 1) &= \mathbf{P} \left( \left\{ \sum_{i(\neq r)=1}^R \widetilde{W}_1 \dots \widetilde{W}_{i-1} \widetilde{W}_{i+1} \dots, \widetilde{W}_R(1 - \widetilde{W}_i) + \prod_{i(\neq r)=1}^R \widetilde{W}_i \right\} \left\{ \prod_{v(\neq r)=1}^R \widetilde{W}_v \right\} = 1 \right) \\
&= \mathbf{P} \left( \widetilde{W}_1 = 1, \dots, \widetilde{W}_{r-1} = 1, \widetilde{W}_{r+1} = 1, \dots, \widetilde{W}_R = 1 \right) = p^{R-1} = 1 - \mathbf{P}(V_r = 0)
\end{aligned}$$

Now, from the definition (3.12),

$$f(\mathbb{K}_R, p) = \mathbf{E} \left( \prod_{\{i,j\} \in E(H)} \max\{\widetilde{W}_i, \widetilde{W}_j\} \right) = \mathbf{E} \left( \sum_{i=1}^R (1 - \widetilde{W}_i) \prod_{j(\neq i)=1}^R \widetilde{W}_j + \prod_{j=1}^R \widetilde{W}_j \right) = R \cdot p^{R-1}(1-p) + p^R.$$

In case of  $H = \mathbb{K}_{1,R-1}$  or for star graph with  $R$ -vertices, using (E.12), (E.10) and (E.32), we can write the following, number of edges of  $\mathbb{K}_{1,R-1}$  is  $T = R - 1$  and edge set is

$$E(\mathbb{K}_{1,R-1}) = \{1, 2\}, \dots, \{1, R\} = \{C_1, \dots, C_{R-1}\}$$

Now, from the definition (3.12), and for  $r = 1, \dots, R$ ,

$$\mathcal{N}(r) = \begin{cases} \{2, \dots, R\}, & \text{if } r = 1 \\ \{1\}, & \text{if } r \neq 1. \end{cases} \quad \text{and} \quad \mathcal{A}^c(r) = \begin{cases} \emptyset, & \text{if } r = 1 \\ [R-1] \setminus \{r-1\}, & \text{if } r \neq 1. \end{cases}$$

Then, from (3.12), when  $r = 1$ ,

$$\begin{aligned}
\delta_1(\mathbb{K}_{1,R-1}, p) &= \mathbf{E} \left[ \left\{ \prod_{t \in \mathcal{A}^c(1)} \max\{\widetilde{W}_i, \widetilde{W}_j : i, j \in C_t\} \right\} \left\{ 1 - \prod_{v \in \mathcal{N}(1)} \widetilde{W}_v \right\} \right] \\
&= \mathbf{E} \left[ \left\{ 1 - \prod_{v=2}^R \widetilde{W}_v \right\} \right] = (1 - p^{R-1}),
\end{aligned}$$

and when  $r \neq 1$ ,

$$\begin{aligned}
\delta_r(\mathbb{K}_{1,R-1}, p) &= \mathbf{E} \left[ \left\{ \prod_{t \in \mathcal{A}^c(r)} \max\{\widetilde{W}_i, \widetilde{W}_j : i, j \in C_t\} \right\} \left\{ 1 - \prod_{v \in \mathcal{N}(r)} \widetilde{W}_v \right\} \right] \\
&= \mathbf{E} \left[ \left\{ \prod_{t \in [R-1] \setminus \{r-1\}} \max\{\widetilde{W}_i, \widetilde{W}_j : i, j \in C_t\} \right\} \left\{ 1 - \widetilde{W}_1 \right\} \right] = \mathbf{E} \left[ \left\{ \prod_{t(\neq r)=2}^R \max\{\widetilde{W}_1, \widetilde{W}_t\} \right\} \left\{ 1 - \widetilde{W}_1 \right\} \right] \\
&= \mathbf{E} \left[ \prod_{t(\neq r)=2}^R \widetilde{W}_t \mid \widetilde{W}_1 = 0 \right] \mathbf{P}(\widetilde{W}_1 = 0) = p^{R-2}(1-p).
\end{aligned}$$

Now, from the definition (3.12),

$$\begin{aligned} f(\mathbb{K}_{1,R-1}, p) &= \mathbf{E} \left( \prod_{\{i,j\} \in E(\mathbb{K}_{1,R-1})} \max\{\widetilde{W}_i, \widetilde{W}_j\} \right) = \mathbf{E} \left( \prod_{i=2}^R \max\{\widetilde{W}_1, \widetilde{W}_i\} \right) \\ &= \mathbf{E} \left( \widetilde{W}_1 + (1 - \widetilde{W}_1) \prod_{i=2}^R \widetilde{W}_i \right) = p + p^{R-1}(1 - p). \end{aligned}$$

Hence,  $f(\mathbb{K}_{1,R-1}, p) = p + p^{R-1}(1 - p)$ .  $\square$

*Proof of the Corollary 3.4.* Proof of this corollary directly follows from the Corollary 5.8.  $\square$

### 5.2.3 A multivariate CLT for estimated and population based edge, wedge and triangle counts

**Proposition 5.9** (Asymptotic joint distribution of edge, wedge and triangle). *Suppose, assumptions (A1)-(A5) holds. Consider the estimated edge, wedge and triangle count  $\widehat{S}_N^{[i]}(\mathbb{K}_2)$ ,  $\widehat{S}_N^{[i]}(\mathbb{K}_{1,2})$  and  $\widehat{S}_N^{[i]}(\mathbb{K}_3)$  respectively (cf. (3.4)) and the population based count of same quantities,  $S_N(\mathbb{K}_2)$ ,  $S_N(\mathbb{K}_{1,2})$  and  $S_N(\mathbb{K}_3)$ , respectively (cf. (3.2)). Consider a vector*

$$\mathbf{z}_N^{[i]} = \left( \frac{\widehat{S}_N^{[i]}(\mathbb{K}_2)}{N^2}, \frac{\widehat{S}_N^{[i]}(\mathbb{K}_{1,2})}{N^3}, \frac{\widehat{S}_N^{[i]}(\mathbb{K}_3)}{N^3}, \frac{S_N(\mathbb{K}_2)}{N^2}, \frac{S_N(\mathbb{K}_{1,2})}{N^3}, \frac{S_N(\mathbb{K}_3)}{N^3} \right)^T, \quad \text{for } i = 1, 2.$$

Then

(a) Under induced sampling scheme or  $i = 1$ ,

$$\begin{aligned} \sqrt{N} \left( \mathbf{z}_N^{[1]} - \mathbf{E} \left( \mathbf{z}_N^{[1]} \right) \right) &\xrightarrow{d} N_6 \left( \mathbf{0}, \boldsymbol{\Sigma}^{[1]} \right), \quad \text{where, } \boldsymbol{\Sigma}^{[1]} = p^3(1-p) \sum_{u=1}^K \lambda_u \cdot \mathbf{a}_u(p) \mathbf{a}_u(p)^T, \quad \text{and,} \\ \mathbf{a}_u(p) &= \left( 2 \sum_{v=1}^K \pi_{u,v} \lambda_v, p \sum_{v,w=1}^K (\pi_{u,w} + 2\pi_{v,w}) \pi_{u,v} \lambda_v \lambda_w, 3p \sum_{v,w=1}^K \pi_{u,v} \pi_{v,w} \pi_{w,u} \lambda_v \lambda_w, 0, 0, 0 \right)^T. \end{aligned} \tag{E.78}$$

(b) Under ego-centric sampling scheme or  $i = 2$ ,

$$\begin{aligned} \sqrt{N} \left( \mathbf{z}_N^{[2]} - \mathbf{E} \left( \mathbf{z}_N^{[2]} \right) \right) &\xrightarrow{d} N_6 \left( \mathbf{0}, \boldsymbol{\Sigma}^{[2]} \right), \quad \text{where, } \boldsymbol{\Sigma}^{[2]} = p(1-p)^3 \sum_{u=1}^K \lambda_u \cdot \mathbf{b}_u(p) \mathbf{b}_u(p)^T, \quad \text{and,} \\ \mathbf{b}_u(p) &= \left( 2 \sum_{v=1}^K \pi_{u,v} \lambda_v, \sum_{v,w=1}^K (1+p) \pi_{u,w} + 2p \cdot \pi_{v,w} \pi_{u,v} \lambda_v \lambda_w, 6p \sum_{v,w=1}^K \pi_{u,v} \pi_{v,w} \pi_{w,u} \lambda_v \lambda_w, 0, 0, 0 \right)^T \end{aligned} \tag{E.79}$$

*Proof of the Proposition 5.9.* First we proof for the induced subgraph sampling. To prove the joint asymptotic normality we use *Cramér-Wold device* (see. [van der Vaart \(1998\)](#) p.16). Let  $\mathbf{t} = (t_1, \dots, t_6)^T \in \mathbb{R}^6$  be

a six dimensional real vector, then,

$$\begin{aligned}
\mathbf{t}^T \left( \mathbf{Z}_N^{[1]} - \mathbf{E} \left( \mathbf{Z}_N^{[1]} \right) \right) &= \frac{t_1}{N^2} \left( \sum_{s_1 \neq s_2} \Psi_{\mathbb{K}_2} \left( \mathbf{U}_N^{[1]}, \mathbf{s} \right) \Psi_{\mathbb{K}_2} \left( \mathbf{Y}_N, \mathbf{s} \right) - p^2 \sum_{s_1 \neq s_2} \Psi_{\mathbb{K}_2} \left( \mathbf{\Pi}, \left( \boldsymbol{\alpha}_N \right)_s \right) \right) \\
&+ \frac{t_2}{N^3} \left( \sum_{s_1 \neq s_2 \neq s_3} \Psi_{\mathbb{K}_{1,2}} \left( \mathbf{U}_N^{[1]}, \mathbf{s} \right) \Psi_{\mathbb{K}_{1,2}} \left( \mathbf{Y}_N, \mathbf{s} \right) - p^3 \sum_{s_1 \neq s_2 \neq s_3} \Psi_{\mathbb{K}_{1,2}} \left( \mathbf{\Pi}, \left( \boldsymbol{\alpha}_N \right)_s \right) \right) \\
&+ \frac{t_3}{N^3} \left( \sum_{s_1 \neq s_2 \neq s_3} \Psi_{\mathbb{K}_3} \left( \mathbf{U}_N^{[1]}, \mathbf{s} \right) \Psi_{\mathbb{K}_3} \left( \mathbf{Y}_N, \mathbf{s} \right) - p^3 \sum_{s_1 \neq s_2 \neq s_3} \Psi_{\mathbb{K}_3} \left( \mathbf{\Pi}, \left( \boldsymbol{\alpha}_N \right)_s \right) \right) \\
&+ \frac{t_4}{N^2} \left( \sum_{s_1 \neq s_2} \Psi_{\mathbb{K}_2} \left( \mathbf{Y}_N, \mathbf{s} \right) - \sum_{s_1 \neq s_2} \Psi_{\mathbb{K}_2} \left( \mathbf{\Pi}, \left( \boldsymbol{\alpha}_N \right)_s \right) \right) + \frac{t_5}{N^3} \left( \sum_{s_1 \neq s_2 \neq s_3} \Psi_{\mathbb{K}_{1,2}} \left( \mathbf{Y}_N, \mathbf{s} \right) - \sum_{s_1 \neq s_2 \neq s_3} \Psi_{\mathbb{K}_{1,2}} \left( \mathbf{\Pi}, \left( \boldsymbol{\alpha}_N \right)_s \right) \right) \\
&+ \frac{t_6}{N^3} \left( \sum_{s_1 \neq s_2 \neq s_3} \Psi_{\mathbb{K}_3} \left( \mathbf{Y}_N, \mathbf{s} \right) - p^3 \sum_{s_1 \neq s_2 \neq s_3} \Psi_{\mathbb{K}_3} \left( \mathbf{\Pi}, \left( \boldsymbol{\alpha}_N \right)_s \right) \right) \\
&= \left\{ \frac{1}{N^2} \sum_{s_1 \neq s_2} \left( t_1 \Psi_{\mathbb{K}_2} \left( \mathbf{U}_N^{[1]}, \mathbf{s} \right) + t_4 \right) \left( \Psi_{\mathbb{K}_2} \left( \mathbf{Y}_N, \mathbf{s} \right) - \Psi_{\mathbb{K}_2} \left( \mathbf{\Pi}, \left( \boldsymbol{\alpha}_N \right)_s \right) \right) \right. \\
&+ \frac{1}{N^3} \sum_{s_1 \neq s_2 \neq s_3} \left( t_2 \Psi_{\mathbb{K}_{1,2}} \left( \mathbf{U}_N^{[1]}, \mathbf{s} \right) + t_5 \right) \left( \Psi_{\mathbb{K}_{1,2}} \left( \mathbf{Y}_N, \mathbf{s} \right) - \Psi_{\mathbb{K}_{1,2}} \left( \mathbf{\Pi}, \left( \boldsymbol{\alpha}_N \right)_s \right) \right) \\
&+ \left. \frac{1}{N^3} \sum_{s_1 \neq s_2 \neq s_3} \left( t_3 \Psi_{\mathbb{K}_3} \left( \mathbf{U}_N^{[1]}, \mathbf{s} \right) + t_6 \right) \left( \Psi_{\mathbb{K}_3} \left( \mathbf{Y}_N, \mathbf{s} \right) - \Psi_{\mathbb{K}_3} \left( \mathbf{\Pi}, \left( \boldsymbol{\alpha}_N \right)_s \right) \right) \right\} + \\
&+ \left\{ \frac{t_1}{N^2} \sum_{s_1 \neq s_2} \left( \Psi_{\mathbb{K}_2} \left( \mathbf{U}_N^{[1]}, \mathbf{s} \right) - p^2 \right) \Psi_{\mathbb{K}_2} \left( \mathbf{\Pi}, \left( \boldsymbol{\alpha}_N \right)_s \right) + \frac{t_2}{N^2} \sum_{s_1 \neq s_2 \neq s_3} \left( \Psi_{\mathbb{K}_{1,2}} \left( \mathbf{U}_N^{[1]}, \mathbf{s} \right) - p^3 \right) \Psi_{\mathbb{K}_{1,2}} \left( \mathbf{\Pi}, \left( \boldsymbol{\alpha}_N \right)_s \right) \right. \\
&+ \left. \frac{t_3}{N^3} \sum_{s_1 \neq s_2 \neq s_3} \left( \Psi_{\mathbb{K}_3} \left( \mathbf{U}_N^{[1]}, \mathbf{s} \right) - p^3 \right) \Psi_{\mathbb{K}_3} \left( \mathbf{\Pi}, \left( \boldsymbol{\alpha}_N \right)_s \right) \right\} \\
&= M_{1,N}^{[1]} + M_{2,N}^{[1]}, \quad (\text{say}),
\end{aligned}$$

where,

$$\begin{aligned}
M_{1,N}^{[1]} &= \frac{1}{N^2} \sum_{s_1 \neq s_2} \left( t_1 \Psi_{\mathbb{K}_2} \left( \mathbf{U}_N^{[1]}, \mathbf{s} \right) + t_4 \right) \left( \Psi_{\mathbb{K}_2} \left( \mathbf{Y}_N, \mathbf{s} \right) - \Psi_{\mathbb{K}_2} \left( \mathbf{\Pi}, \left( \boldsymbol{\alpha}_N \right)_s \right) \right) \\
&+ \frac{1}{N^3} \sum_{s_1 \neq s_2 \neq s_3} \left( t_2 \Psi_{\mathbb{K}_{1,2}} \left( \mathbf{U}_N^{[1]}, \mathbf{s} \right) + t_5 \right) \left( \Psi_{\mathbb{K}_{1,2}} \left( \mathbf{Y}_N, \mathbf{s} \right) - \Psi_{\mathbb{K}_{1,2}} \left( \mathbf{\Pi}, \left( \boldsymbol{\alpha}_N \right)_s \right) \right) \\
&+ \frac{1}{N^3} \sum_{s_1 \neq s_2 \neq s_3} \left( t_3 \Psi_{\mathbb{K}_3} \left( \mathbf{U}_N^{[1]}, \mathbf{s} \right) + t_6 \right) \left( \Psi_{\mathbb{K}_3} \left( \mathbf{Y}_N, \mathbf{s} \right) - \Psi_{\mathbb{K}_3} \left( \mathbf{\Pi}, \left( \boldsymbol{\alpha}_N \right)_s \right) \right) \\
&= N^{-2} M_{1,1,N}^{[1]} + N^{-3} M_{1,2,N}^{[1]} + N^{-3} M_{1,3,N}^{[1]}, \quad (\text{say}) \\
M_{2,N}^{[1]} &= \frac{t_1}{N^2} \sum_{s_1 \neq s_2} \left( \Psi_{\mathbb{K}_2} \left( \mathbf{U}_N^{[1]}, \mathbf{s} \right) - p^2 \right) \Psi_{\mathbb{K}_2} \left( \mathbf{\Pi}, \left( \boldsymbol{\alpha}_N \right)_s \right) + \frac{t_2}{N^2} \sum_{s_1 \neq s_2 \neq s_3} \left( \Psi_{\mathbb{K}_{1,2}} \left( \mathbf{U}_N^{[1]}, \mathbf{s} \right) - p^3 \right) \Psi_{\mathbb{K}_{1,2}} \left( \mathbf{\Pi}, \left( \boldsymbol{\alpha}_N \right)_s \right) \\
&+ \frac{t_3}{N^3} \sum_{s_1 \neq s_2 \neq s_3} \left( \Psi_{\mathbb{K}_3} \left( \mathbf{U}_N^{[1]}, \mathbf{s} \right) - p^3 \right) \Psi_{\mathbb{K}_3} \left( \mathbf{\Pi}, \left( \boldsymbol{\alpha}_N \right)_s \right). \tag{E.80}
\end{aligned}$$

Here, we will show that  $M_{1,N}^{[1]} = o_p(\sqrt{N})$ . Here,  $\mathbf{E} \left( M_{1,N}^{[1]} \right) = 0$ , immediately from the expression, and

$$\mathbf{Var} \left( \sqrt{N} \cdot M_{1,N}^{[1]} \right) = \mathbf{E} \left( \left[ \sqrt{N} \cdot M_{1,N}^{[1]} \right]^2 \right) = \mathbf{E} \left( \left[ N^{-3/2} \cdot M_{1,1,N}^{[1]} + N^{-5/2} \cdot M_{1,2,N}^{[1]} + N^{-5/2} \cdot M_{1,3,N}^{[1]} \right]^2 \right)$$

$$\begin{aligned}
&= N^{-3} \mathbf{E} \left( \left( M_{1,1,N}^{[1]} \right)^2 \right) + N^{-5} \mathbf{E} \left( \left( M_{1,2,N}^{[1]} \right)^2 \right) + N^{-5} \mathbf{E} \left( \left( M_{1,3,N}^{[1]} \right)^2 \right) \\
&+ 2N^{-4} \mathbf{E} \left( M_{1,1,N}^{[1]} \cdot M_{1,2,N}^{[1]} \right) + 2N^{-5} \mathbf{E} \left( M_{1,2,N}^{[1]} \cdot M_{1,3,N}^{[1]} \right) + 2N^{-5} \mathbf{E} \left( M_{1,3,N}^{[1]} \cdot M_{1,1,N}^{[1]} \right) \\
&\leq N^{-3} \mathbf{E} \left( \left( M_{1,1,N}^{[1]} \right)^2 \right) + N^{-5} \mathbf{E} \left( \left( M_{1,2,N}^{[1]} \right)^2 \right) + N^{-5} \mathbf{E} \left( \left( M_{1,3,N}^{[1]} \right)^2 \right) \\
&+ 2N^{-4} \left[ \mathbf{E} \left( \left( M_{1,1,N}^{[1]} \right)^2 \right) \cdot \mathbf{E} \left( \left( M_{1,2,N}^{[1]} \right)^2 \right) \right]^{1/2} + 2N^{-5} \left[ \mathbf{E} \left( \left( M_{1,2,N}^{[1]} \right)^2 \right) \cdot \mathbf{E} \left( \left( M_{1,3,N}^{[1]} \right)^2 \right) \right]^{1/2} \\
&\quad + 2N^{-4} \left[ \mathbf{E} \left( \left( M_{1,3,N}^{[1]} \right)^2 \right) \cdot \mathbf{E} \left( \left( M_{1,1,N}^{[1]} \right)^2 \right) \right]^{1/2} \\
&= N^{-3} \mathbf{Var} \left( M_{1,1,N}^{[1]} \right) + N^{-5} \mathbf{Var} \left( M_{1,2,N}^{[1]} \right) + N^{-5} \mathbf{Var} \left( M_{1,3,N}^{[1]} \right) + 2N^{-4} \left[ \mathbf{Var} \left( M_{1,1,N}^{[1]} \right) \cdot \mathbf{Var} \left( M_{1,2,N}^{[1]} \right) \right]^{1/2} \\
&+ 2N^{-5} \left[ \mathbf{Var} \left( M_{1,2,N}^{[1]} \right) \cdot \mathbf{Var} \left( M_{1,3,N}^{[1]} \right) \right]^{1/2} + 2N^{-4} \left[ \mathbf{Var} \left( M_{1,3,N}^{[1]} \right) \cdot \mathbf{Var} \left( M_{1,1,N}^{[1]} \right) \right]^{1/2} \\
&\leq N^{-3} O(N^2) + N^{-5} O(N^4) + N^{-5} O(N^4) + N^{-4} [O(N^2) \cdot O(N^4)]^{1/2}, \quad (\text{using Lemma 5.1 and (E.25)}) \\
&+ N^{-5} [O(N^4) \cdot O(N^4)]^{1/2} + N^{-4} [O(N^4) \cdot O(N^2)]^{1/2}
\end{aligned}$$

Therefore,  $M_{1,N}^{[1]} = o_p(\sqrt{N})$ . Now, we consider the Hájek projection of  $M_{2,N}^{[1]}$  defined in (E.80) and we get the following expression

$$\begin{aligned}
\widetilde{M}_{2,N}^{[1]} &= \sum_{l=1}^N \mathbf{E} \left( J_{2,N}^{[1]} \mid W_{N,l} \right) \\
&= \frac{t_1}{N^2} \sum_{l=1}^N \mathbf{E} \left( \sum_{s_1 \neq s_2} \left( \Psi_{\mathbb{K}_2} \left( \mathbf{U}_N^{[1]}, \mathbf{s} \right) - p^2 \right) \mid W_{N,l} \right) \cdot \Psi_{\mathbb{K}_2} \left( \mathbf{\Pi}, (\boldsymbol{\alpha}_N)_{\mathbf{s}} \right) \\
&+ \frac{t_2}{N^3} \sum_{l=1}^N \mathbf{E} \left( \sum_{s_1 \neq s_2 \neq s_3} \left( \Psi_{\mathbb{K}_{1,2}} \left( \mathbf{U}_N^{[1]}, \mathbf{s} \right) - p^3 \right) \mid W_{N,l} \right) \cdot \Psi_{\mathbb{K}_{1,2}} \left( \mathbf{\Pi}, (\boldsymbol{\alpha}_N)_{\mathbf{s}} \right) \\
&+ \frac{t_3}{N^3} \sum_{l=1}^N \mathbf{E} \left( \sum_{s_1 \neq s_2 \neq s_3} \left( \Psi_{\mathbb{K}_3} \left( \mathbf{U}_N^{[1]}, \mathbf{s} \right) - p^3 \right) \mid W_{N,l} \right) \cdot \Psi_{\mathbb{K}_3} \left( \mathbf{\Pi}, (\boldsymbol{\alpha}_N)_{\mathbf{s}} \right) \\
&= \frac{t_1}{N^2} \sum_{s_1 \neq s_2} \left( (pW_{N,s_1} - p^2) + (pW_{N,s_2} - p^2) \right) \cdot \pi_{\alpha_{s_1}, \alpha_{s_2}} \\
&+ \frac{t_2}{N^3} \sum_{s_1 \neq s_2 \neq s_3} \left( (p^2W_{N,s_1} - p^3) + (p^2W_{N,s_2} - p^3) + (p^2W_{N,s_3} - p^3) \right) \cdot \pi_{\alpha_{s_1}, \alpha_{s_2}} \pi_{\alpha_{s_2}, \alpha_{s_3}} \\
&+ \frac{t_3}{N^3} \sum_{s_1 \neq s_2 \neq s_3} \left( (p^2W_{N,s_1} - p^3) + (p^2W_{N,s_2} - p^3) + (p^2W_{N,s_3} - p^3) \right) \cdot \pi_{\alpha_{s_1}, \alpha_{s_2}} \pi_{\alpha_{s_2}, \alpha_{s_3}} \pi_{\alpha_{s_3}, \alpha_{s_1}} \quad (\text{E.81}) \\
&= 2 \frac{t_1}{N^2} \sum_{s_1 \neq s_2} (pW_{N,s_1} - p^2) \cdot \pi_{\alpha_{s_1}, \alpha_{s_2}} \\
&+ \frac{t_2}{N^3} \left( \sum_{s_1 \neq s_2 \neq s_3} (p^2W_{N,s_1} - p^3) \cdot \pi_{\alpha_{s_2}, \alpha_{s_1}} \pi_{\alpha_{s_1}, \alpha_{s_3}} + 2 \sum_{s_1 \neq s_2 \neq s_3} (p^2W_{N,s_2} - p^3) \cdot \pi_{\alpha_{s_2}, \alpha_{s_1}} \pi_{\alpha_{s_1}, \alpha_{s_3}} \right) \\
&+ 3 \frac{t_3}{N^3} \sum_{s_1 \neq s_2 \neq s_3} (p^2W_{N,s_1} - p^3) \cdot \pi_{\alpha_{s_1}, \alpha_{s_2}} \pi_{\alpha_{s_2}, \alpha_{s_3}} \pi_{\alpha_{s_3}, \alpha_{s_1}} \\
&= 2p \frac{t_1}{N^2} \sum_{s_1=1}^N (W_{N,s_1} - p) \sum_{\substack{s_2=1 \\ s_2 \neq s_1}}^N \pi_{\alpha_{s_1}, \alpha_{s_2}} + p^2 \frac{t_2}{N^3} \sum_{s_1=1}^N (W_{N,s_1} - p) \left( \sum_{\substack{s_2 \neq s_3 \\ s_2, s_3 \neq s_1}} \{ \pi_{\alpha_{s_1}, \alpha_{s_3}} + 2\pi_{\alpha_{s_2}, \alpha_{s_3}} \} \pi_{\alpha_{s_1}, \alpha_{s_2}} \right)
\end{aligned}$$

$$+ 3p^2 \frac{t_3}{N^3} \sum_{s_1=1}^N (W_{N,s_1} - p) \sum_{\substack{s_2 \neq s_3 \\ s_2, s_3 \neq s_1}} \pi_{\alpha_{s_1}, \alpha_{s_2}} \pi_{\alpha_{s_2}, \alpha_{s_3}} \pi_{\alpha_{s_3}, \alpha_{s_1}}. \quad (\text{E.82})$$

Now the variance of  $\sqrt{N} \cdot \widetilde{M}_{2,N}^{[1]}$  has the following expression,

$$\begin{aligned} & \text{Var} \left( \sqrt{N} \cdot \widetilde{M}_{2,N}^{[1]} \right) \\ &= 4t_1^2 N^{-3} p^3 (1-p) \sum_{s_1=1}^N \left( \sum_{\substack{s_2=1 \\ s_2 \neq s_1}}^N \pi_{\alpha_{s_1}, \alpha_{s_2}} \right)^2 + t_2^2 N^{-5} p^5 (1-p) \sum_{s_1=1}^N \left( \sum_{\substack{s_2 \neq s_3 \\ s_2, s_3 \neq s_1}} \{ \pi_{\alpha_{s_1}, \alpha_{s_3}} + 2\pi_{\alpha_{s_2}, \alpha_{s_3}} \} \pi_{\alpha_{s_1}, \alpha_{s_2}} \right)^2 \\ &+ 9t_3^2 N^{-5} p^5 (1-p) \sum_{s_1=1}^N \left( \sum_{\substack{s_2 \neq s_3 \\ s_2, s_3 \neq s_1}} \pi_{\alpha_{s_1}, \alpha_{s_2}} \pi_{\alpha_{s_2}, \alpha_{s_3}} \pi_{\alpha_{s_3}, \alpha_{s_1}} \right)^2 \\ &+ 4t_1 t_2 N^{-4} p^4 (1-p) \sum_{s_1=1}^N \left( \sum_{\substack{s_2=1 \\ s_2 \neq s_1}}^N \pi_{\alpha_{s_1}, \alpha_{s_2}} \right) \left( \sum_{\substack{s_2 \neq s_3 \\ s_2, s_3 \neq s_1}} \{ \pi_{\alpha_{s_1}, \alpha_{s_3}} + 2\pi_{\alpha_{s_2}, \alpha_{s_3}} \} \pi_{\alpha_{s_1}, \alpha_{s_2}} \right) \\ &+ 6t_2 t_3 N^{-5} p^5 (1-p) \sum_{s_1=1}^N \left( \sum_{\substack{s_2 \neq s_3 \\ s_2, s_3 \neq s_1}} \{ \pi_{\alpha_{s_1}, \alpha_{s_3}} + 2\pi_{\alpha_{s_2}, \alpha_{s_3}} \} \pi_{\alpha_{s_1}, \alpha_{s_2}} \right) \left( \sum_{\substack{s_2 \neq s_3 \\ s_2, s_3 \neq s_1}} \pi_{\alpha_{s_1}, \alpha_{s_2}} \pi_{\alpha_{s_2}, \alpha_{s_3}} \pi_{\alpha_{s_3}, \alpha_{s_1}} \right) \\ &+ 12t_3 t_1 N^{-4} p^4 (1-p) \sum_{s_1=1}^N \left( \sum_{\substack{s_2 \neq s_3 \\ s_2, s_3 \neq s_1}} \pi_{\alpha_{s_1}, \alpha_{s_2}} \pi_{\alpha_{s_2}, \alpha_{s_3}} \pi_{\alpha_{s_3}, \alpha_{s_1}} \right) \left( \sum_{\substack{s_2=1 \\ s_2 \neq s_1}}^N \pi_{\alpha_{s_1}, \alpha_{s_2}} \right) \\ &\rightarrow 4t_1^2 p^3 (1-p) \sum_{u=1}^K \lambda_u \left( \sum_{v=1}^K \pi_{u,v} \lambda_v \right)^2 + t_2^2 p^5 (1-p) \sum_{u=1}^K \lambda_u \left( \sum_{v,w=1}^K \{ \pi_{u,w} + 2\pi_{v,w} \} \pi_{u,v} \lambda_v \lambda_w \right)^2 \\ &+ 9t_3^2 p^5 (1-p) \sum_{u=1}^K \lambda_u \left( \sum_{v,w=1}^K \pi_{u,v} \pi_{v,w} \pi_{w,u} \lambda_v \lambda_w \right)^2 \\ &+ 4t_1 t_2 p^4 (1-p) \sum_{u=1}^K \lambda_u \left( \sum_{v=1}^K \pi_{u,v} \lambda_v \right) \left( \sum_{v,w=1}^K \{ \pi_{u,w} + 2\pi_{v,w} \} \pi_{u,v} \lambda_v \lambda_w \right) \\ &+ 6t_2 t_3 p^5 (1-p) \sum_{u=1}^K \lambda_u \left( \sum_{v,w=1}^K \{ \pi_{u,w} + 2\pi_{v,w} \} \pi_{u,v} \lambda_v \lambda_w \right) \left( \sum_{v,w=1}^K \pi_{u,v} \pi_{v,w} \pi_{w,u} \lambda_v \lambda_w \right) \\ &+ 12t_3 t_1 p^4 (1-p) \sum_{u=1}^K \lambda_u \left( \sum_{v,w=1}^K \pi_{u,v} \pi_{v,w} \pi_{w,u} \lambda_v \lambda_w \right) \left( \sum_{v=1}^K \pi_{u,v} \lambda_v \right) = \mathbf{t}^T \boldsymbol{\Sigma}^{[1]} \mathbf{t} \end{aligned}$$

where,  $\boldsymbol{\Sigma}^{[1]}$  and  $\mathbf{a}_u(p)$  defined in (E.78) and the variance is finite due to assumption (A.2) and (A.3). Now, from the expression (E.82),

$$\begin{aligned} \sqrt{N} \cdot \widetilde{M}_{2,N}^{[1]} &= \sum_{s_1=1}^N (W_{N,s_1} - p) \frac{1}{N^{3/2}} \left\{ 2t_1 p \sum_{s_2=1}^N \pi_{\alpha_{s_1}, \alpha_{s_2}} \right. \\ &\left. + \frac{p^2 t_2}{N} \sum_{s_2 \neq s_3} (\pi_{\alpha_{s_1}, \alpha_{s_2}} \pi_{\alpha_{s_2}, \alpha_{s_3}} + 2\pi_{\alpha_{s_1}, \alpha_{s_2}} \pi_{\alpha_{s_2}, \alpha_{s_3}}) + \frac{3t_3}{N} \sum_{s_2 \neq s_3} \pi_{\alpha_{s_1}, \alpha_{s_2}} \pi_{\alpha_{s_2}, \alpha_{s_3}} \pi_{\alpha_{s_3}, \alpha_{s_1}} \right\} \end{aligned}$$

Note that,  $\sqrt{N} \cdot \widetilde{M}_{2,N}^{[1]}$  is a weighted sum of centered, independent random variables with non-random

weights,

$$a_{s_1, N} = \frac{1}{N^{3/2}} \left\{ 2t_1 p \sum_{s_2=1}^N \pi_{\alpha_{s_1}, \alpha_{s_2}} + \frac{p^2 t_2}{N} \sum_{s_2 \neq s_3} (\pi_{\alpha_{s_1}, \alpha_{s_2}} \pi_{\alpha_{s_1}, \alpha_{s_3}} + 2\pi_{\alpha_{s_1}, \alpha_{s_2}} \pi_{\alpha_{s_2}, \alpha_{s_3}}) \right. \\ \left. + \frac{3t_3}{N} \sum_{s_2 \neq s_3} \pi_{\alpha_{s_1}, \alpha_{s_2}} \pi_{\alpha_{s_2}, \alpha_{s_3}} \pi_{\alpha_{s_3}, \alpha_{s_1}} \right\}$$

for  $s_1 = 1, \dots, N$ . Recall that,  $W_{N,1}, \dots, W_{N,N}$  are independent Bernoulli random variables with  $\mathbf{E}(W_{N,i}) = p$  for all  $i = 1, \dots, N$ . Then,

$$\max_{1 \leq s_1 \leq N} |a_{s_1, N}| = \max_{1 \leq s_1 \leq N} \frac{1}{N^{3/2}} \left\{ 2t_1 p \sum_{s_2=1}^N \pi_{\alpha_{s_1}, \alpha_{s_2}} + \frac{p^2 t_2}{N} \sum_{s_2 \neq s_3} (\pi_{\alpha_{s_1}, \alpha_{s_2}} \pi_{\alpha_{s_1}, \alpha_{s_3}} + 2\pi_{\alpha_{s_1}, \alpha_{s_2}} \pi_{\alpha_{s_2}, \alpha_{s_3}}) \right. \\ \left. + \frac{3t_3}{N} \sum_{s_2 \neq s_3} \pi_{\alpha_{s_1}, \alpha_{s_2}} \pi_{\alpha_{s_2}, \alpha_{s_3}} \pi_{\alpha_{s_3}, \alpha_{s_1}} \right\} \\ = \frac{1}{N^{3/2}} \left\{ 2t_1 p K \cdot O(N) + \frac{p^2 t_2}{N} K \cdot O(N^2) + \frac{3t_3}{N} K \cdot O(N^2) \right\} \\ = \frac{1}{N^{1/2}} \{ 2t_1 p K + p^2 t_2 K + 3t_3 p^2 K \} \rightarrow 0, \quad (\text{as } N \rightarrow \infty),$$

due to assumption (A.2) and (A.3). Therefore, two conditions required to hold Lindeberg criterion from Lemma 5.5 are satisfied. Hence,  $\sqrt{N} \cdot \widetilde{M}_{2,N}^{[1]}$  follows asymptotically normal distribution, that is

$$\sqrt{N} \cdot \widetilde{M}_{2,N}^{[1]} \xrightarrow{d} N(0, \mathbf{t}^T \boldsymbol{\Sigma}^{[1]} \mathbf{t}).$$

Using Cauchy-Schwarz inequality one can say that,  $\mathbf{Var}(M_{2,N}^{[1]} - \widetilde{M}_{2,N}^{[1]}) / \mathbf{Var}(\widetilde{M}_{2,N}^{[1]}) \rightarrow 0$ . Before that, using (E.81), define,

$$\gamma_{N,1}^{[1]}(\mathbf{W}_N) = \sum_{1 \leq s_1 \neq s_2 \leq N} (W_{N,s_1} W_{N,s_2} - p^2 - p(W_{N,s_1} - p) - p(W_{N,s_2} - p)) \pi_{\alpha_{s_1}, \alpha_{s_2}}, \\ \gamma_{N,2}^{[1]}(\mathbf{W}_N) = \sum_{1 \leq s_1 \neq s_2 \neq s_3 \leq N} (W_{N,s_1} W_{N,s_2} W_{N,s_3} - p^3 \\ - p^2(W_{N,s_1} - p) - p^2(W_{N,s_2} - p) - p^2(W_{N,s_3} - p)) \pi_{\alpha_{s_1}, \alpha_{s_2}} \pi_{\alpha_{s_1}, \alpha_{s_3}}, \\ \gamma_{N,3}^{[1]}(\mathbf{W}_N) = \sum_{1 \leq s_1 \neq s_2 \neq s_3 \leq N} (W_{N,s_1} W_{N,s_2} W_{N,s_3} - p^3 \\ - p^2(W_{N,s_1} - p) - p^2(W_{N,s_2} - p) - p^2(W_{N,s_3} - p)) \pi_{\alpha_{s_1}, \alpha_{s_2}} \pi_{\alpha_{s_2}, \alpha_{s_3}} \pi_{\alpha_{s_3}, \alpha_{s_1}}.$$

Then,

$$\mathbf{Var}(M_{2,N}^{[1]} - \widetilde{M}_{2,N}^{[1]}) = \mathbf{E}(M_{2,N}^{[1]} - \widetilde{M}_{2,N}^{[1]})^2 = \mathbf{E} \left( \frac{t_1}{N^2} \gamma_{N,1}^{[1]}(\mathbf{W}_N) + \frac{t_2}{N^3} \gamma_{N,2}^{[1]}(\mathbf{W}_N) + \frac{t_3}{N^3} \gamma_{N,3}^{[1]}(\mathbf{W}_N) \right)^2 \\ = t_1^2 N^{-4} \mathbf{E}(\gamma_{N,1}^{[1]}(\mathbf{W}_N))^2 + t_2^2 N^{-6} \mathbf{E}(\gamma_{N,2}^{[1]}(\mathbf{W}_N))^2 + t_3^2 N^{-6} \mathbf{E}(\gamma_{N,3}^{[1]}(\mathbf{W}_N))^2 \\ + 2t_1 t_2 N^{-5} \mathbf{E}(\gamma_{N,1}^{[1]}(\mathbf{W}_N) \gamma_{N,2}^{[1]}(\mathbf{W}_N)) + 2t_2 t_3 N^{-6} \mathbf{E}(\gamma_{N,2}^{[1]}(\mathbf{W}_N) \gamma_{N,3}^{[1]}(\mathbf{W}_N)) \\ + 2t_3 t_1 N^{-6} \mathbf{E}(\gamma_{N,3}^{[1]}(\mathbf{W}_N) \gamma_{N,1}^{[1]}(\mathbf{W}_N)) \\ \leq t_1^2 N^{-4} \mathbf{E}(\gamma_{N,1}^{[1]}(\mathbf{W}_N))^2 + t_2^2 N^{-6} \mathbf{E}(\gamma_{N,2}^{[1]}(\mathbf{W}_N))^2 + t_3^2 N^{-6} \mathbf{E}(\gamma_{N,3}^{[1]}(\mathbf{W}_N))^2$$



$$\begin{aligned}
& + 2t_1t_2N^{-5} \left[ \mathbf{E}(\gamma_{N,1}^{[1]}(\mathbf{W}_N)^2) \mathbf{E}(\gamma_{N,2}^{[1]}(\mathbf{W}_N)^2) \right]^{1/2} + 2t_2t_3N^{-6} \left[ \mathbf{E}(\gamma_{N,2}^{[1]}(\mathbf{W}_N)^2) \mathbf{E}(\gamma_{N,3}^{[1]}(\mathbf{W}_N)^2) \right]^{1/2} \\
& + 2t_3t_1N^{-6} \left[ \mathbf{E}(\gamma_{N,3}^{[1]}(\mathbf{W}_N)^2) \mathbf{E}(\gamma_{N,1}^{[1]}(\mathbf{W}_N)^2) \right]^{1/2}, \quad (\text{using Cauchy-Schwarz inequality}) \\
& \asymp t_1^2O(N^{-2}) + t_2^2O(N^{-2}) + t_3^2O(N^{-2}) + 2t_1t_2O(N^{-2}) + 2t_2t_3O(N^{-2}) + 2t_3t_1O(N^{-2}),
\end{aligned}$$

and,  $\mathbf{Var}(\widetilde{M}_{2,N}^{[1]}) = O(N^{-1})$ . Therefore,

$$\frac{\mathbf{Var} \left( M_{2,N}^{[1]} - \widetilde{M}_{2,N}^{[1]} \right)}{\mathbf{Var} \left( \widetilde{M}_{2,N}^{[1]} \right)} = \frac{O(N^{-2})}{N^{-1}} \rightarrow 0$$

Hence the result holds for induced sampling scheme using Lemma 5.4 and Slutsky's theorem. In similar way one can proof for the case of ego-centric sampling. Let  $\mathbf{t} = (t_1, \dots, t_6)^T \in \mathbb{R}^6$  be a six dimensional real vector, then,

$$\begin{aligned}
\mathbf{t}^T \left( \mathbf{Z}_N^{[2]} - \mathbf{E} \left( \mathbf{Z}_N^{[2]} \right) \right) &= \frac{t_1}{N^2} \left( \sum_{s_1 \neq s_2} \Psi_{\mathbb{K}_2}(\mathbf{U}_N^{[2]}, \mathbf{s}) \Psi_{\mathbb{K}_2}(\mathbf{Y}_N, \mathbf{s}) - f(\mathbb{K}_2, p) \sum_{s_1 \neq s_2} \Psi_{\mathbb{K}_2}(\mathbf{\Pi}, (\boldsymbol{\alpha}_N)_{\mathbf{s}}) \right) \\
&+ \frac{t_2}{N^3} \left( \sum_{s_1 \neq s_2 \neq s_3} \Psi_{\mathbb{K}_{1,2}}(\mathbf{U}_N^{[2]}, \mathbf{s}) \Psi_{\mathbb{K}_{1,2}}(\mathbf{Y}_N, \mathbf{s}) - f(\mathbb{K}_{1,2}, p) \sum_{s_1 \neq s_2 \neq s_3} \Psi_{\mathbb{K}_{1,2}}(\mathbf{\Pi}, (\boldsymbol{\alpha}_N)_{\mathbf{s}}) \right) \\
&+ \frac{t_3}{N^3} \left( \sum_{s_1 \neq s_2 \neq s_3} \Psi_{\mathbb{K}_3}(\mathbf{U}_N^{[2]}, \mathbf{s}) \Psi_{\mathbb{K}_3}(\mathbf{Y}_N, \mathbf{s}) - f(\mathbb{K}_3, p) \sum_{s_1 \neq s_2 \neq s_3} \Psi_{\mathbb{K}_3}(\mathbf{\Pi}, (\boldsymbol{\alpha}_N)_{\mathbf{s}}) \right) \\
&+ \frac{t_4}{N^2} \left( \sum_{s_1 \neq s_2} \Psi_{\mathbb{K}_2}(\mathbf{Y}_N, \mathbf{s}) - \sum_{s_1 \neq s_2} \Psi_{\mathbb{K}_2}(\mathbf{\Pi}, (\boldsymbol{\alpha}_N)_{\mathbf{s}}) \right) + \frac{t_5}{N^3} \left( \sum_{s_1 \neq s_2 \neq s_3} \Psi_{\mathbb{K}_{1,2}}(\mathbf{Y}_N, \mathbf{s}) - \sum_{s_1 \neq s_2 \neq s_3} \Psi_{\mathbb{K}_{1,2}}(\mathbf{\Pi}, (\boldsymbol{\alpha}_N)_{\mathbf{s}}) \right) \\
&+ \frac{t_6}{N^3} \left( \sum_{s_1 \neq s_2 \neq s_3} \Psi_{\mathbb{K}_3}(\mathbf{Y}_N, \mathbf{s}) - \sum_{s_1 \neq s_2 \neq s_3} \Psi_{\mathbb{K}_3}(\mathbf{\Pi}, (\boldsymbol{\alpha}_N)_{\mathbf{s}}) \right) \\
&= \left\{ \frac{1}{N^2} \sum_{s_1 \neq s_2} \left( t_1 \Psi_{\mathbb{K}_2}(\mathbf{U}_N^{[2]}, \mathbf{s}) + t_4 \right) \left( \Psi_{\mathbb{K}_2}(\mathbf{Y}_N, \mathbf{s}) - \Psi_{\mathbb{K}_2}(\mathbf{\Pi}, (\boldsymbol{\alpha}_N)_{\mathbf{s}}) \right) \right. \\
&\quad + \frac{1}{N^3} \sum_{s_1 \neq s_2 \neq s_3} \left( t_2 \Psi_{\mathbb{K}_{1,2}}(\mathbf{U}_N^{[2]}, \mathbf{s}) + t_5 \right) \left( \Psi_{\mathbb{K}_{1,2}}(\mathbf{Y}_N, \mathbf{s}) - \Psi_{\mathbb{K}_{1,2}}(\mathbf{\Pi}, (\boldsymbol{\alpha}_N)_{\mathbf{s}}) \right) \\
&\quad \left. + \frac{1}{N^3} \sum_{s_1 \neq s_2 \neq s_3} \left( t_3 \Psi_{\mathbb{K}_3}(\mathbf{U}_N^{[2]}, \mathbf{s}) + t_6 \right) \left( \Psi_{\mathbb{K}_3}(\mathbf{Y}_N, \mathbf{s}) - \Psi_{\mathbb{K}_3}(\mathbf{\Pi}, (\boldsymbol{\alpha}_N)_{\mathbf{s}}) \right) \right\} + \\
&+ \left\{ \frac{t_1}{N^2} \sum_{s_1 \neq s_2} \left( \Psi_{\mathbb{K}_2}(\mathbf{U}_N^{[2]}, \mathbf{s}) - f(\mathbb{K}_2, p) \right) \Psi_{\mathbb{K}_2}(\mathbf{\Pi}, (\boldsymbol{\alpha}_N)_{\mathbf{s}}) \right. \\
&\quad + \frac{t_2}{N^2} \sum_{s_1 \neq s_2 \neq s_3} \left( \Psi_{\mathbb{K}_{1,2}}(\mathbf{U}_N^{[2]}, \mathbf{s}) - f(\mathbb{K}_{1,2}, p) \right) \Psi_{\mathbb{K}_{1,2}}(\mathbf{\Pi}, (\boldsymbol{\alpha}_N)_{\mathbf{s}}) \\
&\quad \left. + \frac{t_3}{N^3} \sum_{s_1 \neq s_2 \neq s_3} \left( \Psi_{\mathbb{K}_3}(\mathbf{U}_N^{[2]}, \mathbf{s}) - f(\mathbb{K}_3, p) \right) \Psi_{\mathbb{K}_3}(\mathbf{\Pi}, (\boldsymbol{\alpha}_N)_{\mathbf{s}}) \right\} \\
&= M_{1,N}^{[2]} + M_{2,N}^{[2]}, \quad (\text{say}),
\end{aligned}$$

where,

$$\begin{aligned}
M_{1,N}^{[2]} &= \frac{1}{N^2} \sum_{s_1 \neq s_2} \left( t_1 \Psi_{\mathbb{K}_2} \left( \mathbf{U}_N^{[2]}, \mathbf{s} \right) + t_4 \right) \left( \Psi_{\mathbb{K}_2}(\mathbf{Y}_N, \mathbf{s}) - \Psi_{\mathbb{K}_2}(\mathbf{\Pi}, (\boldsymbol{\alpha}_N)_\mathbf{s}) \right) \\
&\quad + \frac{1}{N^3} \sum_{s_1 \neq s_2 \neq s_3} \left( t_2 \Psi_{\mathbb{K}_{1,2}} \left( \mathbf{U}_N^{[2]}, \mathbf{s} \right) + t_5 \right) \left( \Psi_{\mathbb{K}_{1,2}}(\mathbf{Y}_N, \mathbf{s}) - \Psi_{\mathbb{K}_{1,2}}(\mathbf{\Pi}, (\boldsymbol{\alpha}_N)_\mathbf{s}) \right) \\
&\quad + \frac{1}{N^3} \sum_{s_1 \neq s_2 \neq s_3} \left( t_3 \Psi_{\mathbb{K}_3} \left( \mathbf{U}_N^{[2]}, \mathbf{s} \right) + t_6 \right) \left( \Psi_{\mathbb{K}_3}(\mathbf{Y}_N, \mathbf{s}) - \Psi_{\mathbb{K}_3}(\mathbf{\Pi}, (\boldsymbol{\alpha}_N)_\mathbf{s}) \right) \\
&= N^{-2} M_{1,1,N}^{[2]} + N^{-3} M_{1,2,N}^{[2]} + N^{-3} M_{1,3,N}^{[2]}, \quad (\text{say}) \\
M_{2,N}^{[2]} &= \frac{t_1}{N^2} \sum_{s_1 \neq s_2} \left( \Psi_{\mathbb{K}_2} \left( \mathbf{U}_N^{[2]}, \mathbf{s} \right) - f(\mathbb{K}_2, p) \right) \Psi_{\mathbb{K}_2}(\mathbf{\Pi}, (\boldsymbol{\alpha}_N)_\mathbf{s}) \\
&\quad + \frac{t_2}{N^2} \sum_{s_1 \neq s_2 \neq s_3} \left( \Psi_{\mathbb{K}_{1,2}} \left( \mathbf{U}_N^{[2]}, \mathbf{s} \right) - f(\mathbb{K}_{1,2}, p) \right) \Psi_{\mathbb{K}_{1,2}}(\mathbf{\Pi}, (\boldsymbol{\alpha}_N)_\mathbf{s}) \\
&\quad + \frac{t_3}{N^3} \sum_{s_1 \neq s_2 \neq s_3} \left( \Psi_{\mathbb{K}_3} \left( \mathbf{U}_N^{[2]}, \mathbf{s} \right) - f(\mathbb{K}_3, p) \right) \Psi_{\mathbb{K}_3}(\mathbf{\Pi}, (\boldsymbol{\alpha}_N)_\mathbf{s}).
\end{aligned} \tag{E.83}$$

Here, we will show that  $M_{1,N}^{[2]} = o_p(\sqrt{N})$ . Here,  $\mathbf{E} \left( M_{1,N}^{[2]} \right) = 0$ , immediately from the expression, and

$$\begin{aligned}
\mathbf{Var} \left( \sqrt{N} \cdot M_{1,N}^{[2]} \right) &= \mathbf{E} \left( \left[ \sqrt{N} \cdot M_{1,N}^{[2]} \right]^2 \right) = \mathbf{E} \left( \left[ N^{-3/2} \cdot M_{1,1,N}^{[2]} + N^{-5/2} \cdot M_{1,2,N}^{[2]} + N^{-5/2} \cdot M_{1,3,N}^{[2]} \right]^2 \right) \\
&= N^{-3} \mathbf{E} \left( \left( M_{1,1,N}^{[2]} \right)^2 \right) + N^{-5} \mathbf{E} \left( \left( M_{1,2,N}^{[2]} \right)^2 \right) + N^{-5} \mathbf{E} \left( \left( M_{1,3,N}^{[2]} \right)^2 \right) \\
&\quad + 2N^{-4} \mathbf{E} \left( M_{1,1,N}^{[2]} \cdot M_{1,2,N}^{[2]} \right) + 2N^{-5} \mathbf{E} \left( M_{1,2,N}^{[2]} \cdot M_{1,3,N}^{[2]} \right) + 2N^{-5} \mathbf{E} \left( M_{1,3,N}^{[2]} \cdot M_{1,1,N}^{[2]} \right) \\
&\leq N^{-3} \mathbf{E} \left( \left( M_{1,1,N}^{[2]} \right)^2 \right) + N^{-5} \mathbf{E} \left( \left( M_{1,2,N}^{[2]} \right)^2 \right) + N^{-5} \mathbf{E} \left( \left( M_{1,3,N}^{[2]} \right)^2 \right) \\
&\quad + 2N^{-4} \left[ \mathbf{E} \left( \left( M_{1,1,N}^{[2]} \right)^2 \right) \cdot \mathbf{E} \left( \left( M_{1,2,N}^{[2]} \right)^2 \right) \right]^{1/2} + 2N^{-5} \left[ \mathbf{E} \left( \left( M_{1,2,N}^{[2]} \right)^2 \right) \cdot \mathbf{E} \left( \left( M_{1,3,N}^{[2]} \right)^2 \right) \right]^{1/2} \\
&\quad + 2N^{-4} \left[ \mathbf{E} \left( \left( M_{1,3,N}^{[2]} \right)^2 \right) \cdot \mathbf{E} \left( \left( M_{1,1,N}^{[2]} \right)^2 \right) \right]^{1/2} \\
&= N^{-3} \mathbf{Var} \left( M_{1,1,N}^{[2]} \right) + N^{-5} \mathbf{Var} \left( M_{1,2,N}^{[2]} \right) + N^{-5} \mathbf{Var} \left( M_{1,3,N}^{[2]} \right) + 2N^{-4} \left[ \mathbf{Var} \left( M_{1,1,N}^{[2]} \right) \cdot \mathbf{Var} \left( M_{1,2,N}^{[2]} \right) \right]^{1/2} \\
&\quad + 2N^{-5} \left[ \mathbf{Var} \left( M_{1,2,N}^{[2]} \right) \cdot \mathbf{Var} \left( M_{1,3,N}^{[2]} \right) \right]^{1/2} + 2N^{-4} \left[ \mathbf{Var} \left( M_{1,3,N}^{[2]} \right) \cdot \mathbf{Var} \left( M_{1,1,N}^{[2]} \right) \right]^{1/2} \\
&\leq N^{-3} O(N^2) + N^{-5} O(N^4) + N^{-5} O(N^4) + N^{-4} [O(N^2) \cdot O(N^4)]^{1/2}, \quad (\text{using Lemma 5.1 and (E.25)}) \\
&\quad + N^{-5} [O(N^4) \cdot O(N^4)]^{1/2} + N^{-4} [O(N^4) \cdot O(N^2)]^{1/2}
\end{aligned}$$

Therefore,  $M_{1,N}^{[2]} = o_p(\sqrt{N})$ . Now, we consider the Hájek projection of  $M_{2,N}^{[2]}$  defined in (E.83) and we get the following expression

$$\begin{aligned}
\widetilde{M}_{2,N}^{[2]} &= \sum_{l=1}^N \mathbf{E} \left( M_{2,N}^{[2]} \mid W_{N,l} \right) \\
&= \frac{t_1}{N^2} \sum_{l=1}^N \mathbf{E} \left( \sum_{s_1 \neq s_2} \left( \Psi_{\mathbb{K}_2} \left( \mathbf{U}_N^{[2]}, \mathbf{s} \right) - f(\mathbb{K}_2, p) \right) \mid W_{N,l} \right) \cdot \Psi_{\mathbb{K}_2}(\mathbf{\Pi}, (\boldsymbol{\alpha}_N)_\mathbf{s}) \\
&\quad + \frac{t_2}{N^3} \sum_{l=1}^N \mathbf{E} \left( \sum_{s_1 \neq s_2 \neq s_3} \left( \Psi_{\mathbb{K}_{1,2}} \left( \mathbf{U}_N^{[2]}, \mathbf{s} \right) - f(\mathbb{K}_{1,2}, p) \right) \mid W_{N,l} \right) \cdot \Psi_{\mathbb{K}_{1,2}}(\mathbf{\Pi}, (\boldsymbol{\alpha}_N)_\mathbf{s})
\end{aligned}$$

$$\begin{aligned}
& + \frac{t_3}{N^3} \sum_{l=1}^N \mathbf{E} \left( \sum_{s_1 \neq s_2 \neq s_3} \left( \Psi_{\mathbb{K}_3} \left( \mathbf{U}_N^{[2]}, \mathbf{s} \right) - f(\mathbb{K}_3, p) \right) \mid W_{N,l} \right) \cdot \Psi_{\mathbb{K}_3}(\mathbf{\Pi}, (\boldsymbol{\alpha}_N)_{\mathbf{s}}) \\
& = \frac{t_1}{N^2} \sum_{s_1 \neq s_2} (1-p) \langle W_{N,s_1} - p \rangle + \langle W_{N,s_2} - p \rangle \pi_{\alpha_{s_1}, \alpha_{s_2}} \\
& + \frac{t_2}{N^3} (1-p) \sum_{s_1 \neq s_2 \neq s_3} (p+1) \langle W_{N,s_1} - p \rangle + p \langle W_{N,s_2} - p \rangle + p \langle W_{N,s_3} - p \rangle \pi_{\alpha_{s_1}, \alpha_{s_2}} \pi_{\alpha_{s_2}, \alpha_{s_3}} \\
& + \frac{t_3}{N^3} 2p(1-p) \sum_{s_1 \neq s_2 \neq s_3} (\langle W_{N,s_1} - p \rangle + \langle W_{N,s_2} - p \rangle + \langle W_{N,s_3} - p \rangle) \pi_{\alpha_{s_1}, \alpha_{s_2}} \pi_{\alpha_{s_2}, \alpha_{s_3}} \pi_{\alpha_{s_3}, \alpha_{s_1}} \tag{E.84} \\
& = 2(1-p) \frac{t_1}{N^2} \sum_{s_1 \neq s_2} \langle W_{N,s_1} - p \rangle \pi_{\alpha_{s_1}, \alpha_{s_2}}
\end{aligned}$$

$$\begin{aligned}
& + \frac{t_2}{N^3} (1-p) \left( (p+1) \sum_{s_1 \neq s_2 \neq s_3} \langle W_{N,s_1} - p \rangle \pi_{\alpha_{s_2}, \alpha_{s_1}} \pi_{\alpha_{s_1}, \alpha_{s_3}} + 2p \sum_{s_1 \neq s_2 \neq s_3} (p^2 \langle W_{N,s_2} - p \rangle) \pi_{\alpha_{s_2}, \alpha_{s_1}} \pi_{\alpha_{s_1}, \alpha_{s_3}} \right) \\
& + 6p(1-p) \frac{t_3}{N^3} \sum_{s_1 \neq s_2 \neq s_3} \langle W_{N,s_1} - p \rangle \pi_{\alpha_{s_1}, \alpha_{s_2}} \pi_{\alpha_{s_2}, \alpha_{s_3}} \pi_{\alpha_{s_3}, \alpha_{s_1}} \\
& = 2(1-p) \frac{t_1}{N^2} \sum_{s_1=1}^N \langle W_{N,s_1} - p \rangle \sum_{j=1}^N \pi_{\alpha_{s_1}, \alpha_{s_2}} \\
& + (1-p) \frac{t_2}{N^3} \sum_{s_1=1}^N \langle W_{N,s_1} - p \rangle \left( (1+p) \sum_{s_2 \neq s_3} \pi_{\alpha_{s_2}, \alpha_{s_1}} \pi_{\alpha_{s_1}, \alpha_{s_3}} + 2p \sum_{s_2 \neq s_3} \pi_{\alpha_{s_1}, \alpha_{s_2}} \pi_{\alpha_{s_2}, \alpha_{s_3}} \right) \\
& + 6p(1-p) \frac{t_3}{N^3} \sum_{s_1=1}^N \langle W_{N,s_1} - p \rangle \sum_{s_2 \neq s_3} \pi_{\alpha_{s_1}, \alpha_{s_2}} \pi_{\alpha_{s_2}, \alpha_{s_3}} \pi_{\alpha_{s_3}, \alpha_{s_1}}. \tag{E.85}
\end{aligned}$$

Now, the variance of  $\sqrt{N} \cdot \widetilde{M}_{2,N}^{[2]}$  has the following expression,

$$\begin{aligned}
& \mathbf{Var} \left( \sqrt{N} \cdot \widetilde{M}_{2,N}^{[2]} \right) \\
& = 4t_1^2 N^{-3} p(1-p)^3 \sum_{s_1=1}^N \left( \sum_{s_2=1}^N \pi_{\alpha_{s_1}, \alpha_{s_2}} \right)^2 \\
& + t_2^2 N^{-5} p(1-p)^3 \sum_{s_1=1}^N \left( (1+p) \sum_{s_2 \neq s_3 (\neq s_1)} \pi_{\alpha_{s_2}, \alpha_{s_1}} \pi_{\alpha_{s_1}, \alpha_{s_3}} + 2p \sum_{s_2 \neq s_3 (\neq s_1)} \pi_{\alpha_{s_1}, \alpha_{s_2}} \pi_{\alpha_{s_2}, \alpha_{s_3}} \right)^2 \\
& + 36t_3^2 N^{-5} p^3 (1-p)^3 \sum_{s_1=1}^N \left( \sum_{s_2 \neq s_3 (\neq s_1)} \pi_{\alpha_{s_1}, \alpha_{s_2}} \pi_{\alpha_{s_2}, \alpha_{s_3}} \pi_{\alpha_{s_3}, \alpha_{s_1}} \right)^2 \\
& + 4t_1 t_2 N^{-4} p(1-p)^3 \sum_{s_1=1}^N \left( \sum_{s_2=1}^N \pi_{\alpha_{s_1}, \alpha_{s_2}} \right) \left( \sum_{s_2 \neq s_3 (\neq s_1)} \{ (1+p) \pi_{\alpha_{s_2}, \alpha_{s_1}} \pi_{\alpha_{s_1}, \alpha_{s_3}} + 2p \pi_{\alpha_{s_1}, \alpha_{s_2}} \pi_{\alpha_{s_2}, \alpha_{s_3}} \} \right) \\
& + 12t_2 t_3 N^{-5} p^2 (1-p)^3 \sum_{s_1=1}^N \left( \sum_{s_2 \neq s_3 (\neq s_1)} \{ (1+p) \pi_{\alpha_{s_2}, \alpha_{s_1}} \pi_{\alpha_{s_1}, \alpha_{s_3}} + 2p \pi_{\alpha_{s_1}, \alpha_{s_2}} \pi_{\alpha_{s_2}, \alpha_{s_3}} \} \right) \\
& \quad \times \left( \sum_{s_2 \neq s_3 (\neq s_1)} \pi_{\alpha_{s_1}, \alpha_{s_2}} \pi_{\alpha_{s_2}, \alpha_{s_3}} \pi_{\alpha_{s_3}, \alpha_{s_1}} \right) \\
& + 24t_3 t_1 N^{-4} p^2 (1-p)^3 \sum_{s_1=1}^N \left( \sum_{s_2 \neq s_3 (\neq s_1)} \pi_{\alpha_{s_1}, \alpha_{s_2}} \pi_{\alpha_{s_2}, \alpha_{s_3}} \pi_{\alpha_{s_3}, \alpha_{s_1}} \right) \left( \sum_{s_2=1}^N \pi_{\alpha_{s_1}, \alpha_{s_2}} \right)
\end{aligned}$$

$$\begin{aligned}
&\rightarrow 4t_1^2 p(1-p)^3 \sum_{u=1}^K \lambda_u \left( \sum_{v=1}^K \pi_{u,v} \lambda_v \right)^2 \\
&+ t_2^2 p(1-p)^3 \sum_{u=1}^K \lambda_u \left( \sum_{v,w=1}^K \{ (p+1)\pi_{v,u}\pi_{u,w} + 2p\pi_{u,v}\pi_{v,w} \} \lambda_v \lambda_w \right)^2 \\
&+ 9t_3^2 p^3(1-p)^3 \sum_{u=1}^K \lambda_u \left( \sum_{v,w=1}^K \pi_{u,v}\pi_{v,w}\pi_{w,u} \lambda_v \lambda_w \right)^2 \\
&+ 4t_1 t_2 p(1-p)^3 \sum_{u=1}^K \lambda_u \left( \sum_{v=1}^K \pi_{u,v} \lambda_v \right) \left( \sum_{v,w=1}^K \{ (p+1)\pi_{v,u}\pi_{u,w} + 2p\pi_{u,v}\pi_{v,w} \} \lambda_v \lambda_w \right) \\
&+ 12t_2 t_3 p^2(1-p)^3 \sum_{u=1}^K \lambda_u \left( \sum_{v,w=1}^K \{ (p+1)\pi_{v,u}\pi_{u,w} + 2p\pi_{u,v}\pi_{v,w} \} \lambda_v \lambda_w \right) \left( \sum_{v,w=1}^K \pi_{u,v}\pi_{v,w}\pi_{w,u} \lambda_v \lambda_w \right) \\
&+ 24t_3 t_1 p^2(1-p)^3 \sum_{u=1}^K \lambda_u \left( \sum_{v,w=1}^K \pi_{u,v}\pi_{v,w}\pi_{w,u} \lambda_v \lambda_w \right) \left( \sum_{v=1}^K \pi_{u,v} \lambda_v \right) = \mathbf{t}^T \boldsymbol{\Sigma}^{[2]} \mathbf{t}
\end{aligned}$$

where,

$$\begin{aligned}
\boldsymbol{\Sigma}^{[2]} &= p(1-p)^3 \sum_{u=1}^K \lambda_u \cdot \mathbf{b}_u(p) \mathbf{b}_u(p)^T, \quad \text{and,} \\
\mathbf{b}_u(p) &= \left( 2 \sum_{v=1}^K \pi_{u,v} \lambda_v, \sum_{v,w=1}^K \{ (p+1)\pi_{u,w} + 2p\pi_{v,w} \} \pi_{u,v} \lambda_v \lambda_w, 6p^2 \sum_{v,w=1}^K \pi_{u,v}\pi_{v,w}\pi_{w,u} \lambda_v \lambda_w, 0, 0, 0 \right)^T
\end{aligned}$$

Now, from the expression (E.85),

$$\begin{aligned}
\sqrt{N} \cdot \widetilde{M}_{2,N}^{[2]} &= \sum_{s_1=1}^N (W_{N,s_1} - p) \frac{(1-p)}{N^{3/2}} \left\{ 2t_1 \sum_{s_2=1}^N \pi_{\alpha_{s_1}, \alpha_{s_2}} \right. \\
&\quad \left. + \frac{t_2}{N} \sum_{s_2 \neq s_3} \left( (p+1)\pi_{\alpha_{s_1}, \alpha_{s_2}} \pi_{\alpha_{s_2}, \alpha_{s_3}} + 2p\pi_{\alpha_{s_1}, \alpha_{s_2}} \pi_{\alpha_{s_2}, \alpha_{s_3}} \right) + \frac{6pt_3}{N} \sum_{s_2 \neq s_3} \pi_{\alpha_{s_1}, \alpha_{s_2}} \pi_{\alpha_{s_2}, \alpha_{s_3}} \pi_{\alpha_{s_3}, \alpha_{s_1}} \right\}
\end{aligned}$$

Note that,  $\sqrt{N} \cdot \widetilde{M}_{2,N}^{[1]}$  is a weighted sum of centered, independent random variables with non-random weights,

$$\begin{aligned}
a_{s_1, N} &= \frac{1-p}{N^{3/2}} \left\{ 2t_1 \sum_{s_2=1}^N \pi_{\alpha_{s_1}, \alpha_{s_2}} + \frac{p^2 t_2}{N} \sum_{s_2 \neq s_3} \left( (1+p)\pi_{\alpha_{s_1}, \alpha_{s_2}} \pi_{\alpha_{s_1}, \alpha_{s_3}} + 2p\pi_{\alpha_{s_1}, \alpha_{s_2}} \pi_{\alpha_{s_2}, \alpha_{s_3}} \right) \right. \\
&\quad \left. + \frac{6pt_3}{N} \sum_{s_2 \neq s_3} \pi_{\alpha_{s_1}, \alpha_{s_2}} \pi_{\alpha_{s_2}, \alpha_{s_3}} \pi_{\alpha_{s_3}, \alpha_{s_1}} \right\}
\end{aligned}$$

for  $s_1 = 1, \dots, N$ . Recall that,  $W_{N,1}, \dots, W_{N,N}$  are independent Bernoulli random variables with  $\mathbf{E}(W_{N,i}) = p$  for all  $i = 1, \dots, N$ . Then,

$$\begin{aligned}
\max_{1 \leq s_1 \leq N} |a_{s_1, N}| &= \max_{1 \leq s_1 \leq N} \frac{1-p}{N^{3/2}} \left\{ 2t_1 \sum_{s_2=1}^N \pi_{\alpha_{s_1}, \alpha_{s_2}} + \frac{t_2}{N} \sum_{s_2 \neq s_3} \left( (1+p)\pi_{\alpha_{s_1}, \alpha_{s_2}} \pi_{\alpha_{s_1}, \alpha_{s_3}} + 2p\pi_{\alpha_{s_1}, \alpha_{s_2}} \pi_{\alpha_{s_2}, \alpha_{s_3}} \right) \right. \\
&\quad \left. + \frac{6pt_3}{N} \sum_{s_2 \neq s_3} \pi_{\alpha_{s_1}, \alpha_{s_2}} \pi_{\alpha_{s_2}, \alpha_{s_3}} \pi_{\alpha_{s_3}, \alpha_{s_1}} \right\} \\
&= \frac{(1-p)}{N^{3/2}} \left\{ 2t_1 K \cdot O(N) + \frac{t_2}{N} K \cdot O(N^2) + \frac{6pt_3}{N} K \cdot O(N^2) \right\}
\end{aligned}$$

$$= \frac{1-p}{N^{1/2}} \{2t_1K + p^2t_2K + 6t_3pK\} \rightarrow 0, \quad (\text{as } N \rightarrow \infty),$$

due to assumption (A.2) and (A.3). Therefore, two conditions required for satisfying Lindeberg criterion holds from Lemma 5.5. Hence,  $\sqrt{N} \cdot \widetilde{M}_{2,N}^{[2]}$  follows asymptotically normal distribution, that is

$$\sqrt{N} \cdot \widetilde{M}_{2,N}^{[2]} \xrightarrow{d} N\left(0, \mathbf{t}^T \boldsymbol{\Sigma}^{[2]} \mathbf{t}\right).$$

Using Cauchy-Schwarz inequality one can say that,  $\mathbf{Var}\left(M_{2,N}^{[2]} - \widetilde{M}_{2,N}^{[2]}\right) / \mathbf{Var}\left(\widetilde{M}_{2,N}^{[2]}\right) \rightarrow 0$ , Before that, using (E.84), define,

$$\begin{aligned} \gamma_{N,1}^{[2]}(\mathbf{W}_N) &= \sum_{1 \leq s_1 \neq s_2 \leq N} \left( \Psi_{\mathbb{K}_2}(\mathbf{U}_N^{[2]}, \mathbf{s}) - f(\mathbb{K}_2, p) - (1-p)(W_{N,s_1} - p) - (1-p)(W_{N,s_2} - p) \right) \cdot \pi_{\alpha_{s_1}, \alpha_{s_2}}, \\ \gamma_{N,2}^{[2]}(\mathbf{W}_N) &= \sum_{1 \leq s_1 \neq s_2 \neq s_3 \leq N} \left( \Psi_{\mathbb{K}_{1,2}}(\mathbf{U}_N^{[2]}, \mathbf{s}) - f(\mathbb{K}_{1,2}, p) - (1-p^2)(W_{N,s_1} - p) \right. \\ &\quad \left. - p(1-p)(W_{N,s_2} - p) - p(1-p)(W_{N,s_3} - p) \right) \cdot \pi_{\alpha_{s_1}, \alpha_{s_2}} \pi_{\alpha_{s_1}, \alpha_{s_3}}, \\ \gamma_{N,3}^{[2]}(\mathbf{W}_N) &= \sum_{1 \leq s_1 \neq s_2 \neq s_3 \leq N} \left( \Psi_{\mathbb{K}_2}(\mathbf{U}_N^{[2]}, \mathbf{s}) - f(\mathbb{K}_2, p) - 2p(1-p)(W_{N,s_1} - p) \right. \\ &\quad \left. - 2p(1-p)(W_{N,s_2} - p) - 2p(1-p)(W_{N,s_3} - p) \right) \cdot \pi_{\alpha_{s_1}, \alpha_{s_2}} \pi_{\alpha_{s_2}, \alpha_{s_3}} \pi_{\alpha_{s_3}, \alpha_{s_1}}. \end{aligned}$$

Then,

$$\begin{aligned} \mathbf{Var}\left(M_{2,N}^{[2]} - \widetilde{M}_{2,N}^{[2]}\right) &= \mathbf{E}\left(M_{2,N}^{[2]} - \widetilde{M}_{2,N}^{[2]}\right)^2 = \mathbf{E}\left(\frac{t_1}{N^2} \gamma_{N,1}^{[2]}(\mathbf{W}_N) + \frac{t_2}{N^3} \gamma_{N,2}^{[2]}(\mathbf{W}_N) + \frac{t_3}{N^3} \gamma_{N,3}^{[2]}(\mathbf{W}_N)\right)^2 \\ &= t_1^2 N^{-4} \mathbf{E}(\gamma_{N,1}^{[2]}(\mathbf{W}_N))^2 + t_2^2 N^{-6} \mathbf{E}(\gamma_{N,2}^{[2]}(\mathbf{W}_N))^2 + t_3^2 N^{-6} \mathbf{E}(\gamma_{N,3}^{[2]}(\mathbf{W}_N))^2 \\ &\quad + 2t_1 t_2 N^{-5} \mathbf{E}(\gamma_{N,1}^{[2]}(\mathbf{W}_N) \gamma_{N,2}^{[2]}(\mathbf{W}_N)) + 2t_2 t_3 N^{-6} \mathbf{E}(\gamma_{N,2}^{[2]}(\mathbf{W}_N) \gamma_{N,3}^{[2]}(\mathbf{W}_N)) + 2t_3 t_1 N^{-6} \mathbf{E}(\gamma_{N,3}^{[2]}(\mathbf{W}_N) \gamma_{N,1}^{[2]}(\mathbf{W}_N)) \\ &\leq t_1^2 N^{-4} \mathbf{E}(\gamma_{N,1}^{[2]}(\mathbf{W}_N))^2 + t_2^2 N^{-6} \mathbf{E}(\gamma_{N,2}^{[2]}(\mathbf{W}_N))^2 + t_3^2 N^{-6} \mathbf{E}(\gamma_{N,3}^{[2]}(\mathbf{W}_N))^2 \\ &\quad + 2t_1 t_2 N^{-5} \left[ \mathbf{E}(\gamma_{N,1}^{[2]}(\mathbf{W}_N)^2) \mathbf{E}(\gamma_{N,2}^{[2]}(\mathbf{W}_N)^2) \right]^{1/2} + 2t_2 t_3 N^{-6} \left[ \mathbf{E}(\gamma_{N,2}^{[2]}(\mathbf{W}_N)^2) \mathbf{E}(\gamma_{N,3}^{[2]}(\mathbf{W}_N)^2) \right]^{1/2} \\ &\quad + 2t_3 t_1 N^{-6} \left[ \mathbf{E}(\gamma_{N,3}^{[2]}(\mathbf{W}_N)^2) \mathbf{E}(\gamma_{N,1}^{[2]}(\mathbf{W}_N)^2) \right]^{1/2}, \quad (\text{using Cauchy-Schwarz inequality}) \\ &\asymp t_1^2 O(N^{-2}) + t_2^2 O(N^{-2}) + t_3^2 O(N^{-2}) + 2t_1 t_2 O(N^{-2}) + 2t_2 t_3 O(N^{-2}) + 2t_3 t_1 O(N^{-2}), \end{aligned}$$

and,

$$\mathbf{Var}\left(\widetilde{M}_{2,N}^{[2]}\right) = O(N^{-1}), \quad \text{and} \quad \frac{\mathbf{Var}\left(M_{2,N}^{[2]} - \widetilde{M}_{2,N}^{[2]}\right)}{\mathbf{Var}\left(\widetilde{M}_{2,N}^{[2]}\right)} = \frac{O(N^{-2})}{N^{-1}} \rightarrow 0.$$

Therefore, using Lemma 5.4 and Slutsky's theorem, the result follows.  $\square$

## 5.2.4 CLT for complete and star graph counts in sparse SBM setup

**Corollary 5.10** (Limit law for  $\mathbb{K}_R$  and  $\mathbb{K}_{1,R}$  under induced sampling in sparse case). *Suppose, the conditions of Theorem 3.6 holds.*

(a) When  $H = \mathbb{K}_R$  (complete graph on  $R$  vertices) and  $|E(\mathbb{K}_R)| = R(R-1)/2$ , then for  $\beta \in (0, 2/R)$

$$N^{-R+1/2+\beta \cdot R(R-1)/2} \left( \frac{\widehat{S}_N^{[1]}(\mathbb{K}_R)}{p^R} - S_N(\mathbb{K}_R) \right) \xrightarrow{d} N \left( 0, \left( \tau^{[1]}(\mathbb{K}_R, p) \right)^2 \right), \quad \text{where,}$$

$$\left( \tau^{[1]}(\mathbb{K}_R, p) \right)^2 = R^2 \left( \frac{1}{p} - 1 \right) \sum_{u_1=1}^K \lambda_{u_1} \left( \sum_{(u_2, \dots, u_R)^T \in [K]^{R-1}} \Psi_{\mathbb{K}_R}(\mathbf{C}, \mathbf{u}) \prod_{i=2}^R \lambda_{u_i} \right)^2.$$

(b) When  $H = \mathbb{K}_{1, R-1}$  ( $(R-1)$ -star graph on  $R$  vertices) and  $|E(\mathbb{K}_{1, R-1})| = R-1$ , then for  $\beta \in (0, 1)$

$$N^{-R+1/2+(R-1)\beta} \left( \frac{\widehat{S}_N^{[1]}(\mathbb{K}_{1, R-1})}{p^R} - S_N(\mathbb{K}_{1, R-1}) \right) \xrightarrow{d} N \left( 0, \left( \tau^{[1]}(\mathbb{K}_{1, R-1}, p) \right)^2 \right), \quad \text{where,}$$

$$\left( \tau^{[1]}(\mathbb{K}_{1, R-1}, p) \right)^2 = \left( \frac{1}{p} - 1 \right) \sum_{u_1=1}^K \lambda_{u_1} \left[ \sum_{(u_2, \dots, u_R)^T \in [K]^{R-1}} \left( \prod_{l(\neq 1)=1}^R c_{u_1, u_l} + (R-1) \prod_{l(\neq 2)=1}^R c_{u_2, u_l} \right) \cdot \prod_{i=2}^R \lambda_{u_i} \right]^2.$$

*Proof of Corollary 5.10.* This corollary is the direct application of the Theorem 3.6. Here, we need to find the regime of  $\beta$ , for which the (3.27) holds for the particular choices of subgraph  $H$ .

(a) Here,  $H = \mathbb{K}_R$  or a complete graph on  $R$  vertices. Let  $\mathbf{s}_1, \mathbf{s}_2 \in E_t$  and let  $H_1$  and  $H_2$  be isomorphic to  $H$ , with vertex sets  $A(\mathbf{s}_1)$  and  $A(\mathbf{s}_2)$  respectively. Then the graph  $H_1 \cap H_2$  is also an complete graph on  $t$  vertices and  $|E(H_1 \cap H_2)| = t(t-1)/2$  for  $t = 2, \dots, R$ . This implies from (E.87),  $f_1(t, \mathbb{K}_R) = t(t-1)/2$ . Now, from (E.59)

$$0 < \beta < \min \left\{ \frac{1}{f_1(2, \mathbb{K}_R)}, \dots, \frac{R-1}{f_1(R, \mathbb{K}_R)} \right\} = \min \left\{ 1, \frac{2}{3}, \dots, \frac{2}{R} \right\} = \frac{2}{R}.$$

(b) Here,  $H = \mathbb{K}_{1, R-1}$  or an  $(R-1)$ -star on  $R$ -vertices. Let  $\mathbf{s}_1, \mathbf{s}_2 \in E_t$  and let  $H_1$  and  $H_2$  be isomorphic to  $H$ , with vertex sets  $A(\mathbf{s}_1)$  and  $A(\mathbf{s}_2)$  respectively. Then the graph  $H_1 \cap H_2$  is either an empty graph or a star graph on  $(t-1)$  vertices. If the vertex with degree  $(R-1)$  is in the intersection graph, then  $H_1 \cap H_2$  is a star graph, otherwise it is an empty graph. Therefore,  $|E(H_1 \cap H_2)| \in \{0, t-1\}$  and that implies  $f_1(t, \mathbb{K}_{1, R-1}) = t-1$  due to (E.87). Now, from (E.59),  $\beta \in (0, 1)$ .

The remaining argument is similar with Corollary 5.7, and the only difference is in this case, the variance expression uses  $\mathbf{C}$  (see (3.23)) in place of  $\mathbf{II}$ .  $\square$

### 5.2.5 Lemma 5.11: an alternate definition of $f_1(t, H)$ and computing $c(H)$ for some choices of $H$

In order to state Lemma 5.11 we require some additional definitions. For any  $t \in \{2, \dots, R\}$ , consider the set  $E_t$  defined in (E.60). Consider any  $(\mathbf{s}_1, \mathbf{s}_2) \in E_t$ . Define the following class of maps,

$$\mathcal{F}(\mathbf{s}_i) = \{ \phi : \phi \text{ is a bijection from } [R] \text{ to } A(\mathbf{s}_i) \}, \quad \text{for } i = 1, 2. \quad (\text{E.86})$$

For any  $\phi_i \in \mathcal{F}(\mathbf{s}_i)$ , we construct a graph  $H_i(\phi_i)$ , with  $H \simeq H_i(\phi_i)$ ,  $V(H_i(\phi_i)) = A(\mathbf{s}_i)$ , and edge set  $E(H_i(\phi_i))$ , for both  $i = 1, 2$ . In order to emphasise the dependence of  $H_i$  on the choice of the map  $\phi_i$ , we write  $H_i = H_i(\phi_i)$ , for  $i = 1, 2$ . Consider the intersection graph  $H_1(\phi_1) \cap H_2(\phi_2)$ , with vertex set  $V(H_1(\phi_1) \cap H_2(\phi_2)) = \{s_{1,1}, \dots, s_{1,R}\} \cap \{s_{2,1}, \dots, s_{2,R}\}$ , and edge set  $E(H_1(\phi_1) \cap H_2(\phi_2)) = E(H_1(\phi_1)) \cap E(H_2(\phi_2))$ . For each  $t \in \{2, \dots, R\}$ , define the quantity

$$f_1(t, H) \equiv \max_{(\mathbf{s}_1, \mathbf{s}_2) \in E_t} \max_{\substack{\phi_1 \in \mathcal{F}(\mathbf{s}_1), \\ \phi_2 \in \mathcal{F}(\mathbf{s}_2)}} \{ |E(H_1(\phi_1) \cap H_2(\phi_2))| : H \simeq H_i(\phi_i), V(H_i(\phi_i)) = A(\mathbf{s}_i), i = 1, 2 \}, \quad (\text{E.87})$$

as the maximum edge count in an intersection graph of the above form, over all choices of  $(\mathbf{s}_1, \mathbf{s}_2) \in E_t$ , and over all choices of bijections  $\phi_i \in \mathcal{F}(\mathbf{s}_i)$ ,  $i = 1, 2$ . This can be compared with the definition provided in (3.25). We will show both these definitions are equivalent.

**Lemma 5.11.** *Let  $(\mathbf{s}_1, \mathbf{s}_2) \in E_t$ , which is defined in (E.60). Recall the definition of  $\mathcal{F}(\mathbf{s}_i)$ ,  $i = 1, 2$ , from (E.86). Consider the term  $f_1(t, H)$  defined in (E.87).*

(a) *Then, there exists maps  $\phi_i^* \in \mathcal{F}(\mathbf{s}_i)$ , for  $i = 1, 2$ , such that*

$$|E(H_1(\phi_1^*) \cap E(H_2(\phi_2^*)))| = \max \{ |E(H_1(\phi_1) \cap E(H_2(\phi_2)))| : \phi_1 \in \mathcal{F}(\mathbf{s}_1), \phi_2 \in \mathcal{F}(\mathbf{s}_2) \},$$

where  $H_i(\phi_i)$  are defined above.

(b) *For any  $(\mathbf{s}_1, \mathbf{s}_2) \in E_t$ , the maximum value  $|E(H_1(\phi_1^*) \cap E(H_2(\phi_2^*)))|$ , obtained in part (a) above remains constant, and*

$$f_1(t, H) = |E(H_1(\phi_1^*) \cap E(H_2(\phi_2^*)))| = |E(H_{m^*(t, H)})|,$$

where  $f_1(t, H)$  is defined in (E.87),  $\phi_1^*, \phi_2^*$  is obtained in part (a) above for any given pair  $(\mathbf{s}_1, \mathbf{s}_2) \in E_t$ , and  $H_{m^*(t, H)}$  is defined in (3.24).

*Proof of Lemma 5.11.* Following the definition provided in (3.24), let  $A_{m^*(t, H)} = \{a_1, \dots, a_t\}$ , where  $a_1, \dots, a_t \in V(H)$ . Note  $\mathbf{s}_1$  and  $\mathbf{s}_2$  are provided, and  $(\mathbf{s}_1, \mathbf{s}_2) \in E_t$ . Let  $A(\mathbf{s}_1) \cap A(\mathbf{s}_2) = \{b_1, \dots, b_t\}$ . Assume,  $s_{1, j_1} = b_1, \dots, s_{1, j_t} = b_t$ , for some integers  $1 \leq j_1 < \dots < j_t \leq R$ . As shown in the proof of Lemma 5.1, there is some permutation  $\xi$  of  $[t]$ , such that

$$s_{2, k_{\xi(1)}} = s_{1, j_1}, \dots, s_{2, k_{\xi(t)}} = s_{1, j_t},$$

where  $1 \leq k_1 < \dots < k_t \leq R$ , are the positions (in increasing order) where the  $t$  common elements appear in  $\mathbf{s}_2$  (see (E.63)). Consider the following bijection  $\phi_1^* \in \mathcal{F}(\mathbf{s}_1)$ , which satisfies,  $\phi_1^*(a_r) = s_{1, j_r}$  for  $1 \leq r \leq t$ . For any other vertex  $v \in V(H) \setminus \{a_1, \dots, a_t\}$ , we are free to choose  $\phi_1^*(v) \in A(\mathbf{s}_1) \setminus \{s_{1, j_1}, \dots, s_{1, j_t}\}$ . Next, consider the following bijection,  $\phi_2^* \in \mathcal{F}(\mathbf{s}_2)$ , where

$$\phi_2^*(a_1) = s_{2, k_{\xi(1)}} = s_{1, j_1} = b_1, \dots, \phi_2^*(a_t) = s_{2, k_{\xi(t)}} = s_{1, j_t} = b_t. \quad (\text{E.88})$$

For remaining  $v \in V(H)$ , we are free to choose  $\phi_2^*(v) \in A(\mathbf{s}_2) \setminus \{s_{2, k_1}, \dots, s_{2, k_t}\}$ . Now, the graph  $H_1(\phi_1^*)$  has to satisfy  $H \simeq H_1(\phi_1^*)$ , which ensures

$$\{a_r, a_s\} \in E(H) \quad \text{if and only if} \quad \{\phi_1^*(a_r), \phi_1^*(a_s)\} = \{s_{1, j_r}, s_{1, j_s}\} = \{b_r, b_s\} \in E(H_1(\phi_1^*)).$$

Similarly, as  $H \simeq H_2(\phi_2^*)$  and due to the construction of the map  $\phi_2^*$  in (E.88),

$$\{a_r, a_s\} \in E(H) \quad \text{if and only if} \quad \{\phi_2^*(a_r), \phi_2^*(a_s)\} = \{s_{1,j_r}, s_{1,j_s}\} = \{b_r, b_s\} \in E(H_2(\phi_2^*)).$$

Thus,

$$\{u, v\} \in E(H_1(\phi_1^*)) : u, v \notin \{b_1, \dots, b_t\} = \{u, v\} \in E(H_2(\phi_2^*)) : u, v \notin \{b_1, \dots, b_t\}.$$

Further, due to the construction of the maps  $\phi_i^*$ , and due to  $H \simeq H_i$ , for  $i = 1, 2$ , the cardinality of the above two edge sets is equal to  $|\{u, v\} \in E(H) : u, v \notin \{a_1, \dots, a_t\}| = |E(H_{m^*(t,H)})|$ , as per definition of  $m^*(t, H)$  and  $A_{m^*(t,H)}$ . Now we have to show that  $|E(H_1(\phi_1) \cap E(H_2(\phi_2))|$  is maximised by using the above choices of  $\phi_i = \phi_i^*$ ,  $i = 1, 2$ . Note  $|E(H_1(\phi_1) \cap E(H_2(\phi_2))|$  counts the number of edges in the intersection graph with vertex set  $V(H_1(\phi_1) \cap V(H_2(\phi_2)) = \{b_1, \dots, b_t\}$ . The above edge count is maximized if, (i) the number of edges among  $\{b_1, \dots, b_t\}$  is maximized in both  $H_1(\phi_1)$  and  $H_2(\phi_2)$ , and (ii) if these two edge sets match, so that the size of their intersection is not reduced. The construction of  $\phi_1^*$  and  $\phi_2^*$  described above exactly does this task. The argument shows that the maximum described in the statement of part (a) is not dependent on the choice of  $(\mathbf{s}_1, \mathbf{s}_2) \in E_t$ , and as a result it matches  $f_1(t, H)$  defined in (E.87).  $\square$

**Remark 9** (Upper threshold of  $\beta$  for various graphs). In this remark, we will consider some choices of the graph  $H$  and find the constant  $f_1(t, H)$  (see (E.87)) and the upper range of  $\beta$  (see (3.26)) for that choice of  $H$ .

(a) Consider  $H = \mathbb{L}_R$ , where  $\mathbb{L}_R$  denotes a line graph on  $R$  vertices. Fix any  $t \in \{2, \dots, R\}$  and consider a subset of  $t$  vertices from  $V(H)$  and its induced subgraph. The number of edges in this induced subgraph will be maximized if the  $t$  vertices are selected consecutively (on the line) and they do not include the end point vertices of the line. For example, if we choose the set of vertices  $\{2, 3, \dots, t+1\}$ , then it will have  $(t-1)$  edges, for any  $2 \leq t < R$ . If  $t = R$ , then the entire graph is selected. Therefore,  $f_1(t, \mathbb{L}_R) = t-1$ , for  $t = 2, \dots, R$ . This implies,  $\beta \in (0, 1)$ .

(b) Consider  $H = \mathbb{C}_R$ , a circle graph on  $R$  vertices, with vertices arranged on a circle and connected to their two immediate neighbouring vertices on both sides. In this case, we can check

$$f_1(t, \mathbb{C}_R) = \begin{cases} t-1 & \text{if } t = 2, \dots, R-1, \\ t & \text{if } t = R. \end{cases}$$

From (3.26) it follows that,  $\beta \in (0, 1 - R^{-1})$ .

(c) Now consider  $H = \mathbb{L}_m \cup \mathbb{C}_n$ , in which a line on  $m$  vertices is joined to a circle on  $n$  vertices. We assume that one terminal vertex of  $\mathbb{L}_m$  is common with the one vertex of  $\mathbb{C}_n$ . We have,  $R = |V(H)| = (m+n-1)$  and  $E(H) = m+n$ . Then,

$$f_1(t, H) = \begin{cases} t-1 & \text{if } t = 2, \dots, n-1, \\ t & \text{if } t = n, \dots, n+(m-1). \end{cases}$$



Therefore,  $\beta \in \left(0, 1 - \frac{1}{R+1-m}\right) = (0, 1 - n^{-1})$ . Hence, the circle graph is solely responsible for determining the upper threshold for  $\beta$ .

- (d) Consider the graph  $H = \mathbb{C}_m \cup \mathbb{C}_n$ , which is a union of two circles. Assume,  $m, n > 2$ , with  $|V(\mathbb{C}_m) \cap V(\mathbb{C}_n)| = 2$  and  $|E(\mathbb{C}_m) \cap E(\mathbb{C}_n)| = 1$ , that is,  $|V(H)| = m + n - 2$  and  $E(H) = m + n - 1$ . Then, for  $m < n$ ,

$$f_1(t, H) = \begin{cases} t - 1 & \text{if } t = 2, \dots, m - 1, \\ t & \text{if } t = m, \dots, m + (n - 3), \\ t + 1 & \text{if } t = m + (n - 2). \end{cases}$$

Therefore,  $\beta \in (0, 1 - 2/(R + 1))$ .

- (e) Let  $H$  be a  $(R - 2)$ -regular graph on  $R$  vertices. Assume  $R$  is even. So, each vertex is connected to  $(R - 2)$  edges. The adjacency matrix of  $H$  is denoted by  $\mathbf{A}_H = (a_{i,j})$  for  $i, j \in [R]$  with  $a_{i,i} = 0$ , and

$$a_{i,j} = \begin{cases} 0 & \text{if } j > i + \frac{R}{2}, \\ 1 & \text{o.w.} \end{cases}$$

Then,

$$f_1(t, H) = \begin{cases} \frac{t(t-1)}{2} & \text{for } t = 1, \dots, \frac{R}{2}, \\ \frac{t(t-1)}{2} - (t - \frac{R}{2}) & \text{for } t = \frac{R}{2} + 1, \dots, R. \end{cases}$$

Therefore, the upper threshold for  $\beta$  in (3.26) will be,

$$\frac{2}{R} \cdot \left(1 + \frac{1}{R-2}\right),$$

which is marginally higher than the corresponding threshold  $(2/R)$  for a complete graph (which is a  $(R - 1)$  regular graph).

### 5.2.6 Proposition 5.12: a conditional CLT obtained by ignoring the design effect

The following result is a conditional CLT for the pivotal quantity  $V_N$  defined in (2.8), see Example 1 in Section 2.1. A specific choice of  $\mathbf{w}_N$  is considered and it is shown that the resulting limiting normal distribution has mean and variance that depends on the choice of  $\mathbf{w}_N$  and  $V_N$  also needs a bias correction.

**Proposition 5.12** (Conditional distribution of  $V_N$  defined in (2.8)). *Assume  $\mathbf{Y}_N$  (cf. (2.1)) satisfies the SBM described in (2.2) and (2.3), with  $K = 2$ , and class labels defined in  $\alpha_i = 1$ , if  $i$  is odd, and  $\alpha_i = 2$ , if  $i$  is even. Also assume that the entries of the  $\mathbf{\Pi}_{2 \times 2}$  matrix are distinct and bounded away from 0 and 1. Consider the element  $\mathbf{w}_N$  defined as*

$$w_{2j} = 0, \quad \text{for all } j \geq 1, \quad \text{and} \quad w_{2j-1} = \begin{cases} 1 & \text{for } j = 1, 2, \dots, m_N, \\ 0 & \text{for } j > m_N, \end{cases}$$

where,  $m_N = \lfloor Na/2 \rfloor$ , for all  $N \geq 1$ , and  $a \in (0, 1)$ . Then,

$$\frac{1}{\sigma(a, p)} \cdot \left[ \frac{V_N}{N} - N\mu(a, p) \mid \mathbf{W}_N = \mathbf{w}_N \right] \xrightarrow{d} N(0, 1),$$

where,

$$\begin{aligned} \mu(a, p) &= \left[ \frac{a^2}{4} \left( \frac{1}{p^2} - 1 \right) - a \left( 1 - \frac{a}{2} \right) - \left( 1 - \frac{a}{2} \right)^2 \right] \cdot \pi_{1,1} - \pi_{1,2} - \frac{1}{4} \cdot \pi_{2,2}, \text{ and} \\ \sigma^2(a, p) &= \left[ \frac{a^2}{2} \left( \frac{1}{p^2} - 1 \right)^2 + 2a \left( 1 - \frac{a}{2} \right) + 2 \left( 1 - \frac{a}{2} \right)^2 \right] \cdot \pi_{1,1}(1 - \pi_{1,1}) + 2 \cdot \pi_{1,2}(1 - \pi_{1,2}) + \frac{\pi_{2,2}(1 - \pi_{2,2})}{2}. \end{aligned} \quad (\text{E.89})$$

*Proof of Proposition 5.12.* Write  $C_N = \{1, 3, \dots, 2m_N - 1\}$ . Recall the definition of  $\mathbf{w}_N$ . Then,  $\{j : w_{N,j} = 1\} = C_N$ . Conditioning on  $[\mathbf{W}_N = \mathbf{w}_N]$  we can write

$$\begin{aligned} \frac{V_N - \mathbf{E}(V_N)}{N} &= \frac{1}{N} \sum_{1 \leq i \neq j \leq N} \left( \frac{w_{N,i} w_{N,j}}{p^2} - 1 \right) \cdot (Y_{i,j} - \mathbf{E}(Y_{i,j})) \\ &= 2 \left( \frac{1}{p^2} - 1 \right) \frac{1}{N} \sum_{i \in C_N} \sum_{j(>i) \in C_N} (Y_{i,j} - \mathbf{E}(Y_{i,j})) - 2 \cdot \frac{1}{N} \sum_{i \in C_N} \sum_{j \in C_N^c} (Y_{i,j} - \mathbf{E}(Y_{i,j})) \\ &\quad - 2 \cdot \frac{1}{N} \sum_{i \in C_N^c} \sum_{j(>i) \in C_N^c} (Y_{i,j} - \mathbf{E}(Y_{i,j})) \\ &= (D_{1,N} - \mathbf{E}(D_{1,N})) + (D_{2,N} - \mathbf{E}(D_{2,N})) + (D_{3,N} - \mathbf{E}(D_{3,N})), \quad (\text{say}), \end{aligned} \quad (\text{E.90})$$

where,  $D_{1,N}, D_{2,N}$  and  $D_{3,N}$  denote blockwise weighted sums of independent Bernoulli random variables.

Now, using the condition  $m_N/N \rightarrow a/2$ , we can claim,

$$\begin{aligned} \mathbf{E}(D_{1,N}/N) &= 2 \left( \frac{1}{p^2} - 1 \right) \frac{1}{N^2} \sum_{i \in C_N} \sum_{j(>i) \in C_N} \mathbf{E}(Y_{i,j}) = \left( \frac{1}{p^2} - 1 \right) \frac{1}{N^2} \sum_{i \in C_N} \sum_{j(\neq i) \in C_N} \pi_{1,1} \\ &= \left( \frac{1}{p^2} - 1 \right) \frac{m_N(m_N - 1)}{N^2} \cdot \pi_{1,1} \\ &\rightarrow \left( \frac{1}{p^2} - 1 \right) \frac{a^2}{4} \cdot \pi_{1,1} = \mu_1(a, p), \\ \mathbf{E}(D_{2,N}/N) &= -2 \cdot \frac{1}{N^2} \sum_{i \in C_N} \sum_{j \in C_N^c} \mathbf{E}(Y_{i,j}) = -2 \cdot \frac{1}{N^2} \sum_{i \in C_N} \sum_{j \in C_N^c} \pi_{\alpha_i, \alpha_j} \\ &= -2 \cdot \frac{1}{N^2} \sum_{i \in C_N} \sum_{j \in C_N^c} [\pi_{1,1} \cdot \mathbf{1}(\alpha_i = 1, \alpha_j = 1) + \pi_{1,2} \cdot \mathbf{1}(\alpha_i = 1, \alpha_j = 2) \\ &\quad + \pi_{1,2} \cdot \mathbf{1}(\alpha_i = 2, \alpha_j = 1) + \pi_{2,2} \cdot \mathbf{1}(\alpha_i = 2, \alpha_j = 2)] \\ &= -2 \cdot \frac{1}{N^2} \sum_{i \in C_N} \sum_{j \in C_N^c} [\pi_{1,1} \cdot \mathbf{1}(\alpha_i = 1, \alpha_j = 1) + \pi_{1,2} \cdot \mathbf{1}(\alpha_i = 1, \alpha_j = 2)] \\ &= -2 \left[ \frac{m_N(N - m_N)}{N^2} \pi_{1,1} + \frac{m_N(N/2)}{N^2} \pi_{1,2} \right] \\ &\rightarrow 2 \left( \frac{a}{2} \left( 1 - \frac{a}{2} \right) \cdot \pi_{1,1} + \frac{a}{4} \cdot \pi_{1,2} \right) = \mu_2(a, p), \quad \text{and} \\ \mathbf{E}(D_{3,N}/N) &= -2 \cdot \frac{1}{N^2} \sum_{i \in C_N^c} \sum_{j(>i) \in C_N^c} \mathbf{E}(Y_{i,j}) = -\frac{1}{N^2} \sum_{i \in C_N^c} \sum_{j(\neq i) \in C_N^c} \pi_{\alpha_i, \alpha_j} \end{aligned}$$

$$\begin{aligned}
&= -\frac{1}{N^2} \sum_{i \in C_N^c} \sum_{j(\neq i) \in C_N^c} [\pi_{1,1} \mathbf{1}(\alpha_i = 1, \alpha_j = 1) + 2 \cdot \pi_{1,2} \cdot \mathbf{1}(\alpha_i = 1, \alpha_j = 2) + \pi_{2,2} \mathbf{1}(\alpha_i = 2, \alpha_j = 2)] \\
&= -\frac{1}{N^2} [\pi_{1,1} \cdot (N - m_N)(N - m_N - 1) + 2 \cdot \pi_{1,2} \cdot (N - m_N)(N/2) + \pi_{2,2} \cdot (N/2)^2] \\
&\rightarrow \left( \pi_{1,1} \cdot \left(1 - \frac{a}{2}\right)^2 + \pi_{1,2} \cdot \left(1 - \frac{a}{2}\right) + \pi_{2,2} \cdot \frac{1}{4} \right) = \mu_3(a, p).
\end{aligned}$$

This implies,  $N^{-2} \mathbf{E}(V_N) \rightarrow \mu_1(a, p) + \mu_2(a, p) + \mu_3(a, p) = \mu(a, p)$ , which is defined in (E.89). Similarly,

$$\begin{aligned}
\mathbf{Var}(D_{1,N}) &= \mathbf{Var} \left( 2 \left( \frac{1}{p^2} - 1 \right) \frac{1}{N} \sum_{i \in C_N} \sum_{j(>i) \in C_N} Y_{i,j} \right) = 2 \left( \frac{1}{p^2} - 1 \right)^2 \frac{1}{N^2} \sum_{i \in C_N} \sum_{j(\neq i) \in C_N} \mathbf{Var}(Y_{i,j}) \\
&= 2 \left( \frac{1}{p^2} - 1 \right)^2 \frac{1}{N^2} \sum_{i \in C_N} \sum_{j(\neq i) \in C_N} \pi_{1,1} (1 - \pi_{1,1}) \rightarrow \sigma_1^2(a, p) = 2 \left( \frac{1}{p^2} - 1 \right)^2 \frac{a^2}{4} \cdot \pi_{1,1} (1 - \pi_{1,1}), \\
\mathbf{Var}(D_{2,N}) &= \mathbf{Var} \left( -2 \cdot \frac{1}{N} \sum_{i \in C_N} \sum_{j \in C_N^c} Y_{i,j} \right) = \frac{4}{N^2} \mathbf{Var} \left( \sum_{i \in C_N} \sum_{j \in C_N^c} Y_{i,j} \right) = \frac{4}{N^2} \sum_{i \in C_N} \sum_{j \in C_N^c} \mathbf{Var}(Y_{i,j}) \\
&\rightarrow \sigma_2^2(a, p) = 4 \left( \frac{a}{2} \left(1 - \frac{a}{2}\right) \cdot \pi_{1,1} (1 - \pi_{1,1}) + \frac{a}{4} \cdot \pi_{1,2} (1 - \pi_{1,2}) \right), \quad \text{and} \\
\mathbf{Var}(D_{3,N}) &= 4 \cdot \mathbf{Var} \left( \frac{1}{N} \sum_{i \in C_N^c} \sum_{j(>i) \in C_N^c} Y_{i,j} \right) = 2 \cdot \frac{1}{N^2} \sum_{i \in C_N^c} \sum_{j(>i) \in C_N^c} \mathbf{Var}(Y_{i,j}) \\
&\rightarrow \sigma_3^2(a, p) = 2 \left( \pi_{1,1} (1 - \pi_{1,1}) \left(1 - \frac{a}{2}\right)^2 + \pi_{1,2} (1 - \pi_{1,2}) \left(1 - \frac{a}{2}\right) + \pi_{2,2} (1 - \pi_{2,2}) \frac{1}{4} \right).
\end{aligned}$$

Note, the representation in (E.90) shows that we can write,

$$D_{1,N} - \mathbf{E}(D_{1,N}) = \sum_{r < s \in C_N} \omega_{1,r,s} \cdot \{Y_{r,s} - \mathbf{E}(Y_{r,s})\},$$

where,  $\{\omega_{1,r,s} = 2(1/p^2 - 1)(1/N) : s > r, r, s \in C_N\}$ . Similarly we can write  $D_{j,N} - \mathbf{E}(D_{j,N})$ ,  $j = 2, 3$ , as weighted sums, with weights  $\{\omega_{2,r,s} = -2/N; r \in C_N, s \in C_N^c\}$  and  $\{\omega_{3,r,s} = -2/N : s > r, r, s \in C_N^c\}$ . Also note that  $D_{1,N}, D_{2,N}$  and  $D_{3,N}$  are independent. As these weights converge to zero uniformly and the limiting variances  $\sigma_i^2(a, p) \in (0, \infty)$ , for each  $i = 1, 2, 3$ , we can use Lemma 5.5 to claim that

$$\frac{D_{i,N}}{N} - N \cdot \mu_i(a, p) \xrightarrow{d} N(0, \sigma_i^2(a, p)), \quad \text{for each } i = 1, 2, 3.$$

Now, using (E.90) and the expressions for  $\mu_i(a, p)$ ,  $\sigma_i(a, p)$ ,  $i = 1, 2, 3$ , we get

$$\frac{V_N}{N} - N \cdot \mu(a, p) \xrightarrow{d} N(0, \sigma^2(a, p)),$$

where  $\sigma^2(a, p)$  is defined in (E.89). This completes the proof.  $\square$

## 5.3 Appendix C: Additional simulation results

### 5.3.1 Simulation results for the sparse case

In this section we verify Theorem 3.6 through a small simulation study. For our simulation, we generate data from a sparse SBM with  $K = 4$  classes, with class size proportions  $\lambda_1 = \lambda_2 = \lambda_3 = \lambda_4 = 1/4$ , and edge

probability matrix  $\mathbf{\Pi}_N$  satisfying (3.23) with  $\beta = 0.2$  and  $\mathbf{C}$  taken as follows

$$\mathbf{C}_{4 \times 4} = \begin{bmatrix} 1 & 0 & 0.25 & 0 \\ 0 & 2 & 0 & 0.3 \\ 0.25 & 0 & 2 & 0 \\ 0 & 0.3 & 0 & 1 \end{bmatrix}. \quad (\text{E.91})$$

Thus, for any non-zero element  $c_{i,j}$  of  $\mathbf{C}$ , the corresponding element of  $\mathbf{\Pi}_N$  was selected as  $\pi_{i,j}^N = N^{-1/5} \cdot c_{i,j}$ , and in other cases  $\pi_{i,j}^N$  was fixed at zero. The size of the population network is chosen as  $N = 10000$ . We use sampling probability  $p = 0.1$ . Here, we only consider the case of induced subgraph sampling. Figure 3 shows the finite sample histograms for edge and triangle densities (with suitable centering and scaling), at  $\beta = 0.2$ . On each of these histograms, the density of the corresponding limiting normal distribution (found in Theorem 3.6) is plotted. The plots show that the theoretical results for the sparse case match the empirical results.

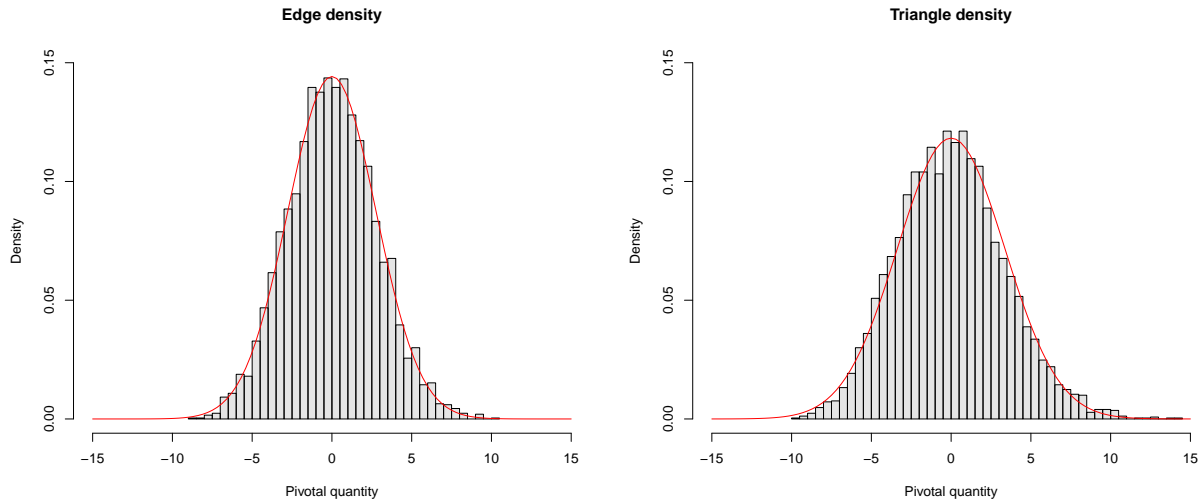


Figure 3: The histogram on the left and right show the finite sample distribution of estimated edge density and triangle density with suitable centering and scaling respectively. Each histogram is superimposed with the density function of corresponding limiting normal random variable obtained in Theorem 3.6. We used  $p = 0.1$  and  $\beta = 0.2$  and data is generated from the sparse SBM under the assumption (3.23).

Again, Figure 4 shows similar plots, but in this case the data was generated from a sparse SBM with  $\beta = 0.5$ , which marginally increases the edge probability decay rate. The choices of  $N, p$  and other model parameters are kept fixed. In case of the triangle count, the upper threshold for asymptotic normality is  $\beta = 2/3 \approx 0.667$ . The same threshold for the edge density count is  $\beta = 1$ . In case of the triangle density histogram plot, as the choice of  $\beta$  is somewhat close to its highest threshold ( $= 2/3$ ), the asymptotic normal approximation slows down. On the other hand the upper threshold for the edge density is  $\beta = 1$ . Thus, the asymptotic normal approximation works in this case, as the edge probabilities are not yet small enough to

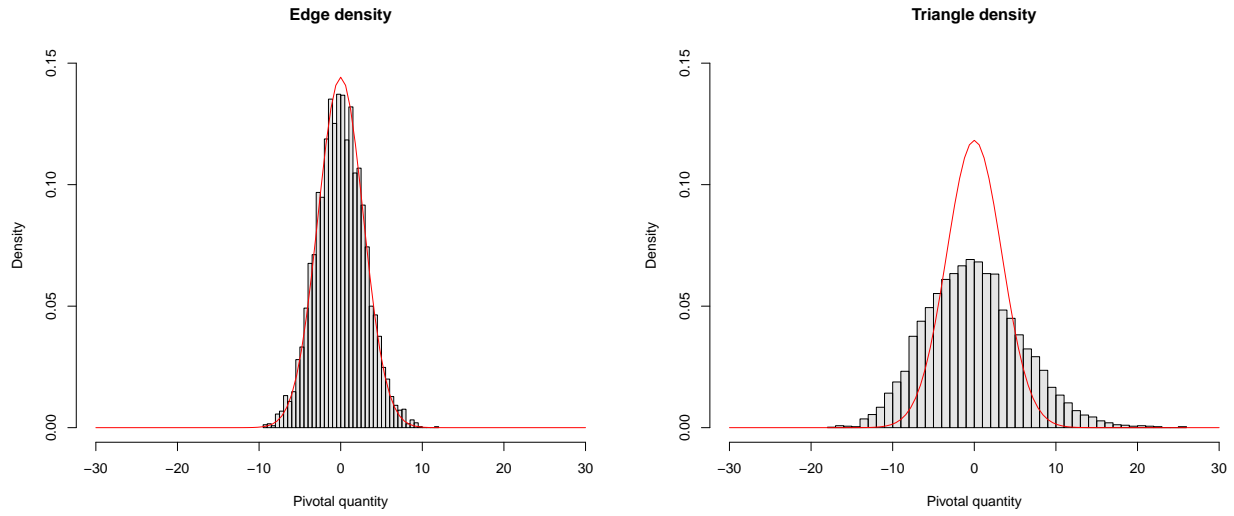


Figure 4: Similar plot as Figure 3, except in this case we use the decay rate  $\beta = 0.5$ . The normal approximation starts to fail as  $\beta$  reaches near its upper threshold of  $2/3$ , while there is no such effect for the edge density distribution, since the upper threshold is 1 in case of the edge.

affect the distribution of the edge density statistic.