

Code Structure-Aware through Line-level Semantic Learning for Code Vulnerability Detection

Ziliang Wang*, Ge Li*, Jia Li*, Yihong Dong*, Yingfei Xiong*, Zhi Jin*

*Key Lab of High Confidence Software Technology, MoE, School of Computer Science, Peking University, Beijing, China

Email: {wangziliang, lige,xiongyf, zhijin}@pku.edu.cn

{lijia, dongyh}@stu.pku.edu.cn

Abstract—Different from the flow semantics of natural languages, programming languages are inherently rigid in structure and grammar. Existing fine-tuning methodologies for code vulnerability detection generally treat code as long text sequences, stripping away structural elements such as newlines ('n') and whitespace. However, this approach inadvertently results in the loss of crucial structural information, diminishing the distinct characteristics of code and impairing the accuracy of vulnerability detection. To address these challenges, we propose a novel network architecture method based on pre-trained code models, which incorporates structural information awareness. We propose an enhanced code text processing workflow that retains structural elements prior to modeling. This refinement allows the model to retain and exploit line-level structural information and semantic information during the modeling process. Furthermore, we introduce a new network architecture, the Code Structure-Aware Network through Line-level Semantic Learning (CSLS), which integrates three key components: global vulnerability awareness, line-structural awareness, and sensitive-line awareness. We have conducted comprehensive experiments using vulnerability detection datasets from real-world projects. Extensive experiments were conducted on vulnerability detection datasets derived from real-world projects. The results demonstrate that our new code pre-processing flow significantly improves existing baselines (e.g., a 3% accuracy improvement on the Devign dataset when applied to popular models such as CoderBert and UniXcoder). The proposed network architecture also demonstrates superior accuracy in detecting vulnerabilities, surpassing newly established benchmarks. These findings underscore the importance of structural information in enhancing the efficacy of code vulnerability detection models.

Index Terms—component, formatting, style, styling, insert

I. INTRODUCTION

Software vulnerabilities refer to weaknesses in code that can be exploited, leading to severe consequences such as unauthorized information disclosure and cyber extortion [1], [2]. The growing magnitude of this issue is highlighted by recent statistics: in the first quarter of 2022, the US National Vulnerability Database (NVD) reported 8,051 vulnerabilities, a 25% increase from the previous year [3]. Additionally, a study found that 81% of 2,409 analyzed codebases contained at least one known open-source vulnerability. The widespread nature and increasing number of these vulnerabilities underscore the urgent need for robust automated vulnerability detection mechanisms. Implementing such systems is crucial for enhancing software security and preventing a range of potential threats [1], [2], [4], [5].

Existing literature on vulnerability detection models can be broadly categorized into three main types: (1) traditional detection models [6], [7], (2) deep learning (DL)-based models [8]–[11] and (3) pre-trained models based models [12].

Traditional detection models often require experts to manually develop detection rules [13], [14]. This approach is labor-intensive and tends to struggle with maintaining low rates of false positives and false negatives [10], [15]. In contrast, deep learning (DL)-based detection methods learn vulnerability patterns from training datasets [10], [11], [16], eliminating the need for manual heuristics and enabling autonomous feature identification. They avoid manual heuristic methods and autonomously learn and identify vulnerability features. To further enhance vulnerability semantics comprehension, recent advancements have introduced pre-trained code models [12] and large language models (LLMs). These tools have surpassed the performance of traditional static analysis methods [10], [17], [18].

Vulnerability detection tasks are notably more domain-specific compared to other code tasks like code generation, as they require unique vulnerability criteria and logic for each project. Additionally, acquiring large volumes of high-quality vulnerability detection data is challenging, as it necessitates the expertise of senior programmers familiar with the project. Consequently, language models with extensive parameters, such as Llama2 and CodeLlama, struggle to obtain sufficient data for fine-tuning. The pre-trained models with smaller parameters (CodeBERT, CodeT5) show a wider range of applications [12].

However, existing methods based on pre-trained code models usually treat the code task as a natural language task for preprocessing and fine-tuning, even if the code text is significantly different from the natural language text. Unlike code generation, code completion and other code tasks, the vulnerability detection task requires a more complete understanding of the differences between codes. Current methods based on pre-trained models generally ignore this point, and treat the code text as natural language text processing, resulting in the loss of structure, damage to the differences between codes, and reduce the performance of vulnerability detection tasks [19], [20]¹ [21]² [22]. The structure of the

¹<https://github.com/microsoft/CodeXGLUE/blob/main/Code-Code/Defect-detection/>

²<https://github.com/daiquocnguyen/GNN-ReGVD/>

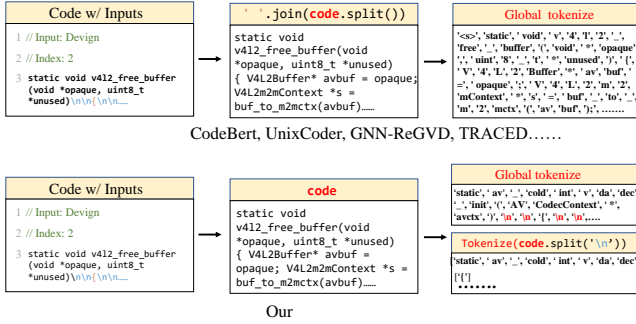


Fig. 1: Code processing flow of existing open source model vulnerability detection methods.

code is typically preserved during pretraining data for the code model [20], [23]. Model pre-training is not usually a classification task. But pre-trained models often remain sensitive to the input structure. In natural language tasks, the latest research also found that the period based identifier information can increase the understanding ability of the model [24].

Status analysis. Figure 1 illustrates the code preprocessing process of existing methods before performing vulnerability task fine-tuning. Earlier studies on vulnerability detection using fine-tuned code models, it was common to preprocess code data by removing all newline characters and spaces before fine-tuning for downstream tasks. For example, a piece of code with an initial token length of 150 is reduced to 130 tokens after preprocessing. CodeBERT, which has an input length limit of 400 tokens, benefits from such preprocessing as it reduces the input length. However, this preprocessing approach fails to account for the importance of structural information in the code, especially as the context length of the code model increases (e.g., UniXcoder supports 1024 tokens). For vulnerability detection tasks, the removal of structural elements such as newlines and spaces can significantly obscure the differences between samples. Structural elements such as newlines, whitespace, and indentation in the code provide important contextual and semantic information. This loss of structural information is detrimental to classification tasks, as it undermines the ability to accurately distinguish between vulnerable and non-vulnerable code. Therefore, it is crucial to maintain the structural integrity of the code during preprocessing to preserve essential contextual information that aids in vulnerability detection.

Our approach. To address the limitations of existing fine-tuning methods based on pre-trained code models, we propose CSLS, a structure-aware vulnerability detection method designed to capture the structural information of the code. We enhance the code preprocessing process and introduce a new model architecture that preserves and utilizes the structural information at the line level, helping the model to learn both global semantics and structural semantics of the code.

Code Preprocessing Process. To verify the impact of the aforementioned issues on vulnerability detection, this paper proposes a structural information enhancement strategy to strengthen the perception of code structure in vulnerability detection tasks. (1) *Global Processes.* We first replace the

previous code model fine-tuning preprocessing with a simpler method to obtain global word segmentation, as shown in fig. 1 CSLS preserves line breaks and all whitespace before entering the tokenizer. (2) *Line Processes.* Benefiting from the preservation of code structure information, CSLS splits the code snippets into lines and obtains a row-level Token array for each code snippets. This approach preserves the original structure of the code as much as possible, while allowing the model to model the code text from both global and line-level supervision.

CSLS Model. In order to further enhance the perception of code structure, this paper proposed a new vulnerability detection network architecture, which used two code models to learn code semantics and structure by accepting code texts with different structures respectively. (1) *Global Semantic-Aware Model.* This model takes global word segmentation as input and perceives global information, including structural information. (2) *Line Semantic-Aware Model.* This model takes line-level code as input and perceives structural and semantic relationships between lines of code. Finally, the CSLS model analyzes the risk of code vulnerabilities from three perspectives of global semantics, line structure and line semantics, and realizes high-precision vulnerability detection.

Results. Fine-tuning and evaluation were performed after preprocessing using our proposed method. We report state-of-the-art results on the most common code models available today: CodeBERT’s accuracy increased from 63% [19] to 65% on the Devign dataset [25], and UniXcoder-base’s accuracy rose from 64.8% [12] to 68.8%. Other datasets, such as ReVeal [26], also show positive effects. Our proposed CSLS further improves the accuracy of vulnerability detection. We achieved state-of-the-art results with CSLS, reporting 70.57% accuracy on Devign, 91.86% accuracy, and 49.59% F1-score on ReVeal. In summary, the main contributions of this paper are as follows:

- We propose an enhanced code preprocessing process for vulnerability detection tasks, highlighting the defects of existing preprocessing methods and revealing the importance of preserving code structure information.
- We introduce a vulnerability detection network architecture that enhances code structure awareness. It achieves line-level semantic learning by pre-training the code model and combining it with global information to achieve high-precision vulnerability detection.
- We evaluate the proposed preprocessing procedure on two real datasets. The experimental results demonstrate that preserving code structure information can effectively improve the performance of existing code models on vulnerability detection tasks without increasing any cost.
- We conduct extensive experiments on two real-world datasets. The results show that the proposed CSLS architecture can further improve the accuracy of code vulnerability detection by perceiving code line-level

structure information³.

II. RELATED WORK

A. Traditional Vulnerability Detection

Over the years, numerous methods for vulnerability detection have been developed. Initially, research in this area predominantly focused on identifying vulnerabilities through manually customized rules [13], [14]. Static analysis tools rely on manual rules and precise specification of code behavior, which are difficult to obtain automatically. While these heuristic approaches offered solutions for vulnerability detection, they necessitated extensive manual analysis and the formulation of defect patterns. Furthermore, the repetition of syntactic elements across different code fragments, as dictated by certain rules, has been shown to contribute to higher rates of both false positives and false negatives [6], [7], [15].

B. Deep Neural Network for Vulnerability Detection

To perceive code text nonlinear characteristics, recent research has turned to the model based on neural network, hole features extracted from code snippets [9], [11]. Existing deep learning-based vulnerability detection models are predominantly divided into two categories: token-based and graph-based models.

Token-based models treat code as a linear sequence and use neural networks (e.g., LSTM or Transformer) to learn vulnerability features from known cases, aiming to identify vulnerability features [9], [10], [27]. For instance, Russell et al. [9] leveraged recurrent neural networks (RNNs) and convolutional neural networks (CNNs) to learn feature sets from code token sequences tailored for vulnerability identification. Concurrently, Li et al. [10] employed BiLSTM [28] to encode a segmented version of input code, known as 'code gadgets,' centered on key markers, especially library/API function calls. However, these token-based models often overlook the complexity of the source code structure, potentially leading to inaccurate detection.

In parallel, another research direction explores the potential of graph-based methods for vulnerability detection [12], [26], [29], [30]. For example, DeepWukong [27] uses GNNs for feature learning, focusing on compressing code fragments into a dense, low-dimensional vector space to enhance the detection of various vulnerability types. DeepTective [31] addresses vulnerabilities common to PHP scripts, such as SQL injection, Cross-Site Scripting (XSS), and command injection, by deploying a combination of Gated Recurrent Units (GRUs) and Graph Convolutional Networks. Graph-based detection models learn code structure through various graph representations, utilizing neural networks for vulnerability detection [17], [32]. For instance, Zhou et al. [25] used a gated graph recurrent network [33] to extract structural details from triadic graph representations—AST, CFG, and DFG. Chakraborty et al. [26] introduced REVEAL, an innovative

approach that combines a gated graph neural network, re-sampling techniques [34], and triplet loss [35]. Wu et al. [32] proposed an approach that efficiently converts the source code of a function into an image while preserving the program details.

C. Pre-Trained Models for Vulnerability Detection

Inspired by the success of pre-trained models in natural language processing (NLP), recent research has increasingly focused on leveraging these models to enhance code vulnerability detection accuracy [19], [20], [36]–[39].

The core concept behind these works is to use a model pre-trained on a large corpus of source code data, followed by specialized fine-tuning for specific tasks [36]. For instance, Feng et al. [19] proposed CodeBERT, designed specifically for understanding and generating source code, combining the processing capabilities of both natural and programming languages. Similarly, CuBERT employs masked language modeling with sentence prediction for code representation [36]. Additionally, some pre-trained models incorporate structural information of code fragments during the initial training phase [37], [38]. For example, Guo et al.'s GraphCodeBERT [40] leverages graph structures to infer data flow in code fragments. DOBF [41] introduces a novel pre-training objective aimed at enhancing the model's ability to learn the syntactic and structural complexity of source code, specifically addressing the structural dimension of programming languages. The objective is specifically tailored to address the structural dimension of programming languages. In comparative evaluations, CodeBERT is positioned as a baseline standard for various code-related tasks, including code clone detection and code translation. UniXcoder, a unified cross-modal pre-trained programming language model, also serves as a baseline method, trained on extensive code and natural language data [20].

Given the superior performance of pre-trained models in various code-related tasks, some studies have applied them to vulnerability detection [1], [2], [42]. Hanif et al. proposed VulBERTa, which pretrains a RoBERTa model with a custom tokenization pipeline for real-world C/C++ projects [43]. Nguyen et al. introduced ReGVD, combining graph structure and pre-trained models to address source code vulnerability detection [12]. Zhang et al. decomposed the code segment Control Flow Graph (CFG) into multiple execution paths and used the pre-trained model CodeBERT for vulnerability detection [44]. Thapa et al. [2] explored the performance of fine-tuned language models for multi-class classification of similar types of vulnerabilities.

However, fine-tuning large language models and code models requires high-quality vulnerability data due to the domain-specific nature of vulnerability detection and the scarcity of data. Consequently, many vulnerability detection methods based on smaller code models have been extensively studied. For example, Wang et al. proposed a detection method where multiple code models and large models cooperate to enhance the semantics of vulnerabilities [45]. However, these methods generally inherit the original way

³Our anonymous replication package (data and code) :<https://figshare.com/articles/dataset/CSLS/24831567>

of code preprocessing and face the challenge of structural information loss.

III. APPROACH

In this section, we introduce the network structure of vulnerability detection based on code structure awareness (CSTA). Figure 2 shows an overview of SFTF, consisting of three main phases: (1) Data pre-processing, (2) code line-level semantic awareness, and 3) code global semantic awareness

A. Data Pre-processing

We denote the historical vulnerability dataset as $L = (P, Y)$, where p_i represents a code snippet in a programming language, and y_i represents the corresponding vulnerability label for the i -th snippet, with $0 < i \leq M$. Here, M is the total number of code snippets. The labels y_i can take values of either 0 or 1, where $y_i = 0$ indicates that the code is free of vulnerabilities, and $y_i = 1$ indicates the presence of a vulnerability in the code.

Global Pre-processing. Unlike existing methods that might employ extensive pre-processing steps, we only truncate the code fragments to fit within the input size constraints of the model used. The formalization of this step is as follows:

$$C_i = C_{i_0} C_{i_1} \dots C_{i_n}, \quad 0 < i \leq M \quad (1)$$

Here, C_{i_n} represents the n -th token of the i -th code fragment, with n being the maximum input length allowed by the code model.

Code Line Pre-processing. The number of lines in a code fragment typically exceeds the number of snippets. We define L_{i_n} as the n -th line of the i -th code fragment. To expedite the learning process for the code model, we implement the following pre-processing steps for code batches:

Line-Token Alignment: Each line in the code snippet is tokenized individually. Tokens are then padded to ensure uniform length. For snippets within the same batch, we align the number of tokens per line. Based on statistical analysis, after removing blank lines, the Devign dataset has an average of 12.18 tokens per line. Thus, CSLS presets the maximum number of tokens per line to $p = 20$.

$$L_{i_n} = T_{i_{n0}} T_{i_{n1}} \dots T_{i_{np}}, \quad 0 < i \leq M \quad (2)$$

Here, $T_{i_{np}}$ represents the p -th token of the n -th line of the i -th code fragment, with p being the maximum number of tokens per line.

Line Alignment: For all snippets in the same batch, we align the number of lines in each snippet. Statistical analysis shows that the Devign dataset has an average of 50.05 lines per snippet after deleting blank lines, and 113.37 lines when blank lines are retained. Therefore, CSLS presets $MAX(k) = 100$ lines per code fragment split. For all code fragments n in the same batch, we use $k = \max(\text{len}(n.\text{line}), 100)$.

$$L_i = L_{i_0} L_{i_1} \dots L_{i_k}, \quad 0 < i \leq M \quad (3)$$

The pre-processed sentences and global input IDs are batched and padded to align with the maximum sentence length and number of lines in the batch. This approach ensures that all snippets in a batch are standardized in terms of line count and token count per line, facilitating efficient batch processing and learning.

B. Line-level semantic awareness

Line Semantic Learning. After the code pre-processing process, we obtain an array of tokens based on line segmentation for all code fragments. And, in the same batch, this number has a consistent shape $[b, k, p]$. Where b denotes the number of snippets in the batch, k is the number of lines in each snippet, and p is the maximum number of tokens per line.

Next, we flatten the pre-processed token array to form a two-dimensional array z with size $[b * k, p]$. This allows us to process an entire batch of data in a single operation without iterating over each row or fragment. CSLS uses a line semantic-aware model, this paper uses the UniXcoder-nine model by default, and we process z to quickly obtain deep semantic representation through a single batch. The formalization process is as follows:

$$CE = f_l(z, z_{mask}), \quad (4)$$

where CE has the shape $[b \times k, h]$, with $h = 768$. Here, b represents the batch size, l represents the sequence length, and h represents the dimension of the hidden layer. The f_l stands for line semantic-aware model. z_{mask} is provided by the completion process during data pre-processing. The output CE of the line semantic-aware model contains multiple hidden states, and we use the hidden state of the first token of the last layer (usually the [CLS] token) to represent the semantics of each line.

Finally, to restore the processed data to its original batch structure, we re-shape CE to $[b, k, h]$, where each element now contains an embedded representation of the corresponding line of code. Such refactoring facilitates subsequent steps such as further analysis or specific row-level tasks.

Line Structure Aware. After the above process, CSLS obtains the semantic array CE for each line of the code fragment. In this module, CSLS uses the Transformer layer to structurally model the code line semantics.

It is worth noting that the input line semantics CE maintains the line number order, and the default position encoding of the Transformer layer is consistent with the line number. This allows the Transformer to effectively sense the structure of the code line. Finally, the output of the Transformer layer is the vulnerability judgment of the row structure. The formalization is as follows:

$$S_{repr} = f_t(CE_{1..CE_k}) \quad (5)$$

Where f_t is a standard transformer model with 8 layers and 8 attention heads. In this process, we introduce

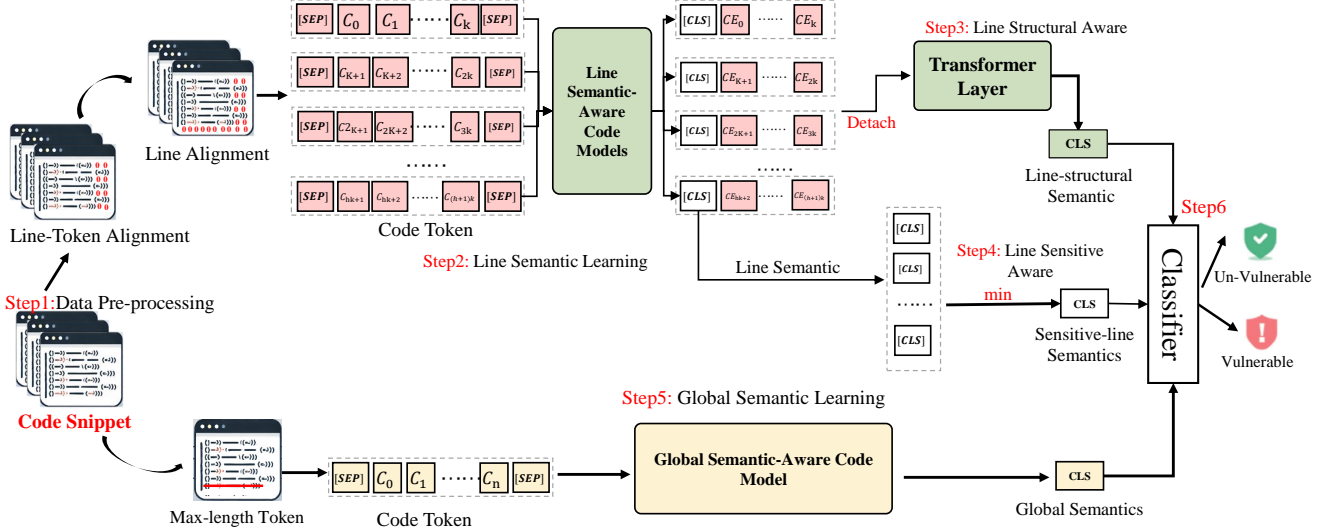


Fig. 2: The CSLS framework implements vulnerability detection by sensing three different semantics :1. Global vulnerability semantics (step 5) 2. Line-level structural vulnerability semantics (step 3) and 3. Line vulnerability semantics (step 4).

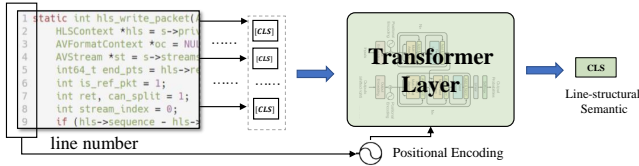


Fig. 3: A transformer model is used to sense the structural relationships between lines of code.

a crucial step where we detach the sentence embeddings before passing them through the Transformer encoder. This is done to prevent the gradients from flowing back into the global encoder during the optimization process of the Transformer encoder. The purpose of this detachment is to enforce that the Transformer encoder focuses solely on learning the structural relationships among code lines, rather than on semantic information already captured by the global encoder. By doing so, we ensure that the global encoder and Transformer encoder are specialized in their respective tasks: the former in capturing semantic information and the latter in understanding structural dependencies. This separation of concerns improves the model’s ability to accurately assess the structural risks and potential vulnerabilities within the code based on the line-wise semantic representations provided.

Line Sensitive Aware. In the line-sensitive perception module, we obtain the overall semantic representation of each line of code by calculating the average of the 768-dimensional vectors in the semantic representation of each line of code. For the code snippets in each batch, we identify the most representative lines of code by computing the minimum of the semantic representation of each line of code. The specific process is as follows:

For the semantic representation matrix CE for each sentence, we first compute the average of each token over 768

dimensions:

$$CE_{mean} = \frac{1}{h} \sum_{j=1}^h CE_{i,j} \quad (6)$$

Then, we find the row index with the smallest mean for each batch:

$$L_{min} = \arg \min(CE_{mean}) \quad (7)$$

Finally, we select the semantic representation of the row with the smallest mean value from each batch to form the final row-sensitive semantic representation:

$$L_{repr} = CE[L_{min}] \quad (8)$$

C. Global semantic awareness

Global Semantic Learning. In the global semantic learning module, we use a code model to capture the global semantic information of code fragments. We pass the line-level semantic representation of each code snippet to the code model and output the global semantic representation.

First, we feed the row-level semantic representation matrix CE into the UniXcoder-nine model:

$$G_{repr} = f_g(C_i) \quad (9)$$

Vulnerability Prediction. In the vulnerability prediction module, we concatenate the global semantic representation G_{repr} , the line-sensitive semantic representation L_{repr} , and the global CLS representation $global_cls$ to form the final representation vector H :

$$H = [S_{repr}, L_{repr}, G_{repr}] \quad (10)$$

Then, we input the final representation vector into a Multi-Layer Perceptron (MLP) classifier for vulnerability prediction:

$$P = \sigma(f_m(H)) \quad (11)$$

where σ is the Sigmoid activation function, and P is the predicted vulnerability probability. The f_{mis} is a classification head.

D. Loss Function

The loss function adopted for the code models training is the cross-entropy loss [25], commonly used in classification problems for its effectiveness in penalizing the predicted labels and the actual labels:

$$H(y, \hat{y}) = -y \log(\hat{y}) - (1 - y) \log(1 - \hat{y}) \quad (12)$$

IV. STUDY DESIGN

A. Datasets

To evaluate the effectiveness of M2CVD, we employ two datasets from real projects :(1) Devign [25], and (2) Reveal [26]. The Devign dataset, derived from a graph-based code vulnerability detection study [25], stands as a dataset of function-level C/C++ source code from the well-established open-source projects QEMU and FFmpeg. Aligning with the methodology articulated by Li et al. [25], the partitioning of the Devign dataset adheres to a conventional 80:10:10 ratio, demarcating the bounds for training, validation, and testing data, respectively. The dataset completes the labeling of vulnerable code by a group of security researchers performing a rigorous two-stage review. In the task of software vulnerability detection, the REVEAL dataset is a representative dataset, as presented in [26]. It is a further exploration of data redundancy and unrepresentative class distributions in existing datasets. As a detection code dataset, REVEAL encompasses source code extracted from two open-source forays: the Linux Debian kernel and Chromium. Similar to the real-world situation, this dataset has an imbalanced label distribution, with the number of normal code fragments much larger than the number of vulnerable ones (10:1). Similarly, in the Reveal dataset, a split ratio of 80:10:10 was set.

During the experiment, the proportion of positive and negative samples in the training set, validation set and test set is consistent with the original dataset.

B. Performance Metrics

In the process of evaluating the performance of the model, the proposed method includes four metrics widely recognized in the field of software testing and analysis [25]:

Precision: Denoted as the quotient of the sum of true positives and false positives and is a measure of the accuracy of instances that are identified as positive. Formally, it is defined as:

$$Precision = \frac{TP}{TP + FP} \quad (13)$$

where TP and FP represent the number of true positives and false positives, respectively.

Recall: Recall evaluates the fraction of actual positives that are correctly identified and is calculated as the fraction of true positives over the sum of true positives and false negatives:

$$Recall = \frac{TP}{TP + FN} \quad (14)$$

where FN signifies the number of false negatives.

F1 Score: The F1 score provides an indicator of the accuracy of the test by combining precision and recall into a single metric by taking their harmonic mean:

$$F1\ Score = 2 \times \frac{Precision \times Recall}{Precision + Recall} \quad (15)$$

Accuracy: This metric reflects the proportion of true positives and true negatives amongst all evaluated instances, thus offering an overall measure of the model’s performance:

$$Accuracy = \frac{TP + TN}{TP + TN + FN + FP} \quad (16)$$

where TN representing the number of true negatives.

C. Baseline Methods

In our evaluation, we compare M2CVD with seven state-of-the-art methods.

(1) ChatGPT [46]: The ChatGPT models showcases the capabilities of DL in code generation and processing, albeit not specifically tailored for the domain of software vulnerability detection. We used COt-based cue words to test the test set in full, and repeated three times to take the average.

(2) Devign [25]: Devign is a graph-based model that uses Gated Graph Recurrent network (GGN) to represent the graph combining AST, CFG, DFG and code sequence of the input code fragment for vulnerability detection.

(3) ReGVD [12]: ReGVD treats the problem as text classification by transforming the source code into a graph structure, using token embedding from GraphCodeBERT [40], and applying a mixture of graph-level sum and max-pooling techniques.

(4) SySeVR [15]: SySeVR uses code statements, program dependencies, and program slicing as capabilities, and utilizes bidirectional recurrent neural networks to detect vulnerable code fragments.

(5) CodeBERT [19]: CodeBERT use a pre-trained structure that amalgamates natural language and programming language, facilitating a broad spectrum of coding tasks, including but not limited to code understanding and generation.

(6) CodeT5+ [47]: CodeT5+, an encoder-decoder llm family for code, where component modules can be flexibly combined to accommodate a wide range of downstream code tasks.

(7) UniXcoder [20]: UniXcoder extends the capabilities of models like CodeBERT by incorporating a comprehensive understanding of code syntax and semantics, thus improving model performance on coding tasks such as code summarization, translation, and completion. UniXcoder-nine is its latest extension in 2023, further training on UniXcoder-base to obtain powerful code models.

Experiment Environment: We implemented CSLS in Python using Pytorch 2.10. The experiments were performed on a machine containing a NVIDIA GeForce GTX A6000 GPU and two Intel Xeon Gold 6226R 2.90 GHz CPU.

TABLE I: Comparison results for different models on Devign and Reveal datasets.

Dataset	Devign [25]				Reveal [26]			
	Models	Acc	Recall	Prec	F1	Acc	Recall	Prec
ChatGPT 3.5 COT	49.83	32.24	33.00	30.61	63.72	26.34	30.54	27.70
ChatGPT 4o COT	53.73	7.46	45.94	4.06	20.97	22.17	97.33	12.51
Devign	56.89	52.50	64.67	57.59	87.49	31.55	36.65	33.91
ReGVD	61.89	48.20	60.74	53.75	90.63	14.47	64.70	23.65
CodeBERT	63.59	41.99	66.37	51.43	90.41	25.87	54.62	35.11
UniXcoder-base	65.77	51.55	66.42	58.05	90.50	39.91	53.52	45.72
CodeT5+-base	65.62	55.29	64.73	59.64	90.94	31.14	59.16	40.80
TRACED	64.42	61.27	60.03	61.05	91.11	21.49	68.05	32.66
UniXcoder-nine	66.98	56.33	66.63	61.05	90.72	33.77	56.20	42.19
CSLS	70.57	59.36	71.70	64.95	91.86	39.91	65.46	49.59

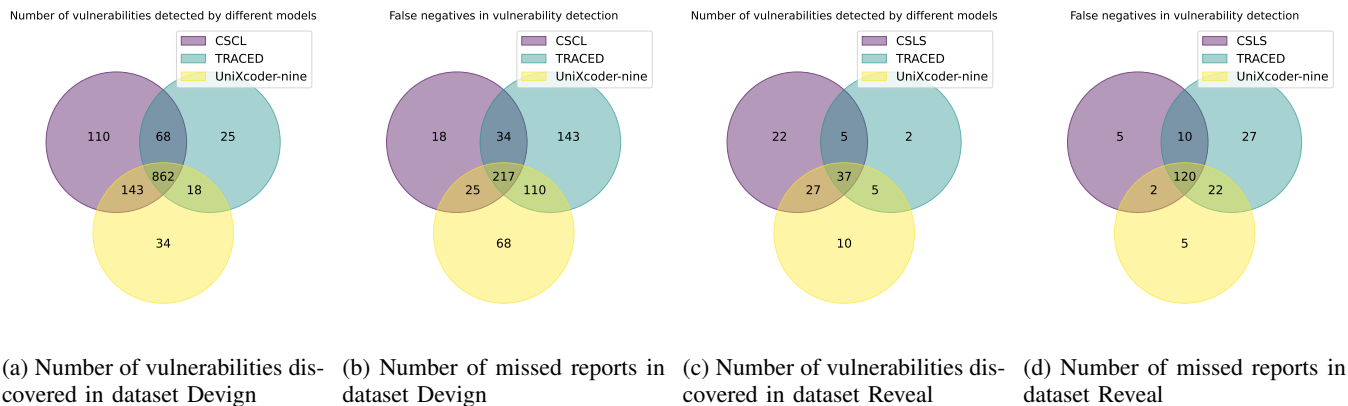


Fig. 4: Comparison of vulnerability detection performance of different models on two data sets.

V. EXPERIMENTS

In this section, we conduct extensive experiments to justify our model’s superiority and analyze the reasons for its effectiveness. Specifically, we aim to answer the following research questions:

RQ1: How effective is CSLS compared with the state-of-the-art baselines on vulnerability detection?

RQ2: What are the effects of the code pre-processing process on vulnerability detection methods based on fine-tuning of pre-trained models?

RQ3: What are the effects of different pre-trained code models for CSLS?

All experimental procedures are saved with the random seed used in the existing literature: seeds=123456 [12]. All experiments are repeated 3 times to ensure repeatability.

A. Implementation

CSLS contains a pre-trained model fine-tuning process and is therefore affected by the learning rate and Batch size. We provide our full setup and code along with the data splits used in a public repository. Due to page limitations, we do not discuss the impact of different Settings in this category.

In general, a Batch Size of 12 and a learning rate of $2e-5$ is a recommended choice.

Scope: Currently, CSLS reports if a function is vulnerable. Among other works, deep learning explanation tools are commonly used for other applications reporting row-level vulnerabilities, such as the work of Li et al. Benefiting from the modeling of row-level semantics by our approach, we can directly output the index of row-vulnerability semantics as dangerous rows. But detailed verification requires a lot of expert experience or a canonical verification method, and we leave this evaluation for future work.

B. RQ1. Effectiveness of CSLS

To answer the first question, we compare M2CVD with the seven baseline methods on the two datasets as shown in table 1. We can draw conclusions about the performance of CSLS compared to the baselines across the evaluated datasets.

Table 1 presents the performance of ChatGPT on the vulnerability detection task. It is evident that large-scale language models employ aggressive detection logic. Specifically, in ChatGPT 4o, nearly all code snippets were identified as

TABLE II: Comparison results for different models on Devign dataset. The best result for each metric is highlighted in bold.

Data	our	Exist	Ratio	>512	>1024
Devign	723.70	559.74	77%	31.37%	14.64%
Reveal	488.40	457.34	94%	20.48%	8.95%

TABLE III: Comparison results for different models on Devign dataset. (S) stands for preserving structural information

Dataset	Devign [25]				
	Models	L	Acc	Recall	Prec
CodeBERT	400	63.59	41.99	66.37	51.43
CodeBERT(S)	400	65.95	44.46	70.54	54.54
UniXcoder-base	1024	65.77	51.55	66.42	58.05
UniXcoder-base(S)	1024	68.85	58.64	68.91	63.36
CodeT5+-base	512	65.62	55.29	64.73	59.64
CodeT5+-base(S)	512	66.43	44.38	71.77	59.64
TRACED	512	64.42	61.27	60.03	61.05
TRACED(S)	512	67.45	54.26	68.37	60.50
UniXcoder-nine	1024	66.98	56.33	66.63	61.05
UniXcoder-nine(S)	1024	69.10	56.73	70.28	62.78
CSLS	1024	70.57	59.36	71.70	64.95

vulnerable, leading to considerably low F1 scores across both datasets.

CSLS demonstrates a marked superiority on both datasets. In the Devign dataset, M2CVD attains the highest Accuracy of 70.57%, the highest F1 score of 64.95% and the highest Precision outperforming all other models. As shown in Fig.4(a), CSLS detected 110 different vulnerabilities, while TRACED detected 68 and UniXcoder-nine detected 25. This indicates that CSLS has a higher detection capability, identifying more vulnerabilities than the other models. In terms of missed reports, CSLS had the fewest false negatives (18), whereas TRACED and UniXcoder nine missed 34 and 143 vulnerabilities, respectively. This demonstrates CSLS’s superior accuracy in minimizing missed detection as shown in fig.4(b). This indicates that CSLS has the most balanced performance in correctly identifying vulnerabilities without being skewed towards over-predicting (which would increase recall but decrease precision) or under-predicting (which would do the opposite).

On the Reveal dataset, since the proportion of negative samples in this dataset is 90, the model with strong fitting performance generally exceeds 90% on ACC. In this dataset, people are generally interested in the ability of the model to find positive samples (vulnerability). For CSLS, Both Recall and F1 metrics maintain the level of optimal level. As shown in Fig. 4(c), CSLS detected 22 vulnerabilities, outperforming

TABLE IV: Comparison results for different models on Devign dataset. (S) stands for preserving structural information.

Dataset	Reveal [26]			
	Models	Acc	Recall	Prec
CodeBERT	90.10	28.50	51.18	36.61
CodeBERT(S)	89.18	29.80	44.15	35.60
UniXcoder-base	90.50	39.91	53.52	45.72
UniXcoder-base(S)	90.50	42.98	53.26	47.57
CodeT5+-base	90.94	31.14	59.16	40.80
CodeT5+-base(S)	91.20	29.38	63.20	40.11
TRACED	90.12	24.14	67.07	35.48
TRACED(S)	91.95	24.12	84.61	37.54
UniXcoder-nine	90.14	31.57	51.42	39.13
UniXcoder-nine(S)	90.14	32.59	51.36	40.10
CSLS	91.86	39.91	65.46	49.59

TRACED (7) and UniXcoder-nine (2). This again shows CSLS’s higher effectiveness in detecting vulnerabilities. In fig. 4(b), CSLS had 10 missed reports, which is significantly lower than TRACED (27) and UniXcoder nine (5), indicating a balanced performance in both detecting vulnerabilities and minimizing false negatives. These figures not only show that CSLS maintains its high performance in different testing conditions but also that it consistently understands and predicts code vulnerabilities with high precision and recall.

Result

Answer to RQ1: Devign performed much better than all baselines. In particular, it shows great improvement on Devign data with more complex code structure.

C. RQ2: Effect of different code preprocessing procedures on detection performance

To illustrate the impact of the code preprocessing process on the vulnerability detection task, we conduct experiments on several models. Since we propose to keep line characters and Spaces in code snippets, this increases the number of tokens per sample. This can lead to bad results in cases where the input length of the pre-trained model is limited. Therefore, we analyze the token length after code-word segmentation.

In Table II, it can be seen that the two data sets after passing the word segmentator PBE in different pre-processing ways. The data shows that the Devign dataset is severely affected, with the number of tokens reduced by 23% after processing by the currently commonly used pre-processing method (Exist). The code snippet in Reveal is much less affected. There is possible reasons for this. First, the complexity of the code function of the projects in Reveal is lower than

that of Devign, and the average number of tokens is only half of that of Devign. At the same time, the proportion of code functions with more than 1024 tokens in Dvign is more than 14.64, which is much higher than that of Reveal data.

Table 3 shows the performance of vulnerability detection of different models under different word segmentation on the dataset Devign. It can be seen that all the models have a large degree of performance improvement compared to the previously reported metrics. For example, CodeBERT, whose best known performance reported in the literature was only 63%@ACC, went up to 65.95%@ACC using the new code pre-processing pipeline without making any model modifications. At the same time, it is clear that models with input sequence lengths of 1024 get a bigger boost because they can see more structural information while preserving the semantics of the code. Models with lower input lengths often have to trim their code. The vulnerability detection accuracy of both UniXcoder-base and UniXcoder-nine models is surprisingly improved. CodeT5+ and TRACED models have a huge improvement in the accuracy of detecting non-vulnerability datasets, but both of them have a decrease in Recall metrics. We speculate that this may be due to the limited input length of the model.

Table 4 shows the situation on Reveal, where there is a significant difference between Reveal and the dataset Devign. Firstly, the two processing methods have less impact on this dataset than Devign. Secondly, there are far more non-vulnerability data than vulnerability data in this data, which increases the difficulty of vulnerability detection. The performance of CodeBERT decreases after our way of pre-processing. This is due to the limited input, the model learns fewer tokens after introducing structural information, and the unbalanced samples lead to a decrease in the modeling ability of the model. As the input length of the model increases, the other models get better, and the performance of different models on this dataset improves. This may be due to the fact that this dataset has much less structural information than Devign (only 6%).

Result

Answer to RQ2: Pre-processing methods that preserve structural features can effectively improve the accuracy of vulnerability prediction, especially in complex code structures. Meanwhile, code models with longer input lengths maintain an advantage on this task.

D. RQ3. Effects of using different code models in CSLS

In this section, we investigate the effects of using different code models in the Code-Semantic Learning System (CSLS). The experiment involves two code models, allowing for various combinations. The results, as summarized in Table V, demonstrate that our method provides enhancements regardless of the base model used.

Table V presents a comparison of different models on the Devign dataset. The metrics considered include Accuracy

TABLE V: Comparison results for different models on Devign dataset.

Dataset	Devign [25]			
	Models	Acc	Recall	Prec
CodeBERT(S)	65.95	44.46	70.54	54.54
CB+CB	65.84	44.39	70.32	54.42
TRACED	64.42	61.27	60.03	61.05
T+T	67.60	57.37	67.28	61.93
UniXcoder-base(S)	68.85	58.64	68.91	63.36
Un-b+Un-b	69.43	58.08	70.23	63.58
UniXcoder-nine(S)	69.10	56.73	70.28	62.78
Un-N+Un-N	70.57	59.36	71.70	64.95

(Acc), Recall, Precision (Prec), and F1 score. Here are the detailed observations from the results: Table V shows that combining different code models leads to improved performance, with UniXcoder models showing significant gains. The Un-N+Un-N combination achieves the highest metrics, including an accuracy of 70.57%, recall of 59.36%, precision of 71.70%, and an F1 score of 64.95%. These results indicate that leveraging different model configurations can significantly enhance vulnerability detection performance.

From these results, it is evident that using different combinations of code models in CSLS leads to consistent improvements across all evaluated metrics. Notably, the combinations involving UniXcoder exhibit significant enhancements, with the Un-N+Un-N combination standing out as the most effective. These experimental results verify that our method can be effectively extended based on different code models for different application scenarios.

Result

Answer to RQ3: In different scenarios, using different code models to construct CLSs vulnerability detection models can effectively improve the accuracy of vulnerability detection. This indicates that the line-level structural semantics is helpful for the model to perform the vulnerability detection task.

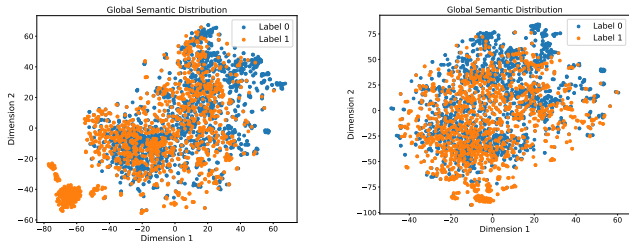
E. Hyperparameter Experiments

CSLS has two hyperparameters: the number of lines k and the default number of tokens per line p . Given the strong domain-specific nature of the vulnerability detection task, it is advisable to choose the settings of these hyperparameters based on the scenario. For the experiments in this paper, we selected the hyperparameter settings according to the code style of the projects included in the Devign dataset.

As shown in Table VI, we experimented with different combinations of p and k . Specifically, we tested p values of 10 and 20, and k values of 70, 100, and 120. The results indicate that the best performance in terms of accuracy (70.57) and F1-score (64.95) was achieved with $p = 20$ and

TABLE VI: Comparison results for different Hyperparameter.

Hyper-parameter		Devign [25]			
P	K	Acc	Recall	Prec	F1
20	70	69.32	63.10	67.86	65.40
20	100	70.57	59.36	71.70	64.95
20	120	69.21	51.47	73.57	61.07
10	70	69.61	61.59	68.95	65.06
10	100	69.83	60.23	69.93	64.72
10	120	69.10	59.92	68.80	64.05



(a) Pre-processing that preserves the structure in dataset Devign

(b) Pre-processing that does not preserve the structure in dataset Devign

Fig. 5: Comparison of vulnerability detection performance of different pre-processing process.

$k = 100$. We did not explore other combinations of p and k as the average number of lines in the code snippets of this dataset is 117, with an average of 15 tokens per line.

VI. DISCUSSION

A. Influence of structural information on positive and negative samples

This experiment is designed to evaluate the influence of different pre-processing on the structural information of positive (vulnerable) and negative (non-vulnerable) samples in the dataset. Specifically, the dataset is pre-processed in two distinct ways, and then the UniXcoder model is fine-tuned for four epochs. The global CLS semantic features are subsequently reduced to a two-dimensional classification plane. In the figures provided, label 0 represents vulnerable samples, and label 1 represents non-vulnerable samples. Fig. 5(a) and Fig. 5(b) illustrate the results of the two pre-processing methods. Fig. 5(a), the pre-processing method preserves the structural information of the dataset. This is evident from the distinct clustering of the positive (blue) and negative (orange) samples. The separation between the two clusters suggests that the preserved structural information facilitates better differentiation between vulnerable and non-vulnerable samples. As a result, the classifier can more easily identify and segregate these samples based on their inherent characteristics.

Conversely, in Fig. 5(b), the pre-processing method does not preserve the structural information. This results in a more

scattered distribution of both positive and negative samples across the classification plane. The overlap between the blue and orange points indicates that the structural distinctions between the samples have been diminished. Consequently, the classifier faces increased difficulty in distinguishing between vulnerable and non-vulnerable samples, likely leading to reduced detection performance.

As shown in Fig. 5(a), the non-vulnerable samples (located in the lower left) exhibit clear clustering. This suggests that such a pre-processing method is more beneficial for the model in classifying positive samples.

VII. THREATS TO VALIDITY

Threats: We used multiple code models as well as a transformer model for the vulnerability detection task, which may increase the model parameters (297.74M). This can lead to higher training and deployment costs. However, due to the scarcity of vulnerability data, researchers generally can only use smaller code models (110M-770M) to complete fine-tuning, so we believe that this overhead is in an acceptable range. Inside. At the same time, the batch design with line-level semantic awareness does not show a multiple increase in memory footprint.

Internal Validity. During validation on different datasets, we found that CSLS is affected by code style. Code with a minimalist style is likely to be less affected by the approach as they almost have similar code structure. The vulnerability detection of code with complex structure is more beneficial than the structure-based detection model.

VIII. CONCLUSION

In this paper, we introduced the Code Structure-Aware Network through Line-level Semantic Learning (CSLS) to enhance code vulnerability detection. The primary motivation was to address the limitations of existing methodologies that often disregard the structural elements of code, treating it as mere text sequences. This oversight results in the loss of crucial structural information, adversely affecting the accuracy of vulnerability detection.

Our approach involves a refined code text processing workflow that retains structural elements, such as newlines and indentation, before modeling. This allows our proposed CSLS architecture to effectively capture and utilize line-level structural and semantic information. The CSLS architecture integrates three key components: global vulnerability awareness, line-structural awareness, and sensitive-line awareness, which together improve the model’s ability to detect vulnerabilities. The findings underscore the importance of preserving and exploiting structural information in code to enhance the efficacy of vulnerability detection models. By integrating structural and semantic learning at the line level, CSLS provides a robust framework for more accurate and efficient vulnerability detection, paving the way for improved software security.

Future work will focus on further refining the model architecture and exploring its applicability to other programming languages and broader categories of software vulnerabilities.

Additionally, we aim to investigate the impact of different pre-processing techniques and model configurations to further enhance the detection capabilities of CSLS.

REFERENCES

- [1] M. Fu and C. Tantithamthavorn, "Linevul: A transformer-based line-level vulnerability prediction," in *Proceedings of the 19th International Conference on Mining Software Repositories*, 2022, pp. 608–620.
- [2] C. Thapa, S. I. Jang, M. E. Ahmed, S. Camtepe, J. Pieprzyk, and S. Nepal, "Transformer-based language models for software vulnerability detection," in *Proceedings of the 38th Annual Computer Security Applications Conference*, 2022, pp. 481–496.
- [3] X. Cheng, G. Zhang, H. Wang, and Y. Sui, "Path-sensitive code embedding via contrastive learning for software vulnerability detection," in *Proceedings of the 31st ACM SIGSOFT International Symposium on Software Testing and Analysis*, 2022, pp. 519–531.
- [4] J. Jang-Jaccard and S. Nepal, "A survey of emerging threats in cybersecurity," *Journal of computer and system sciences*, vol. 80, no. 5, pp. 973–993, 2014.
- [5] A. Johnson, K. Dempsey, R. Ross, S. Gupta, D. Bailey *et al.*, "Guide for security-focused configuration management of information systems," *NIST special publication*, vol. 800, no. 128, pp. 16–16, 2011.
- [6] F. Yamaguchi, "Pattern-based vulnerability discovery." Ph.D. dissertation, University of Göttingen, 2015.
- [7] F. b. Yamagu chi, "Pattern-based methods for vulnerability discovery," *it-Information Technology*, vol. 59, no. 2, pp. 101–106, 2017.
- [8] X. Duan, J. Wu, S. Ji, Z. Rui, T. Luo, M. Yang, and Y. Wu, "Vulsniper: Focus your attention to shoot fine-grained vulnerabilities." in *IJCAI*, 2019, pp. 4665–4671.
- [9] R. Russell, L. Kim, L. Hamilton, T. Lazovich, J. Harer, O. Ozdemir, P. Ellingwood, and M. McConley, "Automated vulnerability detection in source code using deep representation learning," in *2018 17th IEEE international conference on machine learning and applications (ICMLA)*. IEEE, 2018, pp. 757–762.
- [10] Z. Li, D. Zou, S. Xu, X. Ou, H. Jin, S. Wang, Z. Deng, and Y. Zhong, "Vuldeepecker: A deep learning-based system for vulnerability detection," *arXiv preprint arXiv:1801.01681*, 2018.
- [11] H. K. Dam, T. Tran, T. Pham, S. W. Ng, J. Grundy, and A. Ghose, "Automatic feature learning for vulnerability prediction," *arXiv preprint arXiv:1708.02368*, 2017.
- [12] V.-A. Nguyen, D. Q. Nguyen, V. Nguyen, T. Le, Q. H. Tran, and D. Phung, "Regvd: Revisiting graph neural networks for vulnerability detection," in *Proceedings of the ACM/IEEE 44th International Conference on Software Engineering: Companion Proceedings*, 2022, pp. 178–182.
- [13] Checkmarx, "Online," Available: <https://www.checkmarx.com/>, 2022.
- [14] Flawfinder, "Online," Available: <http://www.dwheeler.com/flawfinder/>, 2022.
- [15] Z. Li, D. Zou, S. Xu, H. Jin, Y. Zhu, and Z. Chen, "Sysevr: A framework for using deep learning to detect software vulnerabilities," *IEEE Transactions on Dependable and Secure Computing*, vol. 19, no. 4, pp. 2244–2258, 2021.
- [16] G. Lin, J. Zhang, W. Luo, L. Pan, and Y. Xiang, "Poster: Vulnerability discovery with function representation learning from unlabeled projects," in *Proceedings of the 2017 ACM SIGSAC conference on computer and communications security*, 2017, pp. 2539–2541.
- [17] S. Cao, X. Sun, L. Bo, R. Wu, B. Li, and C. Tao, "Mvd: memory-related vulnerability detection based on flow-sensitive graph neural networks," in *Proceedings of the 44th International Conference on Software Engineering*, 2022, pp. 1456–1468.
- [18] Y. Ding, S. Suneja, Y. Zheng, J. Laredo, A. Morari, G. Kaiser, and B. Ray, "Velvet: a novel ensemble learning approach to automatically locate vulnerable statements," in *2022 IEEE International Conference on Software Analysis, Evolution and Reengineering (SANER)*. IEEE, 2022, pp. 959–970.
- [19] Z. Feng, D. Guo, D. Tang, N. Duan, X. Feng, M. Gong, L. Shou, B. Qin, T. Liu, D. Jiang *et al.*, "Codebert: A pre-trained model for programming and natural languages," in *Findings of the Association for Computational Linguistics: EMNLP 2020*, 2020, pp. 1536–1547.
- [20] D. Guo, S. Lu, N. Duan, Y. Wang, M. Zhou, and J. Yin, "Unixcoder: Unified cross-modal pre-training for code representation," in *Proceedings of the 60th Annual Meeting of the Association for Computational Linguistics (Volume 1: Long Papers)*, 2022, pp. 7212–7225.
- [21] B. Steenhoeck, H. Gao, and W. Le, "Dataflow analysis-inspired deep learning for efficient vulnerability detection," in *Proceedings of the 46th IEEE/ACM International Conference on Software Engineering*, 2024, pp. 1–13.
- [22] S. Chakraborty, R. Krishna, Y. Ding, and B. Ray, "Deep learning based vulnerability detection: Are we there yet?" *arXiv preprint arXiv:2009.07235*, 2020.
- [23] S. Lu, D. Guo, S. Ren, J. Huang, A. Svyatkovskiy, A. Blanco, C. Clement, D. Drain, D. Jiang, D. Tang *et al.*, "Codexglue: A machine learning benchmark dataset for code understanding and generation," *arXiv preprint arXiv:2102.04664*, 2021.
- [24] O. Golovneva, T. Wang, J. Weston, and S. Sukhbaatar, "Contextual position encoding: Learning to count what's important," *arXiv preprint arXiv:2405.18719*, 2024.
- [25] Y. Zhou, S. Liu, J. Siow, X. Du, and Y. Liu, "Devign: Effective vulnerability identification by learning comprehensive program semantics via graph neural networks," *Advances in neural information processing systems*, vol. 32, 2019.
- [26] S. Chakraborty, R. Krishna, Y. Ding, and B. Ray, "Deep learning based vulnerability detection: Are we there yet," *IEEE Transactions on Software Engineering*, 2021.
- [27] X. Cheng, H. Wang, J. Hua, G. Xu, and Y. Sui, "Deepwukong: Statically detecting software vulnerabilities using deep graph neural network," *ACM Transactions on Software Engineering and Methodology (TOSEM)*, vol. 30, no. 3, pp. 1–33, 2021.
- [28] M. Schuster and K. K. Paliwal, "Bidirectional recurrent neural networks," *IEEE transactions on Signal Processing*, vol. 45, no. 11, pp. 2673–2681, 1997.
- [29] Y. Li, S. Wang, and T. N. Nguyen, "Vulnerability detection with fine-grained interpretations," in *Proceedings of the 29th ACM Joint Meeting on European Software Engineering Conference and Symposium on the Foundations of Software Engineering*, 2021, pp. 292–303.
- [30] W. Zheng, Y. Jiang, and X. Su, "VuIspg: Vulnerability detection based on slice property graph representation learning," in *2021 IEEE 32nd International Symposium on Software Reliability Engineering (ISSRE)*. IEEE, 2021, pp. 457–467.
- [31] R. Rabheru, H. Hanif, and S. Maffei, "Deepdetective: Detection of php vulnerabilities using hybrid graph neural networks," in *Proceedings of the 36th annual ACM symposium on applied computing*, 2021, pp. 1687–1690.
- [32] Y. Wu, D. Zou, S. Dou, W. Yang, D. Xu, and H. Jin, "Vulcnn: An image-inspired scalable vulnerability detection system," in *Proceedings of the 44th International Conference on Software Engineering*, 2022, pp. 2365–2376.
- [33] Y. Li, R. Zemel, M. Brockschmidt, and D. Tarlow, "Gated graph sequence neural networks," in *Proceedings of ICLR'16*, 2016.
- [34] N. V. Chawla, K. W. Bowyer, L. O. Hall, and W. P. Kegelmeyer, "Smote: synthetic minority over-sampling technique," *Journal of artificial intelligence research*, vol. 16, pp. 321–357, 2002.
- [35] C. Mao, Z. Zhong, J. Yang, C. Vondrick, and B. Ray, "Metric learning for adversarial robustness," *Advances in neural information processing systems*, vol. 32, 2019.
- [36] A. Kanade, P. Maniatis, G. Balakrishnan, and K. Shi, "Learning and evaluating contextual embedding of source code," in *International conference on machine learning*. PMLR, 2020, pp. 5110–5121.
- [37] C. Niu, C. Li, V. Ng, J. Ge, L. Huang, and B. Luo, "Spt-code: Sequence-to-sequence pre-training for learning source code representations," in *Proceedings of the 44th International Conference on Software Engineering*, 2022, pp. 2006–2018.
- [38] J. Lin, Y. Liu, Q. Zeng, M. Jiang, and J. Cleland-Huang, "Traceability transformed: Generating more accurate links with pre-trained bert models," in *2021 IEEE/ACM 43rd International Conference on Software Engineering (ICSE)*. IEEE, 2021, pp. 324–335.
- [39] J. Bai, Y. Wang, Y. Chen, Y. Yang, J. Bai, J. Yu, and Y. Tong, "Syntax-bert: Improving pre-trained transformers with syntax trees," in *Proceedings of the 16th Conference of the European Chapter of the Association for Computational Linguistics: Main Volume*, 2021, pp. 3011–3020.
- [40] D. Guo, S. Ren, S. Lu, Z. Feng, D. Tang, L. Shujie, L. Zhou, N. Duan, A. Svyatkovskiy, S. Fu *et al.*, "Graphcodebert: Pre-training code representations with data flow," in *International Conference on Learning Representations*, 2020.
- [41] M.-A. Lachaux, B. Roziere, M. Szafranec, and G. Lample, "Dobf: A deobfuscation pre-training objective for programming languages,"

Advances in Neural Information Processing Systems, vol. 34, pp. 14 967–14 979, 2021.

- [42] D. Hin, A. Kan, H. Chen, and M. A. Babar, “Linevd: Statement-level vulnerability detection using graph neural networks,” in *Proceedings of the 19th International Conference on Mining Software Repositories, 2022*, pp. 596–607.
- [43] H. Hanif and S. Maffei, “Vulberta: Simplified source code pre-training for vulnerability detection,” in *2022 International joint conference on neural networks (IJCNN)*. IEEE, 2022, pp. 1–8.
- [44] J. Zhang, Z. Liu, X. Hu, X. Xia, and S. Li, “Vulnerability detection by learning from syntax-based execution paths of code,” *IEEE Transactions on Software Engineering*, 2023.
- [45] Z. Wang, G. Li, J. Li, Y. Xiong, and Z. Jin, “M2cvd: Multi-model collaboration for code vulnerability detection,” *arXiv preprint arXiv:2406.05940*, 2024.
- [46] openAI, “Online,” Available: <https://www.chat.openai.com/>, 2022.
- [47] Y. Wang, H. Le, A. D. Gotmare, N. D. Bui, J. Li, and S. C. Hoi, “Codet5+: Open code large language models for code understanding and generation,” *arXiv preprint arXiv:2305.07922*, 2023.