

# Latency optimized Deep Neural Networks (DNNs): An Artificial Intelligence approach at the Edge using Multiprocessor System on Chip (MPSoC)

Seyed Nima Omid Sajedi<sup>†</sup>, Rekha Reddy<sup>†</sup>, Jianming Yi<sup>†</sup>, Jan Herbst<sup>†</sup>, Christoph Lipps<sup>†</sup> and Hans Dieter Schotten<sup>\*†</sup>

<sup>†</sup>Intelligent Networks Research Group, German Research Center for Artificial Intelligence  
D-67663 Kaiserslautern, Email: {firstname.lastname}@dfki.de

<sup>\*</sup>Institute for Wireless Communication and Navigation, University of Kaiserslautern  
D-67663 Kaiserslautern, mail: {lastname}@eit.uni-kl.de

**Abstract**—Almost in every heavily computation-dependent application, from 6G communication systems to autonomous driving platforms, a large portion of computing should be near to the client side. Edge computing (AI at Edge) in mobile devices is one of the optimized approaches for addressing this requirement.

Therefore, in this work, the possibilities and challenges of implementing a low-latency and power-optimized smart mobile system are examined. Utilizing Field Programmable Gate Array (FPGA) based solutions at the edge will lead to bandwidth-optimized designs and as a consequence can boost the computational effectiveness at a system-level deadline. Moreover, various performance aspects and implementation feasibilities of Neural Networks (NNs) on both embedded FPGA edge devices (using Xilinx Multiprocessor System on Chip (MPSoC)) and Cloud are discussed throughout this research. The main goal of this work is to demonstrate a hybrid system that uses the deep learning programmable engine developed by Xilinx Inc. as the main component of the hardware accelerator. Then based on this design, an efficient system for mobile edge computing is represented by utilizing an embedded solution.

**Index Terms**—Edge computing, Multiprocessor System on Chip (MPSoC), Edge Artificial Intelligence (Edge AI), Deep Neural Networks (DNN), Deep learning Processing Unit (DPU).

## I. INTRODUCTION: EDGE COMPUTING PLATFORMS

With new emerging technologies in the field of communication and mobile systems, demands for smart and secure platforms are arising in real-world situations. Moreover, increasing the complexity of target applications with exclusive purposes leads to a wide spectrum of research focusing on constructing smart systems employing Artificial Intelligence (AI) solutions. For large-scale application models, the need for parallel computational capabilities with higher performance raises a lot of design challenges. For instance, Raina, Madhavan, and Ng [1] discuss the implementation of unsupervised learning methods over the modern graphics processor which scales 70 times faster than a dual-core Central Processing Unit (CPU). The development of Cloud computing technologies has enabled the provision of higher computational capabilities. Thus, the custom methodology for creating powerful AI systems is using Cloud services due to their extensive computation power. However, the traditional Cloud solutions cannot provide the

desired efficiency for daily increasing mobile systems [2][3]. As a result, a new computing architecture based on end devices (also known as IoT devices), edge devices, and Cloud has already been introduced and is used to improve the performance of systems that are extremely computationally dependent [4].

Cloud servers could be used as a very powerful computing tool, particularly for running AI inference systems; nevertheless, due to the significant data transmission between the end device and the Cloud, the issue of reliability arises. Moreover, the available bandwidth in a network is restricted, therefore expanding the size of the network may result in further bandwidth reductions concerning the increased data path. In addition, the data transfer within a network can compromise the data security and as a result, endanger the system security [5].

A commonly used choice as a tool for edge computing is utilizing Graphics Processing Unit (GPU) systems; this is due to the strong computation capabilities and also the high memory bandwidth of GPU devices. However, these systems have a lot of issues for battery-dependent systems, especially for mobile applications. Two of the most important design parameters for every edge device are i) the energy efficiency and ii) the security of the design. GPU systems are designed for graphical purposes and would not provide a fully reliable smart system. One considerable solution for implementing bandwidth-optimized, energy-efficient, and secure devices is using ARM-FPGA hybrid systems. These systems consist of ARM processors as the heart of software processing which act as the Central Control Unit (CCU) alongside a dedicated hardware accelerator on FPGA blocks for boosting the desired Machine Learning (ML) algorithm using the concept of parallelism. In 1992, [6] demonstrated that a large neural network application with a single ANNA chip (Analog Neural Network Arithmetic and logic unit (ANNA)) enables it to operate with the speed advantage of 50 to 500 over conventional hardware evaluated with Floating-Point (FP) precision.

In the current paper, an FPGA based edge solution is presented in comparison to the GPU methods over the edge.

The remainder of this work is organized as follows. Section II provides the current state of the art for the embedded FPGA’s using MPSoCs. The detailed structure of our proposed system with a dedicated hardware accelerator is presented in Section III. The implementation comparison of embedded FPGA and GPU (Edge vs Cloud) are discussed in Section IV. An outline of future work and this work is concluded in Section V.

## II. RELATED WORKS: USING EMBEDDED FPGAS AS EDGE COMPUTING SYSTEMS

First ideas of reducing network traffic by the use of edge-computation are provided by [4]. Therefore they tackled the problem of crowdsourced applications which are geodistributed globally with highly heterogeneous crowdsourced data with the use of edge computing. Especially they want to combat the challenges in crowdsourced deep learning applications. They claim to be able to reduce the network traffic by 80% and running time by 69% in comparison to state-of-the-art cloud solutions. One of the big advantages is the improvement of network latency between end-user devices and edge servers compared to cloud servers. [7] and [8] try to solve the problem of high computation-intensive Deep Neural Network (DNN) based tasks on mobile devices with the development of a specific Framework, which claims to use a device-edge-synergy. Therefore they use algorithms to adaptively partition computations between device and edge. Furthermore, they are reducing computing latency via early exiting inference provided by the use of BranchyNet [9] at the edge.

[10] examines latency and power optimizations of heavily computation-dependent applications on the client side with the use of FPGAs. They investigate the efficient hardware implementation of Cellular Neural Networks (CeNNs) in FPGA with the help of different optimization algorithms for compressing image processing techniques. By using a so-called incremental quantization which includes parameter partition, parameter quantization, and re-training, they can quantize the numbers in CeNN templates to the power of two, so they are able to use the full potential of embedded FPGAs. This solves the problem of the very high need for multiplications needed in CeNNs, which leads to a bottleneck in an FPGA because of the limited quantity of embedded multipliers one contains. By reducing the power of numbers to two the multiplications can be solved with the use of logic shifts, which can be achieved with logic elements and registers. In the represented work CNNs are used instead of CeNNs, moreover, it will be the Xilinx deep learning IP (Xilinx DPU) which delivers sufficient speed up for inference tasks.

Also [11] worked on more efficient ways of implementing efficient DNNs on FPGAs. Therefore they developed a Framework named *DNNWEAVER* which can automatically generate synthesizable accelerators for a given pair of DNN and FPGA. With performance tests, they compared three different FPGAs (Xilinx Zynq, Altera Stratix V, Altera Arria 10) against different many-core GPUs. They were able to

achieve higher Performance-per-Watt against all tested many-core GPUs for the Xilinx Zynq and Altera Arria 10 FPGAs by using the framework synthesized DNNs.

In [12] the authors went one step further and claim to create the first hybrid system of GPU-FPGAs for training a network. Therefore they propose a new framework with a focus on effective DNN training on GPU-FPGA-hybrids. They used different energy-efficient schemes for DNN training procedures to execute individual training operations on either high-performance (GPUs) or power-efficient hardware (FPGAs). With that, they claim to be able to reduce the average power consumption by 44.3%. All in all, it is to say the higher adaptability of FPGAs and the higher more advanced processing power of embedded FPGAs compared to normal GPUs result in lower cost and relatively lower power consumption which make them a serious threat to pure GPU solutions still used in many classical cloud-based-solutions so far.

## III. PROPOSED SYSTEM: HARDWARE ACCELERATOR ON EMBEDDED FPGA FOR DNNs

This Section describes the proposed design with a dedicated hardware accelerator on FPGA using Programmable Logic (PL) system of Xilinx MPSoC evaluation board (Xilinx ZCU102). The heart of this accelerator includes Xilinx Deep Learning Processing Unit (DPU) [13] which is responsible for computing given inference tasks for a DNN system. The main functionality of this system is to calculate massive series of Multiply–Accumulate operations (MAC) on network parameters of DNNs. On the other hand, the initialization task, as well as data coordination of a DNN, will be done using ARM processors in the Processing System (PS) of the MPSoC.

The overall workflow for preparing and implementing a Neural Network (NN) on a target embedded FPGA board (Xilinx SoC/MPSoC) is depicted in Figure 1. This diagram consists of three sub-workflows. The most left path (depicted in dark gray) explains the required steps for preparing a dedicated hardware accelerator on FPGA logic gates using the Xilinx DPU soft IP. This path also includes all the desired pre-processing at the hardware level. Then using the implemented design in the PL side, computational processes of a NN, which are mainly multiplication and addition functions, are performed on the FPGA side. The design strategy behind the DPU IP is utilizing Digital Signal Processor (DSP) tiles for conducting MAC (Multiply–Accumulate) operations.

The middle sub-workflow (depicted in light grey) describes the required steps for converting the desired NN from its initial form to an equivalent FPGA compatible form. This step involves model quantization (converting floating-based weights and biases to equivalent integer numbers). The quantization step is very important not only because it reduces the required storage memory but also optimizes the required bandwidth for the data transmission between the off-chip memory (DDR memory connected to the PS side) and the hardware accelerator on the FPGA side. After the quantization step, the graph-based NN must be converted to a binary form

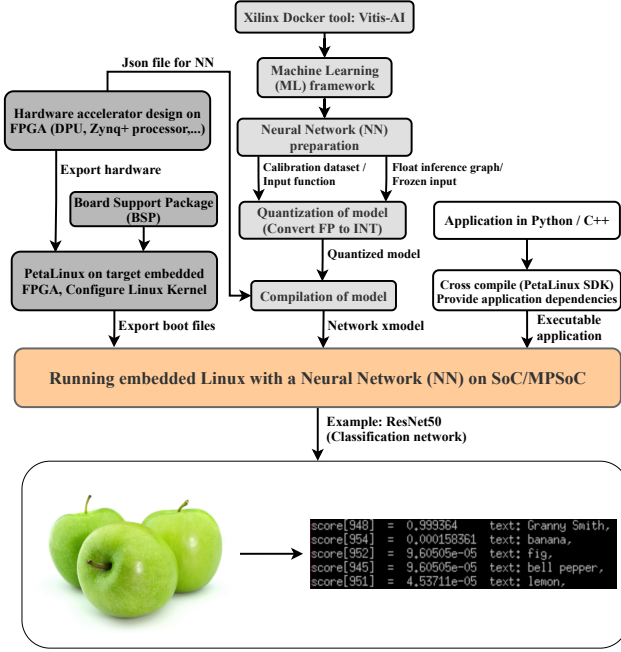


Fig. 1: Overall workflow for implementing NNs on the target SoC/MPSoC board

which is executable on logic gates of the PL subsystem. In this step, the pre-quantized model is fed into the Xilinx compiler for generating the xmodel file of the initial NN.

For controlling the data transmission among various parts of the SoC/MPSoC as well as for servicing the interrupts, a user-defined Linux application should be used. This part is shown in the most right sub-workflow (depicted in white). Based on the requirements of the project, there may be a need for cross-compiling the given application (C++ application).

Finally, by booting the embedded Linux (PetaLinux) with a given NN on the target board, further experiments are possible. In this case, the classic ResNet50 [14] DNN is used which is a pre-trained classification network on  $224 \times 224 \times 3$  ( $224 \times 224$  pixels with 3 color channels) images from ImageNet dataset [15]. The current version of the ResNet50 network can classify 1000 different classes based on given input images.

The overall design scheme for the hardware accelerator used in this paper is depicted in Figure 2. This design includes DPU core(s) used for the inference computation of the target NN. The DPU core is responsible for the computation of pixels in the feature map of input images. The number of Processing Elements (PEs) inside the convolution engine is equivalent to the pixel parallelism of the feature map. The implemented NN parameters are stored in off-chip memory (DDR4 memory) and will be transmitted to the PL system with the Full Power Domain (FPD) AXI connections. For boosting the performance of the accelerator, connections between hardware logic in FPGA and off-chip memory are built through a Direct Memory Access (DMA) system. In this case, PL can transmit data directly to or from external memory. The ARM processors

in the APU subsystem are responsible for data coordination as well as required initialization for given tasks to DPU core(s).

#### IV. PERFORMANCE RESULTS OF DNN: ON EDGE VERSUS ON CLOUD

The DNN implementations over the Edge and Cloud are presented in this Section. Moreover, the detailed description of the environment setup for used Edge and Cloud components, FPGA and GPU features, and the model used for the execution of the DNN are mentioned in related parts.

##### A. Deep Neural Network Implementation over Edge

The implementation details of a DNN on an edge-based device are described in this Subsection.

1) *Physical Infrastructure:* The edge device used in this set-up is the ZCU102 evaluation board which is an embedded FPGA from Xilinx Inc. This board is considered as a MPSoC with the Zynq UltraScale+ architecture. However, the overall workflow presented in this paper can be replicated in any Zynq and Zynq UltraScale+ based evaluation or custom boards (for example, Zynq-7000 ARM-FPGA SoC boards). The main reason for selecting a Zynq UltraScale+ system is the scalable capability of MPSoC family boards, which is an important factor for creating smart networks. Moreover, ZCU102 provides more logic resources in FPGA (including DSP blocks, which are the main computational units) for performing required computations of the inference graph of DNNs. Another reason for selecting the Zynq UltraScale+ over the Zynq architecture is the possibility of implementing the SoftMax activation function at the hardware level. The hardware implementation of this activation function can boost the performance of the system much more than the equivalent function at the software level. The ZCU102 consists of ARM Cortex processors in the Application Processing Unit (APU) and Real-time Processing Unit (RPU) sub-systems which are implemented in the PS. Moreover, a mobile GPU is encompassed in the PS side of the board. The system specifications of Xilinx ZCU102 MPSoC are described in Table I.

TABLE I: Embedded FPGA Hardware Specification

|                          |                          |
|--------------------------|--------------------------|
| Processing System (PS):  |                          |
| APU                      | Quad-core ARM Cortex-A53 |
| RPU                      | Dual-core ARM Cortex-R5  |
| GPU                      | Mali-400                 |
| Programmable Logic (PL): |                          |
| System Logic Cells       | 600 K                    |
| Block Ram (BRAM)         | 32.1 MB                  |
| DSP Slices               | 2520                     |
| Memory types:            |                          |
| PS-Side DDR4             | 4GB 64-bit               |
| PL-Side DDR4             | 512MB 16-bit             |

2) *DNN Implementation over Edge device:* The implementation results for ResNet50 DNN on the Xilinx ZCU102 MPSoC board are shown in Table II. In this work, several test scenarios are implemented on the target board using different

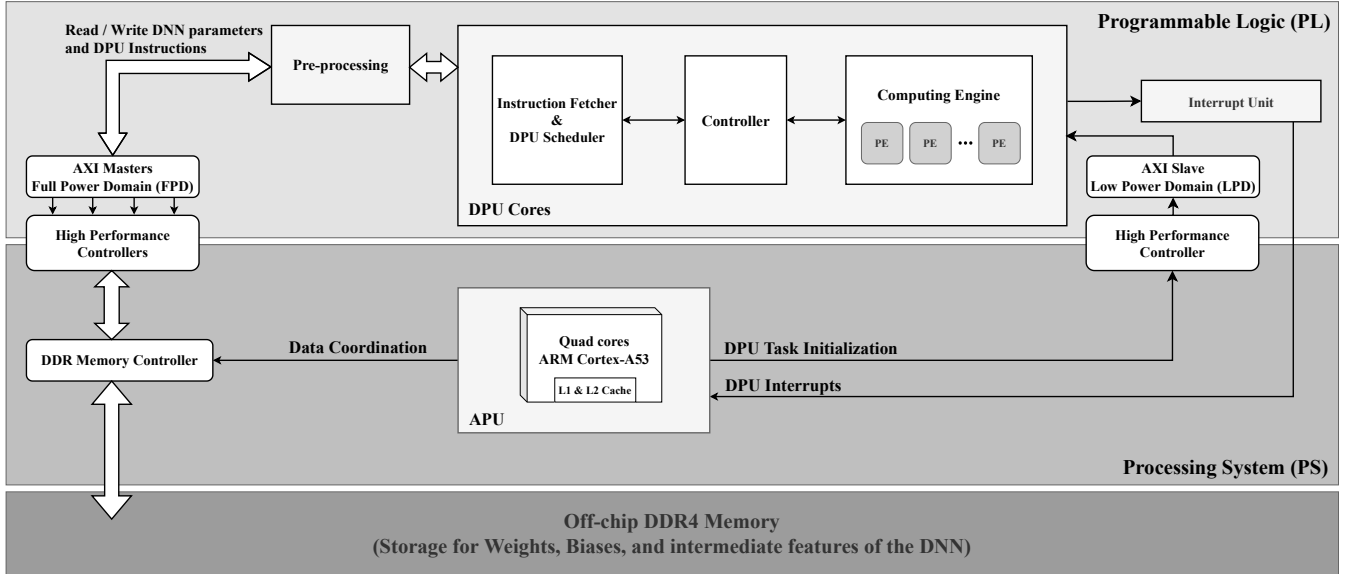


Fig. 2: The hardware accelerator design for implementing a DNN on the target MPSoC

sizes and numbers of DPU cores. The achieved throughput and power consumption of the system depend on the actual requirements of a project; however, in these test scenarios assumed a power budget of around 10 to 20 Watts is available and also the target throughput of the system is around 100 to 200 Images per Second (Img/S). Achieving values higher than the proposed range is possible by utilizing more logic resources on FPGA, or using more expensive and advanced embedded FPGAs, or providing a bigger power supply with a proper cooling system. One important design parameter for these experiments is the Convolution architectures of the DPU core. According to the Xilinx documentation [13], this design parameter determines the number of operations the DPU core can perform in one Clock Cycle (CC). For example, 1/B4096 architecture equals 1 DPU core capable of performing 4096 operations in one CC. The bigger the Convolution architectures means higher the logic resources used for creating that DPU core. The maximum number of implementable DPUs is limited due to the high DSP block usage in the internal structure of this AI unit. The current version of this soft IP core supports up to 4 homogeneous cores. Considering the results from these experiments, the direct relationship between the power consumption and the DPU core size is considerable. The number of test images used for each scenario is equal to 2000 images.

TABLE II: Power, Latency and Throughput of the Edge device

| DPU Cores/Arch | Power(W) | Latency(S) | Throughput(Img/S) |
|----------------|----------|------------|-------------------|
| 1/B4096        | 9.97     | 22.59      | 88.5              |
| 2/B4096        | 16.29    | 12.40      | 161.2             |
| 3/B4096        | 22.86    | 9.73       | 205.4             |
| 4/B2304        | 21.98    | 11.68      | 171.1             |

### B. Deep Neural Network Implementation over Cloud

A detailed description of DNN implementation constructed on a Cloud-based GPU cluster infrastructure is discussed.

1) *Physical Infrastructure*: The experimental setup consists of a Cloud Computing cluster with GPU servers namely GTX1080Ti and RTX A6000. Table III provides the overall GPU specifications used in the implementation. Slurm [16] is used for managing compute resources, scheduling jobs, and execution on worker nodes, it provides fault-tolerant and highly scalable cluster management.

TABLE III: GPU Cluster Hardware Specification

| Specifications: | GTX1080Ti | RTX A6000 |
|-----------------|-----------|-----------|
| Architecture    | Pascal    | Ampere    |
| GPU Memory(GB)  | 11        | 48        |
| GPU per node    | 8         | 8         |
| CPU per GPU     | 5-9       | 12        |

2) *DNN Implementation over GPU Cluster*: With the deployed cluster environment, DNN is constructed using a containerized environment using enroot, administrated, and monitored through the Slurm cluster. The framework is built using Keras with TensorFlow [17] backend to run the image identifier model using ResNet50. The ResNet50 model employed in this study is the same pre-trained model used in the Edge implementation. GPUs were subjected to iterative image prediction analysis and throughput as well as the total power consumption are recorded in Table IV. The implementation is tested over 2 different GPU servers working with GPU in sets of 2 and 4 along with 2 CPUs. The CPU used alongside the GTX1080Ti GPU is the Intel(R) Xeon(R) CPU E5-2630 v4 and the CPU used with the RTXA6000 GPU is the AMD(R)

EPYC 7F72 24-Core Processor. The overall latency is the total time taken during the resource allocation, containerized environment creation, initialization, and final image prediction. GPUs are allocated with a batch size of 8, to obtain a minimalistic comparison to the edge device. With the increased batch size, high throughput can be achieved with higher GPU utilization by compromising to operate with huge power. Thus, the experiment performed uses lower GPU capacity, providing a lower throughput. The total number of test images for each experiment is equal to 2000.

Firstly, the system is tested with resources of 2 GPUs and 2 CPUs are allocated and tested on servers RTX6000 and GTX1080Ti, and throughput obtained are 180 and 175 with the latency of 65s and 46s. Then, the allocated number of GPUs was increased to 4, and throughputs of 187 and 137 were obtained. One important fact about the power consumption of these systems is the GPU utilization, the test scenario with 2/RTXA6000 has higher utilization than 4/RTXA6000 and this is the reason for the higher power consumption.

TABLE IV: Power, Latency and Throughput of the GPU Cluster

| Num/GPU     | Power(W) | Latency(S) | Throughput(Img/S) |
|-------------|----------|------------|-------------------|
| 2/RTXA6000  | 215.8    | 65         | 180               |
| 4/RTXA6000  | 174.4    | 83         | 187               |
| 2/GTX1080Ti | 95.9     | 46         | 175               |
| 4/GTX1080Ti | 138.4    | 68         | 137               |

### C. Comparison results of DNN Implementation over Edge versus GPU Cluster

Considering the obtained results from implementing our target DNN (Classic ResNet50) over Edge (embedded FPGA device) versus GPU Cluster (as the Cloud tool) shows drastically lower latency using Edge solution. Figure 3 shows the latency comparison of these two methodologies. The main reason for lower latency using embedded FPGAs is the negligible additional overhead for data transmission and initialization in the target board. Therefore, in an Edge device, the latency value equals the time it takes to compute the input data on the board (computation latency). However, in a Cloud implementation, there are other latency sources for data transmission over the Cloud, creation of new instances, and initialization of values. In this work, all the additional latency sources in the Cloud are called "Transmission and initialization latency". Our experiments show high flexibility and low latency of Edge devices using hardware accelerators built on FPGA logical units. Figure 4 shows the detailed latency sources using the Cloud tool.

Moreover, using embedded FPGAs is more energy-efficient than GPUs and this design parameter is a decisive point for mobile projects with limited power sources. The noticeable point is, GPU clusters are initially able to achieve much higher throughput than our test scenarios, but this is equal to a much higher power consumption of the system. Increasing the batch size leads to higher GPU utilization, and this will result in higher throughput. For instance, in our experiment with

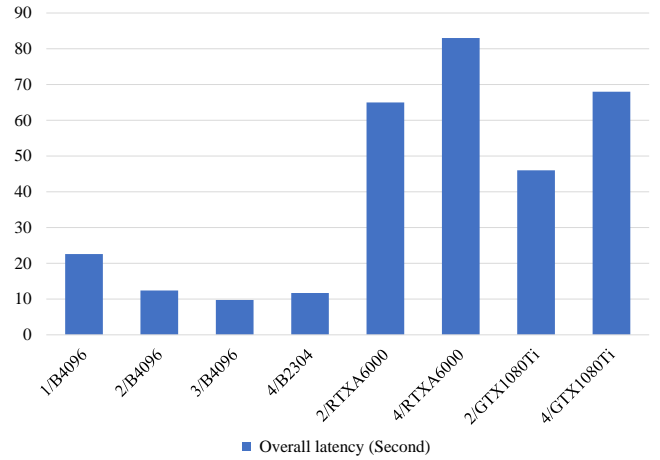


Fig. 3: Latency comparison between the Edge and Cloud implementations

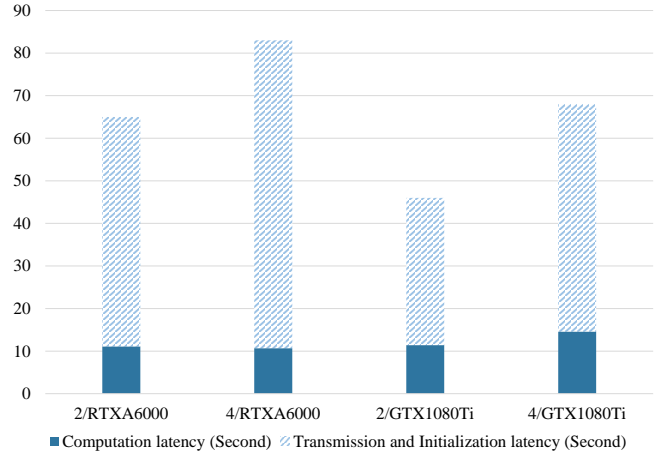


Fig. 4: Latency sources in Cloud implementations

increasing the batch size from 8 to 200, the throughput will jump from 137 Img/S to 751.49 Img/S in the 4/GTX1080Ti; however, the total power consumption changes from 138.4 Watts to 747 Watts. With replicating the same experiment using the 4/RTXA6000 scheme, the throughput jumps from 187 Img/S to 1886.13 Img/S, and at the same time overall consumed power changes from 174.4 Watts to 899 Watts. Considering the power budget as well as the practically required throughput of the DNN, our experiments show better energy efficiency in all the test cases.

## V. CONCLUSION & FUTURE WORK

In this paper, we proposed a Deep Neural Network implementation strategy on Edge devices using a Multiprocessor System on Chip. Our experiments show that using Edge devices for Artificial Intelligence inferences has superiority in comparison to the Cloud implementation of the same network

not only in the latency optimization but also in the energy efficiency of the system. One of the main components used in the hardware accelerator of this work is the Xilinx dedicated soft IP core for deep learning purposes (Xilinx DPU). The presented system can boost the computation process of DNNs using Digital Signal Processor tiles and logic gates on the FPGA side as well as using ARM processing for controlling and coordination purposes. In future research, the possibility of implementing multiple DNNs on MPSoCs will be examined to observe the effect of co-implementation of DNNs. Moreover, another possibility for future work is using the Xilinx Versal boards [18] as the next generation of AI cores with dedicated AI engines instead of soft IP cores.

## REFERENCES

- [1] R. Raina, A. Madhavan, and A. Y. Ng, "Large-scale deep unsupervised learning using graphics processors," in *Proceedings of the 26th annual international conference on machine learning*, 2009, pp. 873–880.
- [2] "Imt traffic estimates for the years 2020 to 2030," International Telecommunication Union, M Series Mobile, radiodetermination, amateur and related satellite services Report ITU-R M.2370-0, 2015.
- [3] W. Jiang, B. Han, M. A. Habibi, and H. D. Schotten, "The road towards 6g: A comprehensive survey," *IEEE Open Journal of the Communications Society*, vol. 2, pp. 334–366, 2021.
- [4] Y. Huang, X. Ma, X. Fan, J. Liu, and W. Gong, "When deep learning meets edge computing," in *2017 IEEE 25th international conference on network protocols (ICNP)*. IEEE, 2017, pp. 1–2.
- [5] C. Lipps, P. Ahr, M. Strufe, and H. D. Schotten, "The physec thing: About trust and security in industrial iot systems," *Journal of Information Warfare (JIW)*, vol. 19, no. 3, pp. 35–49, 2020, iSSN Print: 1445-3312; iSSN Online: 1445-3347.
- [6] E. Säckinger, B. E. Boser, J. M. Bromley, Y. LeCun, and L. D. Jackel, "Application of the anna neural network chip to high-speed character recognition," *IEEE Transactions on Neural Networks*, vol. 3, no. 3, pp. 498–505, 1992.
- [7] E. Li, Z. Zhou, and X. Chen, "Edge intelligence: On-demand deep learning model co-inference with device-edge synergy," *MECOMM 2018 - Proceedings of the 2018 Workshop on Mobile Edge Communications, Part of SIGCOMM 2018*, pp. 31–36, 2018.
- [8] E. Li, L. Zeng, Z. Zhou, and X. Chen, "Edge ai: On-demand accelerating deep neural network inference via edge computing," *IEEE Transactions on Wireless Communications*, vol. 19, no. 1, pp. 447–457, 2020.
- [9] S. Teerapittayanon, B. McDanel, and H.-T. Kung, "Branchynet: Fast inference via early exiting from deep neural networks," in *2016 23rd International Conference on Pattern Recognition (ICPR)*. IEEE, 2016, pp. 2464–2469.
- [10] X. Xu, Q. Lu, T. Wang, Y. Hu, C. Zhuo, J. Liu, and Y. Shi, "Efficient hardware implementation of cellular neural networks with incremental quantization and early exit," *ACM Journal on Emerging Technologies in Computing Systems (JETC)*, vol. 14, no. 4, pp. 1–20, 2018.
- [11] H. Sharma, J. Park, D. Mahajan, E. Amaro, J. K. Kim, C. Shao, A. Mishra, and H. Esmailzadeh, "From high-level deep neural models to fpgas," in *2016 49th Annual IEEE/ACM International Symposium on Microarchitecture (MICRO)*. IEEE, oct 2016, pp. 1–12. [Online]. Available: <http://ieeexplore.ieee.org/document/7783720/>
- [12] X. He, J. Liu, Z. Xie, H. Chen, G. Chen, W. Zhang, and D. Li, "Enabling energy-efficient dnn training on hybrid gpu-fpga accelerators," in *Proceedings of the ACM International Conference on Supercomputing*, 2021, pp. 227–241.
- [13] *Zynq DPU v3.3: Product Guide*, Xilinx, Inc.
- [14] K. He, X. Zhang, S. Ren, and J. Sun, "Deep residual learning for image recognition," in *Proceedings of the IEEE conference on computer vision and pattern recognition*, 2016, pp. 770–778.
- [15] J. Deng, W. Dong, R. Socher, L.-J. Li, K. Li, and L. Fei-Fei, "Imagenet: A large-scale hierarchical image database," in *2009 IEEE conference on computer vision and pattern recognition*. Ieee, 2009, pp. 248–255.
- [16] "Slurm workload manager version 20.02.7." [Online]. Available: <https://slurm.schedmd.com/>
- [17] "Tensorflow," <https://www.tensorflow.org/>, 2015.
- [18] K. Vissers, "Versal: The xilinx adaptive compute acceleration platform (acap)," in *Proceedings of the 2019 ACM/SIGDA International Symposium on Field-Programmable Gate Arrays*, 2019, pp. 83–83.