

# All Against Some: Efficient Integration of Large Language Models for Message Passing in Graph Neural Networks

Ajay Jaiswal<sup>1,2</sup>, Nurendra Choudhary<sup>1</sup>, Ravinarayana Adkathimar<sup>1</sup>, Muthu P. Alagappan<sup>1</sup>, Gaurush Hiranandani<sup>1</sup>, Ying Ding<sup>2</sup>, Zhangyang Wang<sup>2</sup>, Edward W Huang<sup>1</sup>, Karthik Subbian<sup>1</sup>

<sup>1</sup> Amazon <sup>2</sup>University of Texas at Austin

## Abstract

Graph Neural Networks (GNNs) have attracted immense attention in the past decade due to their numerous real-world applications built around graph-structured data. On the other hand, Large Language Models (LLMs) with extensive pretrained knowledge and powerful semantic comprehension abilities have recently shown a remarkable ability to benefit applications using vision and text data. In this paper, we investigate how LLMs can be leveraged in a *computationally efficient* fashion to benefit rich graph-structured data, a modality relatively unexplored in LLM literature. Prior works in this area exploit LLMs to augment *every* node features in an ad-hoc fashion (not scalable for large graphs), use natural language to describe the complex structural information of graphs, or perform computationally expensive finetuning of LLMs in conjunction with GNNs. We propose **E-LLaGNN (Efficient LLMs augmented GNNs)**, a framework with an *on-demand LLM service* that enriches message passing procedure of graph learning by enhancing a limited fraction of nodes from the graph. More specifically, E-LLaGNN relies on sampling *high-quality neighborhoods* using LLMs, followed by *on-demand neighborhood feature enhancement* using diverse prompts from our prompt catalog, and finally *information aggregation* using message passing from conventional GNN architectures. We explore several *heuristics-based active node selection strategies* to limit the computational and memory footprint of LLMs when handling millions of nodes. Through extensive experiments & ablation on popular graph benchmarks of varying scales (Cora, PubMed, ArXiv, & Products), we illustrate the effectiveness of our E-LLaGNN framework and reveal many interesting capabilities such as *improved gradient flow in deep GNNs*, *LLM-free inference ability etc.*

## 1 Introduction

Graph neural networks (GNNs) have been a powerhouse for handling graph-structured data, often leveraging message passing (MP) at their core for aggregating knowledge from neighbors. Many real-world graphs from social networks, e-commerce, knowledge graphs, citation networks, and more have rich textual information associated with their nodes and edges. GNNs (Kipf and Welling, 2017; Defferrard et al., 2016; Veličković et al., 2017; You et al., 2020; Gao et al., 2018; Chiang et al., 2019; Chen et al., 2018; Duan et al., 2022a; Thekumparampil et al., 2018) typically encode this rich information using either non-contextualized shallow embeddings (*e.g.*, bag-of-words and word2vec) or contextualized language models (LMs, *e.g.*, BERT (Devlin et al., 2018) and RoBERTa (Liu et al., 2019)), followed by the message-passing paradigm to encode the structural information.

Although LM-based embeddings (Zhu et al., 2021) can improve the performance of GNNs by incorporating world knowledge, the improvements are markedly restricted. This is because the embeddings lean on the initial textual information associated with nodes, which might be *noisy, missing, or insufficient for characterizing individual node properties*. Moreover, the *one-to-one mapping* from fixed node text descriptions to LM embeddings limits their ability to encode diverse and unseen knowledge during message passing. Recently, Large Language Models (LLMs) such as GPT-3 (Brown et al., 2020) and LLaMA (Touvron et al., 2023) have presented massive amounts of context-aware knowledge and superior semantic comprehension capabilities, all accessible via prompting. This has encouraged a deep dive to understand how LLMs can benefit the conventional GNN framework.

Recently, several works (Ye et al., 2023a; Liu et al., 2023a; Tang et al., 2023a; Guo et al., 2023b; He et al., 2023a; Chen et al., 2023a; Huang et al.,

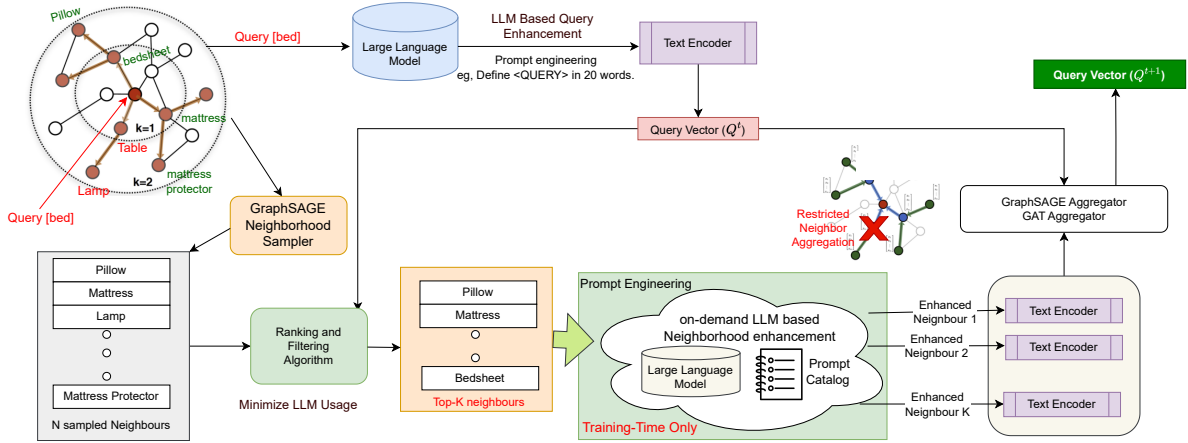


Figure 1: Overview of our proposed E-LLaGNN Framework. E-LLaGNN relies on sampling high-quality neighborhoods using LLMs, followed by on-demand neighborhood feature enhancement using diverse prompts from our prompt catalog. Enhanced neighborhood features can be aggregated with the central node using various existing GNN aggregators (e.g., GCN, GraphSAGE, or GAT).

2023a; Chen et al., 2023c, 2024; Yu et al., 2023) have introduced LLMs for graph-structured data, showing surprising performance improvements. Some works use LLMs to extend textual attributes of all the nodes within the graph by harnessing the LLM explanations as features. GNNs are then typically trained on these LLM-tailored features, making model inference dependent on the LLMs to avoid feature distribution shifts. This also makes scaling to large graphs expensive and impractical due to the memory and computational footprint of LLMs. Other groups of works (Ye et al., 2023a) use natural language to describe the geometric structure and node features of the graph. These descriptions are then used to instruction-tune the LLM and perform learning and inference on graphs in a generative manner. Despite this improving the complexity of message passing in GNNs, it is critically important to note the weakness of LLMs in handling long-context information. Recently, (Liu et al., 2023b) found that LLM performance is often highest when relevant information occurs at the beginning or end of long input contexts and lowest when the information is in the middle. This observation poses a serious question for attempts to use natural language to describe the graph structure, as the order of nodes in the prompt will directly dictate the performance. Lastly, some frameworks fine-tune LLMs to understand graph topology, followed by tightly coupling them with GNNs. This process requires industry-standard hardware for both training and inference.

Motivated by the aforementioned issues, we ask an important under-explored question in this work:

*Does all the nodes within a graph necessitate LLM-based enhancement? Can we efficiently enrich knowledge encoded during GNN training within resource-sensitive settings?* To this end, we propose **E-LLaGNN**, an efficient and scalable framework that carefully monitors the computational budget of LLM usage while embedding diverse world knowledge in GNNs during training. This computational budget simulates real-world scenarios where allowed LLM queries may be limited. Interestingly, our work finds that E-LLaGNN training with a healthy mixture of LLM-tailored and original node features reduces hard reliance on augmentation at inference and can uniquely facilitate **LLM-free inference** with marginal compromise in performance which holds significant importance for industrial deployments.

More specifically, we propose to use LLMs as an on-demand service for high-quality neighborhood selection and augmenting node textual information using diverse (not limited to one-prompt-for-all nodes) prompts from our prompt catalog. This strategy reduces the computational load of prior methods, which have strict requirements for all nodes to be enhanced. Furthermore, having a diverse prompt catalog (unlike a fixed prompt for all) allows rich knowledge to be embedded, since we may use different prompts for the same node if it is selected for augmentation in two different epochs. Note that unlike prior works, the primary motivation of this work is to **not** build SoTA GNN but take the simplest GNN architecture with absolutely no fancy cosmetic modifications like normalizations or skip connections, *etc.* to *capture the pure influence of*

*LLM-enhancement on message passing procedure of GNN training*<sup>1</sup>. However, our proposed framework can be smoothly integrated with any existing GNN architecture to leverage the benefits of LLMs and can be easily scaled to large graphs depending on the node selection techniques. We investigate several heuristics-based active node selection strategies such as degree distribution, PageRank centrality, clustering on original feature space, and original text description length. We experimentally show how they translate to performance, which can guide node selection for augmentation during training. Our contributions can be summarized as:

- We propose the **E-LLaGNN** framework, which blends LLM capabilities into GNNs as an **on-demand service** subject to a computational budget during training and can facilitate an **LLM-free inference**. Our dynamic prompt selection technique enables bringing diverse pretrained knowledge and powerful semantic comprehension abilities, a step ahead of one-for-all prompt setting of prior works.
- We present multiple metrics for active node selection during E-LLaGNN training for on-demand augmentation. Our extensive experiments demonstrate how they translate to performance, which allow LLM integration feasible for industry-scale graphs. Our study reveals that it is **not** necessary to augment every node to achieve optimal performance. Rather, *tactical augmentation of just a small fraction of nodes* can yield desirable improvements.
- Our extensive experiments and ablation studies across popular graph benchmarks {Cora, PubMed, OGBN-ArXiv, OGBN-products} show how E-LLaGNN can achieve superior performance. Our work also unveils multiple useful insights such as LLM-based enhancement can improve gradient flow across deeper GNN backbone (layers 2, 4, 8), empirical benefits of node-selection proportion, etc.

<sup>1</sup>Note that many SoTA architectures are already overfitting to the benchmarks (OGB, Cora, PubMed, *etc.*) and using them directly for E-LLaGNN framework might not truly capture effective benefits of LLM-tailoring during message passing. With complicated backbones, the majority of efforts will boil down to hyperparameter tuning of the model architecture with exorbitant LLM computational costs during training instead of focusing on E-LLaGNN framework.

## 2 Methodology

### 2.1 Preliminaries

Our work primarily focuses on text-attributed graphs (TAGs), defined as  $G = (\mathcal{V}, \mathcal{E}, \mathcal{T}, \mathbf{A})$  where  $\mathcal{V}$  represents the set of nodes in graph  $\mathcal{G}$  with  $\mathcal{E} \subseteq \mathcal{V} \times \mathcal{V}$  edges. Each node  $v_i \in \{v_1, v_2, \dots, v_n\}$  is paired with textual attributes (*e.g.*, the abstract of papers for citation graphs)  $t_i \in \{t_1, t_2, \dots, t_n\}$ . The adjacency matrix  $\mathbf{A} \in \{0, 1\}^{n \times n}$  represents the graph connectivity, where  $\mathbf{A}_{i,j} = 1$  implies the existence of an edge between nodes  $i$  and  $j$ . For any given node  $v_i \in \mathcal{V}$ , we define its immediate neighborhood nodes as  $\mathcal{N}(v_i)$ . In our study, we focus on node classification, where given a set of labeled nodes  $\mathcal{L} \subset \mathcal{V}$  and  $\mathbf{A}$  with labels  $y_{\mathcal{L}}$ , our goal is to predict labels for the remaining unlabeled  $y_{\mathcal{V} \setminus \mathcal{L}}$  test nodes.

### 2.2 Our Proposed Framework

Our proposed on-demand E-LLaGNN framework is designed with four major components: ① *Query Node Enhancement and Encoding*, ② *Neighborhood Sampling and Enrichment*, ③ *On-Demand Neighbourhood Enhancement with Custom Prompt Catalog*, and ④ *Information Aggregation and Graph Learning*. Given a query node  $v_i$ , these components help E-LLaGNN to sample high-quality neighbourhoods and ingest LLM expertise within the GNN backbone. E-LLaGNN also explores various active node selection strategies such as PageRank centrality, clustering on the original features, and original text description length, which enable smooth scaling up to large graphs.

Existing pipelines for node feature augmentation are met with challenges such as dependencies on LLMs during inference due to ad-hoc augmentation of entire training dataset leading to distribution shifts in un-augmented test dataset, a need for fine-tuning gigantic LLMs during graph learning, and limited knowledge diversity due to a fixed, single augmentation prompt for all nodes. In contrast, our framework subtly handles these challenges and provides a novel strategy to reap LLM benefits during graph learning. Next, we explain each component of E-LLaGNN in detail.

**Query Node Enhancement and Encoding:** At its core, GNN training relies on the message-passing strategy to aggregate knowledge from neighbors. Given the central query node  $v_i \in \mathcal{V}$  with initial textual attribute  $t_i \in \mathcal{T}$ , a typical

message-passing algorithm aggregates the representative features  $x_i$  derived from  $t_i$  (e.g., tf-idf or BERT encoding) with the representation features from the neighborhood nodes  $u \in \mathcal{N}(u)$ . In our work, we propose to harness the power of LLMs to refine and augment the initial textual representation  $t_i \rightarrow t_i^+$  associated with the query node  $v_i$ . The primary motivation is to ingest new LLM knowledge during the query feature aggregation during message passing as well as assist in sampling high-quality and diverse neighborhoods during graph learning. For query enhancement  $t_i \rightarrow t_i^+$ , we relied on an open-source chatbot trained by fine-tuning LLaMA-1 on user-shared conversations (Vicuna-7B) (Chiang et al., 2023), and LLaMa-2 Chat 7B (Touvron et al., 2023). We adopted the prompt design from (He et al., 2023a) for enhancement, and  $t_i^+$  is encoded to  $x_i^+$  using Sentence-BERT (Reimers and Gurevych, 2019).

**Neighborhood Sampling and Enrichment:** In this section, we detail our strategy of sampling high-quality neighbors for aggregation given the central query node  $v_i$ . We uniformly sample a fixed-size set of neighbors  $\mathcal{N}(v_i)$  from the full neighborhood, which further undergoes filtering as shown in Figure 1. We use cosine similarity to re-rank the neighborhood  $\mathcal{N}(v_i)$  using the enhanced query representation  $x_i^+$  to create a high-quality fixed batch size of  $K$ , denoted  $\mathcal{N}_K(v_i)$ . This allows us to fix the computational footprint of each batch. It simultaneously minimizes the cost required to use LLMs for neighborhood enhancement while on a set budget. We found that uncontrolled information aggregation from noisy neighbors can hamper the graph learning performance. Therefore, our restricted strategy is not only friendly for computational budgets, but can also filter out noise during the message aggregation. Practically, we found our approach can yield high performance with  $K = 5$ , allowing the per-batch space and time complexities to be fixed.

#### On-Demand Neighborhood Enhancement with Custom Prompt Catalog:

Given  $\mathcal{N}_K(v_i)$ , the goal of this module is to incorporate LLM knowledge into graph learning by enriching the initial text attribute of each node  $u \in \mathcal{N}_K(v_i)$ . Our prompt catalog (Table 2) contains prompts designed to provide explanations for key technical concepts/entities, relationships with the central query node, re-writing initial text attributes similar to the query node, elucidating similarities and

Dataset	Category	Raw	Augmented
Cora	Neural_Network	0.3528	0.3998
	Probabilistic_Methods	0.3891	0.4321
	Genetic_Algorithms	0.2728	0.3028
	Theory	0.2951	0.3186
	Case_Based	0.4249	0.4551
	Reinforcement_Learning	0.3077	0.3530
	Rule_Learning	0.3646	0.3872
PubMed	Diabetes Type 1	0.4674	0.5208
	Diabetes Type 2	0.4043	0.4233
	Diabetes Experimental	0.4201	0.4301

Table 1: Average intra-class cosine similarity among nodes with feature embeddings derived from both original text attributes and LLM-tailored text attributes.

differences with the central node, etc. Each node  $u \in \mathcal{N}_K(v_i)$  undergoes enhancement ( $t_u \rightarrow t_u^+$ ) with a probability  $p$ , where  $p$  is decided based on the available computational budget. This also ensures that graph learning sees a good mixture of the original text attribute  $t_u$  and the LLM-tailored  $t_u^+$ , which mitigates the dependency on LLM node augmentation during inference. Note that randomly selecting different prompts for the same node across training epochs helps embed diverse knowledge during message passing.

### 2.3 Augmentation and Node Categories

In this section, we attempt to delve into an interesting question: *How does our textual feature enhancement strategy benefit nodes belonging to different categories?* Table 1 presents the average intra-class cosine similarity for nodes belonging to different categories. We see that although all categories benefit from our augmentation, some categories (Neural Networks, Probabilistic Methods, and Reinforcement Learning) gain a  $\sim 5\%$  increase in intra-class similarity. This finding sends a strong signal that in case of limited computational budget, a careful selection of nodes to undergo augmentation during graph learning can still significantly improve the performance. In the next section, we utilize this observation & explore several node selection strategies to scale E-LLaGNN for large-scale graphs.

### 2.4 E-LLaGNN and Large Graphs

The vast knowledge of LLMs ingested during pre-training can significantly benefit graph learning, but using them for node augmentation is computationally expensive. With millions of nodes in large-scale graphs, it is **impossible** to enhance all nodes to support E-LLaGNN. Therefore, we ex-

plore several node selection techniques<sup>2</sup> that carefully select a node candidate set to be annotated by LLMs. This is directly applicable to practical use cases where there is a fixed monetary budget for calling LLMs. To this end, we explore the following heuristics for our active node selection during GNN training.

**PageRank Centrality:** We used the classical PageRank centrality algorithm from NetworkX (Hagberg et al., 2008), which estimates which nodes are important in a network based on its topological structure. For every node in our undirected adjacency matrix, we estimate the structural diversity and sorted nodes in ascending order to select the top  $k$  nodes to undergo augmentation (K depending on the computational budget).

**Clustering Distance:** We employed k-means clustering on the initial features derived from the original text attributes. We set the number of clusters to the number of distinct classes in the graph. We estimate the normalized distance of each node  $d_{v_i} \in \mathcal{V}$  from the cluster centroid, and estimate the density of belonging as  $1/(1 + d_{v_i})$ . If distance is low, density is high, and therefore high belonging to the cluster. Depending on the computational budget, we sample nodes with lower density for LLM augmentation.

**Text Attribute Length:** One simple heuristic is to examine the initial textual attributes  $t_i$  associated with nodes in our graph. We estimate word count in  $t_i$  after removing stop words, and sorted nodes by word count. Nodes with the lowest word count are given preference for LLM augmentation during GNN training. Surprisingly, our experiments illustrate that this simple heuristic is highly effective for performance gains.

**Degree Distribution:** Another simple heuristic we used was calculating the degree distribution of each node in the graph, sorting in ascending order and selecting the  $k$ -th percentile of nodes for augmentation.

Once nodes are selected, they can be augmented on-demand during E-LLaGNN training, as described in Section 2.2.

<sup>2</sup>Following (Chen et al., 2023c), we also attempted to combine PageRank Score and Clustering Distance score using some linear interpolation with coefficient  $\alpha$  and found that it to have slightly superior performance (+0.29% on PageRank). However, this involved fine-tuning  $\alpha$ . This indicates that instead of relying on a single heuristic, multiple can be integrated to improve the quality of active node selection.

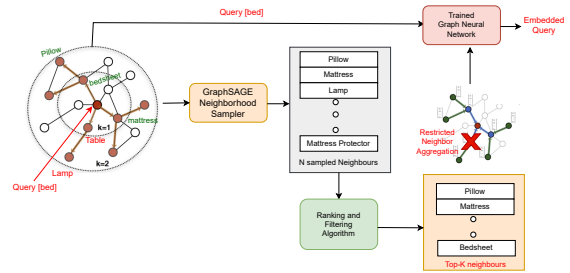


Figure 2: Overall flow of our LLM-free E-LLaGNN Inference Pipeline which completely removes LLM dependence during inference.

## 2.5 LLM-free Inference Pipeline of E-LLaGNN

Despite being a show-stealer due to significant performance benefits, LLM usage faces several headwinds for widespread adaptation because of their enormous computational and memory footprints. One key interesting benefit of E-LLaGNN design is to effectively eliminate LLM usage during inference without significant loss in performance, thereby making it practical for industrial usage. E-LLaGNN uses LLMs as an *on-demand service* for augmenting node textual information as necessary by randomly selecting prompts from a catalog. This allows GNN training to see a good mixture of both LLM-tailored features as well as the original features. This strategy mitigates over-fitting to LLM-generated textual attributes, thereby improving generalizability even if we perform a completely LLM-free inference. Figure 2 illustrates the E-LLaGNN inference pipeline, where the high-quality neighborhood  $\mathcal{N}_K(v_i)$  is aggregated with the original features during message passing, followed by the softmax classifier predicting the test labels. In our experiments, we surprisingly found that this E-LLaGNN inference pipeline yields a similar performance to the pipeline that incorporates LLMs during test time.

## 3 Experiments and Analysis

### 3.1 Dataset and Experimental Setup

The E-LLaGNN framework is trained and evaluated using four widely recognized graph datasets: ogbn-arxiv (Hu et al., 2020), ogbn-products (Hu et al., 2020), PubMed, and Cora (Yang et al., 2016). We compared the performance benefits for node classification against various SOTA baselines (Table 3, 4). For node attribute enhancement, we relied on an open-source chatbot trained by fine-tuning

**Example 1:** A chat between a curious user and an artificial intelligence agent. The assistant gives helpful, detailed, and polite answers to the user’s questions. \n Provide a detailed explanation for the given title and abstract of a paper in less than 1000 words identifying the key technical concepts and simplifying them for ease of understanding. \n \n [ Start of Title ] \n [content] \n [ End of Title ]. \n [ Start of Abstract ] \n [content] \n [ End of Abstract ].

**Example 2:** You are a helpful and precise assistant for providing fact-based responses and arguments for user’s question. \n Rewrite the title and abstract of a paper and provide arguments to support which of the three categories (Diabetes Type 1, Diabetes Type 2, and Diabetes Experimental) is well suited for it to classify. \n \n [ Start of Title ] \n [content] \n [ End of Title ]. \n [ Start of Abstract ] \n [content] \n [ End of Abstract ].

**Example 3:** A chat between a curious user and an artificial intelligence agent. The assistant gives helpful, detailed, and polite answers to the user’s questions. \n Summarize the given title and abstract of paper P1 and compare its similarities and differences with paper P2. \n \n [ P1: Start of Title ] \n [content] \n [ P1: End of Title ]. \n [P1: Start of Abstract ] \n [content] \n [P1: End of Abstract ]. \n \n [ P2: Start of Title ] \n [content] \n [ P2: End of Title ]. \n [P2: Start of Abstract ] \n [content] \n [P2: End of Abstract ].

Table 2: Examples of prompt curated by us with system message and associated roles USER and ASSISTANT, following (Zheng et al., 2023a) to enhance textual attributes of nodes in training dataset.

Method	Cora			PubMed		
	2	4	8	2	4	8
GCN	81.1	80.4	69.5	88.0	86.5	81.2
GAT	81.9	80.3	31.3	88.4	87.4	79.1
JKNet	79.1	79.2	75.0	87.8	88.7	77.7
SGC	79.3	79.0	77.2	88.0	83.1	80.9
GCNII	82.2	82.6	84.2	88.2	88.8	88.3
IncGCN	79.2	77.6	76.5	88.5	87.7	87.9
Ours (std)	87.6 ± 1.2	86.5 ± 1.7	86.1 ± 1.3	90.3 ± 0.1	89.3 ± 0.1	89.4 ± 0.4

Table 3: Performance comparison (test accuracy %) of E-LLaGNN framework using underlying 2-, 4-, and 8-layer GNN backbones with respect to SOTA methods on Cora and PubMed. Results reported are averaged across five independent runs.

LLaMA-1 on user-shared conversations (Vicuna-7B) (Chiang et al., 2023). To evaluate our chosen datasets, we closely followed the data split settings and metrics reported by recent benchmarks (Duan et al., 2022a; Chen et al., 2021). For neighborhood sampling up to  $k$  hops, we adopt the GraphSAGE sampler (Hamilton et al., 2017), use cosine similarity for ranking the neighborhood, and perform information aggregation using the MEAN operator. The nodes’ original and LLM-tailored text attributes are encoded to embeddings using SentenceBERT (Reimers and Gurevych, 2019). For the text attribute node selection strategy, we use the NLTK framework for stop word removal and NetworkX for estimating PageRank for nodes in the graph. For additional hyperparameters such as learning rate, weigh decay, and epoch count, we adopted the best settings from (Chen et al., 2021) for Cora and PubMed while relying on (Duan et al., 2022b) for ogbn-arxiv and ogbn-products. For enhancement, we used a temperature of 0.7 and restricted the maximum token length to 2048.

### 3.2 Evaluation Protocol

To validate the effectiveness of E-LLaGNN, we provide experiments to answer several key questions:

① **RQ1:** How does on-demand LLM integration

help in enriching the knowledge encoded within GNN training, thereby improving its performance? ② **RQ2:** How does the amount of nodes selected for augmentation contribute to the performance of GNNs? ③ **RQ3:** How effective is our proposed framework in facilitating LLM-free inference? ④ **RQ4:** How do different active node selection techniques help in effectively utilizing LLM benefits to improve GNN performance?

### 3.3 E-LLaGNN and Popular GNNs

In this section, we conduct a systematic and extensive study to illustrate how our on-demand LLM-integrated training framework, E-LLaGNN, performs with respect to existing widely adopted GNN architectures. Here, our main focus is to address RQ1 by fairly comparing (similar architecture settings and training hyperparameters) the performance of E-LLaGNN across two small graphs (Cora, PubMed) and two large graphs (ogbn-arxiv and ogbn-products).

Tables 3 and 4 summarize E-LLaGNN’s performance with respect to the performance of several SOTA GNNs following the exact same architecture design. We first observe that across all our candidate datasets, E-LLaGNN significantly outperforms all baselines. More specifically, it achieves improvements in performance over a strong baseline (2-layer GCNII) on Cora by 5.2% and on PubMed by 2.1%. In addition, for larger graphs, it surpasses GraphSAGE performance by 1.3% on ogbn-arxiv and with an impressive gain of 1.6% on ogbn-products. Moreover, it is important to observe how E-LLaGNN successfully retained performance with increasing depths of the GNN (2→ 8), significantly outperforming conventional designs like GCN, GAT, *etc.*, and beating robust deep architectures like GCNII. For stability, our results for Cora and PubMed are average scores reported using five independent runs, while for ogbn-arxiv

Method	ogbn-arxiv (Validation)	ogbn-arxiv (Test)	ogbn-products (Validation)	ogbn-products (Test)
GraphSAGE	73.01 ± 0.89%	71.55 ± 0.41%	81.37 ± 0.32%	80.61 ± 0.16%
FastGCN	70.42 ± 2.11%	66.10 ± 1.06%	74.58 ± 0.97%	73.46 ± 0.20%
LADIES	65.13 ± 1.44%	62.78 ± 0.89%	75.55 ± 0.24%	75.31 ± 0.56%
Ours	74.32 ± 0.27%	72.83 ± 0.74%	82.91 ± 0.56%	82.01 ± 0.33%

Table 4: Performance comparison (test accuracy %) of the E-LLaGNN framework with popular GNN architectures used for large graphs (ogbn-arxiv and ogbn-products). Results reported are averaged across three independent runs.

Dataset	Settings	Percentage of Nodes Selected for Augmentation						
		0%	5%	10%	25%	50%	75%	100%
Cora	Layer 2	85.4 ± 0.7	86.1 ± 1.8	87.2 ± 0.9	<b>87.6 ± 1.2</b>	87.1 ± 0.6	86.0 ± 0.6	85.9 ± 1.3
	Layer 4	83.2 ± 1.3	84.3 ± 1.6	84.7 ± 1.5	85.6 ± 1.0	<b>86.5 ± 1.7</b>	85.1 ± 1.5	85.4 ± 2.3
	Layer 8	82.9 ± 2.6	83.0 ± 1.9	84.1 ± 2.0	85.7 ± 0.9	<b>86.1 ± 1.3</b>	85.9 ± 1.4	85.9 ± 1.9
PubMed	Layer 2	88.3 ± 0.7	88.4 ± 0.3	89.6 ± 0.3	<b>90.3 ± 0.1</b>	90.2 ± 0.5	89.9 ± 0.2	89.1 ± 0.1
	Layer 4	87.1 ± 0.2	88.8 ± 0.1	<b>89.3 ± 0.1</b>	89.0 ± 0.5	88.5 ± 0.2	88.7 ± 0.3	88.2 ± 0.3
	Layer 8	86.9 ± 1.3	88.3 ± 1.1	88.5 ± 1.9	<b>89.4 ± 0.9</b>	89.3 ± 0.7	88.8 ± 1.1	87.9 ± 1.4

Table 5: Performance comparison (test accuracy %) of the E-LLaGNN framework with underlying 2-, 4-, and 8-layer GNN backbones trained with varying percentages of LLM-tailored nodes from Cora and PubMed. Results reported are averaged across five independent runs.

and ogbn-products we used three independent runs. Each run used different seed values selected at random from  $[1 - 100]$  without replacement.

### 3.4 Role of Amount of Node Augmentation

LLMs are expensive and it is impractical to exploit them for enhancing millions of nodes in large real-world graphs. To this end, the E-LLaGNN framework explored active node selection strategies as described in Section 2.4 to predetermine a subset of candidate nodes to undergo augmentation. One natural question arises: *How does the amount of nodes selected impact the performance of E-LLaGNN?*

To this end, Table 5 summarizes the performance comparison of E-LLaGNN (with 2, 4, and 8 layers) with varying amount of nodes selected from 0% to 100% for Cora and PubMed. Our results illustrate a surprising finding that the best performance is not achieved when all the nodes in the graph undergo augmentation during E-LLaGNN training. We attribute this observation to the E-LLaGNN training overfitting to the LLM-tailored features, which creates distribution shift during the LLM-free inference pipeline. Furthermore, there may be an accumulation of noise throughout node augmentation. This provides a strong positive indication that we should use LLMs judiciously (such as with on-demand LLM augmentation) to reap the maximum benefits while controlling the computational footprint. Note that our findings co-relate with a parallel work (Chen et al., 2023c), which uses difficulty-aware active selection and filtering strategies to annotate nodes using GPT-3.5/4, then trains GNNs on the high-quality annotated set.

Dataset	Number of Nodes Selected for Augmentation				
	0	500	1,000	5,000	10,000
ogbn-arxiv	71.58	71.64	72.04	72.83	72.90
ogbn-products	80.79	80.67	81.42	81.89	82.01

Table 6: Performance comparison (test accuracy %) of the E-LLaGNN framework trained with varying percentages of LLM-tailored nodes from arxiv & products.

Method	Dataset		
	Cora	PubMed	ArXiv
PageRank Centrality	87.6 ± 1.2	90.3 ± 0.1	72.9 ± 0.7
Clustering Distance	86.5 ± 1.7	88.8 ± 0.8	71.7 ± 1.1
Text Attribute Length	87.7 ± 0.9	90.0 ± 0.6	73.4 ± 0.9
Degree Distribution	87.1 ± 1.2	89.4 ± 0.5	72.1 ± 1.2

Table 7: Performance comparison of various active node selection strategies incorporated in the E-LLaGNN framework for selecting nodes for LLM enhancement.

That being said, it is interesting to observe that 100% augmentation still performs superior to 0%, which demonstrates the benefits of closely tying LLMs with GNNs. Given our findings, Table 6 summarizes scaling up E-LLaGNN for large-scale graphs ogbn-arxiv and ogbn-products with millions of nodes. It can be clearly observed that by simply augmenting  $\sim 10,000$  nodes, we can achieve a noticeable 1.3% and 1.2% performance gain on ogbn-arxiv and ogbn-products.

### 3.5 Performance Comparison of Various Active Node Selection Techniques

E-LLaGNN for large-scale graphs relies on carefully selecting nodes that maximally benefit the GNN training while staying within the computational budget. To this end, we investigate a series of active node selection techniques: PageRank Centrality, Clustering Distance, Text Attribute Length, and Degree Distribution, as explained in Section 2.4. Table 7 illustrates how the aforementioned

Inference Type	Cora	Pubmed	ArXiv
LLM-free	87.74 ± 0.94	90.36 ± 0.15	73.43 ± 0.90
LLM-incorporated	87.83 ± 0.67	90.42 ± 0.07	73.79 ± 0.86

Table 8: Performance of the E-LLaGNN inference pipeline with and without LLM-tailored features.

metrics benefit E-LLaGNN performance on Cora, PubMed, and ogbn-arxiv. Overall, we can observe that among these techniques, surprisingly the simplest average text attribute length performs comparable to PageRank Centrality and outperforms Degree Distribution and Clustering Distance. This highlights an overlooked observation: default features created for nodes with substandard textual descriptions can impair performance, and LLM-based augmentation can significantly benefit the performance of these nodes.

### 3.6 LLM-Free Vs. LLM-Incorporated Inference

In this section, we attempt to understand how robust E-LLaGNN training is in facilitating an LLM-free inference on the test set. Most approaches (Ye et al., 2023a; He et al., 2023a; Chen et al., 2023a) that integrate LLMs with GNNs tightly couple them together. By default, this strategy makes the inference too dependent on LLMs, which makes it impractical for industrial deployment due to computational constraints. Table 8 illustrates the performance comparison of E-LLaGNN inference in LLM-free vs. LLM-incorporated settings on Cora, PubMed, ogbn-arxiv. We see that once our framework’s GNN backbone is trained using E-LLaGNN’s proposed strategy, its performance is impressively similar between the two settings. Across all our candidate datasets, we only observe a marginal performance drop (-0.09%, -0.06%, and -0.36% for Cora, PubMed, and ogbn-arxiv, respectively) for LLM-free inference. These findings can significantly aid the incorporation of LLMs with GNNs for practical purposes.

### 3.7 E-LLaGNN Framework & Gradient Flow

Despite being powerful tools in learning high-quality node representations, GNNs have been identified as having a limited ability to extract information from high-order neighbors. Furthermore, GNNs suffer from significantly losing their trainability and performance due to poor gradient flow, over-smoothing, information bottlenecks, *etc.* (Jaiswal et al., 2022; Wu et al., 2019; Alon and Yahav, 2021). In this section, we investigate how the E-LLaGNN framework, which incorporates diverse

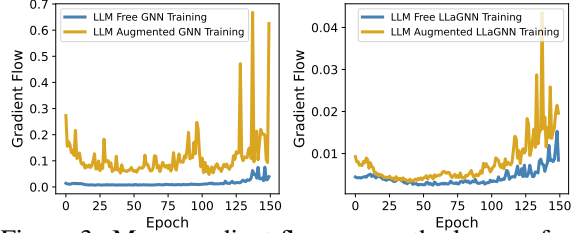


Figure 3: Mean gradient flow across the layers of an 8-layer E-LLaGNN GNN backbone, with and without LLM-based neighborhood enhancement on (a) Cora, and (b) ogbn-arxiv.

knowledge integration and careful neighborhood selection during learning, can benefit gradient flow in deep GNNs. Given an 8-layer GCN, we denote the weight parameter for the  $l$ -th layer  $f^{(l)}$  as  $\mathbf{W}_l$ . With node classification cost function  $\mathcal{L}$ , we calculate the gradient across each layer and effective gradient flow (GF) as:

$$\mathbf{g}_1 = \frac{\partial \mathcal{L}}{\partial \mathbf{W}_1}, \dots, \mathbf{g}_i = \frac{\partial \mathcal{L}}{\partial \mathbf{W}_i}, \dots, \mathbf{g}_L = \frac{\partial \mathcal{L}}{\partial \mathbf{W}_L} \quad (1)$$

$$\text{Gradient Flow: GF}_p = \frac{1}{8} \sum_{n=1}^8 \|\mathbf{g}_n\|_2 \quad (2)$$

where for every layer  $l$ ,  $\frac{\partial \mathcal{L}}{\partial \mathbf{W}_l}$  represents gradients of the learnable parameters  $\mathbf{W}_l$ . As shown in Figure 3, we provide the gradient flow within the 8-layer LLM-free training vs. LLM-augmented E-LLaGNN training for Cora and ogbn-arxiv. We observe that LLM-augmented E-LLaGNN training significantly improves the gradient flow within the GNN backbone, which is also reflected in the robust performance benefits with deep GNNs (Table 5) across both datasets.

## 4 Conclusion

We present the E-LLaGNN framework, which blends LLM capabilities into GNNs as an on-demand service, is subjected to a computational budget during training, and facilitates an LLM-free inference. Our study reveals that it is not necessary to augment every node to achieve optimal performance. Rather, tactical augmentation of just a small fraction of nodes can yield desirable improvements. We also present several heuristics-based active node selection strategies such as degree distribution, PageRank centrality, clustering on original feature space, and original text description length, to allow E-LLaGNN to scale to large graphs. Our future work will explore how LLMs can mitigate existing trainability issues such as over-smoothing, information bottlenecks, and heterophily within GNNs.



## 5 Limitations

Our work has several limitations. *Firstly*, E-LLaGNN framework is applicable only to text-attributed graphs (TAGs). Like majority of works exploring LLMs integration for graph-structured data, E-LLaGNN relies on initial text-attributes associated with nodes for enrichment using LLMs. *Secondly*, Due to cosine similarity as the metric to identify the neighbourhood for augmentation, E-LLaGNN framework is restricted to homophilic datasets. It will be interesting to explore different prioritization/ranking metrics which can identify heterophilic neighborhood and observe how LLM enhancement can benefit the challenges of graph learning with heterophilic datasets. *Thirdly*, our work primarily focus on the simplest GNN architecture with no cosmetic modification to understand the true impact of LLM enhancement in message passing. We leave further exploration of integrating E-LLaGNN framework with SoTA GNN architecture to observe the additional benefits. *Fourthly*, our work exploits LLaMa-7B and Vicuna-7B for feature enhancement. We assume that usage of SoTA high performing larger set of LLMs like GPT-4, Claude-3, *etc.* will further improve the performance but left due to large computational and monetary limitations. *Lastly*, we do not conduct extensive prompt engineering to identify better prompts for LLMs, which could lead to additional improvements for E-LLaGNN framework. Despite the acknowledged limitations, we hope that our proposed framework and the insights will inspire future work focusing on efficient and compute-constrained integration of LLMs for improving graph learning.

## References

- Uri Alon and Eran Yahav. 2021. On the bottleneck of graph neural networks and its practical implications. *ArXiv*, abs/2006.05205.
- Tom B. Brown, Benjamin Mann, Nick Ryder, Melanie Subbiah, Jared Kaplan, Prafulla Dhariwal, Arvind Neelakantan, Pranav Shyam, Girish Sastry, Amanda Askell, et al. 2020. Language models are few-shot learners. *arXiv preprint arXiv:2005.14165*.
- Jie Chen, Tengfei Ma, and Cao Xiao. 2018. Fast-gcn: fast learning with graph convolutional networks via importance sampling. *arXiv preprint arXiv:1801.10247*.
- Jinsong Chen, Kaiyuan Gao, Gaichao Li, and Kun He. 2022. Nagphormer: A tokenized graph transformer for node classification in large graphs. In *The Eleventh International Conference on Learning Representations*.
- Ming Chen, Zhewei Wei, Zengfeng Huang, Bolin Ding, and Yaliang Li. 2020. Simple and deep graph convolutional networks. *ArXiv*, abs/2007.02133.
- Runjin Chen, Tong Zhao, Ajay Jaiswal, Neil Shah, and Zhangyang Wang. 2024. Llaga: Large language and graph assistant. *arXiv preprint arXiv:2402.08170*.
- Tianlong Chen, Kaixiong Zhou, Keyu Duan, Wenqing Zheng, Peihao Wang, Xia Hu, and Zhangyang Wang. 2021. Bag of tricks for training deeper graph neural networks: A comprehensive benchmark study. *arXiv preprint arXiv:2108.10521*.
- Zhikai Chen, Haitao Mao, Hang Li, Wei Jin, Hongzhi Wen, Xiaochi Wei, Shuaiqiang Wang, Dawei Yin, Wenqi Fan, Hui Liu, and Jiliang Tang. 2023a. [Exploring the potential of large language models \(llms\) in learning on graphs](#).
- Zhikai Chen, Haitao Mao, Hang Li, Wei Jin, Hongzhi Wen, Xiaochi Wei, Shuaiqiang Wang, Dawei Yin, Wenqi Fan, Hui Liu, et al. 2023b. Exploring the potential of large language models (llms) in learning on graphs. *arXiv preprint arXiv:2307.03393*.
- Zhikai Chen, Haitao Mao, Hongzhi Wen, Haoyu Han, Wei Jin, Haiyang Zhang, Hui Liu, and Jiliang Tang. 2023c. [Label-free node classification on graphs with large language models \(llms\)](#).
- Zhikai Chen, Haitao Mao, Hongzhi Wen, Haoyu Han, Wei Jin, Haiyang Zhang, Hui Liu, and Jiliang Tang. 2023d. Label-free node classification on graphs with large language models (llms). *arXiv preprint arXiv:2310.04668*.
- Wei-Lin Chiang, Zhuohan Li, Zi Lin, Ying Sheng, Zhanghao Wu, Hao Zhang, Lianmin Zheng, Siyuan Zhuang, Yonghao Zhuang, Joseph E. Gonzalez, Ion Stoica, and Eric P. Xing. 2023. [Vicuna: An open-source chatbot impressing gpt-4 with 90%\\* chatgpt quality](#).
- Wei-Lin Chiang, Xuanqing Liu, Si Si, Yang Li, Samy Bengio, and Cho-Jui Hsieh. 2019. Cluster-gcn: An efficient algorithm for training deep and large graph convolutional networks. In *Proceedings of the 25th ACM SIGKDD International Conference on Knowledge Discovery & Data Mining*, pages 257–266.
- Aakanksha Chowdhery, Sharan Narang, Jacob Devlin, Maarten Bosma, Gaurav Mishra, Adam Roberts, Paul Barham, Hyung Won Chung, Charles Sutton, Sebastian Gehrmann, et al. 2022. Palm: Scaling language modeling with pathways. *arXiv preprint arXiv:2204.02311*.
- Michaël Defferrard, Xavier Bresson, and Pierre Vandergheynst. 2016. Convolutional neural networks on graphs with fast localized spectral filtering. *Advances in neural information processing systems*, 29.

- Jacob Devlin, Ming-Wei Chang, Kenton Lee, and Kristina Toutanova. 2018. Bert: Pre-training of deep bidirectional transformers for language understanding. *arXiv preprint arXiv:1810.04805*.
- Ming Ding, Chang Zhou, Qibin Chen, Hongxia Yang, and Jie Tang. 2019. Cognitive graph for multi-hop reading comprehension at scale. *arXiv preprint arXiv:1905.05460*.
- Alexey Dosovitskiy, Lucas Beyer, Alexander Kolesnikov, Dirk Weissenborn, Xiaohua Zhai, Thomas Unterthiner, Mostafa Dehghani, Matthias Minderer, Georg Heigold, Sylvain Gelly, et al. 2020. An image is worth 16x16 words: Transformers for image recognition at scale. *arXiv preprint arXiv:2010.11929*.
- Keyu Duan, Zirui Liu, Peihao Wang, Wenqing Zheng, Kaixiong Zhou, Tianlong Chen, Xia Hu, and Zhangyang Wang. 2022a. [A comprehensive study on large-scale graph training: Benchmarking and rethinking](#). In *Thirty-sixth Conference on Neural Information Processing Systems Datasets and Benchmarks Track*.
- Keyu Duan, Zirui Liu, Peihao Wang, Wenqing Zheng, Kaixiong Zhou, Tianlong Chen, Xia Hu, and Zhangyang Wang. 2022b. A comprehensive study on large-scale graph training: Benchmarking and rethinking. In *Thirty-sixth Conference on Neural Information Processing Systems Datasets and Benchmarks Track*.
- Hongyang Gao, Zhengyang Wang, and Shuiwang Ji. 2018. Large-scale learnable graph convolutional networks. *Proceedings of the 24th ACM SIGKDD International Conference on Knowledge Discovery & Data Mining*.
- Jiaxian Guo, Junnan Li, Dongxu Li, Anthony Meng Huat Tiong, Boyang Li, Dacheng Tao, and Steven CH Hoi. 2022. From images to textual prompts: Zero-shot vqa with frozen large language models. *arXiv preprint arXiv:2212.10846*.
- Jiayan Guo, Lun Du, and Hengyu Liu. 2023a. Gpt4graph: Can large language models understand graph structured data? an empirical evaluation and benchmarking. *arXiv preprint arXiv:2305.15066*.
- Jiayan Guo, Lun Du, Hengyu Liu, Mengyu Zhou, Xinyi He, and Shi Han. 2023b. [Gpt4graph: Can large language models understand graph structured data? an empirical evaluation and benchmarking](#).
- Aric Hagberg, Pieter Swart, and Daniel Chult. 2008. Exploring network structure, dynamics, and function using networkx.
- Will Hamilton, Zhitao Ying, and Jure Leskovec. 2017. Inductive representation learning on large graphs. *Advances in neural information processing systems*, 30.
- Kai Han, Yunhe Wang, Hanting Chen, Xinghao Chen, Jianyuan Guo, Zhenhua Liu, Yehui Tang, An Xiao, Chunjing Xu, Yixing Xu, Zhaohui Yang, Yiman Zhang, and Dacheng Tao. 2020. A survey on visual transformer. *ArXiv*, abs/2012.12556.
- Xiaoxin He, Xavier Bresson, Thomas Laurent, Adam Perold, Yann LeCun, and Bryan Hooi. 2023a. [Harnessing explanations: Llm-to-llm interpreter for enhanced text-attributed graph representation learning](#).
- Xiaoxin He, Xavier Bresson, Thomas Laurent, Adam Perold, Yann LeCun, and Bryan Hooi. 2023b. Harnessing explanations: Llm-to-llm interpreter for enhanced text-attributed graph representation learning. *arXiv preprint arXiv:2305.19523*.
- Weihua Hu, Matthias Fey, Marinka Zitnik, Yuxiao Dong, Hongyu Ren, Bowen Liu, Michele Catasta, and Jure Leskovec. 2020. Open graph benchmark: Datasets for machine learning on graphs. *Advances in neural information processing systems*, 33:22118–22133.
- Jin Huang, Xingjian Zhang, Qiaozhu Mei, and Jiaqi Ma. 2023a. [Can llms effectively leverage graph structural information: When and why](#).
- Jin Huang, Xingjian Zhang, Qiaozhu Mei, and Jiaqi Ma. 2023b. Can llms effectively leverage graph structural information: when and why. *arXiv preprint arXiv:2309.16595*.
- Ajay Jaiswal, Liyan Tang, Meheli Ghosh, Justin Rousseau, Yifan Peng, and Ying Ding. 2021. Radbert-cl: Factually-aware contrastive learning for radiology report classification. *Proceedings of machine learning research*, 158:196–208.
- Ajay Jaiswal, Peihao Wang, Tianlong Chen, Justin F Rousseau, Ying Ding, and Zhangyang Wang. 2022. Old can be gold: Better gradient flow can make vanilla-gcns great again. *arXiv preprint arXiv:2210.08122*.
- Thomas Kipf and Max Welling. 2017. Semi-supervised classification with graph convolutional networks. *ArXiv*, abs/1609.02907.
- Thomas N Kipf and Max Welling. 2016. Semi-supervised classification with graph convolutional networks. In *International Conference on Learning Representations*.
- Johannes Klicpera, Aleksandar Bojchevski, and Stephan Günnemann. 2019. Predict then propagate: Graph neural networks meet personalized pagerank. In *ICLR*.
- Tianhao Li, Sandesh Shetty, Advait Kamath, Ajay Jaiswal, Xianqian Jiang, Ying Ding, and Yejin Kim. 2023. Cancergpt: Few-shot drug pair synergy prediction using large pre-trained language models. *arXiv preprint arXiv:2304.10946*.

- Hao Liu, Jiarui Feng, Lecheng Kong, Ningyue Liang, Dacheng Tao, Yixin Chen, and Muhan Zhang. 2023a. [One for all: Towards training one graph model for all classification tasks](#).
- Nelson F. Liu, Kevin Lin, John Hewitt, Ashwin Paranjape, Michele Bevilacqua, Fabio Petroni, and Percy Liang. 2023b. [Lost in the middle: How language models use long contexts](#).
- Yinhan Liu, Myle Ott, Naman Goyal, Jingfei Du, Mandar Joshi, Danqi Chen, Omer Levy, Mike Lewis, Luke Zettlemoyer, and Veselin Stoyanov. 2019. Roberta: A robustly optimized bert pretraining approach. *arXiv preprint arXiv:1907.11692*.
- Zhiyuan Mao, Ajay Jaiswal, Zhangyang Wang, and Stanley H. Chan. 2022. Single frame atmospheric turbulence mitigation: A benchmark study and a new physics-inspired transformer model. *ArXiv, abs/2207.10040*.
- Niki Parmar, Ashish Vaswani, Jakob Uszkoreit, Lukasz Kaiser, Noam M. Shazeer, Alexander Ku, and Dustin Tran. 2018. Image transformer. In *ICML*.
- Ori Ram, Yoav Levine, Itay Dalmedigos, Dor Muhlgay, Amnon Shashua, Kevin Leyton-Brown, and Yoav Shoham. 2023. In-context retrieval-augmented language models. *arXiv preprint arXiv:2302.00083*.
- Nils Reimers and Iryna Gurevych. 2019. [Sentence-bert: Sentence embeddings using siamese bert-networks](#). In *Proceedings of the 2019 Conference on Empirical Methods in Natural Language Processing*. Association for Computational Linguistics.
- Alon Talmor, Jonathan Herzig, Nicholas Lourie, and Jonathan Berant. 2018. Commonsenseqa: A question answering challenge targeting commonsense knowledge. *arXiv preprint arXiv:1811.00937*.
- Jiabin Tang, Yuhao Yang, Wei Wei, Lei Shi, Lixin Su, Suqi Cheng, Dawei Yin, and Chao Huang. 2023a. [Graphgpt: Graph instruction tuning for large language models](#).
- Jiabin Tang, Yuhao Yang, Wei Wei, Lei Shi, Lixin Su, Suqi Cheng, Dawei Yin, and Chao Huang. 2023b. [Graphgpt: Graph instruction tuning for large language models](#). *arXiv preprint arXiv:2310.13023*.
- Kiran K Thekumparampil, Chong Wang, Sewoong Oh, and Li-Jia Li. 2018. Attention-based graph neural network for semi-supervised learning. *arXiv preprint arXiv:1803.03735*.
- Hugo Touvron, Matthieu Cord, Matthijs Douze, Francisco Massa, Alexandre Sablayrolles, and Hervé Jégou. 2021. Training data-efficient image transformers & distillation through attention. In *ICML*.
- Hugo Touvron, Thibaut Lavril, Gautier Izacard, Xavier Martinet, Marie-Anne Lachaux, Timothée Lacroix, Baptiste Rozière, Naman Goyal, Eric Hambro, Faisal Azhar, et al. 2023. Llama: Open and efficient foundation language models. *arXiv preprint arXiv:2302.13971*.
- Ashish Vaswani, Noam Shazeer, Niki Parmar, Jakob Uszkoreit, Llion Jones, Aidan N Gomez, Łukasz Kaiser, and Illia Polosukhin. 2017. Attention is all you need. *Advances in neural information processing systems*, 30.
- Petar Veličković, Guillem Cucurull, Arantxa Casanova, Adriana Romero, Pietro Lio, and Yoshua Bengio. 2017. Graph attention networks. *arXiv preprint arXiv:1710.10903*.
- Petar Veličković, Guillem Cucurull, Arantxa Casanova, Adriana Romero, Pietro Liò, and Yoshua Bengio. 2018. [Graph attention networks](#). In *International Conference on Learning Representations*.
- Alex Wang, Amanpreet Singh, Julian Michael, Felix Hill, Omer Levy, and Samuel R Bowman. 2018. Glue: A multi-task benchmark and analysis platform for natural language understanding. *arXiv preprint arXiv:1804.07461*.
- Jason Wei, Xuezhi Wang, Dale Schuurmans, Maarten Bosma, Ed Chi, Quoc Le, and Denny Zhou. 2022. Chain of thought prompting elicits reasoning in large language models. *arXiv preprint arXiv:2201.11903*.
- Felix Wu, Amauri Souza, Tianyi Zhang, Christopher Fifty, Tao Yu, and Kilian Weinberger. 2019. Simplifying graph convolutional networks. In *International conference on machine learning*, pages 6861–6871. PMLR.
- Qitian Wu, Wentao Zhao, Zenan Li, David P Wipf, and Junchi Yan. 2022. Nodeformer: A scalable graph structure learning transformer for node classification. *Advances in Neural Information Processing Systems*, 35:27387–27401.
- Keyulu Xu, Weihua Hu, Jure Leskovec, and Stefanie Jegelka. 2018a. How powerful are graph neural networks? *arXiv preprint arXiv:1810.00826*.
- Keyulu Xu, Chengtao Li, Yonglong Tian, Tomohiro Sonobe, Ken-ichi Kawarabayashi, and Stefanie Jegelka. 2018b. Representation learning on graphs with jumping knowledge networks. In *International Conference on Machine Learning*, pages 5453–5462. PMLR.
- Liqi Yang, Linhan Luo, Lifeng Xin, Xiaofeng Zhang, and Xinni Zhang. 2021. Dagnn: Demand-aware graph neural networks for session-based recommendation. *arXiv preprint arXiv:2105.14428*.
- Wei Yang, Yuqing Xie, Aileen Lin, Xingyu Li, Luchen Tan, Kun Xiong, Ming Li, and Jimmy Lin. 2019a. End-to-end open-domain question answering with bertserini. *arXiv preprint arXiv:1902.01718*.
- Zhilin Yang, William Cohen, and Ruslan Salakhudinov. 2016. Revisiting semi-supervised learning with graph embeddings. In *International conference on machine learning*, pages 40–48. PMLR.

- Zhilin Yang, Zihang Dai, Yiming Yang, Jaime Carbonell, Russ R Salakhutdinov, and Quoc V Le. 2019b. Xlnet: Generalized autoregressive pretraining for language understanding. *Advances in neural information processing systems*, 32.
- Ruosong Ye, Caiqi Zhang, Runhui Wang, Shuyuan Xu, and Yongfeng Zhang. 2023a. [Natural language is all a graph needs](#).
- Ruosong Ye, Caiqi Zhang, Runhui Wang, Shuyuan Xu, and Yongfeng Zhang. 2023b. Natural language is all a graph needs. *arXiv preprint arXiv:2308.07134*.
- Chengxuan Ying, Tianle Cai, Shengjie Luo, Shuxin Zheng, Guolin Ke, Di He, Yanming Shen, and Tie-Yan Liu. 2021. Do transformers really perform badly for graph representation? *Advances in Neural Information Processing Systems*, 34:28877–28888.
- Yuning You, Tianlong Chen, Zhangyang Wang, and Yang Shen. 2020. L2-gcn: Layer-wise and learned efficient training of graph convolutional networks. *2020 IEEE/CVF Conference on Computer Vision and Pattern Recognition (CVPR)*, pages 2124–2132.
- Jianxiang Yu, Yuxiang Ren, Chenghua Gong, Jiaqi Tan, Xiang Li, and Xuechang Zhang. 2023. [Empower text-attributed graphs learning with large language models \(llms\)](#).
- Seongjun Yun, Minbyul Jeong, Raehyun Kim, Jaewoo Kang, and Hyunwoo J Kim. 2019. Graph transformer networks. *Advances in neural information processing systems*, 32.
- Hanqing Zeng, Hongkuan Zhou, Ajitesh Srivastava, Rajgopal Kannan, and Viktor Prasanna. 2019. Graphsaint: Graph sampling based inductive learning method. *arXiv preprint arXiv:1907.04931*.
- Lianmin Zheng, Wei-Lin Chiang, Ying Sheng, Siyuan Zhuang, Zhanghao Wu, Yonghao Zhuang, Zi Lin, Zhuohan Li, Dacheng Li, Eric Xing, et al. 2023a. Judging llm-as-a-judge with mt-bench and chatbot arena. *arXiv preprint arXiv:2306.05685*.
- Minghang Zheng, Peng Gao, Renrui Zhang, Xiaogang Wang, Hongsheng Li, and Hao Dong. 2021. End-to-end object detection with adaptive clustering transformer. *ArXiv*, abs/2011.09315.
- Wenqing Zheng, SP Sharan, Ajay Kumar Jaiswal, Kevin Wang, Yihan Xi, Deji Xu, and Zhangyang Wang. 2023b. Outline, then details: Syntactically guided coarse-to-fine code generation. *arXiv preprint arXiv:2305.00909*.
- Jason Zhu, Yanling Cui, Yuming Liu, Hao Sun, Xue Li, Markus Pelger, Tianqi Yang, Liangjie Zhang, Ruofei Zhang, and Huasha Zhao. 2021. Textgnn: Improving text encoder via graph neural network in sponsored search. In *Proceedings of the Web Conference 2021*, pages 2848–2857.

## A Appendix

### A.1 Background Work

The recent surge of powerful LLMs has benefitted NLP and vision tasks (Ram et al., 2023; Li et al., 2023; Guo et al., 2022), and now they have caught the attention of the graph community. Recent studies (Ye et al., 2023b; Chen et al., 2023d; Tang et al., 2023b; Guo et al., 2023a; He et al., 2023b; Huang et al., 2023b) have explored the integration of LLMs with graph-structured data. Some have considered LLMs as enhancers for GNNs, such as extending node features with general knowledge (He et al., 2023b; Chen et al., 2023b). Note that without any careful consideration, these approaches are infeasible to scale to large-scale graphs with millions/billions of nodes. Furthermore, the inference will be dependent on computationally expensive LLMs.

Alternatively, other researchers have attempted to represent graph structures linguistically, then fine-tuning LLMs or employing them to directly address graph tasks (Huang et al., 2023b; Guo et al., 2023a). Translating graph structures into natural language is often cumbersome, and the resulting performance is not always optimal. In addition, fine-tuning can compromise the LLM’s inherent capabilities in other domains. GraphGPT (Tang et al., 2023b) proposes using a pre-trained graph transformer to encode graph structures and align this information with LLM inputs. However, finding a single graph model capable of uniformly encoding structures across various graphs remains challenging. Moreover, recent observations from (Liu et al., 2023b) found that LLM performance is often highest when relevant information occurs at the beginning or end of the input context, and significantly deteriorates when relevant information is in the middle of long contexts. Therefore, using natural language to describe the graph structure is not straightforward, as the order of nodes in the prompt will directly dictate the performance. Unlike prior works, this paper attempts to explore efficient ways in which LLMs can be incorporated during graph learning through GNNs, while at the same time providing the flexibility to remove LLMs during inference for practical adaptation. Our work makes use of open-source LLMs, unlike the expensive GPT-3.5/4, and found that a prudent selection of a subset of nodes can lead to superior performance rather than augmenting every single node.

### A.2 Additional Related Work

#### A.2.1 Graph Neural Networks

GNNs have long been at the forefront of graph machine learning. They are designed to transform input nodes into compact vector representations, suitable for subsequent classification tasks when paired with a classification head. A common strategy among many GNNs (Kipf and Welling, 2016; Veličković et al., 2018; Xu et al., 2018a), involves a layer-wise message-passing mechanism. This approach enables nodes to progressively aggregate and process information from their immediate neighbors, thereby embedding the nodes into lower-dimensional spaces. Concurrently, a growing body of research (Yun et al., 2019; Ying et al., 2021; Wu et al., 2022; Chen et al., 2022), has been exploring the integration of transformer-based encoders for graph data analysis, opening new avenues for enhancing GNN capabilities.

#### A.2.2 Large Language Models

Enormous increases in scale often permeate systems with unique new behavior. Transformers (Vaswani et al., 2017), swiftly after their introduction are scaling every day, dramatically improving the state-of-the-art performance on a wide array of real-world computer vision (Dosovitskiy et al., 2020; Han et al., 2020; Touvron et al., 2021; Mao et al., 2022; Zheng et al., 2021; Parmar et al., 2018), natural language processing (Yang et al., 2019b; Liu et al., 2019; Talmor et al., 2018; Jaiswal et al., 2021; Yang et al., 2019a; Wang et al., 2018; Ding et al., 2019; Chowdhery et al., 2022; Wei et al., 2022; Zheng et al., 2023b) applications and leaderboards. Modern LLMs demonstrate significantly augmented capabilities through a substantial increase in the number of parameters. These models can be broadly classified into two categories. The first category encompasses open-source LLMs that users can deploy locally, providing transparent access to model parameters and embeddings (Touvron et al., 2023). On the other hand, the second category involves LLMs deployed as services, where limitations are imposed on user interfaces. Consequently, users lack direct access to model parameters, embeddings, or logits in this scenario (Brown et al., 2020). We found it interesting that the true potential of open-source LLMs has not been fully explored to assist conventional GNNs and our work is one among few to investigate them.

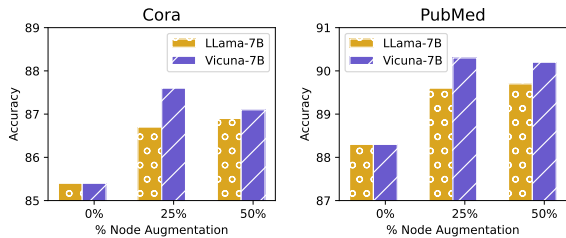


Figure 4: Performance comparison of the 2-layer E-LLaGNN framework trained using varying percentages of node augmentation with LLaMa-7b & Vicuna-7b on Cora & PubMed.

### A.2.3 Large Language Models for GNNs

Recently, Large Language Models (LLMs) have demonstrated extensive context-aware knowledge and advanced semantic comprehension capabilities. This has encouraged a deeper investigation into how LLMs can benefit the conventional Graph Neural Network (GNN) framework. Several studies (Ye et al., 2023b; Chen et al., 2023d; Tang et al., 2023b; Guo et al., 2023a; He et al., 2023b; Huang et al., 2023b) have explored the integration of LLMs with graph-structured data. Some have considered LLMs as enhancers for GNNs, using them to augment the textual attributes of graphs, such as extending node features with general knowledge extracted from LLMs (He et al., 2023b; Chen et al., 2023b). However, these approaches still predominantly rely on GNNs for prediction, limiting their generalizability. Alternatively, other researchers have attempted to represent graph structures linguistically, then finetuning LLMs or employing them to directly address graph tasks (Huang et al., 2023b; Guo et al., 2023a). Yet, translating graph structures into natural language is often cumbersome, and the resulting performance is not always optimal. While finetuning can enhance performance on graph tasks, it may compromise the LLM’s inherent capabilities in other areas. Recently, GraphGPT (Tang et al., 2023b) proposes using a pretrained graph transformer to encode graph structures and align this information with LLM inputs.

### A.3 Role of LLMs Selection for E-LLaGNN

On-demand LLM augmentation forms the core of the E-LLaGNN framework, giving it a unique ability for LLM-free inference. In this section, we explore how the choice of LLM can impact performance. We experimented with LLaMa-7B and Vicuna-7B, and used these pre-trained LLMs to augment various percentages of nodes during the E-LLaGNN training. Figure 4 illustrates the per-

formance of the 2-layer E-LLaGNN framework on Cora and PubMed. We observe that irrespective of LLM choice, there is a consistent benefit of carefully embedding LLMs with conventional GNNs. Moreover, our experiments show Vicuna-7B outperforming LLaMa-7B across both datasets.

### A.4 Dataset Details

Table 9 provided provides the detailed properties and download links for all adopted datasets. We adopt the following benchmark datasets since i) they are widely applied to develop and evaluate GNN models, especially for deep GNNs studied in this paper; ii) they contain diverse graphs from small-scale to large-scale or from homogeneous to heterogeneous; iii) they are collected from different applications including citation network, purchase network, etc.

## B Code adaptation URL for our baselines

Table 9: Graph datasets statistics and download links.

Dataset	Nodes	Edges	Classes	Download Links
Cora	2,708	5,429	7	<a href="https://github.com/kimiyoung/planetoid/raw/master/data">https://github.com/kimiyoung/planetoid/raw/master/data</a>
Citeseer	3,327	4,732	6	<a href="https://github.com/kimiyoung/planetoid/raw/master/data">https://github.com/kimiyoung/planetoid/raw/master/data</a>
PubMed	19,717	44,338	3	<a href="https://github.com/kimiyoung/planetoid/raw/master/data">https://github.com/kimiyoung/planetoid/raw/master/data</a>
ogbn-arxiv	169,343	1,166,243	40	<a href="https://ogb.stanford.edu/">https://ogb.stanford.edu/</a>
ogbn-products	2,449,029	61,859,140	47	<a href="https://ogb.stanford.edu/">https://ogb.stanford.edu/</a>

Table 10: Method and their official implementation used in our work.

Method	Download URL
JKNet(Xu et al., 2018b)	<a href="https://github.com/mori97/JKNet-dgl">https://github.com/mori97/JKNet-dgl</a>
DAGNN(Yang et al., 2021)	<a href="https://github.com/vthost/DAGNN">https://github.com/vthost/DAGNN</a>
APPNP(Klicpera et al., 2019)	<a href="https://github.com/gasteigerjo/ppnp">https://github.com/gasteigerjo/ppnp</a>
GCNII(Chen et al., 2020)	<a href="https://github.com/chennnM/GCNII">https://github.com/chennnM/GCNII</a>
SGC(Wu et al., 2019)	<a href="https://github.com/Tiiiger/SGC">https://github.com/Tiiiger/SGC</a>
ClusterGCN(Chiang et al., 2019)	<a href="https://github.com/benedekrozemberczki/ClusterGCN">https://github.com/benedekrozemberczki/ClusterGCN</a>
GraphSAINT(Zeng et al., 2019)	<a href="https://github.com/GraphSAINT/GraphSAINT">https://github.com/GraphSAINT/GraphSAINT</a>