

Coprime networks of the composite numbers: pseudo-randomness and synchronizability

Md Rahil Miraj^{a,c}, Dibakar Ghosh^b, Chittaranjan Hens^c

^a*Theoretical Statistics and Mathematics Unit, Indian Statistical Institute, 8th Mile, Mysore Rd, RVCE Post, Bengaluru, 560059, Karnataka, India*

^b*Physics and Applied Mathematics Unit, Indian Statistical Institute, 203 B.T. Road, Kolkata, 700108, West Bengal, India*

^c*Center for Computational Natural Science and Bioinformatics, International Institute of Informational Technology, Gachibowli, Hyderabad, 500032, Telengana, India*

In this paper, we propose a network whose nodes are labeled by the composite numbers and two nodes are connected by an undirected link if they are relatively prime to each other. As the size of the network increases, the network will be connected whenever the largest possible node index $n \geq 49$. To investigate how the nodes are connected, we analytically describe that the link density saturates to $6/\pi^2$, whereas the average degree increases linearly with slope $6/\pi^2$ with the size of the network. To investigate how the neighbors of the nodes are connected to each other, we find the shortest path length will be at most 3 for $49 \leq n \leq 288$ and it is at most 2 for $n \geq 289$. We also derive an analytic expression for the local clustering coefficients of the nodes, which quantifies how close the neighbors of a node to form a triangle. We also provide an expression for the number of r -length labeled cycles, which indicates the existence of a cycle of length at most $O(\log n)$. Finally, we show that this graph sequence is actually a sequence of weakly pseudo-random graphs. We numerically verify our observed analytical results. As a possible application, we have observed less synchronizability (the ratio of the largest and smallest positive eigenvalue of the Laplacian matrix is high) as compared to Erdős–Rényi random network and Barabási–Albert network. This unusual observation is consistent with the prolonged transient behaviors of ecological and predator-prey networks which can easily avoid the global synchronization.

Keywords: Prime and Composite Numbers, Network Science, Pseudo-random graph.

1. Introduction

The study of graphs with intricate connections between the items is known as a complex network [1, 2, 3, 4]. The field of network science examines a wider range of systems found in the real world [5, 6, 7, 8, 9, 10, 11, 12],[13]. For instance, the study of network science can be used to map out emerging behavior

Email addresses: rahilmiraj@gmail.com (Md Rahil Miraj), dibakar@isical.ac.in (Dibakar Ghosh), chittaranjanhens@gmail.com (Chittaranjan Hens)
URL: (Dibakar Ghosh)

in social networks [14], the proper functionality of the technological systems (such as the power grid) [15], the spreading mechanism of diseases among communities [16, 17], the stability of prey-predator systems [18], neuronal activities [19], signal propagation [20] and the interaction mechanism in subcellular systems [21].

The study of different mathematical properties of some sets of numbers is now frequently done using network science [22, 23]. Nodes from those sets are used to build the networks, which connect each pair of them by directed or undirected links whenever they fulfill a particular relation. Many such interesting networks have been found in the literature. For instance, divisibility networks of natural numbers following usual increasing sequential order [22] or by taking nodes from the Pascal matrix and constructing a divisibility network with those nodes [24] are recently developed. Also in [25], assuming that Goldbach conjecture is true, the authors have broken the even numbers by the sum of two primes and constructed a network of those prime numbers by connecting links between two primes depending on the corresponding even numbers. Sometimes, it is also possible to find analytic expressions of the measures like average degree, link density, clustering coefficients etc. and by constructing networks of different size one may check how fast it agrees with the theoretical results. In [22] the authors have shown numerically that the divisibility network of natural numbers follows a scale-free degree distribution. They have shown analytically that the global clustering coefficient of this network decays to zero whereas the average degree increases logarithmically as the size of the network increases.

A random graph of n vertices is a graph, whose edges between two vertices are drawn randomly. On the other hand, a pseudo random graph is a graph that behaves like a random graph of same number of vertices and same edge density with a high probability. In order to give a quantitative measure, Andrew Thomason first introduced the notion of (p, α) -jumbled graph in 1987 [26]. He defined a graph $G = (V, E)$ is said to be (p, α) -jumbled graph for real numbers p and α with $0 < p < 1 \leq \alpha$, if for every induced subgraph H of G , we get

$$\left| E(H) - p \binom{|H|}{2} \right| \leq \alpha |H|.$$

A $(p, O(\sqrt{np}))$ -jumbled graph is one of the best possible pseudo-random graph, as Erdős-Rényi random graph $G(n, p)$ is almost surely $(p, O(\sqrt{np}))$ -jumbled [27].

Since, the largest eigenvalue of the adjacency matrix of a d -regular graph is d , Alon [27, 28, 29] defined by (n, d, λ) -graph, a d -regular graph of n vertices and eigenvalues $d = \lambda_1 > \lambda_2 \geq \dots \geq \lambda_n$ such that $|\lambda_i| \leq \lambda$ for all $i = 2, 3, \dots, n$. It has been shown that (n, d, λ) -graph with λ much smaller than d have certain pseudo-random properties [28, 29, 30]. And it has also been found in literature that a (n, d, λ) -graph is $(d/n, \lambda)$ -jumbled [27]. Apart from the pseudo-random graphs of the type (p, α) -jumbled graphs, in general, in a pseudo-random graph G with any red/blue-coloring of edges such that the proportion of red colored edges is r , it has been found that there exists a Hamiltonian cycle having the proportion of red edges is close to r [31]. Pancyclicity, i.e, the existence of cycles of all possible lengths in pseudo-random graphs has also been explored in literature [32].

By slightly relaxing the conditions of (p, α) -jumbled graph, we define a sequence of graphs $\{G_n\}$ to be weakly pseudo-random [27] if for all subsets

$U \subseteq V(G_n)$, we have

$$\left| E(U) - p \binom{|U|}{2} \right| = o(pn^2),$$

where $p = p(n)$ is a parameter, which is typically the edge density of graphs in the sequence. Chung, Graham and Wilson first defined such a graph with $p = 1/2$ and named quasi-random graphs [33] in 1989 and also provided several equivalent statements, which are actually same as above.

In this study, we construct a network with composite numbers as nodes and if two of them are relatively prime to one another, we connect them with an undirected link. In this case, we are looking for answers to certain pertinent concerns about the structural characteristics of graphs from the standpoint of graph theory. For instance, how the nodes are linked together and how many nearby nodes may a node have? We also look for the diameter of the graph and try to understand how the average shortest path length or the diameter of the graph depend on the size of the network. We also want to know how a node's neighbors are connected between themselves. This property is measured by the local clustering coefficient of a node, which is defined as the proportion of the number of neighbors of a node being connected to each other to $\binom{d}{2}$, where d is the degree of that node [34](sec-2.10).

On the other hand, we revisit the old question of composite number theory: what is the probability that two randomly chosen composite numbers to be coprime to each other, which will be answered in the subsequent sections by analytically calculating the average degree to be $\frac{6n}{\pi^2}$ and link density $\frac{6}{\pi^2}$. Also the existence of labeled cycles of a given length is another question that one may ask. Here we not only have shown the existence of such a labeled cycle of some given length but also calculate an expression for it, which gives us a glimpse of the existence of a cycle of length at most $O(\log n)$ for large n . Therefore the emergence of such dense graph motivates us to identify or categorize the structural pattern of the graph, which type of graph it is. So, to answer this question, we are able to show that the graph sequence namely coprime networks of composite numbers are actually weakly pseudo-random with $p = \frac{6}{\pi^2}$. As an application we have studied the eigenvalues of the Laplacian matrix of the constructed network and infer that the synchronizability in the coprime network of composite numbers is quite less as compared to Erdős-Rényi random network and Barabási-Albert network [5, 35, 36, 37, 38]. This less synchronizability is noticed in ecological and predator-prey networks. Synchronization is a natural phenomenon that is mostly observed in a population of dynamically interacting elements. Synchronization processes play a very important role in many different contexts such as biology, ecology, climatology, sociology, technology [39, 38]. It can be seen when oscillating elements are constrained to interact in a complex network topology[5]. Note that, two aspects in particular affect the network synchronizability entirely: the first is the synchronized region associated with the node dynamics and the second has to do with the eigenvalues of the network structural matrix. In [40], the authors demonstrated that explosive synchronization occurs at all even dimensions when Kuramoto oscillators are used in higher dimensions. In this paper, we have significantly used the eigenvalues of the Laplacian matrix of our constructed network to infer about the synchronizability.

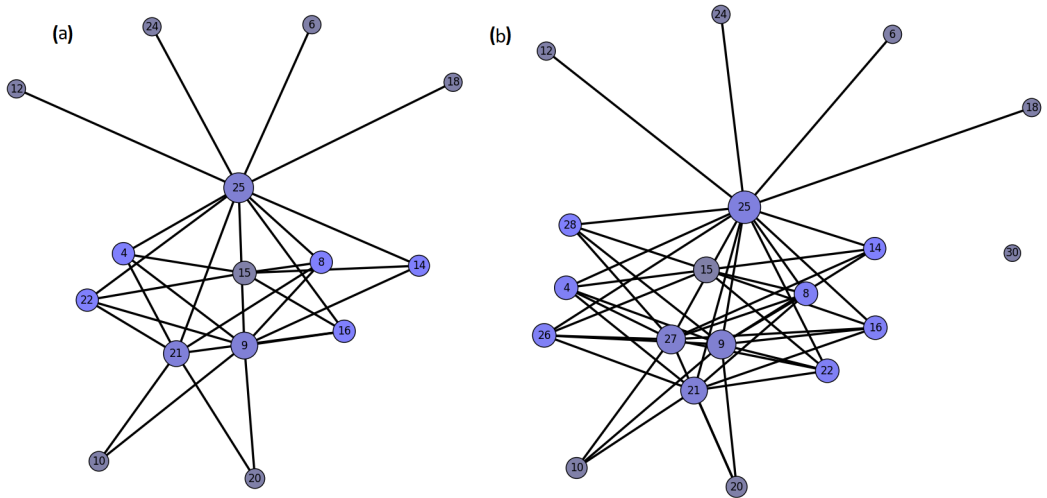


Figure 1: **Coprime networks of composite numbers:** (a) $n = 25$, (b) $n = 30$. Here, the size of each node is proportional to its degree and the color of each node is given according to its clustering coefficient with lighter blue nodes as nodes with higher value of local clustering. For $n = 30$, the network is disconnected. Later we will show that the constructed network will be connected if $n \geq 49$.

2. Construction of the Network

To construct the proposed network, we chose the composite numbers less than or equal to n as nodes and connect two of them by an undirected edge if they are coprime to each other, i.e., for $u, v \in \mathbf{V}$, $u \sim v$, if and only if $\gcd(u, v) = 1$, where \mathbf{V} is the set of nodes, i.e., the set of composite numbers less than or equal to n . Since, we have a natural ordering in the composite numbers, so at each step we include the next composite number as a new node which is greater than the largest node in the existing network and connect it to those nodes which are coprime to it. Thus we construct the network in a growing manner. In the constructed network, we have an identity of each node as a composite number and we can study different properties of the network as a function of the node index. This is not possible with other networks, where there is no specific node index.

3. Properties of the Network

Now, we see the schematic representation of the networks for $n = 25$ and $n = 30$. In this section, we prove a few important properties of the constructed network. First we are eager to look analytically what is the least composite number after which we get a connected network always. In the next theorem, we will show that the occurrence of isolated node is not random, rather as we increase n , after a certain point we will never have an isolated node.

Theorem 1. *There doesn't exist any isolated node in the network constructed as above with largest possible node index $n \geq 49$.*

Proof. We can see that if there is no composite number up to n that is coprime to some composite number k , then the node k will be isolated in that graph. If $k = p_1^{a_1} p_2^{a_2} \cdots p_r^{a_r}$, where p_i 's are distinct primes such that $p_1 = 2$, $p_2 = 3$ and so on and a_i 's are non-negative integers, except $a_r \neq 0$. Now if some a_i is 0, then k will be connected to p_i^2 , so it will be enough to take $a_i = 1$ for all $i = 1, 2, \dots, r$. Then the least node greater than k that will be connected to k is the square of the least prime number $p \neq p_i$ for $i = 1, 2, \dots, r$, i.e., for $k = p_1 p_2 \cdots p_r$, the smallest node that will be connected to k is p_{r+1}^2 , but if $p_{r+1}^2 > n$, then k will be isolated.

So, for some n , if $p_{r+1}^2 < p_1 p_2 \cdots p_r = k_n \leq n$, but $p_1 p_2 \cdots p_{r+1} > n$, then if $p_1 p_2 \cdots p_r p_{r+1} > n + 1$, we will get $k_{n+1} = k_n = p_1 p_2 \cdots p_r$, which will be connected to p_{r+1}^2 and if $p_1 p_2 \cdots p_r p_{r+1} = n + 1$, then by Lemma 5 in the appendix with $t = 2$ and $s = r$, we get $n + 1 = k_{n+1} = p_1 p_2 \cdots p_r p_{r+1} > p_{r+2}^2$. So, k_{n+1} will be connected to p_{r+2}^2 for the latter case.

But the smallest r satisfying $p_1 p_2 \cdots p_r > p_{r+1}^2$ is $r = 4$. So, by induction, we can conclude that we will always have $p_1 p_2 \cdots p_r > p_{r+1}^2$ for $r \geq 4$. Thus, for $n \geq p_4^2 = 7^2 = 49$, there will be no isolated point. \square

Now, we can see that in a particular network with largest possible node index n , the total number of nodes is the total number of composite numbers less than or equal to n .

Theorem 2. *The number of nodes in the proposed network with largest possible node index n is $N(n) = (n - \pi(n) - 1)$, where $\pi(n)$ is the total number of primes less than or equal to n .*

Now, we will calculate the total number of edges of a network with greatest possible node index n .

Theorem 3. *The number of edges in a particular network with largest possible node index n is*

$$E(n) = \frac{3}{\pi^2} n^2 + n \log \log n - n\pi(n) + \frac{\pi(n)(\pi(n) + 1)}{2} + O(n \log n).$$

Proof. If we add nodes by increasing order starting from 4 and connect them by edges accordingly at each step, the number of new added edges after adding the k^{th} node is

$$E(k) - E(k-1) = \begin{cases} \phi(k) - \pi(k) + w(k) - 1, & \text{if } k \text{ is composite} \\ 0, & \text{otherwise,} \end{cases}$$

where $\phi(k)$ is the total number of positive integers less than k which are coprime to k [41] and $w(k)$ is the total number of distinct prime factors of k .

Therefore, the telescoping sum gives

$$E(n) - E(1) = \sum_{\substack{k=2 \\ k \text{ composite}}}^n \left[\phi(k) - \pi(k) + w(k) - 1 \right]$$

gives,

$$E(n) = \sum_{\substack{k=2 \\ k \neq p}}^n \left[\phi(k) - \pi(k) + w(k) - 1 \right], \quad (1)$$

as $E(1) = 0$, where p is prime number.

We can write it as,

$$\begin{aligned} E(n) &= \sum_{k=2}^n [\phi(k) - \pi(k) + w(k) - 1] - \sum_{p \leq n} [\phi(p) - \pi(p) + w(p) - 1] \\ &= \sum_{k=2}^n [\phi(k) - \pi(k) + w(k) - 1] - \sum_{i=1}^m [\phi(p_i) - \pi(p_i)], \end{aligned}$$

where $m = \pi(n)$ and $w(p_i) = 1$ for all $i = 1, 2, \dots, m$, where p_i is the i -th prime.

$$\begin{aligned} &= \sum_{k=2}^n [\phi(k) - \pi(k) + w(k) - 1] - \sum_{i=1}^m [(p_i - 1) - (i - 1)] \\ &= \sum_{k=2}^n [\phi(k) - \pi(k) + w(k) - 1] - \sum_{i=1}^m (p_i - i). \end{aligned}$$

Therefore,

$$E(n) = \sum_{k=2}^n \phi(k) - \sum_{k=2}^n \pi(k) + \sum_{k=2}^n w(k) - (n-1) - \sum_{i=1}^m p_i + \frac{m(m+1)}{2}. \quad (2)$$

Now, using Lemmas 1, 2, 4 in the appendix and from (2), we get

$$\begin{aligned} E(n) &= \left[\frac{3}{\pi^2} n^2 + O(n \log n) \right] - \left[mn - \sum_{i=1}^m p_i \right] + \left[n \log \log n + B_1 n + O(n) \right] - (n-1) - \sum_{i=1}^m p_i + \frac{m(m+1)}{2} \\ &= \frac{3}{\pi^2} n^2 + n \log \log n - nm + \frac{m(m+1)}{2} + O(n \log n). \end{aligned}$$

□

As we add all the composite numbers up to the natural number n in the graph one by one as the nodes and at each step we join any two of them by undirected links if they are relatively prime, we get the desired network for some given n . Then, a node k will be connected to all the composite numbers less than or equal to n which are coprime to it and that is the degree of k .

Theorem 4. *In the proposed network with largest possible node index n :*

- i. *The degree of a node k , $d_k = \phi(n, k) - \pi(n) + w(k) - 1$, where $\phi(n, k)$ is the total number of positive integers less than or equal to n which are coprime to k .*
- ii. *The average degree of the nodes, $\overline{d(n)} = \frac{6}{\pi^2} n + O\left(\frac{n}{(\log n)^2}\right)$, i.e., $\overline{d(n)} \sim \frac{6}{\pi^2} n$.*
- iii. *The maximum degree of a node k is $\Delta \leq n - \sqrt{n} - \frac{n}{\log n}$.*
- iv. *The codegree, i.e., the number of common neighbors between two nodes k and l is $\text{codeg}(k, l) = \phi(n, kl) - \pi(n) + w(kl) - 1$.*

Proof.

i. We have

$$d_k = \sum_{\substack{i=2 \\ i \neq \text{prime} \\ (i,k)=1}}^n \mathbf{1} = \sum_{\substack{i=2 \\ (i,k)=1}}^n \mathbf{1} - \sum_{\substack{p \leq n \\ p|k}} \mathbf{1} = \phi(n, k) - \pi(n) + w(k) - 1.$$

ii. Now,

$$\begin{aligned}
\overline{d(n)} &= \frac{1}{n - \pi(n) - 1} \sum_{k \in \mathbf{V}} d_k = \frac{2E(n)}{n - \pi(n) - 1} \\
&= \frac{2 \left[\frac{3}{\pi^2} n^2 + n \log \log n - n\pi(n) + \frac{\pi(n)(\pi(n)+1)}{2} + O(n \log n) \right]}{n - \pi(n) - 1} \\
&\sim \frac{2 \left[\frac{3}{\pi^2} n^2 + n \log \log n - \frac{n^2}{\log n} + \frac{n}{2 \log n} \left(\frac{n}{\log n} + 1 \right) + O(n \log n) \right]}{n - \frac{n}{\log n} - 1} \\
&= \frac{2 \left[\frac{3}{\pi^2} n + \log \log n - \frac{n}{\log n} + \frac{n}{2(\log n)^2} + \frac{1}{2 \log n} + O(\log n) \right]}{1 - \frac{1}{\log n} - \frac{1}{n}} \\
&= \frac{6}{\pi^2} n + O\left(\frac{n}{(\log n)^2}\right).
\end{aligned}$$

Therefore, $\overline{d(n)} \sim \frac{6}{\pi^2} n$.

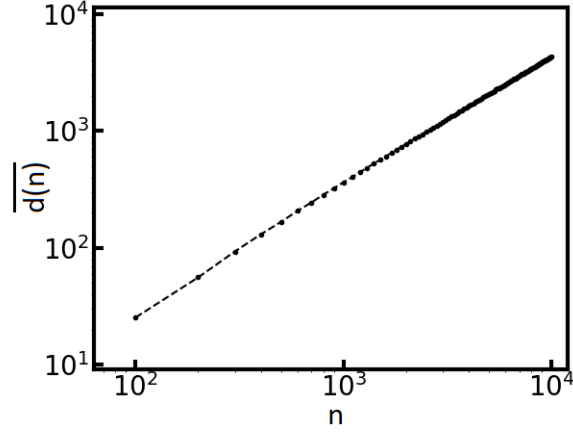


Figure 2: The average degree $\overline{d(n)}$ is plotted by changing the highest possible node index n . Here the average degree increases monotonically by adding the nodes. The data has been plotted using log-log scale. The scaling exponent is 1.

Theoretical result suggests that for large n , the mean degree scales with n^α , where $\alpha = 1$, and the proportionality factor is around $0.6079(\frac{6}{\pi^2})$. The data is plotted in Fig.2 with black dots. The data is plotted in log-log scale. Note that, for computational limitation, we have varied network size from 10 to 10^4 . However, the theoretical line fits very well with the numerical data.

Clearly, the network is highly dense, and the prefactor suggests that each node is connected with almost 60.79% nodes of the graph, which further signify that for a given n , we can say that the probability of a pair of composite numbers to be coprime is ~ 0.6079 .

iii. Now, let $r \geq 1$ be such that we have $p_r^2 \leq n < p_{r+1}^2$. Then we can see that p_r^2 will have the maximum degree. So,

$$\Delta = d_{p_r^2} = \phi(n, p_r^2) - \pi(n) + w(p_r^2) - 1 = \phi(n, p_r) - \pi(n) = n - \left\lfloor \frac{n}{p_r} \right\rfloor - \pi(n) \leq n - \lfloor \sqrt{n} \rfloor - \pi(n),$$

since, $p_r^2 \leq n$. Therefore,

$$\Delta \sim n - \sqrt{n} - \frac{n}{\log n}.$$

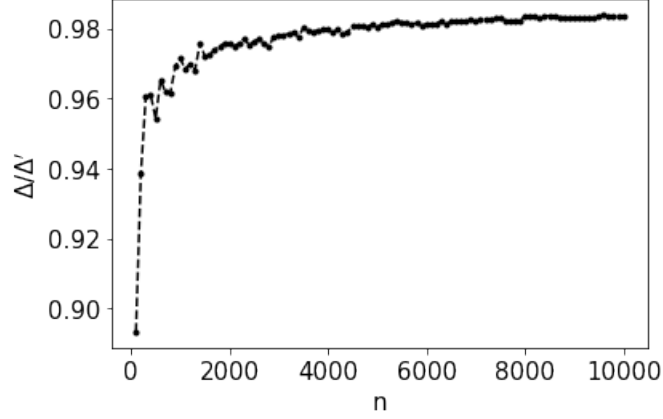


Figure 3: The ratio of the computed and theoretical max degree(Δ/Δ') is plotted by changing the highest possible node index n . The ratio getting closer to 1 indicates the accuracy of the theoretical maximum of the degree.

iv. Again, we have

$$\text{codeg}(k, l) = \sum_{\substack{i=2 \\ i \neq \text{prime} \\ (i,k)=1 \\ (i,l)=1}}^n \mathbf{1} = \sum_{\substack{i=2 \\ i \neq \text{prime} \\ (i,kl)=1}}^n \mathbf{1} = \sum_{\substack{i=2 \\ (i,kl)=1}}^n \mathbf{1} - \sum_{\substack{p \leq n \\ p \nmid kl}}^n \mathbf{1} = \phi(n, kl) - \pi(n) + w(kl) - 1.$$

□

Theorem 5. *The link density in the proposed network with largest possible node index n is*

$$l(n) = \frac{6}{\pi^2} + O\left(\frac{\log n}{n}\right), \quad \text{i.e., } l(n) \sim \frac{6}{\pi^2}.$$

Proof.

$$\begin{aligned}
l(n) &= \frac{E(n)}{\binom{N(n)}{2}} = \frac{2E(n)}{(n - \pi(n) - 1)(n - \pi(n) - 2)} \\
&= \frac{2 \left[\frac{3}{\pi^2} n^2 + n \log \log n - n\pi(n) + \frac{\pi(n)(\pi(n)+1)}{2} + O(n \log n) \right]}{(n - \pi(n) - 1)(n - \pi(n) - 2)} \\
&\sim \frac{2 \left[\frac{3}{\pi^2} n^2 + n \log \log n - \frac{n^2}{\log n} + \frac{n}{2 \log n} \left(\frac{n}{\log n} + 1 \right) + O(n \log n) \right]}{\left(n - \frac{n}{\log n} - 1 \right) \left(n - \frac{n}{\log n} - 2 \right)} \\
&= \frac{2 \left[\frac{3}{\pi^2} + \frac{\log \log n}{n} - \frac{1}{\log n} + \frac{1}{2 \log n} \left(\frac{1}{\log n} + \frac{1}{n} \right) + O\left(\frac{\log n}{n}\right) \right]}{\left(1 - \frac{1}{\log n} - \frac{1}{n} \right) \left(1 - \frac{1}{\log n} - \frac{2}{n} \right)} \\
&= \frac{6}{\pi^2} + O\left(\frac{\log n}{n}\right)
\end{aligned}$$

Therefore, $l(n) \sim \frac{6}{\pi^2}$. □

Theorem 6. *The shortest path length between two nodes in the proposed network with largest possible node index n will be at most 3 for $n \geq 49$ and it will be at most 2 for $n \geq 289$.*

Proof. For $n \geq 49$, the graph will be connected from Theorem 1. Now, take two nodes $k = p_1^{a_1} p_2^{a_2} \dots p_r^{a_r}$ and $l = p_1^{b_1} p_2^{b_2} \dots p_s^{b_s}$, assuming $r \leq s$, with $p_1 = 2$, $p_2 = 3$ and so on. If $\gcd(k, l) = 1$, then they will be connected. If $\gcd(k, l) \neq 1$ and $p_{s+1}^2 \leq n$ then both k and l will be connected to p_{s+1}^2 , so the shortest path length will be 2.

If $\gcd(k, l) \neq 1$ and $p_{s+1}^2 > n$, then one of the b_j 's must be 0 for $1 \leq j \leq s-1$, otherwise it will contradict Theorem 1. If $r = s$, then one of the a_i 's will also be 0 for $1 \leq i \leq r-1$ as before, then $k - p_i^2 - p_j^2 - l$ will be the shortest path from k to l of length 3 (or of length 2 if $i = j$) and if $r < s$, then $k - p_t^2 - p_j^2 - l$ will be the shortest path from k to l of length 3, where $r+1 \leq t \leq s$ and $t \neq j$ (or, again of length 2 if $t = j$).

Now, for $n \geq 289$, it is enough to show that if k_n and l_n be two nodes as before such that we will always have $p_{s+1}^2 \leq n$ when $\gcd(k_n, l_n) \neq 1$. Now, in order to maximize s , we will consider $k_n = p_1 p_2 \dots p_r$ and $l_n = p_1 p_{r+1} \dots p_s$, with $s \geq r+1$, such that $k_n, l_n \leq n$, but $p_1 p_2 \dots p_r p_{r+1} > n$ and $p_1 p_{r+1} \dots p_s p_{s+1} > n$, since if we take $l_n = p_1 p_t \dots p_s$, for $t \geq r+2$, then k_n and l_n will be connected to p_{r+1}^2 . Let for some $r, s \geq 2$, if $n \geq p_{s+1}^2$, then to get an induction argument, if $n+1$ is composite, adding $(n+1)^{th}$ node to the graph, we get two possibilities:

Case-1: Suppose that, $k_{n+1} = k_n = p_1 p_2 \dots p_r$, i.e., if $p_1 p_2 \dots p_r p_{r+1} > n+1$, then if $p_1 p_{r+1} \dots p_s p_{s+1} > n+1$, we will have $l_{n+1} = l_n = p_1 p_{r+1} \dots p_s$ then from our assumption, we already have $p_{s+1}^2 < n+1$, so both k_{n+1} and l_{n+1} will be connected to p_{s+1}^2 . And if $p_1 p_{r+1} \dots p_s p_{s+1} = l_{n+1} \leq n+1$, then since $p_1 p_{r+1} \dots p_s p_{s+1} > n$ from our assumption, we get $p_1 p_{r+1} \dots p_s p_{s+1} = n+1$. So, using Lemma 6 in the appendix, for $s \geq r+2$, we get

$$n + 1 = p_1 p_{r+1} \dots p_s p_{s+1} \geq p_1 p_{s-1} p_s p_{s+1} > p_{s+2}^2.$$

Now, for $s = r + 1$,

$$n + 1 > p_1 p_2 \cdots p_r = p_1 p_2 \cdots p_{s-1} > p_{s+2}^2,$$

if $s \geq 6$ from Lemma 7 in the Appendix. So k_{n+1} and l_{n+1} both will be connected to p_{s+2}^2 .

Case-2: In this case, suppose $k_{n+1} \neq k_n$, i.e., if $p_1 p_2 \cdots p_r p_{r+1} \leq n + 1$, then since $p_1 p_2 \cdots p_r p_{r+1} > n$ from our assumption, we get $k_{n+1} = p_1 p_2 \cdots p_r p_{r+1} = n + 1$. Now, if $l_{n+1} = p_1 p_{r+2} \cdots p_s$, then we already have $p_{s+1}^2 \leq n < n + 1$ from our assumption, so both k_{n+1} and l_{n+1} will be connected to p_{s+1}^2 . If $l_{n+1} = p_1 p_{r+2} \cdots p_s p_{s+1}$, then using Lemma 6 in the appendix, for $s \geq r + 3$, we get

$$n + 1 > l_{n+1} = p_1 p_{r+2} \cdots p_s p_{s+1} \geq p_1 p_{s-1} p_s p_{s+1} > p_{s+2}^2.$$

If $s = r + 1$, then

$$n + 1 = p_1 p_2 \cdots p_r p_{r+1} = p_1 p_2 \cdots p_{s-1} p_s > p_1 p_2 \cdots p_{s-1} > p_{s+2}^2,$$

for $s \geq 6$ from Lemma 7 in the appendix (actually $s \geq 5$ is enough for this case).

And if $s = r + 2$, then

$$n + 1 = p_1 p_2 \cdots p_r p_{r+1} = p_1 p_2 \cdots p_{s-1} > p_{s+2}^2,$$

for $s \geq 6$ from Lemma 7 in the appendix, so both k_{n+1} and l_{n+1} will be connected to p_{s+2}^2 . And if $l' = p_1 p_{r+2} \cdots p_t$, where $t \geq s + 2$, then

$$l' = p_1 p_{r+2} \cdots p_t \geq p_1 p_{r+2} \cdots p_{s+1} p_{s+2} > p_1 p_{r+1} \cdots p_{s+1} \geq n + 1,$$

since $p_1 p_{r+1} \cdots p_{s+1} > n$ from our assumption. So, l' will not be included to the graph for this case.

So, from both the cases we get $s \geq 6$. Hence, for $n \geq p_7^2 = 289$ the shortest path length will be at most 2. □

Theorem 7. *The number of r -length labeled cycles, for $r \geq 4$, in the proposed network with largest possible node index n is*

$$C_n(r) \leq \left(\frac{6n}{\pi^2} \right)^r + O(n^{r-1} \log^{r-1} n).$$

Proof. We try to count how many r -length labeled cycles are there in a coprime network of composite numbers with largest possible node index n . We can see that

$$C_n(r) = \sum_{\substack{2 \leq a_1, a_2, \dots, a_r \leq n \\ a_i \neq \text{prime} \\ a_i \neq a_j, i \neq j \\ (a_i, a_{i+1})=1 \\ (a_1, a_r)=1}} \mathbf{1} \leq \sum_{\substack{1 \leq a_1, a_2, \dots, a_r \leq n \\ (a_i, a_j)=1, \\ i \neq j}} \mathbf{1}$$

L. Tóth [42] showed that

$$\sum_{\substack{1 \leq a_1, \dots, a_r \leq n \\ (a_i, a_j)=1, i \neq j \\ (a_i, k)=1}} \mathbf{1} = A_r f_r(k) n^r + O(\theta(k) n^{r-1} \log^{r-1} n), \quad (3)$$

where

$$A_r = \prod_p \left(1 - \frac{1}{p}\right)^{r-1} \left(1 + \frac{r-1}{p}\right),$$

$$f_r(k) = \prod_{p|k} \left(1 - \frac{r}{p+r-1}\right),$$

and $\theta(k)$ is the number of square-free divisors of k .

If the prime factorization of k is $k = p_1^{\alpha_1} p_2^{\alpha_2} \cdots p_s^{\alpha_s}$, where $s = w(k)$, then

$$\theta(k) = \sum_{i=0}^s \binom{s}{i} = 2^s = 2^{w(k)}.$$

Therefore, using this result with $k = 1$ and from Lemma 8 in the appendix, we get

$$\begin{aligned} \sum_{\substack{1 \leq a_1, a_2, \dots, a_r \leq n \\ (a_i, a_j) = 1, \\ i \neq j}} \mathbf{1} &= n^r \prod_p \left(1 - \frac{1}{p}\right)^{r-1} \left(1 + \frac{r-1}{p}\right) + O(n^{r-1} \log^{r-1} n) \\ &\leq n^r \prod_p \left(1 - \frac{1}{p^2}\right)^r + O(n^{r-1} \log^{r-1} n) \\ &= n^r \left(\frac{1}{\zeta(2)}\right)^r + O(n^{r-1} \log^{r-1} n) \\ &= \left(\frac{6n}{\pi^2}\right)^r + O(n^{r-1} \log^{r-1} n). \end{aligned}$$

Therefore, we get $C_n(r) \leq \left(\frac{6n}{\pi^2}\right)^r + O(n^{r-1} \log^{r-1} n)$. □

Theorem 8. *The local clustering coefficient of a node k in the proposed network with largest possible node index n is*

$$c(k) \sim \frac{6}{\pi^2} \prod_{p|k} \left(\frac{p^2}{p^2-1}\right)$$

Proof. In order to find the local clustering coefficient of a node k , first we have to calculate the total number of triangles $T_n(k)$ which has k as one of the vertices. So,

$$T_n(k) = \frac{1}{2} \sum_{\substack{2 \leq i, j \leq n \\ i, j \neq \text{prime} \\ (i, k) = 1 \\ (j, k) = 1 \\ (i, j) = 1}} \mathbf{1}.$$

Now,

$$\sum_{\substack{2 \leq i, j \leq n \\ i, j \neq \text{prime} \\ (i, k)=1 \\ (j, k)=1 \\ (i, j)=1}} \mathbf{1} = \sum_{\substack{1 \leq i, j \leq n \\ (i, k)=1 \\ (j, k)=1 \\ (i, j)=1}} \mathbf{1} - 2 \sum_{\substack{i=1 \\ (i, k)=1}}^n \sum_{\substack{p \leq n \\ p \nmid i \\ p \nmid k}} \mathbf{1} + \sum_{\substack{p \leq n \\ p \nmid k}} \sum_{\substack{q \leq n \\ q \nmid i \\ q \neq p}} \mathbf{1} - 2 \sum_{\substack{i=1 \\ (i, k)=1}}^n \mathbf{1} + 2 \sum_{\substack{p \leq n \\ p \nmid k}} \mathbf{1} + 1. \quad (4)$$

We can find the closed expressions for all the sums easily except the first one, say S_1 . So we get

$$\sum_{\substack{2 \leq i, j \leq n \\ i, j \neq \text{prime} \\ (i, k)=1 \\ (j, k)=1 \\ (i, j)=1}} \mathbf{1} = \sum_{\substack{1 \leq i, j \leq n \\ (i, k)=1 \\ (j, k)=1 \\ (i, j)=1}} \mathbf{1} + 2 \sum_{\substack{i=1 \\ (i, k)=1}}^n w(i) - [\pi(n) - w(k)] [2\phi(n, k) - \pi(n) + w(k) - 1] - 2\phi(n, k) + 1. \quad (5)$$

We can see that S_1 is the $r = 2$ case of (3). Since,

$$A_2 = \prod_p \left(1 - \frac{1}{p}\right) \left(1 + \frac{1}{p}\right) = \prod_p \left(1 - \frac{1}{p^2}\right) = \frac{1}{\zeta(2)} = \frac{6}{\pi^2},$$

$$f_2(k) = \prod_{p|k} \left(1 - \frac{2}{p+1}\right) = \prod_{p|k} \left(\frac{p-1}{p+1}\right),$$

So, we get

$$S_1 = \frac{6}{\pi^2} \prod_{p|k} \left(\frac{p-1}{p+1}\right) n^2 + O(2^{w(k)} n \log n).$$

Therefore,

$$\begin{aligned} T_n(k) = \frac{1}{2} \left[\frac{6}{\pi^2} \prod_{p|k} \left(\frac{p-1}{p+1}\right) n^2 - [\pi(n) - w(k)] [2\phi(n, k) - \pi(n) + w(k) - 1] \right. \\ \left. + 2 \sum_{\substack{i=1 \\ (i, k)=1}}^n w(i) - 2\phi(n, k) + O(2^{w(k)} n \log n) \right]. \quad (6) \end{aligned}$$

So, the local clustering coefficient of node k ,

$$c(k) = \frac{T_n(k)}{\binom{d_k}{2}}. \quad (7)$$

Now,

$$T_n(k) \sim \frac{1}{2} \left[\frac{6}{\pi^2} \prod_{p|k} \left(\frac{p-1}{p+1}\right) n^2 - \left[\frac{n}{\log n} - w(k) \right] \left[\frac{2n\phi(k)}{k} - \frac{n}{\log n} + w(k) - 1 \right] + O(2^{w(k)} n \log n) \right],$$

and

$$\begin{aligned} \binom{d_k}{2} &= \frac{(\phi(n, k) - \pi(n) + w(k) - 1)(\phi(n, k) - \pi(n) + w(k) - 2)}{2} \\ &\sim \frac{(\frac{n\phi(k)}{k} - \frac{n}{\log n} + w(k) - 1)(\frac{n\phi(k)}{k} - \frac{n}{\log n} + w(k) - 2)}{2}. \end{aligned}$$

Therefore,

$$\begin{aligned} c(k) &\sim \frac{\left[\frac{6}{\pi^2} \prod_{p|k} \binom{p-1}{p+1} n^2 - \left[\frac{n}{\log n} - w(k) \right] \left[\frac{2n\phi(k)}{k} - \frac{n}{\log n} + w(k) - 1 \right] + O(2^{w(k)} n \log n) \right]}{\left(\frac{n\phi(k)}{k} - \frac{n}{\log n} + w(k) - 1 \right) \left(\frac{n\phi(k)}{k} - \frac{n}{\log n} + w(k) - 2 \right)} \\ &= \frac{\left[\frac{6}{\pi^2} \prod_{p|k} \binom{p-1}{p+1} - \left[\frac{1}{\log n} - \frac{w(k)}{n} \right] \left[\frac{2\phi(k)}{k} - \frac{1}{\log n} + \frac{w(k)}{n} - \frac{1}{n} \right] + O(2^{w(k)} \frac{\log n}{n}) \right]}{\left(\frac{\phi(k)}{k} - \frac{1}{\log n} + \frac{w(k)}{n} - \frac{1}{n} \right) \left(\frac{\phi(k)}{k} - \frac{1}{\log n} + \frac{w(k)}{n} - \frac{2}{n} \right)} \\ &\sim \frac{6}{\pi^2} \prod_{p|k} \binom{p-1}{p+1} \left(\frac{k}{\phi(k)} \right)^2. \end{aligned}$$

Since $\phi(k) = k \prod_{p|k} (1 - \frac{1}{p})$, so finally we have the form of $c(k)$ as

$$c(k) \sim \frac{6}{\pi^2} \prod_{p|k} \left(\frac{p^2}{p^2 - 1} \right). \quad (8)$$

□

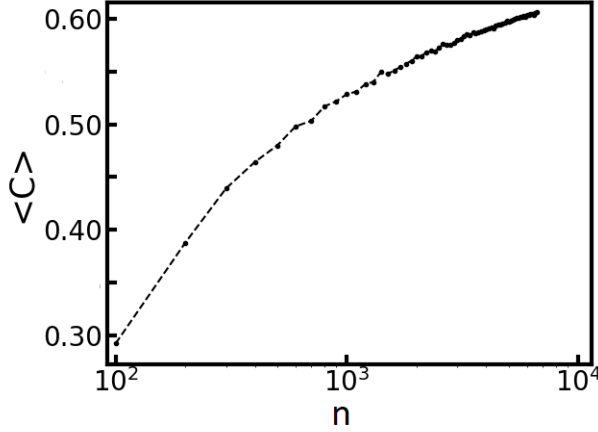


Figure 4: The average of the local clustering coefficients of the nodes is plotted by changing the highest possible node index n . It shows the average of the local clustering coefficients approaches near $\frac{6}{\pi^2} (\approx 0.61)$ with the increase in n . We have used log-scale for x -axis.

4. Weak Pseudo-randomness

In this section, we show that the proposed network is weakly pseudo-random. Apart from the actual definition of weakly pseudo-random graphs, that is for a

real parameter $p = p(n) \in (0, 1)$, a sequence of graphs (G_n) is weakly pseudo-random [27] if for all subsets $U \subseteq V(G_n)$, we have

$$\left| E(U) - p \binom{|U|}{2} \right| = o(pn^2),$$

we can also find some equivalent conditions to this in literature [33]. In particular, we are interested in the following statement [27]: A graph is weakly pseudo-random if and only if

$$\sum_{x, y \in \mathbf{V}} |\text{codeg}(x, y) - p^2 N| = o(N^3),$$

where N is the number of nodes and $\text{codeg}(x, y)$ is the number of common neighbors of nodes x and y .

Now, since

$$\text{codeg}(x, y) = \sum_{i \in \mathbf{V}} \mathbf{1}[x \sim i] \mathbf{1}[y \sim i] = \sum_{i \in \mathbf{V}} A[x, i] A[y, i] = A^2[x, y],$$

where A is the adjacency matrix of the graph. So, using Theorem 7, we get

$$\sum_{x, y \in \mathbf{V}} \text{codeg}(x, y)^2 = \sum_{x, y \in \mathbf{V}} [A^2[x, y]]^2 = \text{Tr}(A^4) = C_n(4) \leq \left(\frac{6n}{\pi^2} \right)^4 + O(n^3 \log^3 n) = (pn)^4 + o(n^4),$$

where $p = \frac{6}{\pi^2}$. On the other hand,

$$\begin{aligned} \sum_{x, y \in \mathbf{V}} \text{codeg}(x, y) &= \sum_{x, y \in \mathbf{V}} \sum_{i \in \mathbf{V}} \mathbf{1}[x \sim i] \mathbf{1}[y \sim i] = \sum_{i \in \mathbf{V}} \left[\sum_{x \in \mathbf{V}} \mathbf{1}[x \sim i] \right]^2 \\ &= \sum_{i \in \mathbf{V}} \text{deg}(i)^2 \geq \frac{[\sum_{i \in \mathbf{V}} \text{deg}(i)]^2}{N(n)} = N(n) \overline{d(n)}^2 \\ &= (n - \log n - 1) \left[\frac{6}{\pi^2} n + O\left(\frac{n}{(\log n)^2} \right) \right]^2 = p^2 n^3 + o(n^3). \end{aligned}$$

Now, using Cauchy-Schwarz inequality, we get

$$\begin{aligned} \sum_{x, y \in \mathbf{V}} |\text{codeg}(x, y) - p^2 N(n)| &\leq N(n) \left[\sum_{x, y \in \mathbf{V}} (\text{codeg}(x, y) - p^2 N(n))^2 \right]^{1/2} \\ &= N(n) \left[\sum_{x, y \in \mathbf{V}} \text{codeg}(x, y)^2 - 2p^2 N(n) \sum_{x, y \in \mathbf{V}} \text{codeg}(x, y) + p^4 N(n)^4 \right]^{1/2} \\ &\leq N(n) [(pn)^4 + o(n^4) - 2p^2 N(n)(p^2 n^3 + o(n^3)) + p^4 N(n)^4]^{1/2}. \end{aligned}$$

Therefore,

$$\sum_{x, y \in \mathbf{V}} |\text{codeg}(x, y) - p^2 N(n)| = o(N(n)^3).$$

Therefore, this sequence of graphs is weakly pseudo-random with $p = \frac{6}{\pi^2}$.

Now, we can directly use the other equivalent conditions[27] to the weak pseudo-randomness and infer other properties of this network. For instance, given a graph L of $l \geq 4$ vertices, let $N_G^*(L)$ be the number of labeled induced copies of L in a weakly pseudo-random graph, G with n vertices, then

$$N_G^*(L) = (1 + o(1))n^l p^{|E(L)|} (1-p)^{\binom{l}{2} - |E(L)|}. \quad (9)$$

Taking L to be r -length cycle for $r \geq 4$ in (9), we get

$$C_n(r) = (1 + o(1))(N(n))^r p^r (1-p)^{\frac{r(r-3)}{2}}.$$

So, we get a cycle of length r if $N(n)p(1-p)^{\frac{r-3}{2}} \geq 1$. This indicates the existence of a cycle of length $O(\log n)$ for large n as $p = \frac{6}{\pi^2}$ is constant.

Again from [27], we get weak pseudo-randomness implies that the maximum eigenvalue of the adjacency matrix, $\lambda_1 = (1 + o(1))N(n)p$, which is also evident from Fig:5.

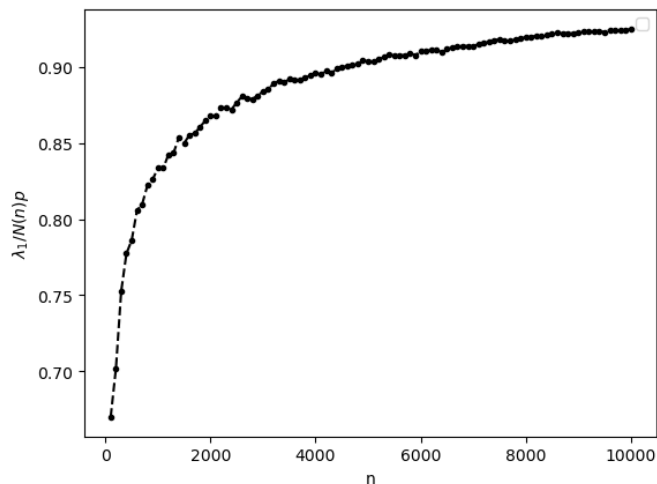


Figure 5: The ratio of the maximum eigenvalue λ_1 of the adjacency matrix and $N(n)p$ is plotted by changing the highest possible node index n . The ratio approaching 1 provides evidence to $\lambda_1 = (1 + o(1))N(n)p$.

5. Discussion and possible applications

In this paper, we have constructed a network with nodes indexed by the composite numbers and we defined the adjacency of two nodes when their indices are coprime to each other. As the size of the network increases by adding nodes one by one to the network starting from the one with index 4, we have noticed a number of interesting behaviors in some of the statistics that we have found. We have seen that the link density saturates to $\frac{6}{\pi^2}$ and the average degree of the nodes increase linearly with the increment in n , which is the highest possible node index, with slope again $\frac{6}{\pi^2}$. This behavior actually supports a well known result in Number Theory that the probability that two randomly chosen natural

numbers are relatively prime is $\frac{6}{\pi^2}$ [41]. It also refers that for large n , $\frac{6}{\pi^2}$ (i.e., 60.79%) of the total number of possible edges will be present in the network. We have also seen that the network will not have any isolated vertex when $n \geq 49$ that means after this point the network will be connected and starting from any vertex it will always be possible to visit all the other vertices in this network. But starting from a given vertex, what is the minimum number of vertices we need to visit in order to reach a target vertex? We have proved in this context that the shortest path length between any two nodes will be at most 3 when $49 \leq n \leq 288$ and it is at most 2 for $n \geq 289$. A very interesting graph property is the existence of Hamiltonian cycles of a given length, that is the cycles of a specific length that doesn't visit any vertex more than once. We have found that the number of these cycles of r -length is $(1 + o(1))(N(n))^r p^r (1 - p)^{\frac{r(r-3)}{2}}$ for large n . But for a fixed n , as we increase the length r of the cycles, this asymptotic number of cycles starts dropping and eventually becomes less than 1, which suggests us to investigate what is the maximum possible length of a cycle that may exist in the proposed network. We found that there exists a cycle of length at most $O(\log n)$ for large n . Also for a given vertex, while investigating the connectivity between its neighbors, we have found a measure named local clustering coefficient $c(k)$ of a node k , which is the proportion of the total number of triangle whose one vertex is that node itself to the total number of possible triangles with that node as a vertex. We have shown that for large n ,

$$c(k) \sim \frac{6}{\pi^2} \prod_{p|k} \left(\frac{p^2}{p^2 - 1} \right),$$

which suggests as the size of the network increases, more than $\frac{6}{\pi^2}$ (i.e., 60.79%) of the neighbors of any node will be connected to each other.

Though the construction of this network being completely deterministic, its study will still be as interesting and as important as the other random networks because of the irregular distribution of primes over natural numbers which makes the coprimality of two nodes to be irregular too. Following Krivelevich and Sudakov [27] and using some previously discussed results, we have shown that the graph sequence namely coprime networks of composite numbers is weakly pseudo-random, which again supports the property that two integers being relative prime is random-like and that is actually a very strong motif in analytic number theory.

One of the possible application to use any network configuration is to study collective behavior, namely synchronization, in dynamical networks. The synchronizability of a network is depended on the eigenvalues of the zero-row-sum real Laplacian matrix L . If L is a $N \times N$ matrix then its eigenvalues satisfies $0 = \lambda_1 \leq \lambda_2 \leq \dots \leq \lambda_N$. The smaller values of $\frac{\lambda_N}{\lambda_2}$ gives the more synchronizability in the network and vice-versa [43, 44, 35]. We first calculate the second eigenvalue λ_2 of L of the constructed coprime network of composite numbers by changing the highest possible node index n , shown in Fig.6. From this figure, it is noticed that the value of λ_2 increases as we increase the number of nodes and the corresponding links, which gives an evidence of the high connectivity in the constructed network. Then we calculate the ratio $\frac{\lambda_N}{\lambda_2}$ in order to see the synchronizability in the network by varying the highest possible node index n . Next we compare the synchronizability of the constructed coprime network of composite

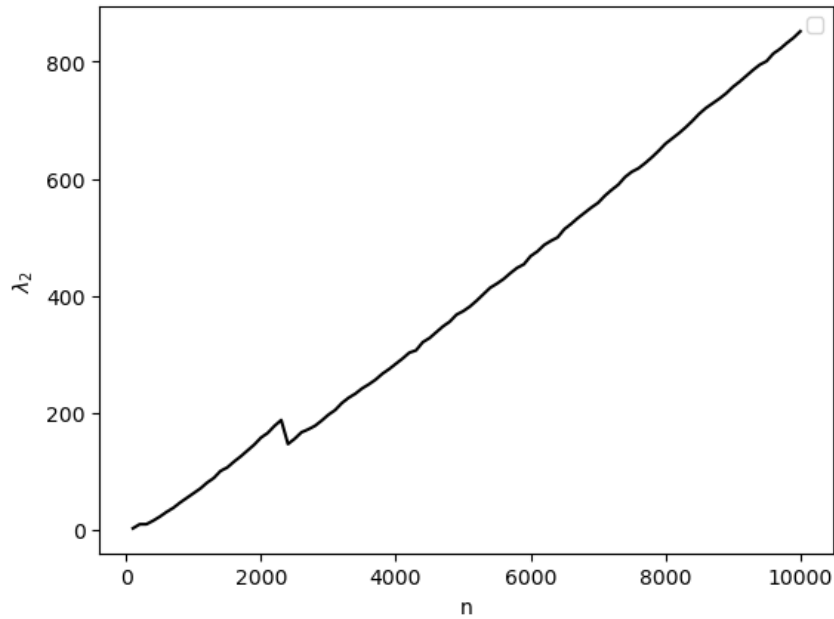


Figure 6: The variation of the second eigenvalue λ_2 of the Laplacian matrix is plotted by changing the highest possible node index n . It is observed that the value of λ_2 is increasing with the increased value of node indices, which provides evidence of the high connectivity in the constructed network.

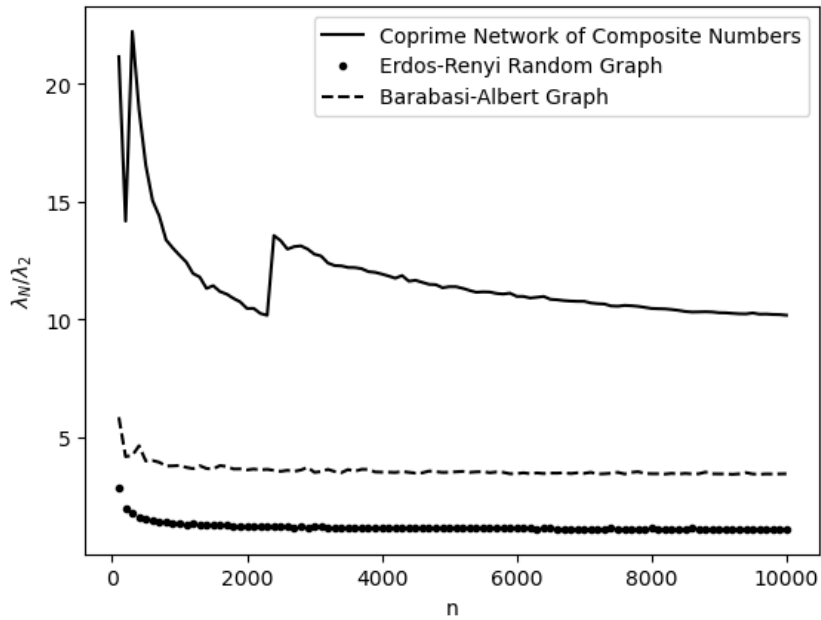


Figure 7: The ratio of N th and 2nd eigenvalues of the Laplacian matrix is plotted with respect to the highest possible node index n for the constructed coprime network of composite numbers and is compared with Erdős–Rényi random network and Barabási–Albert scale-free network with the same number of nodes $N(n)$ and edges $E(n)$. This figure suggests less synchronizability in the proposed network as compared to the other two.

numbers with two other networks, namely Erdős–Rényi random network and Barabási-Albert network with the same number of nodes $N(n)$ and edges $E(n)$. Comparing with these two networks, we can notice that the synchronizability in the coprime networks of composite numbers is less from Fig.7. This less synchronizability is very much desirable in ecological and predator-prey networks to increase prolonged transient dynamics [45].

6. Conclusion

In this paper, we have studied a network which we have constructed by taking all the composite numbers in a given range starting from 4 and drawing an undirected link between two of them if they are coprime to each other. Therefore, the nodes having same set of prime divisors will have exactly same neighbors, hence same degree and same value of local clustering coefficients. Among them, the prime powers have larger number of neighbors. We have shown that the network will be connected if the largest possible node index $n \geq 49$ and the maximum of the shortest path lengths is 3 if n lies between 49 and 288, whereas it is 2 if $n \geq 289$. We have also derived the analytic expressions for the maximum degree, the average degrees of the nodes, link density and local clustering coefficients of the nodes. Also, we have found an expression for the number of r -length labeled cycles. Finally, we show that the constructed network is weakly pseudo-random. The root cause of this is the coprimality of two integers is random-like.

Also, we have seen that this network has less synchronizability which is noticed in ecological and predator-prey networks. Someone can also try to find the degree distribution, i.e., if we choose a node randomly, then what is the probability that it would have degree m ,

$$\mathbb{P}(m) = \frac{|\{k \in V : d_k = m\}|}{n - \pi(n) - 1} = \frac{|\{k \in V : \phi(n, k) + w(k) = m + \pi(n) + 1\}|}{n - \pi(n) - 1}.$$

Declaration of competing interest

The authors declare that they have no known competing financial interests or personal relationships that could have appeared to influence the work reported in this paper.

Data availability

No data was used for the research described in the article.

Remarks

The codes of the plots can be found in <https://github.com/Rahil-Miraj/Coprime-Networks-of-Composite-Numbers.git>.

Acknowledgments

The authors would like to thank Sudipta Mallik, Parthanil Roy, B. Sury and Niranjana Balachandran for their suggestions and Subrata Ghosh for helping in the simulations.

Appendix

In this appendix, we state some results which we have used in the context of proving the results throughout the paper.

Lemma 1. For $x > 1$, we have [41]

$$\sum_{k \leq x} \phi(k) = \frac{3}{\pi^2} x^2 + O(x \log x).$$

Lemma 2. For $x \geq 1$, we have [46]

$$\sum_{k \leq x} \omega(k) = x \log \log x + B_1 x + O(x),$$

where $B_1 \approx 0.2614972128$ is the Mertens constant.

Lemma 3. For $x \geq 1$, we have [46]

$$\sum_{k \leq x} \omega(k)^2 = x(\log \log x)^2 + O(x \log \log x).$$

Lemma 4. For $x > 2$, we have

$$\sum_{k \leq x} \pi(k) = \lfloor x \rfloor \pi(x) - \sum_{p \leq x} p.$$

Proof. Let $m = \pi(x)$. Then,

$$\begin{aligned} \sum_{k \leq x} \pi(k) &= \sum_{k=2}^{\lfloor x \rfloor} \pi(k) = \sum_{i=2}^m (p_i - p_{i-1}) \pi(p_i) + (\lfloor x \rfloor - p_m)(\pi(p_m) + 1) \\ &= \sum_{i=2}^m (p_i - p_{i-1})(i-1) + (\lfloor x \rfloor - p_m)((m-1) + 1) \\ &= \sum_{i=2}^m i p_i - \sum_{i=2}^m (i-1) p_{i-1} - \sum_{i=2}^m p_i + m(\lfloor x \rfloor - p_m) \\ &= m \lfloor x \rfloor - \sum_{i=1}^m p_i. \end{aligned}$$

□

Lemma 5. Let $t \geq 2$ be an integer. Then, for $s \geq 2$, whenever $p_1 p_t p_{t+1} \dots p_s > p_{s+1}^2$ with $p_1 = 2, p_2 = 3$ and so on, we will have $p_1 p_t p_{t+1} \dots p_{s+1} > p_{s+2}^2$.

Proof. Let $p_1 p_t p_{t+1} \dots p_s > p_{s+1}^2$. Then,

$$p_1 p_t \dots p_s p_{s+1} > p_{s+1}^3. \quad (10)$$

Now, from Bertrand's postulate [47], there is a prime between x and $2x$ for all $x > 1$, so

$$p_{s+1} < p_{s+2} < 2p_{s+1},$$

$$p_{s+2}^2 < 4p_{s+1}^2 < p_{s+1}^3,$$

if $p_{s+1} > 4$, i.e., $p_{s+1} \geq 5 = p_3$.

Therefore, (10) gives

$$p_1 p_t p_{t+1} \cdots p_{s+1} > p_{s+2}^2,$$

for $s \geq 2$. □

Lemma 6. *Let $t \geq 3$ be an integer. Then, $p_1 p_{t-1} p_t p_{t+1} > p_{t+2}^2$.*

Proof. We can easily check that this holds true for $t = 3$ and $t = 4$. Now, using Bertrand's postulate again, we get $p_1 p_{t+1} = 2p_{t+1} > p_{t+2}$. Now, since $11 = p_5$ is the 2^{nd} Ramanujan prime [47], $p_{t-1} p_t > 2p_t > p_{t+2}$ for $t \geq 5$. So, combining these two results, we get $p_1 p_{t-1} p_t p_{t+1} > p_{t+2}^2$ for $t \geq 5$. □

Lemma 7. *For an integer $t \geq 6$, $p_1 p_2 \cdots p_{t-1} > p_{t+2}^2$.*

Proof. Let us consider the sequence, $\{a_t\}_{t=2}^\infty$, defined as $a_t = p_1 p_2 \cdots p_{t-1} - p_{t+2}^2$. Then we will have

$$a_{t+1} = p_1 p_2 \cdots p_t - p_{t+3}^2 > p_1 p_2 \cdots p_t - p_t p_{t+2}^2 = p_t (p_1 p_2 \cdots p_{t-1} - p_{t+2}^2) = p_t a_t > a_t,$$

for $t > 3$, since, $p_t p_{t+2}^2 > 4p_{t+2}^2 > p_{t+3}^2$, again from Bertrand's postulate. Therefore, $\{a_t\}$ is increasing for $t \geq 4$ and since we get the first positive value of a_t at $t = 6$, we conclude that for $t \geq 6$, we will always get $p_1 p_2 \cdots p_{t-1} > p_{t+2}^2$. □

Lemma 8. *For $x \geq 2$ and $r \geq 4$, we have*

$$\left(1 - \frac{1}{x}\right)^{r-1} \left(1 + \frac{r-1}{x}\right) \leq \left(1 - \frac{1}{x^2}\right)^r.$$

Proof. It is enough to show that

$$\left(1 + \frac{r-1}{x}\right) \leq \left(1 - \frac{1}{x}\right) \left(1 + \frac{1}{x}\right)^r$$

holds for $x \geq 2$ and $r \geq 4$.

Let $f(r, x) = \left(1 - \frac{1}{x}\right) \left(1 + \frac{1}{x}\right)^r - \left(1 + \frac{r-1}{x}\right)$. We will show that $f(r, x)$ is increasing in r for $r \geq 4$ and $x \geq 2$ and $\min_{r \geq 4} f(r, x) = f(4, x) \geq 0$ for $x \geq 2$.

We have

$$\frac{\partial f}{\partial r} = \left(1 - \frac{1}{x}\right) \left(1 + \frac{1}{x}\right)^r \log r - 1/x > 1 - 1/x > 0,$$

for $r \geq 4$ and $x \geq 2$. Hence, $f(r, x)$ is increasing in r for $r \geq 4$ and $x \geq 2$.

Now, suppose for some $x \geq 2$, we will get $f(4, x) < 0$. Then since $f(4, 2) = 0.0313 > 0$, $f(4, x) = \frac{1}{x^5} (2x^3 - 2x^2 - 3x - 1)$ will have a zero in $x > 2$. Then $2x^3 - 2x^2 - 3x - 1$ will have a zero in $x > 2$. But $2x^3 - 2x^2 - 3x - 1$ is increasing for $x > 2$ as $\frac{d(2x^3 - 2x^2 - 3x - 1)}{dx} = 6x^2 - 4x - 3 > 0$ and takes value 1 for $x = 2$, a contradiction. □

References

- [1] M. Newman, *Networks: an introduction*, Oxford University Press, 2010.
- [2] R. Albert, A.-L. Barabási, Statistical mechanics of complex networks, *Reviews of Modern Physics* 74 (2002) 47.
- [3] R. Pastor-Satorras, M. Rubi, A. Diaz-Guilera, *Statistical mechanics of complex networks*, volume 625, Springer Science & Business Media, 2003.
- [4] S. Boccaletti, V. Latora, Y. Moreno, M. Chavez, D.-U. Hwang, Complex networks: Structure and dynamics, *Physics Reports* 424 (2006) 175–308.
- [5] A. Arenas, A. Díaz-Guilera, J. Kurths, Y. Moreno, C. Zhou, Synchronization in complex networks, *Physics Reports* 469 (2008) 93–153.
- [6] A. Barrat, M. Barthelemy, A. Vespignani, *Dynamical processes on complex networks*, Cambridge University Press, 2008.
- [7] R. Cohen, S. Havlin, *Complex networks: structure, robustness and function*, Cambridge University Press, 2010.
- [8] F. Battiston, E. Amico, A. Barrat, G. Bianconi, G. Ferraz de Arruda, B. Franceschiello, I. Iacopini, S. Kéfi, V. Latora, Y. Moreno, et al., The physics of higher-order interactions in complex systems, *Nature Physics* 17 (2021) 1093–1098.
- [9] C. Hens, U. Harush, S. Haber, R. Cohen, B. Barzel, Spatiotemporal signal propagation in complex networks, *Nature Physics* 15 (2019) 403–412.
- [10] J. Gao, B. Barzel, A.-L. Barabási, Universal resilience patterns in complex networks, *Nature* 530 (2016) 307–312.
- [11] B. Barzel, A.-L. Barabási, Universality in network dynamics, *Nature Physics* 9 (2013) 673–681.
- [12] C. Meena, C. Hens, S. Acharyya, S. Haber, S. Boccaletti, B. Barzel, Emergent stability in complex network dynamics, *Nature Physics* 19 (2023) 1033–1042.
- [13] O. Artime, M. Grassia, M. De Domenico, J. P. Gleeson, H. A. Makse, G. Mangioni, M. Perc, F. Radicchi, Robustness and resilience of complex networks, *Nature Reviews Physics* (2024) 1–18.
- [14] S. P. Borgatti, A. Mehra, D. J. Brass, G. Labianca, Network analysis in the social sciences, *Science* 323 (2009) 892–895.
- [15] P. J. Menck, J. Heitzig, N. Marwan, J. Kurths, How basin stability complements the linear-stability paradigm, *Nature Physics* 9 (2013) 89–92.
- [16] W. Wang, Q.-H. Liu, J. Liang, Y. Hu, T. Zhou, Coevolution spreading in complex networks, *Physics Reports* 820 (2019) 1–51.
- [17] R. Pastor-Satorras, C. Castellano, P. Van Mieghem, A. Vespignani, Epidemic processes in complex networks, *Reviews of Modern Physics* 87 (2015) 925.

- [18] I. Donohue, H. Hillebrand, J. M. Montoya, O. L. Petchey, S. L. Pimm, M. S. Fowler, K. Healy, A. L. Jackson, M. Lurgi, D. McClean, et al., Navigating the complexity of ecological stability, *Ecology Letters* 19 (2016) 1172–1185.
- [19] E. Bullmore, O. Sporns, The economy of brain network organization, *Nature Reviews Neuroscience* 13 (2012) 336–349.
- [20] P. Ji, J. Ye, Y. Mu, W. Lin, Y. Tian, C. Hens, M. Perc, Y. Tang, J. Sun, J. Kurths, Signal propagation in complex networks, *Physics Reports* 1017 (2023) 1–96.
- [21] A.-L. Barabasi, Z. N. Oltvai, Network biology: understanding the cell’s functional organization, *Nature Reviews Genetics* 5 (2004) 101–113.
- [22] S. M. Shekatkar, C. Bhagwat, G. Ambika, Divisibility patterns of natural numbers on a complex network, *Scientific Reports* 5 (2015) 1–10.
- [23] G. Garcia-Perez, M. Á. Serrano, M. Boguná, Complex architecture of primes and natural numbers, *Physical Review E* 90 (2014) 022806.
- [24] P. A. Solares-Hernández, F. A. Manzano, F. J. Pérez-Benito, J. A. Conejero, Divisibility patterns within pascal divisibility networks, *Mathematics* 8 (2020) 254.
- [25] A. K. Chandra, S. Dasgupta, A small world network of prime numbers, *Physica A: Statistical Mechanics and its Applications* 357 (2005) 436–446.
- [26] A. Thomason, Pseudo-random graphs, in: *North-Holland Mathematics Studies*, volume 144, Elsevier, 1987, pp. 307–331.
- [27] M. Krivelevich, B. Sudakov, Pseudo-random graphs, *More sets, graphs and numbers: A Salute to Vera Sos and András Hajnal* (2006) 199–262.
- [28] N. Alon, V. D. Milman, λ_1 , isoperimetric inequalities for graphs, and superconcentrators, *Journal of Combinatorial Theory, Series B* 38 (1985) 73–88.
- [29] N. Alon, Eigenvalues and expanders, *Combinatorica* 6 (1986) 83–96.
- [30] N. Alon, J. H. Spencer, *The probabilistic method*, John Wiley & Sons, 2016.
- [31] D. Kühn, D. Osthus, Multicolored hamilton cycles and perfect matchings in pseudorandom graphs, *SIAM Journal on Discrete Mathematics* 20 (2006) 273–286.
- [32] M. Krivelevich, C. Lee, B. Sudakov, Resilient pancyclicity of random and pseudorandom graphs, *SIAM Journal on Discrete Mathematics* 24 (2010) 1–16.
- [33] F. R. K. Chung, R. L. Graham, R. M. Wilson, Quasi-random graphs, *Combinatorica* 9 (1989) 345–362.
- [34] A.-L. Barabási, Network science, *Philosophical Transactions of the Royal Society A: Mathematical, Physical and Engineering Sciences* 371 (2013) 20120375.

- [35] M. Barahona, L. M. Pecora, Synchronization in small-world systems, *Physical Review Letters* 89 (2002) 054101.
- [36] L. M. Pecora, T. L. Carroll, Master stability functions for synchronized coupled systems, *Physical Review Letters* 80 (1998) 2109.
- [37] T. Nishikawa, A. E. Motter, Y.-C. Lai, F. C. Hoppensteadt, Heterogeneity in oscillator networks: Are smaller worlds easier to synchronize?, *Physical Review Letters* 91 (2003) 014101.
- [38] G. V. Osipov, J. Kurths, C. Zhou, *Synchronization in oscillatory networks*, Springer Science & Business Media, 2007.
- [39] A. Pikovsky, M. Rosenblum, J. Kurths, *Synchronization* cambridge university press, Cambridge, England (2001).
- [40] X. Dai, X. Li, H. Guo, D. Jia, M. Perc, P. Manshour, Z. Wang, S. Boccaletti, Discontinuous transitions and rhythmic states in the d-dimensional kuramoto model induced by a positive feedback with the global order parameter, *Physical Review Letters* 125 (2020) 194101.
- [41] T. M. Apostol, *Introduction to analytic number theory*, Springer Science & Business Media, 1998.
- [42] L. Tóth, The probability that k positive integers are pairwise relatively prime, *Fibonacci Quart* 40 (2002) 13–18.
- [43] S. Jafarizadeh, F. Tofigh, J. Lipman, M. Abolhasan, Optimizing synchronizability in networks of coupled systems, *Automatica* 112 (2020) 108711.
- [44] Y. Tang, F. Qian, H. Gao, J. Kurths, Synchronization in complex networks and its application—a survey of recent advances and challenges, *Annual Reviews in Control* 38 (2014) 184–198.
- [45] M. D. Holland, A. Hastings, Strong effect of dispersal network structure on ecological dynamics, *Nature* 456 (2008) 792–794.
- [46] G. H. Hardy, E. M. Wright, et al., *An introduction to the theory of numbers*, Oxford university press, 1979.
- [47] J. Sondow, Ramanujan primes and bertrand’s postulate, *The American Mathematical Monthly* 116 (2009) 630–635.