

Enhanced inference for distributions and quantiles of individual treatment effects in various experiments

Zhe Chen and Xinran Li *

Abstract

Understanding treatment effect heterogeneity has become increasingly important in many fields. In this paper we study distributions and quantiles of individual treatment effects to provide a more comprehensive and robust understanding of treatment effects beyond usual averages, despite they are more challenging to infer due to nonidentifiability from observed data. Recent randomization-based approaches offer finite-sample valid inference for treatment effect distributions and quantiles in both completely randomized and stratified randomized experiments, but can be overly conservative by assuming the worst-case scenario where units with large effects are all assigned to the treated (or control) group. We introduce two improved methods to enhance the power of these existing approaches. The first method reinterprets existing approaches as inferring treatment effects among only treated or control units, and then combines the inference for treated and control units to infer treatment effects for all units. The second method explicitly controls for the actual number of treated units with large effects. Both simulation and applications demonstrate the substantial gain from the improved methods. These methods are further extended to sampling-based experiments as well as quasi-experiments from matching, in which the ideas for both improved methods play critical and complementary roles.

*Zhe Chen is Doctoral Candidate, Department of Statistics, University of Illinois at Urbana-Champaign, Champaign, IL 61820 (e-mail: zhec6@illinois.edu). Xinran Li is Assistant Professor, Department of Statistics, University of Chicago, Chicago, IL 60637 (e-mail: xinranli@uchicago.edu).

1. Introduction

1.1. Treatment effect heterogeneity

Understanding heterogeneous treatment effects has become increasingly important in many fields. Most of existing work either tries to investigate how the subgroup or conditional average treatment effects vary with observed pretreatment covariates (Hill 2011; Imai and Ratkovic 2013; Tian et al. 2014; Athey and Imbens 2016; Wager and Athey 2018; Künzel et al. 2019; Nie and Wager 2020; Kennedy 2023), or seek for a treatment rule, a function of observed covariates that determines the treatment allocation, to maximize the overall outcomes for all units (Manski 2004; Qian and Murphy 2011; Zhang et al. 2012; Zhao et al. 2012; Luedtke and van der Laan 2016; Athey and Wager 2021). In this paper, we focus on an alternative perspective aimed at understanding the distributions or quantiles of individual treatment effects. This can help address questions such as: what proportion of units benefit from the treatment, and what is the median value of the individual treatment effects? Not surprisingly, the aforementioned strategies can be combined; for example, we can investigate the individual treatment effect distribution among subpopulations defined by pretreatment covariates (Zhang et al. 2013). Nevertheless, throughout this paper, we will focus on inferring the marginal distributions and quantiles of individual treatment effects.

Understanding treatment effect distributions is often empirically important for programme, policy and intervention evaluation. First, in their seminal work, Heckman et al. (1997) emphasized the importance of understanding the distribution of impacts, which is crucial for answering questions about the political economy of programmes, the distribution of programme benefits and the option values conferred on programme participants. Recently, Lu et al. (2018) and Huang et al. (2019) also emphasized the importance of understanding the proportion of units benefit from the treatment in educational, behavior and medical studies. Second, the treatment effect distributions or quantiles are more robust measures of treatment effects compared to the usual averages, especially in the presence of extreme individual

effects (Caughey et al. 2023; Su and Li 2023). For example, a treatment that is beneficial on average may actually be harmful for most units in the population, since the positive average effect could be driven by some extreme or even outlier effects on a tiny proportion of the population. Third, many asymptotic inference approaches designed for average treatment effects may have poor finite-sample performance, when the individual treatment effects are heavy-tailed. Fourth, the distribution of individual effects can better accommodate ordinal outcomes. As Lu et al. (2018) commented, it is often difficult to define or compare “average” ordinal outcomes in a substantive way; for examples, the averages of education levels, such as “high school” and “PhD”, are difficult to make sense and to be compared.

1.2. Superpopulation inference for distributions of individual treatment effects

Since Heckman et al. (1997), the distributions and quantiles of individual treatment effects have received substantive attention. Compared to the usual average or conditional average treatment effects, inference for the treatment effect distributions poses additional challenges due to their nonidentifiability issues. Specifically, from the observed data, the joint distributions between potential outcomes are generally not identifiable, since for each unit we can observe at most one potential outcome. Consequently, due to its dependence on the joint distribution of potential outcomes, the distribution of individual effects is generally not identifiable from the observed data, and thus we do not expect any consistent estimation for it without additional assumptions. Nevertheless, the individual effect distribution is still partially identifiable. Fan and Park (2010) studied sharp bounds for the distribution and quantile functions of individual effects, based on the identifiable marginal distributions of the potential outcomes, and then proposed large-sample asymptotic inference for the distribution function of individual treatment effects at any given point; see also Firpo and Ridder (2019); Frandsen and Lefgren (2021); Ruiz and Padilla (2024); Lee (2024); Kaji and Cao (2023) for various extensions. In a related context, Lei and Candès (2021) used conformal inference to construct prediction intervals for individual treatment effects. However, most of these existing approaches rely on random sampling of units from some superpopulation,

which might not be realistic in some applications. For example, when analyzing causal effects of a policy on all 50 states in the United States, it could be difficult to articulate what the superpopulation is that generates these 50 samples of states; see Abadie et al. (2020) for more related discussions.

1.3. Finite population inference for treatment effects

The finite population inference, also called the design-based or randomization-based inference, was first proposed in the seminal work of Fisher (1935) and Neyman (1923), and has received considerable attention in recent years; see, e.g., Rosenbaum (2002); Freedman (2008); Lin (2013); Imbens and Rubin (2015); Li and Ding (2017); Li et al. (2018); Bojinov and Shephard (2019); Abadie et al. (2020); Guo and Basse (2021); Basse et al. (2024). However, most of the existing randomization-based inference approaches either require constant-effect-type assumptions, which are not able to accommodate unknown individual effect heterogeneity, or focus on average treatment effects, which often invoke large-sample approximations and may not be reliable when the sample size is small or data are heavy-tailed.

Recently, Caughey et al. (2023) proposed a novel approach to conducting inference for quantiles of individual treatment effects, as well as the proportions of units with individual effects exceeding (or falling below) any thresholds. Importantly, their approach is randomization-based and finite-sample exact. Su and Li (2023) further extended it to stratified randomized experiments, and also proposed sensitivity analysis for quantiles of individual effects in matched observational studies in the presence of unmeasured confounding. The approaches in Caughey et al. (2023) and Su and Li (2023) build upon the Fisher randomization test (Fisher 1935), and consider the worst-case randomization test over all possible potential outcome configurations satisfying a given null hypothesis on quantiles of individual effects; see Sections 3.1 and 4.1 for brief reviews of these approaches. Importantly, the worst-case configurations assume that all units with large individual effects are in the treated group. This, however, is unlikely given that units are randomized into treatment and control, and makes their approaches overly conservative. For example, when half of the

units are randomized to treatment and control, their approaches cannot obtain informative inference for any quantiles of individual effects below the median, with the corresponding confidence intervals being the noninformative whole real line.

1.4. Our contributions

In this paper, we propose two methods to improve Caughey et al. (2023) for inferring individual treatment effect distributions in completely randomized experiments. Our first method provides a new interpretation of the existing approach, by viewing it as constructing *prediction* intervals for the *random* quantiles of individual treatment effects for only treated (or control) units. We then combine the prediction intervals for treated and control units to construct confidence intervals for quantiles of individual effects among all units. Our second method considers the number of treated units whose individual effects exceed the quantile of interest, and uses Berger and Boos’s (1994) idea to control for it to derive more powerful inference. Both applications and simulations demonstrate substantial gains from the improved methods. The trade-offs between the two improved methods are also investigated.

We further extend the proposed methods to stratified randomized experiments, thereby improving Su and Li (2023), and sampling-based randomized experiments (Branson and Dasgupta 2020; Yang et al. 2021). The former is one of the most popular designs in practice and the latter is important when we want to generalize experimental evidence to larger populations of interest. In addition, we also extend the proposed improvement to quasi-experiments constructed through matching, where we conduct sensitivity analysis for causal conclusions regarding distributions and quantiles of individual effects in the presence of unmeasured confounding. Importantly, both improved methods for the completely randomized experiments and their ideas play critical, unique and supplementary roles in these extensions. In particular, different ideas can be preferred in different contexts, and they can both be important components of a single inferential procedure, such as in sampling-based experiments with stratified randomization of treatment assignments.

The proposed approaches are all finite-sample valid, without requiring any large-sample

approximations or assumptions on the tail behavior of the potential outcomes, except for the matched observational studies where we impose mild regularity conditions.

The paper proceeds as follows. Section 2 introduces the framework and notation. Section 3 discusses the improved inference for treatment effect quantiles in completely randomized experiments, and Section 4 extends to stratified randomized experiments as well as quasi-experiments constructed through matching. Section 5 studies sampling-based randomized experiments in which we want to generalize experimental evidence to larger populations of interest. Section 6 presents simulation studies and suggestions for practical implementation of the proposed methods. Section 7 concludes with a short discussion.

2. Framework and Notation

2.1. Potential outcome and treatment assignment

We consider an experiment on n units, with n_t units assigned to treatment and the remaining $n_c = n - n_t$ assigned to control. We invoke the potential outcome framework (Neyman 1923; Rubin 1974) to define treatment effects. For each unit $1 \leq i \leq n$, let $Y_i(1)$ and $Y_i(0)$ denote the treatment and control potential outcomes, and $\tau_i \equiv Y_i(1) - Y_i(0)$ denote the individual treatment effect. We use Z_i to denote the treatment assignment indicator for unit i , where $Z_i = 1$ if the unit receives treatment and 0 otherwise. The observed outcome for unit i is then $Y_i = Z_i Y_i(1) + (1 - Z_i) Y_i(0)$. Let $\mathbf{Y}(1) = (Y_1(1), \dots, Y_n(1))^\top$, $\mathbf{Y}(0) = (Y_1(0), \dots, Y_n(0))^\top$, $\boldsymbol{\tau} = (\tau_1, \dots, \tau_n)^\top$, $\mathbf{Y} = (Y_1, \dots, Y_n)^\top$ and $\mathbf{Z} = (Z_1, \dots, Z_n)^\top$ denote the vectors of potential outcomes, individual treatment effects, observed outcomes and treatment assignments.

2.2. Distributions of individual treatment effects

Let $F_n(c) \equiv n^{-1} \sum_{i=1}^n \mathbb{1}(\tau_i \leq c)$ denote the sample distribution function of the individual treatment effects, and $F_n^{-1}(\beta) = \inf\{c : F_n(c) \geq \beta\}$ for $\beta \in [0, 1]$ denote the corresponding quantile function. We are interested in null hypotheses of the following form:

$$H_{\beta,c}^n : F_n^{-1}(\beta) \leq c \iff F_n(c) \geq \beta \iff 1 - F_n(c) \leq 1 - \beta, \quad (0 \leq \beta \leq 1; c \in \mathbb{R}) \quad (1)$$

under which the β th quantile of individual effects is bounded by c or equivalently the proportion of units with individual effects exceeding c is at most $1 - \beta$. The equivalence in (1) follows by definition. Moreover, with the finite sample of n units, the quantile function only takes values in the sorted individual effects: $\tau_{(1)} \leq \dots \leq \tau_{(n)}$. Specifically, for any $\beta \in [0, 1]$, $F_n^{-1}(\beta) = \tau_{(k)}$ with $k = \lceil n\beta \rceil$, where we define $\tau_{(0)} = -\infty$ for descriptive convenience. Thus, it suffices to consider hypotheses of the following form:

$$H_{k,c}^n : \tau_{(k)} \leq c \iff n(c) \leq n - k, \quad (0 \leq k \leq n; c \in \mathbb{R}) \quad (2)$$

where $n(c) = \sum_{i=1}^n \mathbb{1}(\tau_i > c)$ denotes the number of units with individual effects greater than c . Below we give two additional remarks regarding the null hypotheses in (1) and (2).

First, we will use Lehmann-style test inversion to construct (simultaneously) valid confidence intervals for (multiple) quantiles of individual effects, which can lead to confidence bands for the whole quantile (or distribution) function of individual treatment effects. In addition, we will consider cases where the experimental units constitute only a subset of the target population of interest, under which we will infer treatment effect distributions and quantiles for the whole target population. Second, the proposed methods can be adapted to null hypotheses with alternatives favoring smaller treatment effects; see Section 7.

3. Completely randomized experiments

We will first consider a completely randomized experiment (CRE) with n units, among which n_t units are randomized to treatment and the remaining $n_c = n - n_t$ are randomized to control. We want to infer the sample distribution function $F_n(\cdot)$ and sample quantile function $F_n^{-1}(\cdot)$ of individual treatment effects for the n experimental units. Here we view the potential outcomes of the n units as fixed constants (or equivalently condition on them), with randomness in the observed data coming solely from the random treatment assignment. That is, we will conduct randomization-based inference for the treatment effects of these experimental n units. Our inference adapts and improves upon the approach recently proposed

by Caughey et al. (2023), which is reviewed in Section 3.1. We will discuss two extensions that can enhance the power of their approach in Sections 3.2 and 3.3, respectively.

3.1. Review of Caughey et al. (2023)’s approach and its drawbacks

We briefly review the approach in Caughey et al. (2023) for inferring quantiles of individual treatment effects, which builds upon the Fisher randomization test that was originally proposed for testing sharp null hypotheses that require speculation of all individual effects (Fisher 1935). Specifically, Caughey et al. (2023) proposed to test the composite null hypothesis $H_{k,c}^n$ in (2) using the supremum of the p -value from the Fisher randomization test over all possible sharp null hypotheses that satisfy $H_{k,c}^n$. To make it computationally feasible, they utilized a distribution-free rank score statistic of the following form:

$$t(\mathbf{z}, \mathbf{y}) = \sum_{i=1}^n z_i \phi(\text{rank}_i(\mathbf{y})), \quad (\mathbf{z} \in \{0, 1\}^n; \mathbf{y} \in \mathbb{R}^n) \quad (3)$$

where ϕ is a monotone increasing¹ rank transformation and $\text{rank}_i(\mathbf{y})$ denotes the rank of the i th coordinate of \mathbf{y} . Importantly, we will break ties using index ordering, assuming that units’ ordering has been randomly shuffled before analysis. The rank score statistic is distribution free under the CRE, in the sense that the distribution of $t(\mathbf{Z}, \mathbf{y})$ is the same for any constant $\mathbf{y} \in \mathbb{R}^n$. Such a property is crucial since it greatly simplifies the computation for the supremum of the Fisher randomization p -value. The resulting valid p -value proposed by Caughey et al. (2023) for testing $H_{k,c}^n$ in (2) has the following form:

$$p_{k,c}^n = G\left(\inf_{\delta \in \mathcal{H}_{k,c}^n} t(\mathbf{Z}, \mathbf{Y} - \mathbf{Z} \circ \delta)\right), \quad \text{where } G(x) = \mathbb{P}\{t(\mathbf{Z}, \mathbf{y}) \geq x\} \text{ for any } \mathbf{y} \in \mathbb{R}^n. \quad (4)$$

In (4), $G(\cdot)$ is well-defined due to the distribution free property, and $\mathcal{H}_{k,c}^n \subset \mathbb{R}^n$ denotes the set of all possible values of the individual effect vector $\boldsymbol{\tau}$ under $H_{k,c}^n$. Caughey et al. (2023) showed that the minimum test statistic value in (4) is achieved when the $n - k$ treated units (or all treated units if $n - k > n_t$) with the largest observed outcomes have individual effects

¹Throughout the paper, increasing means nondecreasing and analogously decreasing means nonincreasing.

∞ while the remaining have individual effects c . This is intuitive since (i) to minimize the test statistic, we want the imputed control potential outcomes $\mathbf{Y} - \mathbf{Z} \circ \boldsymbol{\delta}$ for treated units to be small, or equivalently the hypothesized individual effects for treated units to be large; (ii) under the null $H_{\beta,c}^n$, at most $n - k$ units can have individual effects greater than c , and the remaining units' individual effects are all bounded by c ; (iii) in the worst case, we will assume that $n - k$ units have infinite individual effects and all receive treatment, with the corresponding observed outcomes being the largest among treated units.

However, Caughey et al. (2023)'s p -value in (4) can be overly conservative, since it presumes that all units with large effects receive treatment. Under the CRE, the set of treated units is a simple random sample of size n_t from all units, and thus, in expectation, at most $(n - k) \cdot n_t / n$ treated units have effects greater than c under the null $H_{k,c}^n$. Thus, considering the worst-case configuration of individual effects as in Caughey et al. (2023) may provide overly conservative inference, although it has the advantage that the resulting confidence intervals from test inversion are simultaneously valid over all quantiles of individual effects.

In the following two subsections, we will utilize two ideas to improve the power of Caughey et al. (2023)'s approach. We will also consider simultaneous confidence intervals for multiple treatment effect quantiles, which can further lead to confidence bands for $F_n(\cdot)$ and $F_n^{-1}(\cdot)$.

3.2. Treatment effects for treated, control and all units

By taking a deeper look at the p -value in (4), we notice that the test statistic $t(\mathbf{Z}, \mathbf{Y} - \mathbf{Z} \circ \boldsymbol{\delta})$ depends essentially on the treatment effects for treated units. In particular, the infimum of the test statistic in (4) under $H_{k,c}^n$ is the same as that under the hypothesis where at most $n - k$ treated units have individual effects greater than c . This then motivates us to consider the following hypotheses focusing on treatment effects among only treated units:

$$H_{k,c}^{n,t} : \tau_{t(k)} \leq c \iff n_t(c) \leq n_t - k \iff \boldsymbol{\tau} \in \mathcal{H}_{k,c}^{n,t}, \quad (0 \leq k \leq n_t; c \in \mathbb{R}) \quad (5)$$

where $\tau_{t(1)} \leq \dots \leq \tau_{t(n_t)}$ denote the sorted individual effects for treated units, $n_t(c) = \sum_{i=1}^{n_t} Z_i \mathbb{1}(\tau_i > c)$ denotes the number of treated units with individual effects greater than c , and $\mathcal{H}_{k,c}^{n,t}$ denotes the set of possible values of $\boldsymbol{\tau}$ under the hypothesis $H_{k,c}^{n,t}$. We emphasize that, unlike traditional null hypotheses, the hypothesis $H_{k,c}^{n,t}$ in (5) is generally random. This is because hypotheses of form (5) concern treatment effects for treated units, which are randomly selected from all experimental units. With a slight abuse of terminology, we say p is a valid p -value for testing a hypothesis H that can be random, if $\mathbb{P}(p \leq \alpha \text{ and } H \text{ holds}) \leq \alpha$ for any $\alpha \in (0, 1)$; see also Jin and Candès (2023).

Theorem 1. Consider the CRE and any rank score statistic $t(\cdot, \cdot)$ in (3).

(a) For any $0 \leq k \leq n_t$ and any $c \in \mathbb{R}$,

$$p_{k,c}^{n,t} \equiv G\left(\inf_{\boldsymbol{\delta} \in \mathcal{H}_{k,c}^{n,t}} t(\mathbf{Z}, \mathbf{Y} - \mathbf{Z} \circ \boldsymbol{\delta})\right) = G\left(\inf_{\boldsymbol{\delta} \in \mathcal{H}_{n_c+k,c}^n} t(\mathbf{Z}, \mathbf{Y} - \mathbf{Z} \circ \boldsymbol{\delta})\right) = p_{n_c+k,c}^n \quad (6)$$

is a valid p -value for testing $H_{k,c}^{n,t}$ in (5), where $p_{n_c+k,c}^n$ is defined as in (4).

- (b) For any $0 \leq k \leq n_t$ and $\alpha \in (0, 1)$, $\mathcal{I}_{t(k)}^\alpha \equiv \{c \in \mathbb{R} : p_{k,c}^{n,t} > \alpha\}$ is a $1 - \alpha$ prediction set for $\tau_{t(k)}$, in the sense that $\mathbb{P}\{\tau_{t(k)} \in \mathcal{I}_{t(k)}^\alpha\} \geq 1 - \alpha$, and $\mathcal{I}_{t(k)}^\alpha$ must be an interval of form (c, ∞) or $[c, \infty)$, with $c = \inf\{c : p_{k,c}^{n,t} > \alpha, c \in \mathbb{R}\}$.
- (c) For any $c \in \mathbb{R}$ and $\alpha \in (0, 1)$, $\mathcal{S}_t^\alpha(c) \equiv \{n_t - k : p_{k,c}^{n,t} > \alpha, 0 \leq k \leq n_t\}$ is a $1 - \alpha$ prediction set for $n_t(c)$, in the sense that $\mathbb{P}\{n_t(c) \in \mathcal{S}_t^\alpha(c)\} \geq 1 - \alpha$, and $\mathcal{S}_t^\alpha(c)$ has the form $\{j : n - \tilde{k} \leq j \leq n_t\}$ with $\tilde{k} = \sup\{k : p_{k,c}^{n,t} > \alpha, 0 \leq k \leq n_t\}$;
- (d) the intersection of all prediction intervals in (b) over $0 \leq k \leq n_t$, viewed as a prediction set for treatment effects on treated units, is the same as that of all prediction intervals in (c) over $c \in \mathbb{R}$. Moreover, this prediction set covers the true treatment effects for treated units with probability at least $1 - \alpha$. That is, all prediction intervals in (b)–(c) are simultaneously valid: $\mathbb{P}(\cap_{k=1}^{n_t} \{\tau_{t(k)} \in \mathcal{I}_{t(k)}^\alpha\}) = \mathbb{P}(\cap_{c \in \mathbb{R}} \{n_t(c) \in \mathcal{S}_t^\alpha(c)\}) \geq 1 - \alpha$.

Theorem 1 has several implications. First, the prediction interval $\mathcal{I}_{t(k)}^\alpha$ in (b) is the same as the confidence interval for $\tau_{(n_c+k)}$ constructed in Caughey et al. (2023), whose validity

follows immediately from Theorem 1 since $\tau_{(n_c+k)} \geq \tau_{t(k)}$. However, using $\mathcal{I}_{t(k)}^\alpha$ as a confidence interval for $\tau_{(n_c+k)}$ may be overly conservative, since $\tau_{(n_c+k)} = \tau_{t(k)}$ only when all the control units' effects are below $\tau_{t(k)}$. Analogously, the prediction interval in (c) is also the same as the confidence interval for $n(c)$ constructed in Caughey et al. (2023), whose validity follows immediately from Theorem 1 since $n(c) \geq n_t(c)$. Again, such a confidence interval for $n(c)$ may be overly conservative, since $n(c) = n_t(c)$ only when no control units have effects greater than c . From the above, Caughey et al. (2023) essentially used treatment effects for treated units to infer those for all experimental units, which can be overly conservative.

Second, by the same logic as Theorem 1, we can infer treatment effects on control units. This can be achieved by applying Theorem 1 with switched treatment labels and changed outcome signs. Furthermore, we can combine them to infer treatment effects for all units.

Theorem 2. For any $\alpha \in (0, 1)$, let $\mathcal{I}_{t(k)}^\alpha$, $1 \leq k \leq n_t$, be the simultaneous prediction intervals for sorted individual effects of treated units, and $\mathcal{I}_{c(k)}^\alpha$, $1 \leq k \leq n_c$, be the simultaneous prediction intervals for sorted individual effects of control units; these are all one-sided intervals of form (c, ∞) or $[c, \infty)$. Pool together $\mathcal{I}_{t(k)}^\alpha$ s and $\mathcal{I}_{c(k)}^\alpha$ s, and arrange them such that $\mathcal{I}_{(1)}^\alpha \supseteq \mathcal{I}_{(2)}^\alpha \supseteq \dots \supseteq \mathcal{I}_{(n)}^\alpha$. These intervals are simultaneous $(1 - 2\alpha)$ confidence intervals for all quantiles of individual effects $\tau_{(k)}$ s, in the sense that $\mathbb{P}(\cap_{k=1}^n \{\tau_{(k)} \in \mathcal{I}_{(k)}^\alpha\}) \geq 1 - 2\alpha$.

In Theorem 2, we essentially use Caughey et al. (2023)'s approach twice, one with the original data and the other with the switched treatment labels and changed outcome signs, and then combine the resulting intervals for top quantiles, throwing away those uninformative $(-\infty, \infty)$ intervals. Note surprisingly, the intervals in Theorem 2 improves that in Caughey et al. (2023), except for the factor of 2 in the simultaneous coverage probability that is due to the Bonferroni correction for combining inference for treated and control units.

Remark 1. Theorem 1 in some sense shares similar spirit with Rosenbaum (2001)'s study on attributable effects, say, the average treatment effect among treated units when outcomes are binary. This is due to the form of the test statistics in the randomization test.

3.3. Controlling the number of treated or control units with large effects

3.3.1. Inference for a single quantile of treatment effect

From Section 3.1, the p -value $p_{k,c}^n$ in (4) proposed by Caughey et al. (2023) depends essentially on the number of treated units with individual effects greater than c , which, under the null $H_{k,c}^n$ in (2), is at most $(n - k) \cdot n_t/n$ in expectation. Hence, intuitively, we may use the p -value $p_{k',c}^n$, with $n - k' = (n - k) \cdot n_t/n$, to test the null $H_{k,c}^n$; obviously, because $k' \geq k$, this leads to a smaller p -value $p_{k',c}^n \leq p_{k,c}^n$. However, simply using $p_{k',c}^n$ may fail to control the type-I error, because the number of treated units with effects greater than c is only bounded by $n - k'$ in expectation and may be greater than $n - k'$ by chance. Indeed, the number of treated units with effects greater than c is stochastically bounded by a Hypergeometric distribution under $H_{k,c}^n$. Based on this, we can utilize Berger and Boos (1994)'s approach to deal with this nuisance parameter for our inference on effect quantiles, as detailed below; see also Ding et al. (2016) and Zhang et al. (2022) for other applications of Berger and Boos (1994)'s approach in randomization-based inference. For any integer $N \geq \max\{K, n\}$, let $\text{HG}(N, K, n)$ denote the Hypergeometric distribution that describes the number of successes in n draws, without replacement, from a finite population of size N with K successes.

Theorem 3. Consider the CRE and any rank score statistic in (3). For any $0 \leq k \leq n$ and $c \in \mathbb{R}$, and any prespecified integer $0 \leq k' \leq n_t$,

$$\bar{p}_{k,c}^n(k') \equiv p_{n_c+k',c}^n + \mathbb{P}\{\mathfrak{H} > n - (n_c + k')\} = p_{k',c}^{n,t} + \mathbb{P}(\mathfrak{H} > n_t - k') \quad (7)$$

is a valid p -value for testing the null hypothesis $H_{k,c}^n$ in (2), where $\mathfrak{H} \sim \text{HG}(n, n - k, n_t)$ is a Hypergeometric random variable, $p_{n_c+k',c}^n$ is defined as in (4), and $p_{k',c}^{n,t}$ is defined as in (6).

The valid p -value in (7) consists of two terms. The first can be viewed as a valid p -value, in the sense of being stochastically no less than $\text{Unif}(0, 1)$, when the number of treated units with effects greater than c is bounded by $n_t - k'$, while the second is a correction term

bounding the probability that this event fails. When $k' = \max\{0, k - n_c\}$, the correction term becomes zero, and the p -value in (7) reduces to that in Caughey et al. (2023).

The choice of k' in (7) is a researcher choice, which impacts the test power. There is a trade-off: on the one hand, we want k' to be large so that $p_{k',c}^{n,t}$ is small; on the other hand, we want k' to be small so that the correction term is small. We suggest choosing k' such that the correction term is close to, yet bounded from above by, $\gamma\alpha$, for some $\gamma \in [0, 1)$. This is equivalent to choosing k' as $n_t - q_{\text{HG}}(1 - \gamma\alpha; n, n - k, n_t)$, where $q_{\text{HG}}(\cdot)$ denotes the quantile function for the Hypergeometric distribution. The influence of γ on testing power will be investigated through simulation; see Section 6. As a side remark, in principle, the choice of k' can depend on both k and c for the null $H_{k,c}$. Nevertheless, we will consider the choice of k' that relies only on k , and make this implicit throughout the paper. This is intuitive since $n_t - k'$ represents the number of units with the largest $n - k$ individual effects that are assigned to the treated group, which is not related to c directly.

By test inversion, Theorem 3 then provides confidence intervals for treatment effect quantiles $\tau_{(k)}$ s, as well as the number of units with effects greater than any threshold.

Theorem 4. Consider the CRE, any rank score statistic in (3), and any $\alpha \in (0, 1)$.

- (a) For any $1 \leq k \leq n$ and any prespecified $0 \leq k' \leq n_t$, $\{c : \bar{p}_{k,c}^n(k') > \alpha\} = \{c : p_{k',c}^{n,t} > \alpha - \mathbb{P}(\mathfrak{H} > n_t - k')\} = \mathcal{I}_{t(k')}^{\alpha'}$ is a $1 - \alpha$ confidence interval for $\tau_{(k)}$, where $\mathfrak{H} \sim \text{HG}(n, n - k, n_t)$, $\alpha' = \alpha - \mathbb{P}(\mathfrak{H} > n_t - k')$ and $\mathcal{I}_{t(k')}^{\alpha'}$ is defined as in Theorem 1(b);
- (b) for any $c \in \mathbb{R}$, $\{n - k : \bar{p}_{k,c}^n(k') > \alpha, 0 \leq k \leq n\}$ is a $1 - \alpha$ confidence interval for $n(c)$.

In Theorem 4, the confidence set for $n(c)$ in (b) can also be obtained by checking whether the confidence intervals for $\tau_{(k)}$ s contain c ; similar logic also holds for Theorems 1 and 2. Below we give a different interpretation of the confidence intervals in Theorem 4(a), which also builds its connection to Theorem 1 about inference for treatment effects on treated.

Remark 2. We can construct the confidence intervals in Theorem 4(a) for effect quantiles of all experimental units through the following two steps. First, we construct a lower

“confidence” bound for the effect quantile $\tau_{(k)}$ of all units using the effect quantile $\tau_{t(k')}$ of treated units; noting that this is not a calculable confidence bound since $\tau_{t(k')}$ is in general unobserved. Second, we construct a prediction interval for the effect quantile $\tau_{t(k')}$ of treated units. Indeed, the coverage probability of the interval $[\tau_{t(k')}, \infty)$ for $\tau_{(k)}$ is at least $1 - \mathbb{P}(\mathfrak{H} > n_t - k')$ with $\mathfrak{H} \sim \text{HG}(n, n - k, n_t)$; see, e.g., Sedransk and Meyer (1978). From Theorem 1, the coverage probability of the one-sided prediction interval $\mathcal{I}_{t(k')}^{\alpha'}$ for $\tau_{t(k')}$ is at least $1 - \alpha'$. By Bonferroni’s method, $\mathcal{I}_{t(k')}^{\alpha'}$ will be a confidence interval for $\tau_{(k)}$ with coverage probability at least $1 - \mathbb{P}(\mathfrak{H} > n_t - k') - \alpha' = 1 - \alpha$.

3.3.2. Simultaneous inference for multiple quantiles of individual effects

We next consider simultaneous inference for multiple treatment effect quantiles. Let $\tau_{(k_1)} \leq \tau_{(k_2)} \leq \dots \leq \tau_{(k_J)}$ with $0 \leq k_1 < k_2 < \dots < k_J \leq n$ be J effect quantiles of interest. One straightforward way is to combine individual confidence intervals in Theorem 4(a) using Bonferroni’s method. Theorem 5 below improves this naive approach by utilizing dependence among numbers of treated units with large effects. For any $0 \leq k'_1, \dots, k'_J \leq n_t$ define

$$\Delta_{\text{H}}(k'_{1:J}; n, n_t, k_{1:J}) \equiv \mathbb{P} \left(\bigcup_{j=1}^J \left\{ \sum_{i=j}^J \mathfrak{H}_i > n_t - k'_j \right\} \right), \quad (8)$$

where $(n_t - \sum_{j=1}^J \mathfrak{H}_j, \mathfrak{H}_1, \dots, \mathfrak{H}_{J-1}, \mathfrak{H}_J) \sim \text{MHG}(k_1, k_2 - k_1, \dots, k_J - k_{J-1}, n - k_J; n_t)$ follows a multivariate Hypergeometric distribution. Specifically, $\text{MHG}(a_0, a_1, \dots, a_{J-1}, a_J; n_t)$ describes the numbers of balls of colors 0 to J in a random sample of size n_t , drawn without replacement from an urn with a_j balls for each color j .

Theorem 5. Consider the CRE and any rank score statistic. Let $\tau_{(k_1)} \leq \tau_{(k_2)} \leq \dots \leq \tau_{(k_J)}$ be the treatment effect quantiles of interest. For any $\alpha \in (0, 1)$ and any $0 \leq k'_1, \dots, k'_J \leq n_t$, the intervals $\mathcal{I}_{t(k'_j)}^{\alpha'}$ s defined as in Theorem 1(b) with $\alpha' = \alpha - \Delta_{\text{H}}(k'_{1:J}; n, n_t, k_{1:J})$ are simultaneously valid confidence intervals for $\tau_{(k_j)}$ s, i.e., $\mathbb{P}(\bigcap_{j=1}^J \{\tau_{(k_j)} \in \mathcal{I}_{t(k'_j)}^{\alpha'}\}) \geq 1 - \alpha$.

The construction of the simultaneous confidence intervals in Theorem 5 comprises mainly

two components. First, we consider the event where the number of units with the largest $n - k_j$ individual effects that receive treatment is bounded by $n_t - k'_j$ for all j . Second, once this event holds, intervals from inverting the $p_{k'_j, c}^{n, t}$ s with respect to any level α can cover the quantiles $\tau_{(k_j)}$ s simultaneously with probability at least $1 - \alpha$. Importantly, the probability that the previous event fails has a sharp bound in (8) that is more accurate than Bonferroni’s bound, which can be represented by multivariate Hypergeometric distributions and approximated using Monte Carlo method. Such a sharp bound is beneficial in our context because these events $\{\sum_{i=j}^J \mathfrak{H}_i > n_t - k'_j\}$ s for $1 \leq j \leq J$, which describe the numbers of units with large effects that are assigned to the treated group, are strongly positively correlated.

Remark 3. Similar to Remark 2, we can also construct the intervals in Theorem 5 through the following two steps. We first construct simultaneous “confidence” bounds for effect quantiles $\tau_{(k_j)}$ s using effect quantiles $\tau_{t(k'_j)}$ s for treated units, whose simultaneous coverage probability is at least $1 - \Delta_{\text{H}}(k'_{1:J}; n, n_t, k_{1:J})$; see, e.g., Chen et al. (2023). We then construct simultaneous prediction intervals for effect quantiles of treated units by Theorem 1.

Remark 4. Analogously, we can also construct confidence intervals for $\tau_{(k_j)}$ s utilizing effect quantiles of control units; this can be achieved by switching treatment labels and changing outcome signs. In practice, we can combine intervals obtained from effect quantiles of both treated and control units using Bonferroni’s method. The resulting inference will then be invariant to treatment labeling, a property that is also enjoyed by Theorem 2.

Remark 5. The choice of k'_j s in Theorem 5 is a researcher choice and can impact the inferential power. Similar to the discussion for Theorem 3, we may choose k'_j s such that the correction term Δ_{H} is close to, but bounded from above by $\gamma\alpha$, for some $\gamma \in (0, 1)$. Below we give a strategy to choose such k'_j s. For each $\kappa \in (0, 1)$, we let $k'_j = n_t - q_{\text{HG}}(1 - \kappa\gamma\alpha; n, n - k, n_t)$ for each j ; from Remark 2, $\tau_{t(k'_j)}$ is actually a $1 - \kappa\gamma\alpha$ individual “confidence” bound for $\tau_{(k_j)}$. We then choose the largest possible κ such that the corresponding Δ_{H} is bounded by $\gamma\alpha$. By Bonferroni inequality, it is not difficult to see that this desired value of κ must be

between J^{-1} and 1. When $J = 1$, κ must be 1, and this strategy reduces to that discussed after Theorem 3 for inferring a single effect quantile.

Remark 6. Theorem 5 can be used to construct simultaneous confidence bands for the whole quantile and distribution functions. Specifically, let $[\underline{c}_j, \infty)$ be a $1 - \alpha$ simultaneous confidence interval for effect quantiles $\tau_{(k_j)}$, for some prespecified $1 \leq k_1 < k_2 < \dots < k_J \leq n$ and $\alpha \in (0, 1)$, as constructed in Theorem 5. By monotonicity of the quantiles, a simultaneous confidence band for $\tau_{(k)}$ with $1 \leq k \leq n$ is $[\underline{c}_{q(k)}, \infty)$, where $q(k)$ is defined as the maximum j such that $k_j \leq k$. These simultaneous confidence bands can be easily visualized, as illustrated in Section 3.4. In practice, we suggest choosing a set of quantiles $\tau_{(k_j)}$ s of most interest.

3.4. Evaluating the effectiveness of professional development

To demonstrate the benefits from the proposed methods, we re-analyze the education experiment in Caughey et al. (2023), in which a group of fourth grade teachers were randomly assigned to treatment or control, and the treated teachers would participate in professional development courses focusing on the teaching of electric circuits (Heller et al. 2010). The outcome of interest is the gain score based on tests before and after the course. We preprocess the data in the same way as Caughey et al. (2023) and analyze the data as a completely randomized experiments with 164 treated teachers and 69 control teachers.

We compare three methods: the original method in Caughey et al. (2023) and our proposed methods in Section 3.2 (particularly the one described in Theorem 2) and Section 3.3 (particularly the one described in Remark 4), where the latter two are invariant to treatment labeling. Following Caughey et al. (2023), we use the Stephenson rank sum statistic with $s = 6$ for all of these methods, which has the form in (3) with $\phi(r) = \binom{r-1}{s-1}$ if $r \geq s$ and 0 otherwise. Figure 1(a)–(c) show the 90% lower confidence limits for all effect quantiles $\tau_{(k)}$ s using these three methods. The confidence intervals in (a) and (b) are both simultaneously valid, while the confidence intervals in (c) are either individually valid (shown in black color) or simultaneously valid (shown in red color). Specifically, we construct simultaneous confi-

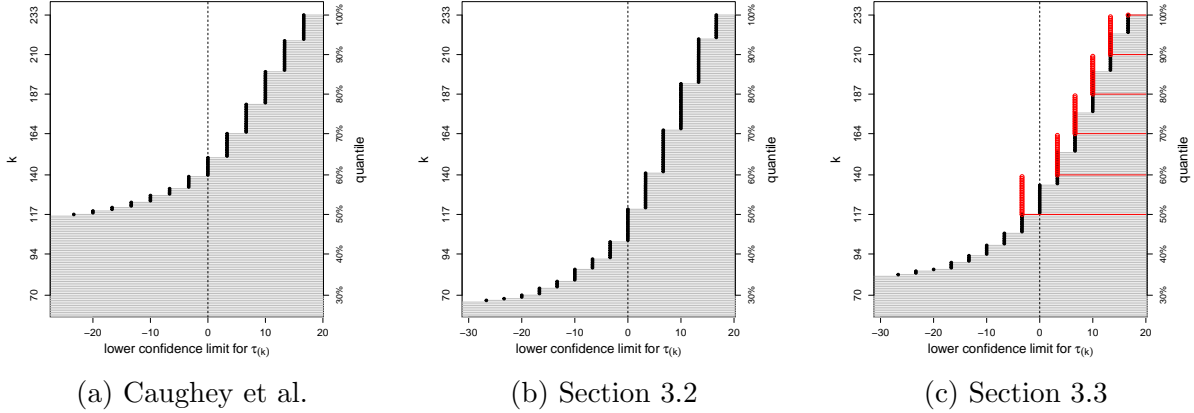


Figure 1: 90% confidence intervals for treatment effect quantiles among all 233 teachers in the experiment. (a) and (b) show the simultaneous lower confidence limits using the original Caughey et al. (2023)’s method and our improved method from Section 3.2. (c) shows the individual lower confidence limits (black points) and simultaneous lower confidence limits (red points) using our improved method from Section 3.3. The uninformative lower confidence limits of $-\infty$ for lower quantiles are omitted from the plots.

dence intervals for the 100%, 90%, \dots , 50% quantiles of individual effects in (c), and use that to construct a confidence band for all the effect quantiles as described in Remark 6.

From Figure 1, our newly proposed methods largely improve upon the original Caughey et al. (2023)’s approach and provide much more informative inference for treatment effect quantiles. For example, the confidence intervals for $\tau_{(k)}$ s are not informative for $k \leq 66$ and $k \leq 81$ under our two improved methods, respectively, as opposed to $k \leq 116$ under the original method. In addition, the lower confidence limits for the proportion of teachers with positive treatment effects, $n(0)/n$, are, respectively, 39.9%, 55.8% and 49.8%, under the original and our improved methods. Here we choose the tuning parameter $\gamma = 0.5$ for the intervals in Figure 1(c). We have also tried $\gamma = 0.3$ and 0.7, and the results are similar. This robustness against the choice of γ agrees with our simulation results; see Section 6.

4. Stratified randomized experiments

Section 3 focuses on the CRE where treatment assignments are exchangeable across all units. Su and Li (2023) extended Caughey et al. (2023)’s inference on effect quantiles to stratified randomized experiments, where treatment assignments are exchangeable only within each

stratum. However, their approach also suffers from the same critique as in Section 3.1. Below we will use ideas from Section 3 to improve Su and Li (2023)’s approach.

4.1. Review of Su and Li (2023)’s approach and its drawbacks

Consider a stratified completely randomized experiment (SCRE), where all the n experimental units are divided into S strata and units within each stratum are completely randomized into treatment and control. To facilitate discussion, we will index each unit by double indices si with $1 \leq s \leq S$ and $1 \leq i \leq n_s$, where n_s denotes the number of units within each stratum s and $\sum_{s=1}^S n_s = n$. We adopt the notation from Section 2.1, including the potential outcomes, individual effects, observed outcomes, treatment assignments and their vectorizations, except that they are now being double indexed. For each stratum s , we use n_{st} and $n_{sc} \equiv n_s - n_{st}$ to denote the numbers of treated and control units, respectively.

Su and Li (2023) considered again the null hypothesis $H_{k,c}^n$ in (2), and proposed analogously to use the supremum of the Fisher randomization p -value over all possible sharp null hypotheses satisfying $H_{k,c}^n$. To make it computationally feasible, Su and Li (2023) utilized a stratified rank score statistic of the following form:

$$\tilde{t}(\mathbf{z}, \mathbf{y}) = \sum_{s=1}^S t_s(\mathbf{z}_s, \mathbf{y}_s) = \sum_{s=1}^S \sum_{i=1}^{n_s} z_{si} \phi_s(\text{rank}_i(\mathbf{y}_s)), \quad (9)$$

where \mathbf{z}_s and \mathbf{y}_s denote the treatment assignment and outcome vectors corresponding to stratum s , and $t_s(\cdot, \cdot)$ is a rank score statistic defined as in (3), i.e., ϕ_s is a increasing function for all s and ties in ranking will be broken by randomly shuffled ordering of units. The resulting p -value from Su and Li (2023) has the following form:

$$\tilde{p}_{k,c}^n = \tilde{G} \left(\inf_{\delta \in \mathcal{H}_{k,c}^n} \tilde{t}(\mathbf{Z}, \mathbf{Y} - \mathbf{Z} \circ \delta) \right), \quad \text{where } \tilde{G}(x) = \mathbb{P}\{\tilde{t}(\mathbf{Z}, \mathbf{y}) \geq x\} \text{ for any } \mathbf{y} \in \mathbb{R}^n. \quad (10)$$

In (10), $\tilde{G}(\cdot)$ is well-defined because $\tilde{t}(\mathbf{Z}, \mathbf{y})$ is distribution free under the SCRE, and $\mathcal{H}_{k,c}^n$ is defined as in Section 3.1. Su and Li (2023) showed that the optimization for $\tilde{p}_{k,c}^n$ can be trans-

formed into instances of the multiple-choice knapsack problem, and can be efficiently solved either exactly or conservatively. However, the p -value in (10) can be overly conservative due to the same reason as discussed in Section 3.1, despite the advantage of simultaneously valid inference across all effect quantiles. Specifically, the p -value in (10) considers the worst-case scenario where units with large effects are all assigned to the treated group, which is unlikely due to randomization.

4.2. Stratified completely randomized experiments

It is worth mentioning that extending the idea in Section 3.3 to stratified experiments can be quite challenging. The challenge arises from the unknown treatment effect heterogeneity across strata; this is closely related to the investigation of stratified sampling in, e.g., Sedransk and Meyer (1978). Therefore, we will focus on utilizing ideas from Section 3.2.

Similar to Caughey et al. (2023)'s approach for the CRE discussed in Section 3.1, the test statistic $\tilde{t}(\mathbf{Z}, \mathbf{Y} - \mathbf{Z} \circ \boldsymbol{\delta})$ in (10), as well as the resulting p -value $\tilde{p}_{k,c}^n$ used by Su and Li (2023), depends essentially on the treatment effects on treated units. Thus, intuitively, we can also view the p -value in (10) as a p -value for testing the null hypothesis that the number of treated units with effects greater than c is bounded by $n - k$; again, this is not a traditional null hypothesis since it can be random due to the randomization of treatment assignments. Define the null hypothesis $H_{k,c}^{n,t}$ and the corresponding set $\mathcal{H}_{k,c}^{n,t} \in \mathbb{R}^n$ the same as in Section 3.2. The theorem below follows by the same logic as Theorem 1. For conciseness, we present its short version below and relegate the details to the supplementary material.

Theorem 6. Consider the SCORE and any stratified rank score statistic $\tilde{t}(\cdot, \cdot)$ in (9).

- (i) For any $0 \leq k \leq n_t \equiv \sum_{s=1}^S n_{st}$ and any $c \in \mathbb{R}$,

$$\tilde{p}_{k,c}^{n,t} \equiv \tilde{G} \left(\inf_{\boldsymbol{\delta} \in \mathcal{H}_{k,c}^{n,t}} \tilde{t}(\mathbf{Z}, \mathbf{Y} - \mathbf{Z} \circ \boldsymbol{\delta}) \right) = \tilde{G} \left(\inf_{\boldsymbol{\delta} \in \mathcal{H}_{n_c+k,c}^n} \tilde{t}(\mathbf{Z}, \mathbf{Y} - \mathbf{Z} \circ \boldsymbol{\delta}) \right) = \tilde{p}_{n_c+k,c}^n$$

is a valid p -value for testing $H_{k,c}^{n,t}$ in (5), where $\tilde{p}_{n_c+k,c}^n$ is defined as in (10).

- (ii) Theorem 1(b)–(d) hold with $p_{k,c}^{n,t}$ replaced by $\tilde{p}_{k,c}^{n,t}$.

The discussions in Section 3.2 for Theorem 1 hold analogously for Theorem 6. First, the prediction intervals for effect quantiles of treated units are the same as the confidence intervals for the top n_t effect quantiles of all units under the original Su and Li (2023)’s approach. This new interpretation can thus make the inference results more informative. Second, by the same logic as Theorem 1, we can also obtain simultaneous prediction intervals for effect quantiles of control units, simply by switching treatment labels and changing outcome signs. Finally, we can combine the prediction intervals for treated and control units to get simultaneous confidence intervals for effect quantiles of all units as in Theorem 2.

4.3. Matched observational studies

We then extend the discussion to matched observational studies, which can be viewed as stratified experiments but with possibly unknown and nonexchangeable treatment assignments within each stratum due to unmeasured confounding. We adopt the notation from Section 4.2, where each stratum corresponds to a matched set. For descriptive simplicity, we assume there is only one treated unit per matched set, i.e., $n_{st} = 1$ for all $1 \leq s \leq S$. The results can be extended to matched studies with one treated or control unit per matched set; see, e.g., Rosenbaum (2002, pp. 161–162) and Su and Li (2023, Remark 8).

Following Rosenbaum (2002), we assume that the treatment assignment mechanism has the following form for some unknown $\mathbf{u} = (u_{11}, u_{12}, \dots, u_{Sn_s}) \in [0, 1]^n$ and $\Gamma \geq 1$:

$$\mathbb{P}_{\mathbf{u}, \Gamma}(\mathbf{Z} = \mathbf{z}) = \prod_{s=1}^S \frac{\exp(\gamma \sum_{i=1}^{n_s} z_{si} u_{si})}{\sum_{i=1}^{n_s} \exp(\gamma u_{si})} \cdot \mathbb{1}(\mathbf{z} \in \mathcal{Z}), \quad (11)$$

where $\gamma = \log(\Gamma)$ and \mathcal{Z} denotes the set of all possible assignments such that there is exactly one treated unit per matched set. Under (11), within any matched set, a unit is at most Γ times more likely to receive treatment than any other unit. Intuitively, Γ measures the strength of the unmeasured confounding, and u_{si} s represent the hidden confounder associated with each unit. The sensitivity analysis investigates how the inference results for treatment effects vary with Γ . We refer readers to Rosenbaum (1987), Gastwirth et al.

(2000), Rosenbaum (2002) and Wu and Li (2023) for more details about the formulation and interpretation of this sensitivity analysis framework.

Su and Li (2023) considered again the null hypothesis in (2) regarding treatment effect quantiles of all units in the matched study. To ensure the validity of a test for $H_{k,c}^n$, they proposed to take supremum of the Fisher randomization p -value over all possible treatment effects satisfying $H_{k,c}^n$ and all possible configurations of hidden confounders $\mathbf{u} \in [0, 1]^n$. To overcome the computational difficulty, they further utilized the stratified rank score statistic in (9), and demonstrated that the optimization for the resulting valid p -value can be separated into two parts: one over all possible configurations of hidden confounders and the other over all possible individual treatment effects. Specifically, for any stratified rank score statistic, its worst-case distribution over all possible hidden confounders enjoys a distribution free property, i.e., $\tilde{G}_\Gamma(c) = \max_{\mathbf{u} \in [0, 1]^n} \mathbb{P}_{\mathbf{u}, \Gamma} \{\tilde{t}(\mathbf{Z}, \mathbf{y}) \geq c\}$ is the same for any $\mathbf{y} \in \mathbb{R}^n$. The resulting valid p -value in Su and Li (2023) for testing $H_{k,c}^n$ in (2) under a given bound Γ on unmeasured confounding strength has the following form:

$$\tilde{p}_{k,c}^n(\Gamma) = \tilde{G}_\Gamma \left(\inf_{\delta \in \mathcal{H}_{k,c}^n} \tilde{t}(\mathbf{Z}, \mathbf{Y} - \mathbf{Z} \circ \delta) \right), \quad (12)$$

where the minimization of the test statistic can be done in the same way as in the SCORE. Note that when $\Gamma = 1$, $\tilde{G}_\Gamma(\cdot)$ and $\tilde{p}_{k,c}^n(\Gamma)$ reduce to $\tilde{G}(\cdot)$ and $\tilde{p}_{k,c}^n$ in (10).

The p -value in (12) can be overly conservative due to the same reason as discussed in Sections 3.1 and 4.1. By the same logic as Sections 3.2 and 4.2, we will improve Su and Li (2023)'s sensitivity analysis by reinterpreting the p -value in (12) as a valid p -value for testing effect quantiles among treated units. For conciseness, we summarize the results in the following theorem, with details relegated to the supplementary material.

Theorem 7. Consider a matched observational study and any stratified rank score statistic $\tilde{t}(\cdot, \cdot)$ in (9). Suppose that the unmeasured confounding strength is bounded by $\Gamma \geq 1$, i.e., the treatment assignment follows (11) for some unknown $\mathbf{u} \in [0, 1]^n$.

(i) For any $0 \leq k \leq n_t \equiv \sum_{s=1}^S n_{st}$ and any $c \in \mathbb{R}$,

$$\tilde{p}_{k,c}^{n,t}(\Gamma) \equiv \tilde{G}_\Gamma \left(\inf_{\delta \in \mathcal{H}_{k,c}^{n,t}} \tilde{t}(\mathbf{Z}, \mathbf{Y} - \mathbf{Z} \circ \delta) \right) = \tilde{G}_\Gamma \left(\inf_{\delta \in \mathcal{H}_{n_c+k,c}^n} \tilde{t}(\mathbf{Z}, \mathbf{Y} - \mathbf{Z} \circ \delta) \right) = \tilde{p}_{n_c+k,c}^n(\Gamma)$$

is a valid p -value for testing $H_{k,c}^{n,t}$ in (5), where $\tilde{p}_{n_c+k,c}^n(\Gamma)$ is defined as in (12).

(ii) Theorem 1(b)–(d) hold with $p_{k,c}^{n,t}$ replaced by $\tilde{p}_{k,c}^{n,t}(\Gamma)$.

Below we give two additional remarks for Theorem 7. First, for matched pair studies, $\tilde{G}_\Gamma(\cdot)$ has a closed-form solution and can be efficiently approximated by Monte Carlo method. For general matched set studies, when the number of sets is large, we can approximate $\tilde{G}_\Gamma(\cdot)$ by the tail probability of a Gaussian distribution; see Gastwirth et al. (2000) and Su and Li (2023) for efficient computation and asymptotic validity of such Gaussian approximations.

Second, similar to Theorem 2, we can combine prediction intervals for treated units and control units to obtain confidence intervals for all units. However, in a matched observational study, especially when we match each treated unit with one or multiple controls, we are often interested in treatment effects for treated units. In such cases, sensitivity analysis for effect quantiles among treated units as in Theorem 7 can be more preferable than that for all units.

4.4. Effect of smoking on the blood cadmium level

We re-analyze the matched study in Su and Li (2023), to demonstrate the benefit from our improved method. The matched study contains 512 matched sets, each of which contains one treated unit (i.e., daily smoker) and two control units (i.e., nonsmokers). We are interested in the causal effect of smoking on the blood cadmium level (ug/l). Following Su and Li (2023), we used the Wilcoxon rank sum statistic throughout this subsection.

We first assume that matching is perfect so that the matched study essentially reduces to a SCRE, under which units are completely randomized within each matched set. Figure 2(a) and (b) show the 90% simultaneous confidence intervals for all treatment effect quantiles from the original approach in Su and Li (2023) using either the original data or the data with switched treatment labels and changed outcome signs. As discussed in 4.2, the top

512 intervals in Figure 2(a) and the top 1024 intervals in Figure 2(b) can be equivalently interpreted as the simultaneous prediction intervals for effect quantiles among treated and control units, respectively. Figure 2(c) shows the 90% confidence intervals from our improved method, which essentially combines those top intervals from (a) and (b) but with confidence level 95%. Obviously, the improved method provides more informative confidence intervals.

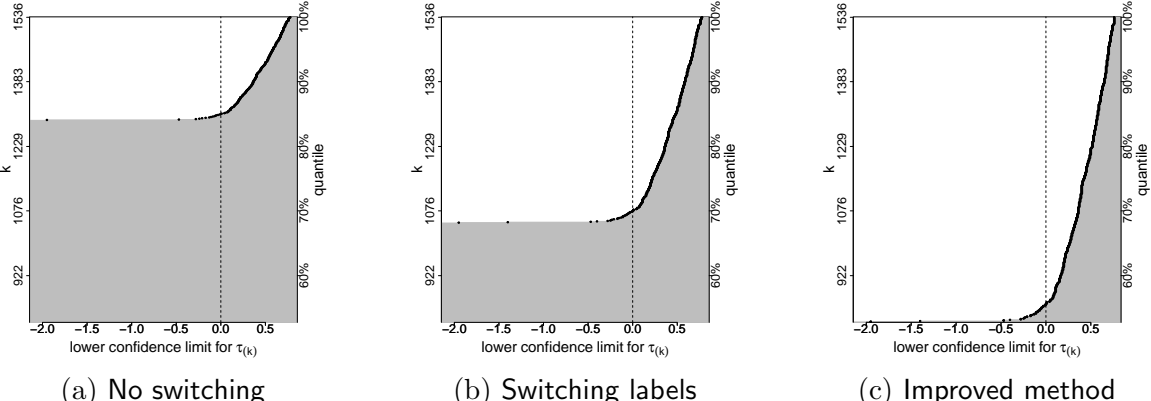


Figure 2: 90% simultaneous confidence intervals for quantiles of individual treatment effects. Uninformative intervals of $(-\infty, +\infty)$ for quantiles of lower ranks are omitted from the figure.

Next, we conduct sensitivity analysis for treatment effect quantiles when the bound Γ on confounding strength takes the following values: 1.0, 1.3, 2.2, 4.0, 8.3, 38.4. These values are the largest Γ values such that the 90% prediction intervals for the 55%, 60%, 70%, 80%, 90% and 100% quantiles of individual effects among treated units do not cover zero, respectively. Figure 3(a) shows the 90% simultaneous confidence intervals for effect quantiles of all units under various Γ values using the original approach in Su and Li (2023) with switched treatment labels and changed outcome signs, and (b) shows the corresponding confidence intervals using our improved approach. We further consider treatment effects among only treated units, which are often the inferential target for a matched observational study. Figure 3(c) shows the 90% simultaneous prediction intervals for all effect quantiles among treated units. From Figure 3(c), smoking increases blood cadmium level for a significant proportion of smokers, and this conclusion is robust to moderate unmeasured confounding. For example, when the strength of unmeasured confounding is bounded by 2.2, we are 90% confident

that smoking increases the blood cadmium level for at least 30% of the smokers in the study.

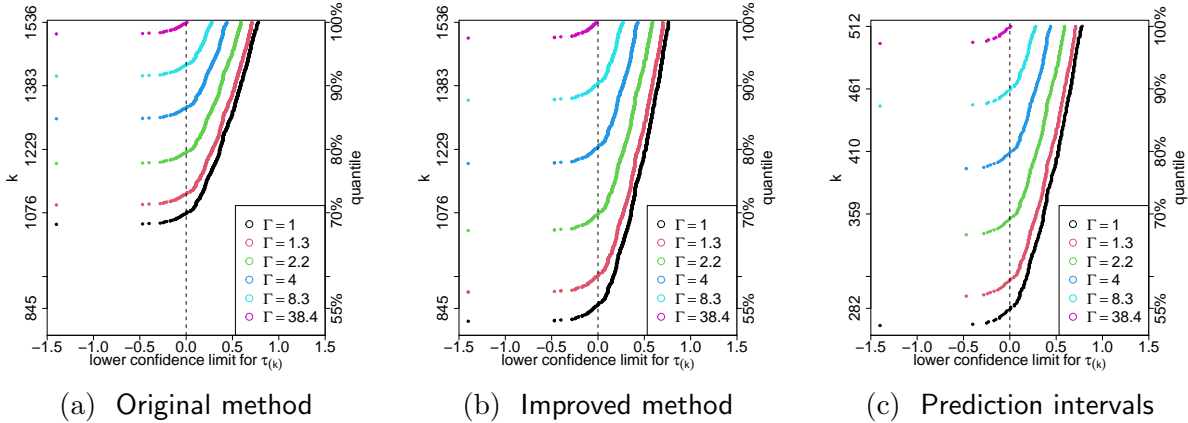


Figure 3: The 90% lower confidence limits for effect quantiles among all units under various sensitivity models indexed by different Γ values from: (a) the original approach in Su and Li (2023) with switched treatment labels and changed outcome signs, and (b) the improved approach. (c) The 90% lower bounds of prediction intervals for all effect quantiles among treated units.

5. Sampling-based randomized experiments

We now study inference for distributions of individual effects in sampling-based randomized experiments, where units are random samples from larger populations of interest. We will consider two scenarios where the larger population is either a finite population or a super-population. The former scenario is useful for analyzing multi-armed or survey experiments, while the latter is often invoked as a convenient assumption for statistical inference.

5.1. Population distributions of individual treatment effects

We consider first the finite population setting, where the set of the n experimental units is a simple random sample from a possibly larger finite population of $N \geq n$ units. For example, in a survey experiment, only a subset of units will be enrolled in an experiment due to, say, resource constraints; in a multi-arm experiment, only a subset of units will receive the two treatments whose contrast is of interest. In such settings, we will use $\{(Y_i^{\text{fp}}(1), Y_i^{\text{fp}}(0)) : 1 \leq i \leq N\}$ to denote the treatment and control potential outcomes for all N units. The potential outcomes for the n experimental units, $\{(Y_i(1), Y_i(0)) : 1 \leq i \leq n\}$, are sampled randomly without replacement from the finite population $\{(Y_i^{\text{fp}}(1), Y_i^{\text{fp}}(0)) : 1 \leq i \leq N\}$.

When $N = n$, this setting reduces to that in Section 3. Let $\tau_i^{\text{fp}} \equiv Y_i^{\text{fp}}(1) - Y_i^{\text{fp}}(0)$, $1 \leq i \leq N$, denote the individual treatment effect for unit i in the finite population. We are interested in the finite population distribution of individual treatment effects with distribution function $F_{\text{fp}}(c) \equiv N^{-1} \sum_{i=1}^N \mathbb{1}(\tau_i^{\text{fp}} \leq c)$ for $c \in \mathbb{R}$ and quantile function $F_{\text{fp}}^{-1}(\cdot)$.

We consider then the superpopulation setting where the n experimental units are independent and identically distributed (i.i.d.) samples from a superpopulation. Let $(Y^{\text{sp}}(1), Y^{\text{sp}}(0))$ denote a representative sample from this superpopulation. We are interested in the superpopulation distribution of individual treatment effect $\tau^{\text{sp}} \equiv Y^{\text{sp}}(1) - Y^{\text{sp}}(0)$. Let $F_{\text{sp}}(c) \equiv \mathbb{P}(\tau^{\text{sp}} \leq c)$ and $F_{\text{sp}}^{-1}(\cdot)$ denote the corresponding distribution and quantile functions.

5.2. Experiments with random sampling from a finite population

Suppose we are interested in inferring treatment effect quantiles $F_{\text{fp}}^{-1}(\beta_1), \dots, F_{\text{fp}}^{-1}(\beta_J)$, for some prespecified $0 \leq \beta_1 < \dots < \beta_J < 1$. When $J = 1$, we will construct a confidence interval for a single effect quantile, and as discussed after Theorem 4, we can use this to construct confidence intervals for the proportion of units with effects greater than any threshold. When $J > 1$, we will construct simultaneous confidence intervals for the J effect quantiles of interest. Similar to Remark 6, we can use them to construct simultaneous confidence bands for the whole quantile function $F_{\text{fp}}^{-1}(\cdot)$ and equivalently the distribution function $F_{\text{fp}}(\cdot)$.

We utilize ideas in Remarks 2 and 3 to construct simultaneous confidence intervals for $F_{\text{fp}}^{-1}(\beta_j)$ s. Essentially, we first construct simultaneous “confidence” intervals for these population effect quantiles using the sample quantiles for all experimental units, and then construct simultaneous prediction intervals for these sample quantiles.

Theorem 8. Consider an experiment in which the set of units is a simple random sample of size n from a finite population of in total $N \geq n$ units, and suppose that the population effect quantiles $F_{\text{fp}}^{-1}(\beta_j)$ s are of interest, where $0 \leq \beta_1 < \beta_2 < \dots < \beta_J \leq 1$ and $J \geq 1$. For any $\alpha \in (0, 1)$ and $0 \leq k'_1 \leq k'_2 \leq \dots \leq k'_J \leq n$, define $\Delta_{\text{H}}(k'_{1:J}; N, n, k_{1:J})$ the same as in (8), with $k_j = \lceil N\beta_j \rceil$ for all j , and let $\mathcal{I}_{(k'_j)}^{\alpha'}$ s be simultaneous $1 - \alpha'$ one-sided prediction intervals for sample effect quantiles $\tau_{(k'_j)}$ s constructed using Theorem 2 or 6, depending on

the treatment assignment mechanism, where $\alpha' = \alpha - \Delta_{\text{H}}(k'_{1:J}; N, n, k_{1:J})$. Then the $\mathcal{I}_{(k'_j)}^{\alpha'}$ s are simultaneous $1 - \alpha$ confidence intervals for the quantiles $F_{\text{fp}}^{-1}(\beta_j)$ s, in the sense that $\mathbb{P}\{F_{\text{fp}}^{-1}(\beta_j) \in \mathcal{I}_{(k'_j)}^{\alpha'} \text{ for all } 1 \leq j \leq J\} \geq 1 - \alpha$.

In the case of CRE, we can also use sample quantiles for treated or control units to construct confidence intervals for population effect quantiles, by replacing n by n_t or n_c , and $\tau_{(k'_j)}$ by $\tau_{t(k'_j)}$ or $\tau_{c(k'_j)}$, respectively, in Theorem 8. This is intuitive because both treated and control groups are simple random samples from the target population under the CRE.

Below we give three additional remarks regarding Theorem 8. First, Theorem 8 generalizes Theorem 5 in the sense that it uses confidence intervals for sample effect quantiles to infer effect quantiles for larger populations. Second, k'_j s can be chosen in the same way as that discussed in Remark 5. Third, similar to Remark 6, we can utilize the simultaneous confidence intervals in Theorem 8 to construct confidence bands for the whole $F_{\text{fp}}^{-1}(\cdot)$.

5.3. Experiments with random sampling from a superpopulation

We now consider inference for superpopulation quantiles $F_{\text{sp}}^{-1}(\beta_1) \leq F_{\text{sp}}^{-1}(\beta_2) \leq \dots \leq F_{\text{sp}}^{-1}(\beta_J)$ for some prespecified $0 \leq \beta_1 < \dots < \beta_J \leq 1$. Similar to finite population setting, we use the two-step procedure to construct simultaneous confidence intervals for them. Under i.i.d. sampling, the coverage probability of sample quantiles for population quantiles will involve Multinomial distributions. For any $n \geq 1$ and $0 \leq \beta_1 < \dots < \beta_J \leq 1$, define

$$\Delta_{\text{M}}(k_{1:J}; n, \beta_{1:J}) = \mathbb{P}\left(\bigcup_{j=1}^J \left\{ \sum_{i=j}^J M_i > n - k_j \right\}\right), \quad (13)$$

where $(n - \sum_{j=1}^J M_j, M_1, \dots, M_{J-1}, M_J) \sim \text{MN}(\beta_1, \beta_2 - \beta_1, \dots, \beta_J - \beta_{J-1}, 1 - \beta_J; n)$. Specifically, $\text{MN}(a_0, a_1, \dots, a_J; n)$ denotes the numbers of balls of colors 0 to J among in total n balls, where each ball has color j with probability a_j , independently across all balls.

Theorem 9. Consider an experiment where the units are i.i.d. samples from a superpopulation, and suppose that the population effect quantiles $F_{\text{sp}}^{-1}(\beta_j)$ s are of interest, where $0 \leq \beta_1 < \beta_2 < \dots < \beta_J \leq 1$ and $J \geq 1$. For any $\alpha \in (0, 1)$ and $0 \leq k'_1 \leq k'_2 \leq \dots \leq k'_J \leq n$,

define $\Delta_M(k'_{1:J}; n, \beta_{1:J})$ as in (13), and let $\mathcal{I}_{(k'_j)}^{\alpha'}$ s be simultaneous $1 - \alpha'$ one-sided prediction intervals for sample effect quantiles $\tau_{(k'_j)}$ s using Theorem 2 or 6, depending on the treatment assignment mechanism, where $\alpha' = \alpha - \Delta_M(k'_{1:J}; n, \beta_{1:J})$. Then the $\mathcal{I}_{(k'_j)}^{\alpha'}$ s are simultaneous confidence intervals for the quantiles $F_{\text{sp}}^{-1}(\beta_j)$ s, in the sense that $\mathbb{P}\{F_{\text{sp}}^{-1}(\beta_j) \in \mathcal{I}_{(k'_j)}^{\alpha'} \text{ for all } 1 \leq j \leq J\} \geq 1 - \alpha$.

The remarks for Theorem 8 holds analogously for Theorem 9. Below are four additional remarks. First, as long as the treatment assignment is independent of the potential outcomes, Theorem 9 holds as if the experiment is a CRE. This is because the inference can also be justified by exchangeability of potential outcomes; see the supplementary material for details.

Second, when the experiment is a SCRE, we can infer population effect quantiles using inference for sample effect quantiles in Theorem 6. Importantly, the stratification in the SCRE can depend on units' pretreatment covariates in an arbitrary way. Note that, in such cases, inference for population average treatment effects can be challenging and need assumptions on the stratification structure; see, e.g., Bai (2022) and Bai et al. (2022).

Third, in observational studies, if the matched treated units are i.i.d. samples from a superpopulation, we can analogously use Theorems 7 and 9 to conduct sensitivity analysis for effect quantiles among the superpopulation of treated units.

Fourth, intervals for superpopulation quantiles in Theorem 9 can be viewed as limits of that in Theorem 8 with finite population size $N \rightarrow \infty$. Specifically, the term Δ_H in Theorem 8 will converge to Δ_M in Theorem 9 as $N \rightarrow \infty$; see the supplementary material for details.

5.4. Evaluating the effectiveness of professional development

We consider again the example in Section 3.4. We now assume that the 233 teachers in the experiment are simple random samples from a larger finite population with $N = 500, 1000$ or 5000. Note that the inference for $N = 5000$ is very close to that under i.i.d. sampling from a superpopulation; see the discussion at the end of Section 5.3. Figure 4 shows the 90% simultaneous confidence bands for population quantile functions of individual effects, based on the 50%, 60%, \dots , 90% quantiles, using Theorem 8. Not surprisingly, the confidence

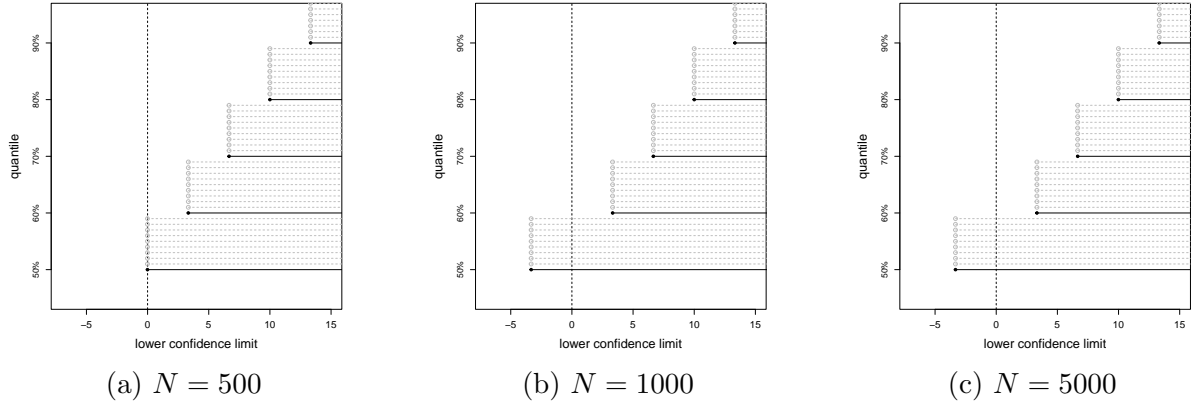


Figure 4: 90% simultaneous confidence bands for population (of size N) treatment effect quantiles.

bands become less informative as the target population size increases.

6. Simulation and practical suggestions

For conciseness, we relegate simulation studies to the supplementary material and summarize the main findings here. First, confidence intervals in Theorem 4 are robust to a wide range of the tuning parameter γ . Second, both improved methods in Sections 3.2 and 3.3, denoted by **M1** and **M2**, can be preferred depending on the true data generating process. Intuitively, if inferences for treatment effects among treated and control units provide equally informative predication intervals, then **M1** will be more preferable; otherwise, if, say, inference for treatment effects among treated units provides far more informative predication intervals, then **M2** will be more preferable. The reason is that **M1** directly combines inference results for treated and control units, while **M2** tries to use solely treated (or control) units to infer effects for all units. The informativeness of prediction intervals for treatment effects among treated and control units depends on the tail behavior of the potential outcome distributions. Specifically, when inferring treatment effects among treated units, what matter are the right tails of the potential outcome distributions. However, when inferring treatment effects among control units, what matter are the left tails.

Finally, we give some practical suggestions. First, without prior knowledge, we suggest using the combination of prediction intervals for treatment effects among treated and control

units as in Theorem 2 to infer treatment effects among all experimental units, since it requires no tuning and provides simultaneous confidence intervals for all effect quantiles. Second, when analyzing matched observational studies, we suggest using Theorem 7 to infer treatment effects among treated units, which are often the target of interest. Third, in sampling-based randomized experiments, we suggest choosing the k'_j s in almost the same way as that in Remark 5 with $\gamma = 1/2$. Intuitively, we evenly split the allowed error rate between the following two steps: (i) using sample effect quantiles for all experimental units to construct $1 - \alpha/2$ simultaneous “confidence” intervals for population effect quantiles and (ii) using Theorem 2 to construct $1 - \alpha/2$ simultaneous prediction intervals for all sample effect quantiles.

7. Conclusion and discussion

In this paper we studied inference for distributions and quantiles of individual treatment effects in various randomized experiments as well as quasi-experiments from matching. The key ideas can be summarized as follows. First, the recent randomization-based approaches proposed by Caughey et al. (2023) and Su and Li (2023) can be interpreted as inferring treatment effects among only treated or control units. They can be combined to provide often more informative inference for treatment effects among all units. Second, under random sampling, we can use sample quantiles to construct confidence intervals for effects quantiles among larger populations. For example, we can use effect quantiles among treated units to infer effect quantiles among all experiment units as studied in Section 3.3; we can also use effect quantiles among experimental units to infer effect quantiles for larger populations as studied in Section 5. Once we have predictions intervals for sample quantiles, we can have a two-step procedure to construct confidence intervals for population quantiles.

The proposed methods can significantly enhance existing randomization-based inference for treatment effect distributions. It is natural to ask whether the improved methods are in some sense accurate. For example, when the sample size goes to infinity, whether the confidence bounds for treatment effect quantiles will converge to their sharp bounds is an

important consideration; noting that the true effect quantiles are only partially identified in general. We leave this as future work.

REFERENCES

- A. Abadie, S. Athey, G. W. Imbens, and J. M. Wooldridge. Sampling-based versus design-based uncertainty in regression analysis. *Econometrica*, 88:265–296, 2020.
- S. Athey and G. Imbens. Recursive partitioning for heterogeneous causal effects. *Proceedings of the National Academy of Sciences*, 113(27):7353–7360, 2016.
- S. Athey and S. Wager. Policy learning with observational data. *Econometrica*, 89:133–161, 2021.
- Y. Bai. Optimality of matched-pair designs in randomized controlled trials. *American Economic Review*, 112:3911–40, 2022.
- Y. Bai, J. Liu, and M. Tabord-Meehan. Inference for matched tuples and fully blocked factorial designs. *arXiv preprint arXiv:2206.04157*, 2022.
- G. Basse, P. Ding, A. Feller, and P. Toulis. Randomization tests for peer effects in group formation experiments. *Econometrica*, 92:567–590, 2024.
- R. L. Berger and D. D. Boos. P values maximized over a confidence set for the nuisance parameter. *Journal of the American Statistical Association*, 89:1012–1016, 1994.
- I. Bojinov and N. Shephard. Time series experiments and causal estimands: Exact randomization tests and trading. *Journal of the American Statistical Association*, 114:1665–1682, 2019.
- Z. Branson and T. Dasgupta. Sampling-based randomised designs for causal inference under the potential outcomes framework. *International Statistical Review*, 88:101–121, 2020.

- D. Caughey, A. Dafoe, X. Li, and L. Miratrix. Randomization inference beyond the sharp null: Bounded null hypotheses and quantiles of individual treatment effects. *Journal of the Royal Statistical Society, Series B (Statistical Methodology)*, in press, 2023.
- Z. Chen, X. Li, and B. Zhang. The role of randomization inference in unraveling individual treatment effects in clinical trials: Application to HIV vaccine trials. *arXiv preprint arXiv:2310.14399*, 2023.
- P. Ding, A. Feller, and L. Miratrix. Randomization inference for treatment effect variation. *Journal of the Royal Statistical Society: Series B (Statistical Methodology)*, 78:655–671, 2016.
- Y. Fan and S. S. Park. Sharp bounds on the distribution of treatment effects and their statistical inference. *Econometric Theory*, 26:931–951, 2010.
- S. Firpo and G. Ridder. Partial identification of the treatment effect distribution and its functionals. *Journal of Econometrics*, 213:210–234, 2019.
- R. A. Fisher. *The Design of Experiments, 1st Edition*. Edinburgh, London: Oliver and Boyd, 1935.
- B. R. Frandsen and L. J. Lefgren. Partial identification of the distribution of treatment effects with an application to the knowledge is power program (kipp). *Quantitative Economics*, 12:143–171, 2021.
- D. A. Freedman. On regression adjustments in experiments with several treatments. *The Annals of Applied Statistics*, 2:176 – 196, 2008.
- J. L. Gastwirth, A. M. Krieger, and P. R. Rosenbaum. Asymptotic separability in sensitivity analysis. *Journal of the Royal Statistical Society: Series B (Statistical Methodology)*, 62: 545–555, 2000.

- K. Guo and G. Basse. The generalized oaxaca-blinder estimator. *Journal of the American Statistical Association*, in press:1–13, 2021.
- J. J. Heckman, J. Smith, and N. Clements. Making The Most Out Of Programme Evaluations and Social Experiments: Accounting For Heterogeneity in Programme Impacts. *The Review of Economic Studies*, 64:487–535, 1997.
- J. L. Heller, M. Shinohara, L. Miratrix, S. R. Hesketh, and K. R. Daehler. Learning science for teaching: Effects of professional development on elementary teachers, classrooms, and students. *Proceedings from Society for Research on Educational Effectiveness.*, 2010.
- J. L. Hill. Bayesian nonparametric modeling for causal inference. *Journal of Computational and Graphical Statistics*, 20:217–240, 2011.
- E. J. Huang, E. X. Fang, D. F. Hanley, and M. Rosenblum. Constructing a confidence interval for the fraction who benefit from treatment, using randomized trial data. *Biometrics*, 75:1228–1239, 2019.
- K. Imai and M. Ratkovic. Estimating treatment effect heterogeneity in randomized program evaluation. *The Annals of Applied Statistics*, 7:443 – 470, 2013.
- G. W. Imbens and D. B. Rubin. *Causal Inference for Statistics, Social, and Biomedical Sciences: An Introduction*. Cambridge: Cambridge University Press, 2015.
- Y. Jin and E. J. Candès. Selection by prediction with conformal p-values. *Journal of Machine Learning Research*, 24:1–41, 2023.
- T. Kaji and J. Cao. Assessing heterogeneity of treatment effects. *arXiv preprint arXiv:2306.15048*, 2023.
- E. H. Kennedy. Towards optimal doubly robust estimation of heterogeneous causal effects. *Electronic Journal of Statistics*, 17:3008 – 3049, 2023.

- S. R. Künzel, J. S. Sekhon, P. J. Bickel, and B. Yu. Metalearners for estimating heterogeneous treatment effects using machine learning. *Proceedings of the National Academy of Sciences*, 116:4156–4165, 2019.
- S. Lee. Partial identification and inference for conditional distributions of treatment effects. *Journal of Applied Econometrics*, 39:107–127, 2024.
- L. Lei and E. J. Candès. Conformal inference of counterfactuals and individual treatment effects. *Journal of the Royal Statistical Society: Series B (Statistical Methodology)*, 83:911–938, 2021.
- X. Li and P. Ding. General forms of finite population central limit theorems with applications to causal inference. *Journal of the American Statistical Association*, 112:1759–1769, 2017.
- X. Li, P. Ding, and D. B. Rubin. Asymptotic theory of rerandomization in treatment–control experiments. *Proceedings of the National Academy of Sciences*, 115:9157–9162, 2018.
- W. Lin. Agnostic notes on regression adjustments to experimental data: Reexamining Freedman’s critique. *The Annals of Applied Statistics*, 7:295–318, 2013.
- J. Lu, P. Ding, and T. Dasgupta. Treatment effects on ordinal outcomes: Causal estimands and sharp bounds. *Journal of Educational and Behavioral Statistics*, 43:540–567, 2018.
- A. R. Luedtke and M. J. van der Laan. Statistical inference for the mean outcome under a possibly non-unique optimal treatment strategy. *The Annals of Statistics*, 44:713–742, 2016.
- C. F. Manski. Statistical treatment rules for heterogeneous populations. *Econometrica*, 72:1221–1246, 2004.
- J. Neyman. On the application of probability theory to agricultural experiments. Essay on principles (with discussion). Section 9 (translated). reprinted ed. *Statistical Science*, 5:465–472, 1923.

- X. Nie and S. Wager. Quasi-oracle estimation of heterogeneous treatment effects. *Biometrika*, 108:299–319, 2020.
- M. Qian and S. A. Murphy. Performance guarantees for individualized treatment rules. *The Annals of Statistics*, 39:1180 – 1210, 2011.
- P. R. Rosenbaum. Sensitivity analysis for certain permutation inferences in matched observational studies. *Biometrika*, 74:13–26, 1987.
- P. R. Rosenbaum. Effects attributable to treatment: inference in experiments and observational studies within a discrete pivot. *Biometrika*, 88:219–231, 2001.
- P. R. Rosenbaum. *Observational Studies*. Springer, New York, 2 edition, 2002.
- D. B. Rubin. Estimating causal effects of treatments in randomized and nonrandomized studies. *Journal of Educational Psychology*, 66:688–701, 1974.
- G. Ruiz and O. H. M. Padilla. High confidence inference on the probability an individual benefits from treatment using experimental or observational data with known propensity scores. *arXiv preprint arXiv:2205.09094v2*, 2024.
- J. Sedransk and J. Meyer. Confidence Intervals for the Quantiles of a Finite Population: Simple Random and Stratified Simple Random Sampling. *Journal of the Royal Statistical Society: Series B (Methodological)*, 40:239–252, 1978.
- Y. Su and X. Li. Treatment effect quantiles in stratified randomized experiments and matched observational studies. *Biometrika*, 111:235–254, 2023.
- L. Tian, A. A. Alizadeh, A. J. Gentles, and R. Tibshirani. A simple method for estimating interactions between a treatment and a large number of covariates. *Journal of the American Statistical Association*, 109:1517–1532, 2014.

- S. Wager and S. Athey. Estimation and inference of heterogeneous treatment effects using random forests. *Journal of the American Statistical Association*, 113:1228–1242, 2018.
- D. Wu and X. Li. Sensitivity analysis for quantiles of hidden biases in matched observational studies. *arXiv preprint arXiv:2309.06459*, 2023.
- Z. Yang, T. Qu, and X. Li. Rejective sampling, rerandomization, and regression adjustment in survey experiments. *Journal of the American Statistical Association (in press)*, 2021.
- B. Zhang, A. A. Tsiatis, M. Davidian, M. Zhang, and E. Laber. Estimating optimal treatment regimes from a classification perspective. *Stat*, 1:103–114, 2012.
- B. Zhang, S. Heng, E. J. MacKay, and T. Ye. Bridging preference-based instrumental variable studies and cluster-randomized encouragement experiments: Study design, non-compliance, and average cluster effect ratio. *Biometrics*, 78:1639–1650, 2022.
- Z. Zhang, C. Wang, L. Nie, and G. Soon. Assessing the Heterogeneity of Treatment Effects via Potential Outcomes of Individual Patients. *Journal of the Royal Statistical Society Series C: Applied Statistics*, 62:687–704, 2013.
- Y. Zhao, D. Zeng, A. J. Rush, and M. R. Kosorok. Estimating individualized treatment rules using outcome weighted learning. *Journal of the American Statistical Association*, 107:1106–1118, 2012.

Supplementary Material to “Enhanced inference for distributions and quantiles of individual treatment effects in various experiments”

A1. Simulation studies

A1.1. Comparison between the two improved methods

In this subsection, we conduct simulations to compare the two improved methods in Sections 3.2 and 3.3. We consider a CRE with sample size $n = 100$, where half of the units are randomly assigned to treatment and control, respectively. We generate the potential outcomes as i.i.d. samples from the following model:

$$Y_i(0) \stackrel{\text{i.i.d.}}{\sim} N(0, \rho^2), \quad Y_i(1) \stackrel{\text{i.i.d.}}{\sim} N(2, 1 - \rho^2), \quad \text{where } \rho^2 = 0.1, 0.2, \dots, 0.9. \quad (\text{A1})$$

Specifically, for each iteration, we generate a new set of potential outcomes and a new treatment assignment vector. In this way, we are investigating the average performance of the proposed methods over the randomly generated potential outcomes.

For each of the 9 data generating models in (A1), we construct confidence intervals for quantiles of individual treatment effects using the following three methods:

- (a) the original method in Caughey et al. (2023), denoted by **M0**;
- (b) the first improved method in Section 3.2, particularly the one described in Theorem 2, denoted by **M1**;
- (c) the second improved method in Section 3.3, particularly the one described in Remark 4 with k'_j s chosen based on Remark 5 with $\gamma = 0.5$, denoted by **M2**.

Both **M0** and **M1** provide simultaneous confidence intervals for all quantiles of individual treatment effects. For **M2**, we construct both individual and simultaneous confidence intervals for the 50%, 60%, \dots , 90% quantiles of individual treatment effects. For all of these

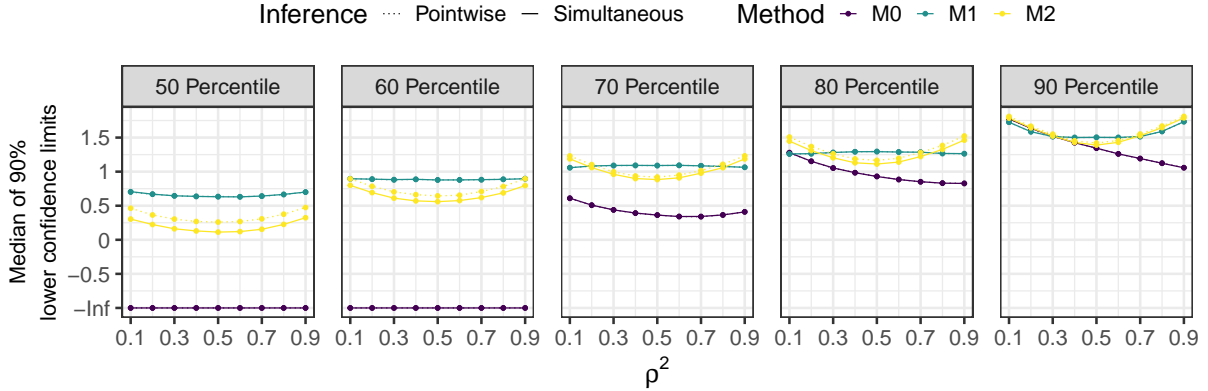


Figure A1: Median of the 90% lower confidence limits of $\tau_{(k)}$ s over 500 simulations using different methods with $s = 6$ for $k = \lceil 0.5 \times N \rceil, \lceil 0.6 \times N \rceil, \lceil 0.7 \times N \rceil, \lceil 0.8 \times N \rceil, \lceil 0.9 \times N \rceil$ and $N = n = 100$.

three methods, we use the Stephenson rank sum statistic with $s = 6$.

We focus on the 50%, 60%, ..., 90% quantiles of individual treatment effects. For each of the quantiles and under each data generating model determined by ρ^2 , we calculate the median of the 90% lower confidence limits derived from each method over 500 simulations. Intuitively, the larger the median value of the lower confidence limits, the more powerful a method is.

We summarize the simulation results in Figure A1 and observe three consistent trends. First, M1 and M2 appear to be superior to M0 in general; the gain is more pronounced for smaller quantiles of individual effects. Second, M1 outperforms M2 when both potential outcomes have similar variances, e.g., $\rho^2 = 0.5$, and when inferring smaller quantiles of individual effects. However, M2 can outperform M1 when the two potential outcomes have rather different variances, especially for inferring larger quantiles of individual effects. We briefly defer the explanation of this phenomenon. Third, comparing the simultaneous and individual lower confidence limits, M2 suffers only a small amount from correction due to simultaneous inference.

We now provide some insights into the performance of the two improved methods in the above simulation. The first improved method M1 combines inference for treatment

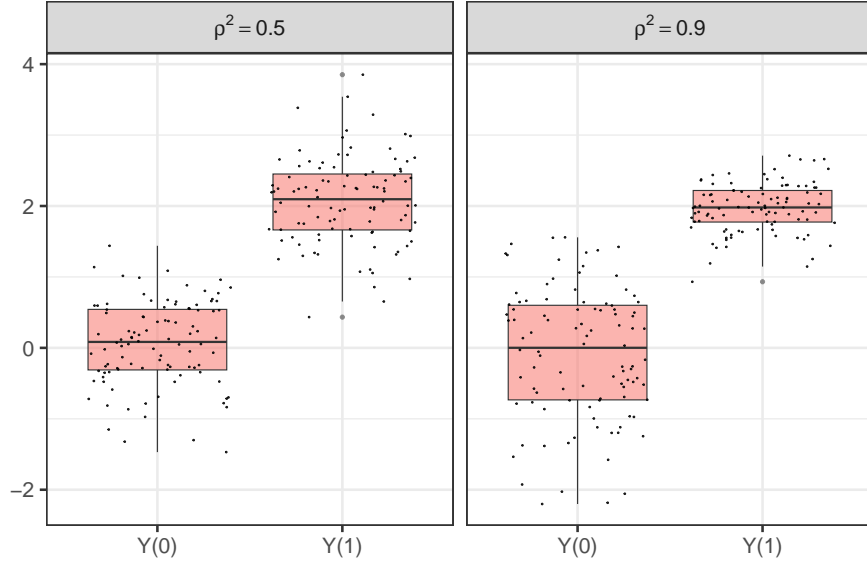


Figure A2: Boxplots of potential outcome distributions generated by $Y_i(0) \stackrel{\text{i.i.d.}}{\sim} N(0, \rho^2)$ and $Y_i(1) \stackrel{\text{i.i.d.}}{\sim} N(2, 1 - \rho^2)$ with $\rho^2 = 0.5$ (left panel) and $\rho^2 = 0.9$ (right panel), and $N = n = 100$.

effects among treated and control units, while the second improved method **M2** tries to use only effects among treated or control units to infer effects for all units. It is worth noting that, when inferring treatment effects among treated units, we are essentially focusing on the comparison of right tails of the two potential outcome distributions. When inferring treatment effects among control units, we will switch treatment labels and change outcome signs, under which we are then focusing on the comparison of the left tails of the two potential outcome distributions. As an example, Figure A2 shows the empirical distributions of potential outcomes based on simulated data from the two data generating models in (A1) with $\rho^2 = 0.5$ and $\rho^2 = 0.9$, respectively.

First, when $\rho^2 = 0.5$, the comparison of the tails of the two potential outcomes distributions gives similar results using either the original data or the data with switched treatment labels and flipped outcomes. Specifically, with the original data, we are comparing the right tails of $Y(1) \sim \mathcal{N}(2, 0.5)$ to that of $Y(0) \sim \mathcal{N}(0, 0.5)$. With the transformed data, we are comparing the right tails of $-Y(0) \sim \mathcal{N}(0, 0.5)$ to that of $-Y(1) \sim \mathcal{N}(-2, 0.5)$. Not sur-

prisingly, both comparisons yield similar results, or more precisely lead to similar prediction intervals for quantiles of treatment effects among treated and control units. Consequently, in this scenario, the first improved method M1, which directly integrates inference results for effects among treated and control units, tends to be more powerful.

Second, when $\rho^2 = 0.9$, the comparison of the tails of the two potential outcomes distributions gives rather different results when using the original data and the data with switched treatment labels and flipped outcomes. Specifically, with the original data, we are comparing the right tails of $Y(1) \sim \mathcal{N}(2, 0.1)$ to that of $Y(0) \sim \mathcal{N}(0, 0.9)$. With the transformed data, we are comparing the right tails of $-Y(0) \sim \mathcal{N}(0, 0.9)$ to that of $-Y(1) \sim \mathcal{N}(-2, 0.1)$. Not surprisingly, with the transformed data, the “treatment” potential outcomes exhibit heavier right tails compared to the “control” potential outcomes. Consequently, the prediction intervals for quantiles of treatment effects among control units will be more informative than that for treated units. Therefore, the second improved method M2, which tries to utilize only effects among treated or control units to infer effects for all units, can be more preferable in this scenario.

A1.2. Tuning parameter γ for the second improved method

We conduct simulation to examine the sensitivity of the second improved method in Section 3.3, denoted again by M2, to the tuning parameter γ . Similar to the simulation in Section A1.1, we apply M2 as described in Remark 4 and employ the Stephenson rank sum statistic with $s = 6$. We use the same data generating model as in Section A1.1 and consider a series of γ values: $0, 0.1, \dots, 0.9$. For each γ value and each quantile of individual effects, we report the median of the 90% lower confidence limits across 500 simulations. The results are summarized in Figure A3.

First, M2 is generally robust to different choices of $\gamma > 0$ for both simultaneous and pointwise inference. Second, when $\gamma = 0$, M2 is significantly less powerful. Specifically, for lower effect quantiles such as the 50th and 60th percentiles, M2 with $\gamma = 0$ returns the entire real line as confidence intervals across all data-generating processes. On the contrary,

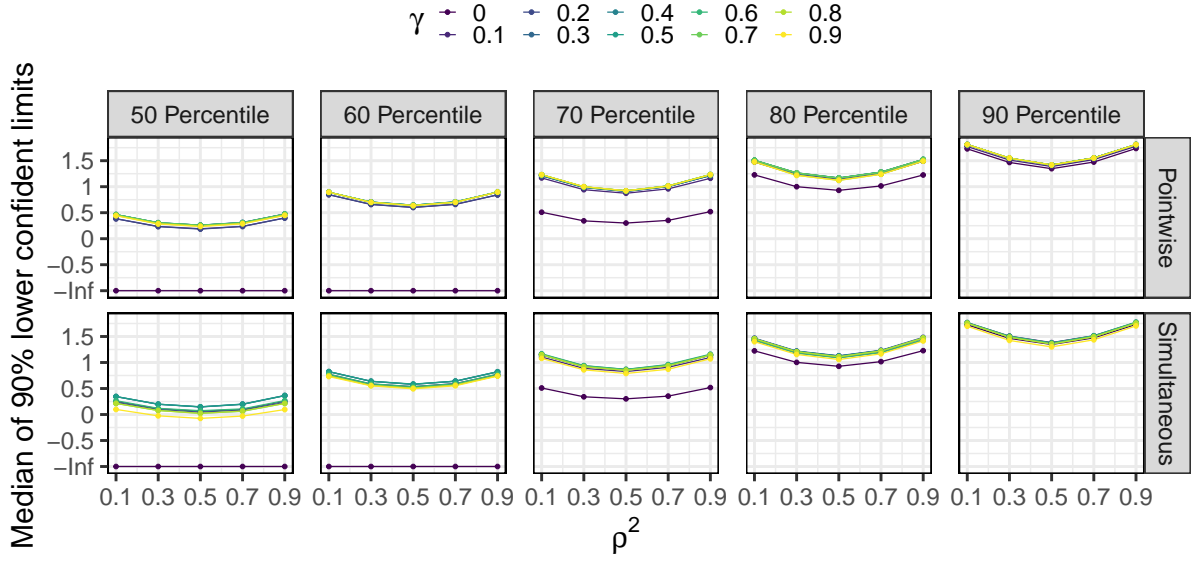


Figure A3: Median of the 90% lower confidence limits derived from the improved method in Section 3.3 with different values of γ across 500 simulations.

M2 with any choice of $\gamma > 0$ can detect positive median treatment effects under all data generating processes. Third, for simultaneous inference, large γ values, such as $\gamma = 0.9$, perform slightly worse compared to other positive γ values. In general, the performance of M2 is stable and robust to positive γ values across all data generating processes.

A2. Proofs of theorems and corollaries

A2.1. Proof of Theorem 1

Proof of Theorem 1(a). First, we prove that $p_{k,c}^{n,t}$ is a valid p -value for testing $H_{k,c}^{n,t}$. Below we prove a stronger version, where we allow c to be an arbitrary random variable, not necessarily a constant. If $H_{k,c}^{n,t}$ holds, then $\boldsymbol{\tau} \in \mathcal{H}_{k,c}^{n,t}$. Consequently $\inf_{\boldsymbol{\delta} \in \mathcal{H}_{k,c}^{n,t}} t(\mathbf{Z}, \mathbf{Y} - \mathbf{Z} \circ \boldsymbol{\delta}) \leq t(\mathbf{Z}, \mathbf{Y} - \mathbf{Z} \circ \boldsymbol{\tau}) = t(\mathbf{Z}, \mathbf{Y}(0))$. Recall that $G(x) = \mathbb{P}\{t(\mathbf{Z}, \mathbf{y}) \geq x\}$ is the tail probability of a distribution free test statistic $t(\mathbf{Z}, \mathbf{y})$ for any $\mathbf{y} \in \mathbb{R}^n$. Because $G(\cdot)$ is monotone decreasing function, we can know that, when $H_{k,c}^{n,t}$ holds,

$$p_{k,c}^{n,t} \equiv G\left(\inf_{\boldsymbol{\delta} \in \mathcal{H}_{k,c}^{n,t}} t(\mathbf{Z}, \mathbf{Y} - \mathbf{Z} \circ \boldsymbol{\delta})\right) \geq G(t(\mathbf{Z}, \mathbf{Y}(0))). \quad (\text{A2})$$

Therefore, for any $\alpha \in (0, 1)$, any $0 \leq k \leq n_t$ and any random variable c , we have

$$\mathbb{P}(p_{k,c}^{n,t} \leq \alpha \text{ and } H_{k,c}^{n,t} \text{ holds}) \leq \mathbb{P}\{G(t(\mathbf{Z}, \mathbf{Y}(0))) \leq \alpha\} \leq \alpha.$$

The last inequality holds because $G(t(\mathbf{Z}, \mathbf{Y}(0)))$ is the tail probability of $t(\mathbf{Z}, \mathbf{Y}(0))$ evaluated at its realized value, which must be stochastically larger than or equal to $\text{Unif}(0, 1)$; see, e.g, Caughey et al. (2023, Lemma A4). Therefore, $p_{k,c}^{n,t}$ is a valid p -value for testing $H_{k,c}^{n,t}$.

Second, we prove the equivalence forms of $p_{k,c}^{n,t}$ in (6). By definition, $\tau \in \mathcal{H}_{n_c+k,c}^n \iff n(c) \leq n_t - k \implies n_t(c) \leq n_t - k \iff \tau \in \mathcal{H}_{k,c}^{n,t}$. Hence, $\mathcal{H}_{n_c+k,c}^n \subset \mathcal{H}_{k,c}^{n,t}$ and thus $\inf_{\delta \in \mathcal{H}_{k,c}^{n,t}} t(\mathbf{Z}, \mathbf{Y} - \mathbf{Z} \circ \delta) \leq \inf_{\delta \in \mathcal{H}_{n_c+k,c}^n} t(\mathbf{Z}, \mathbf{Y} - \mathbf{Z} \circ \delta)$. For any $\delta \in \mathcal{H}_{k,c}^{n,t}$, let $\mathcal{I}_c = \{i : Z_i = 1, \delta_i > c, 1 \leq i \leq n\}$. By the definition of $\mathcal{H}_{k,c}^{n,t}$, we have $|\mathcal{I}_c| \leq n_t - k$. Define a vector $\boldsymbol{\theta} = (\theta_1, \theta_2, \dots, \theta_n)^\top$ with $\theta_i = \infty$ if $i \in \mathcal{I}_c$ and c otherwise. For any units with $Z_i = 1$, we have $\delta_i \leq \theta_i$ and thus $Y_i - Z_i \delta_i \geq Y_i - Z_i \theta_i$. For any units with $Z_i = 0$, we have $Y_i - Z_i \delta_i = Y_i = Y_i - Z_i \theta_i$. Using the fact that $t(\cdot, \cdot)$ is effect increasing (Caughey et al. 2023, Proposition 2), we further have $t(\mathbf{Z}, \mathbf{Y} - \mathbf{Z} \circ \delta) \geq t(\mathbf{Z}, \mathbf{Y} - \mathbf{Z} \circ \boldsymbol{\theta})$. Note that $\boldsymbol{\theta} \in \mathcal{H}_{n_c+k,c}^n$ by construction. Thus, we have shown that for any $\delta \in \mathcal{H}_{k,c}^{n,t}$, there exists a $\boldsymbol{\theta} \in \mathcal{H}_{n_c+k,c}^n$ such that $t(\mathbf{Z}, \mathbf{Y} - \mathbf{Z} \circ \delta) \geq t(\mathbf{Z}, \mathbf{Y} - \mathbf{Z} \circ \boldsymbol{\theta})$. Therefore, $\inf_{\delta \in \mathcal{H}_{k,c}^{n,t}} t(\mathbf{Z}, \mathbf{Y} - \mathbf{Z} \circ \delta) \geq \inf_{\delta \in \mathcal{H}_{n_c+k,c}^n} t(\mathbf{Z}, \mathbf{Y} - \mathbf{Z} \circ \delta)$. From the above, we have $\inf_{\delta \in \mathcal{H}_{k,c}^{n,t}} t(\mathbf{Z}, \mathbf{Y} - \mathbf{Z} \circ \delta) = \inf_{\delta \in \mathcal{H}_{n_c+k,c}^n} t(\mathbf{Z}, \mathbf{Y} - \mathbf{Z} \circ \delta)$ and thus $p_{k,c}^{n,t} = p_{n_0+k,c}^n$.

From the above, Theorem 1(a) holds. \square

Proof of Theorem 1(b). For any $1 \leq k \leq n_t$ and $\alpha \in (0, 1)$,

$$\begin{aligned} \mathbb{P}\{\tau_{t(k)} \notin \mathcal{I}_{t(k)}^\alpha\} &= \mathbb{P}\{p_{k,\tau_{t(k)}}^{n,t} \leq \alpha\} = \mathbb{P}\{p_{k,\tau_{t(k)}}^{n,t} \leq \alpha, \tau_{t(k)} \leq \tau_{t(k)}\} \\ &= \mathbb{P}\{p_{k,\tau_{t(k)}}^{n,t} \leq \alpha \text{ and } H_{k,\tau_{t(k)}}^{n,t} \text{ holds}\} \leq \alpha, \end{aligned}$$

where the last equality holds from Theorem 1(a). Thus, $\mathcal{I}_{t(k)}^\alpha \equiv \{c \in \mathbb{R} : p_{k,c}^{n,t} > \alpha\}$ is a $1 - \alpha$ prediction set for $\tau_{t(k)}$. From the equivalent forms in (6) and the monotonicity of $p_{k,c}^{n,t}$

established in Caughey et al. (2023, Theorem 4), $p_{k,c}^{n,t}$ is increasing in c . This implies that the prediction set must be of form (c, ∞) or $[c, \infty)$ with $c = \inf\{c : p_{k,c}^{n,t} > \alpha\}$. From the above, Theorem 1(b) holds. \square

Proof of Theorem 1(c). For any $c \in \mathbb{R}$ and $\alpha \in (0, 1)$,

$$\begin{aligned} \mathbb{P}\{n_t(c) \notin \mathcal{S}_t^\alpha(c)\} &= \mathbb{P}\{p_{n_t-n_t(c),c}^{n,t} \leq \alpha\} = \mathbb{P}[p_{n_t-n_t(c),c}^{n,t} \leq \alpha, n_t(c) \leq n_t - \{n_t - n_t(c)\}] \\ &= \mathbb{P}[p_{n_t-n_t(c),c}^{n,t} \leq \alpha \text{ and } H_{n_t-n_t(c),c}^{n,t} \text{ holds}] \leq \alpha, \end{aligned}$$

where the last inequality holds from Theorem 1(a). Thus, $\mathcal{S}_t^\alpha(c) \equiv \{n_t - k : p_{k,c}^{n,t} > \alpha, 0 \leq k \leq n_t\}$ is a $1 - \alpha$ prediction set for $n_t(c)$. From the equivalent forms in (6) and the monotonicity of $p_{k,c}^n$ established in Caughey et al. (2023, Corollary 2), $p_{k,c}^{n,t}$ is decreasing in k , and thus the prediction set must be of form $\{j : n - \tilde{k} \leq j \leq n_1\}$ with $\tilde{k} = \sup\{k : p_{k,c}^{n,t} > \alpha, 0 \leq k \leq n_t\}$. Therefore, Theorem 1(c) holds. \square

Proof of Theorem 1(d). We first prove that $\bigcap_{k=1}^{n_t} \{\tau_{t(k)} \in \mathcal{I}_{t(k)}^\alpha\} \iff \tau \in \bigcap_{k,c:p_{k,c}^{n,t} \leq \alpha} \mathcal{H}_{k,c}^{n,t\complement}$. Suppose $\tau_{t(k)} \in \mathcal{I}_{t(k)}^\alpha$ for any $1 \leq k \leq n_t$. By the definition of $\mathcal{I}_{t(k)}^\alpha$, we then have $p_{k,\tau_{t(k)}}^{n,t} > \alpha$ for all $1 \leq k \leq n_t$. Because $p_{k,c}^{n,t}$ is increasing in c , for any $1 \leq k \leq n_t$ and $c \in \mathbb{R}$ such that $p_{k,c}^{n,t} \leq \alpha$, we have $\tau_{t(k)} > c$, or equivalently $\tau \in \mathcal{H}_{k,c}^{n,t\complement}$, where $\mathcal{H}_{k,c}^{n,t\complement}$ denotes the complement of the set $\mathcal{H}_{k,c}^{n,t}$. This implies that $\tau \in \bigcap_{k,c:p_{k,c}^{n,t} \leq \alpha} (\mathcal{H}_{k,c}^{n,t})^\complement$. Now suppose $\tau_{t(k)} \notin \mathcal{I}_{t(k)}^\alpha$ for some $1 \leq k \leq n_t$, which implies $p_{k,\tau_{t(k)}}^{n,t} \leq \alpha$. By definition, $\tau \in \mathcal{H}_{k,\tau_{t(k)}}^{n,t} \subset \bigcup_{k,c:p_{k,c}^{n,t} \leq \alpha} \mathcal{H}_{k,c}^{n,t}$. Thus, $\tau \notin \bigcap_{k,c:p_{k,c}^{n,t} \leq \alpha} (\mathcal{H}_{k,c}^{n,t})^\complement$. From the above, we can know that $\bigcap_{k=1}^{n_t} \{\tau_{t(k)} \in \mathcal{I}_{t(k)}^\alpha\} \iff \tau \in \bigcap_{k,c:p_{k,c}^{n,t} \leq \alpha} \mathcal{H}_{k,c}^{n,t\complement}$.

Second, we prove that $\bigcap_{c \in \mathbb{R}} \{n_t(c) \in \mathcal{S}_t^\alpha(c)\} \iff \tau \in \bigcap_{k,c:p_{k,c}^{n,t} \leq \alpha} \mathcal{H}_{k,c}^{n,t\complement}$. Suppose $n_t(c) \in \mathcal{S}_t^\alpha(c)$ for any $c \in \mathbb{R}$. We then have $p_{n_t-n_t(c),c}^{n,t} > \alpha$ for any $c \in \mathbb{R}$. Because $p_{k,c}^{n,t}$ is decreasing in k , for any $1 \leq k \leq n_t$ and any $c \in \mathbb{R}$ such that $p_{k,c}^{n,t} \leq \alpha$, we must have $k > n_t - n_t(c) \iff n_t(c) > n_t - k$, which is further equivalent to $\tau \in \mathcal{H}_{k,c}^{n,t\complement}$. This implies that $\tau \in \bigcap_{k,c:p_{k,c}^{n,t} \leq \alpha} (\mathcal{H}_{k,c}^{n,t})^\complement$. Now suppose $n_t(c) \notin \mathcal{S}_t^\alpha(c)$ for some $c \in \mathbb{R}$, or equivalently $p_{n_t-n_t(c),c}^{n,t} \leq \alpha$.

By definition, we then have $\boldsymbol{\tau} \in \mathcal{H}_{n_t - n_t(c), c}^{n, t} \subset \bigcup_{k, c: p_{k, c}^{n, t} \leq \alpha} \mathcal{H}_{k, c}^{n, t}$. Thus, $\boldsymbol{\tau} \notin \bigcap_{k, c: p_{k, c}^{n, t} \leq \alpha} \mathcal{H}_{k, c}^{n, t\mathbb{G}}$. From the above, we can know that $\bigcap_{c \in \mathbb{R}} \{n_t(c) \in \mathcal{S}_t^\alpha(c)\} \iff \boldsymbol{\tau} \in \bigcap_{k, c: p_{k, c}^{n, t} \leq \alpha} \mathcal{H}_{k, c}^{n, t\mathbb{G}}$.

Finally, we prove that $\bigcap_{k, c: p_{k, c}^{n, t} \leq \alpha} \mathcal{H}_{k, c}^{n, t\mathbb{G}}$ covers the true treatment effect vector with probability at least $1 - \alpha$. Suppose that $\boldsymbol{\tau} \in \bigcup_{k, c: p_{k, c}^{n, t} \leq \alpha} \mathcal{H}_{k, c}^{n, t}$. Then there exists (k, c) such that $p_{k, c}^{n, t} \leq \alpha$ and $\boldsymbol{\tau} \in \mathcal{H}_{k, c}^{n, t}$, which further implies that $\inf_{\boldsymbol{\delta} \in \mathcal{H}_{k, c}^{n, t}} t(\mathbf{Z}, \mathbf{Y} - \mathbf{Z} \circ \boldsymbol{\delta}) \leq t(\mathbf{Z}, \mathbf{Y} - \mathbf{Z} \circ \boldsymbol{\tau}) = t(\mathbf{Z}, \mathbf{Y}(0))$. Because the tail probability function $G(\cdot)$ is decreasing, we further have that $G(t(\mathbf{Z}, \mathbf{Y}(0))) \leq G\left(\inf_{\boldsymbol{\delta} \in \mathcal{H}_{k, c}^{n, t}} t(\mathbf{Z}, \mathbf{Y} - \mathbf{Z} \circ \boldsymbol{\delta})\right) = p_{k, c}^{n, t} \leq \alpha$. Therefore,

$$\mathbb{P}\left(\boldsymbol{\tau} \in \bigcap_{k, c: p_{k, c}^{n, t} \leq \alpha} \mathcal{H}_{k, c}^{n, t\mathbb{G}}\right) = 1 - \mathbb{P}\left(\boldsymbol{\tau} \in \bigcup_{k, c: p_{k, c}^{n, t} \leq \alpha} \mathcal{H}_{k, c}^{n, t}\right) \geq 1 - \mathbb{P}\{G(t(\mathbf{Z}, \mathbf{Y}(0))) \leq \alpha\} \geq 1 - \alpha,$$

where the last inequality holds due to the validity of the Fisher randomization test; see also the proof of Theorem 1(a).

From the above, Theorem 1(d) holds. \square

A2.2. Proof of Theorem 2

Proof of Theorem 2. From the condition of Theorem 2 and by Bonferroni's inequality,

$$\mathbb{P}\left(\bigcap_{k=1}^{n_t} \{\tau_{t(k)} \in \mathcal{I}_{t(k)}^\alpha\} \cap \bigcap_{j=1}^{n_c} \{\tau_{c(j)} \in \mathcal{I}_{c(j)}^\alpha\}\right) \geq 1 - 2\alpha,$$

recalling that $\tau_{t(k)}$ s and $\tau_{c(j)}$ s are the sorted individual treatment effects among treated and control units, respectively. Below we show that, as long as the two events $\bigcap_{k=1}^{n_t} \{\tau_{t(k)} \in \mathcal{I}_{t(k)}^\alpha\}$ and $\bigcap_{k=1}^{n_c} \{\tau_{c(k)} \in \mathcal{I}_{c(k)}^\alpha\}$ hold, the event $\bigcap_{k=1}^n \{\tau_{(k)} \in \mathcal{I}_{(k)}^\alpha\}$ must occur.

By definition, $\{\mathcal{I}_{(1)}^\alpha, \mathcal{I}_{(2)}^\alpha, \dots, \mathcal{I}_{(n)}^\alpha\}$ is a permutation of $\{\mathcal{I}_{t(1)}^\alpha, \mathcal{I}_{t(2)}^\alpha, \dots, \mathcal{I}_{t(n_t)}^\alpha, \mathcal{I}_{c(1)}^\alpha, \mathcal{I}_{c(2)}^\alpha, \dots, \mathcal{I}_{c(n_c)}^\alpha\}$, and $\{\tau_{(1)}, \tau_{(2)}, \dots, \tau_{(n)}\}$ is a permutation of $\{\tau_{t(1)}, \tau_{t(2)}, \dots, \tau_{t(n_t)}, \tau_{c(1)}, \tau_{c(2)}, \dots, \tau_{c(n_c)}\}$. Suppose that the two events $\bigcap_{k=1}^{n_t} \{\tau_{t(k)} \in \mathcal{I}_{t(k)}^\alpha\}$ and $\bigcap_{j=1}^{n_c} \{\tau_{c(j)} \in \mathcal{I}_{c(j)}^\alpha\}$ hold. We must have $\tau_{(k)} \in \mathcal{I}_{(\sigma_k)}^\alpha$ for $1 \leq k \leq n$ for some permutation $\{\sigma_1, \sigma_2, \dots, \sigma_n\}$ of the index set $\{1, 2, \dots, n\}$. Because $\mathcal{I}_{(k)}^\alpha$ s are one-sided intervals of form (c, ∞) or $[c, \infty)$, for any $1 \leq j \leq k \leq n$, we

must have $\tau_{(k)} \in \mathcal{I}_{(\sigma_j)}^\alpha$. Thus, for any given $1 \leq k \leq n$, we have $\tau_{(k)} \in \bigcap_{j=1}^k \mathcal{I}_{(\sigma_j)}^\alpha \subseteq \mathcal{I}_{(k)}^\alpha$, where the last inclusion holds because the set $\{\sigma_1, \sigma_2, \dots, \sigma_k\}$ contains at least one element in $\{k, k+1, \dots, n\}$ and the set $\mathcal{I}_{(j)}^\alpha$ becomes smaller as j increases. From the above, $\bigcap_{k=1}^n \{\tau_{(k)} \in \mathcal{I}_{(k)}^\alpha\}$ occurs when the two events $\bigcap_{k=1}^{n_t} \{\tau_{t(k)} \in \mathcal{I}_{t(k)}^\alpha\}$ and $\bigcap_{k=1}^{n_c} \{\tau_{c(k)} \in \mathcal{I}_{c(k)}^\alpha\}$ occur. Therefore,

$$\mathbb{P} \left(\bigcap_{k=1}^n \{\tau_{(k)} \in \mathcal{I}_{(k)}^\alpha\} \right) \geq \mathbb{P} \left(\bigcap_{k=1}^{n_t} \{\tau_{t(k)} \in \mathcal{I}_{t(k)}^\alpha\} \bigcap \bigcap_{j=1}^{n_c} \{\tau_{c(j)} \in \mathcal{I}_{c(j)}^\alpha\} \right) \geq 1 - 2\alpha,$$

i.e., Theorem 2 holds. \square

A2.3. Proof of Theorem 3

Proof of Theorem 3. Under the CRE, treated units are a simple random sample of size n_t from a total of n experimental units. Therefore, $n_t(c) = \sum_{i=1}^n Z_i \mathbb{1}(\tau_i > c)$ follows a Hypergeometric distribution with parameters $(n, n(c), n_t)$. Under the null hypothesis $H_{k,c}^n$ in (2), we have $n(c) \leq n - k$, which implies that $\mathfrak{N} \sim \text{HG}(n, n - k, n_t)$ is stochastically larger than $n_t(c)$ and thus $\mathbb{P}(n_t(c) > n_t - k') \leq \mathbb{P}(\mathfrak{N} > n_t - k')$ for all $0 \leq k' \leq n_t$. Thus, under $H_{k,c}^n$, for any $0 \leq k \leq n$, $0 \leq k' \leq n_t$ and any $c \in \mathbb{R}$, we have

$$\begin{aligned} \mathbb{P}(\bar{p}_{k,c}^n(k') \leq \alpha) &= \mathbb{P}(p_{k',c}^{n,t} + \mathbb{P}(\mathfrak{N} > n_t - k') \leq \alpha) \\ &= \mathbb{P}(p_{k',c}^{n,t} \leq \alpha - \mathbb{P}(\mathfrak{N} > n_t - k'), n_t(c) \leq n_t - k') \\ &\quad + \mathbb{P}(p_{k',c}^{n,t} \leq \alpha - \mathbb{P}(\mathfrak{N} > n_t - k'), n_t(c) > n_t - k') \\ &\leq \alpha - \mathbb{P}(\mathfrak{N} > n_t - k') + \mathbb{P}(n_t(c) > n_t - k') \\ &\leq \alpha \end{aligned}$$

where the first inequality holds because $p_{k',c}^{n,t}$ is a valid p -value for testing $H_{k',c}^{n,t}$ in (5) as shown in Theorem 1(a). Therefore, $\bar{p}_{k,c}^n(k')$ is a valid p -value for testing $H_{k,c}^n$ in (2) for any prespecified integer $0 \leq k' \leq n_t$, i.e., Theorem 3 holds. \square

A2.4. Proof of Theorem 4

Proof of Theorem 4. The proof of Theorem 4 follows immediately from the Lehmann-style test inversion, and is thus omitted. \square

A2.5. Proof of Theorem 5

Proof of Theorem 5. By the definition of $\mathcal{I}_{t(k'_j)}^{\alpha'}$, we have

$$\begin{aligned}
& \mathbb{P} \left(\bigcap_{j=1}^J \left\{ \tau_{(k_j)} \in \mathcal{I}_{t(k'_j)}^{\alpha'} \right\} \right) \\
&= \mathbb{P} \left(\bigcap_{j=1}^J \left\{ \tau_{(k_j)} \in \{c : p_{k'_j, c}^{n, t} > \alpha'\} \right\} \right) = \mathbb{P} \left(\bigcap_{j=1}^J \left\{ p_{k'_j, \tau_{(k_j)}}^{n, t} > \alpha' \right\} \right) = 1 - \mathbb{P} \left(\bigcup_{j=1}^J \left\{ p_{k'_j, \tau_{(k_j)}}^{n, t} \leq \alpha' \right\} \right) \\
&= 1 - \mathbb{P} \left(\bigcup_{j=1}^J \left\{ p_{k'_j, \tau_{(k_j)}}^{n, t} \leq \alpha' \right\}, \bigcap_{j=1}^J H_{k'_j, \tau_{(k_j)}}^{n, t} \right) - \mathbb{P} \left(\bigcup_{j=1}^J \left\{ p_{k'_j, \tau_{(k_j)}}^{n, t} \leq \alpha' \right\}, \left\{ \bigcap_{j=1}^J H_{k'_j, \tau_{(k_j)}}^{n, t} \right\}^c \right) \\
&\geq 1 - \mathbb{P} \left(\bigcup_{j=1}^J \left\{ p_{k'_j, \tau_{(k_j)}}^{n, t} \leq \alpha' \right\}, \bigcap_{j=1}^J H_{k'_j, \tau_{(k_j)}}^{n, t} \right) - \mathbb{P} \left(\left\{ \bigcap_{j=1}^J H_{k'_j, \tau_{(k_j)}}^{n, t} \right\}^c \right) \tag{A3}
\end{aligned}$$

Below we bound the two probabilities in (A3), respectively.

First, suppose the events $\bigcup_{j=1}^J \left\{ p_{k'_j, \tau_{(k_j)}}^{n, t} \leq \alpha' \right\}$ and $\bigcap_{j=1}^J H_{k'_j, \tau_{(k_j)}}^{n, t}$ occur. From (A2), we can know that $G(t(\mathbf{Z}, \mathbf{Y}(0))) \leq p_{k'_j, \tau_{(k_j)}}^{n, t}$ for all $1 \leq j \leq J$. This immediately implies that $G(t(\mathbf{Z}, \mathbf{Y}(0))) \leq \min_{1 \leq j \leq J} p_{k'_j, \tau_{(k_j)}}^{n, t} \leq \alpha'$. Consequently, we have

$$\mathbb{P} \left(\bigcup_{j=1}^J \left\{ p_{k'_j, \tau_{(k_j)}}^{n, t} \leq \alpha' \right\}, \bigcap_{j=1}^J H_{k'_j, \tau_{(k_j)}}^{n, t} \right) \leq \mathbb{P} \{ G(t(\mathbf{Z}, \mathbf{Y}(0))) \leq \alpha' \} \leq \alpha',$$

where the last inequality holds due to the validity of Fisher randomization test; see also the proof of Theorem 1(a).

We then bound the probability that event $\bigcap_{j=1}^J H_{k'_j, \tau_{(k_j)}}^{n, t}$ fails. Let $\phi(\cdot)$ be a permutation of $\{1, 2, \dots, n\}$ such that $(\text{rank}_1(\boldsymbol{\tau}), \text{rank}_2(\boldsymbol{\tau}), \dots, \text{rank}_n(\boldsymbol{\tau})) = (\phi(1), \phi(2), \dots, \phi(n))$, where $\text{rank}_i(\boldsymbol{\tau})$ denotes the rank of the i th coordinate of $\boldsymbol{\tau}$. Let $\tau_{(0)} = -\infty$. Define $w_j = \sum_{i=1}^n Z_i \mathbb{1} \{ \tau_{(k_j)} < \tau_i \leq \tau_{(k_{j+1})} \}$ and $\tilde{w}_j = \sum_{i=1}^n Z_i \mathbb{1} \{ k_j < \phi(i) \leq k_{j+1} \}$ for $0 \leq j \leq J$,

where $k_0 = 0$ and $k_{J+1} = n$. By definition, $n_t(\tau_{(k_j)}) = \sum_{i=1}^n Z_i \mathbb{1}(\tau_i > \tau_{(k_j)}) = \sum_{i=j}^J w_i$. Since we break ties using index ordering, $\mathbb{1}\{\tau_{(k_j)} < \tau_{(\phi(i))}\} \leq \mathbb{1}\{k_j < \phi(i)\}$, where the equality is achieved when there are no ties of individual treatment effects, i.e., $\tau_{(1)} < \tau_{(2)} < \dots < \tau_{(n)}$. Thus, for each j , $\sum_{i=j}^J w_i = \sum_{i=1}^n Z_i \mathbb{1}(\tau_{(k_j)} < \tau_i) = \sum_{i=1}^n Z_i \mathbb{1}\{\tau_{(k_j)} < \tau_{(\phi(i))}\} \leq \sum_{i=1}^n Z_i \mathbb{1}\{k_j < \phi(i)\} = \sum_{i=j}^J \tilde{w}_i$. Consequently, $n_t(\tau_{(k_j)}) \leq \sum_{i=j}^J \tilde{w}_i$ for each j , which further implies that

$$\mathbb{P} \left(\left\{ \bigcap_{j=1}^J H_{k'_j, \tau_{(k_j)}}^{n, t} \right\}^c \right) = \mathbb{P} \left(\bigcup_{j=1}^J \{n_t(\tau_{(k_j)}) > n_t - k'_j\} \right) \leq \mathbb{P} \left(\bigcup_{j=1}^J \left\{ \sum_{i=j}^J \tilde{w}_i > n_t - k'_j \right\} \right). \quad (\text{A4})$$

Note that the treatment assignments Z_i s can be equivalently viewed as the indicators for simple random samples of size n_t . By definition, for each j , \tilde{w}_j counts the number of units from the set $\{i : k_j < \phi(i) \leq k_{j+1}\}$, which has size $k_{j+1} - k_j$. It is then not difficult to see that $(n_t - \sum_{j=1}^J \tilde{w}_j, \tilde{w}_1, \dots, \tilde{w}_{J-1}, \tilde{w}_J) \sim \text{MHG}(k_1, k_2 - k_1, \dots, k_J - k_{J-1}, n - k_J; n_t)$ follows a multivariate Hypergeometric distribution. By definition, the last term in (A4) is equal to $\Delta_{\text{H}}(k'_{1:J}; n, n_t, k_{1:J})$.

From the above, we can know that

$$\mathbb{P} \left(\bigcap_{j=1}^J \left\{ \tau_{(k_j)} \in \mathcal{I}_{t(k'_j)}^{\alpha'} \right\} \right) \geq 1 - \alpha' - \Delta_{\text{H}}(k'_{1:J}; n, n_t, k_{1:J}) = 1 - \alpha,$$

i.e., Theorem 5 holds. □

A2.6. Proof of Theorem 6

Below we first give a complete version of Theorem 6.

Theorem A1. Consider the CSRE and any stratified rank score statistic $\tilde{t}(\cdot, \cdot)$ in (9).

(i) For any $0 \leq k \leq n_t \equiv \sum_{s=1}^S n_{st}$ and any $c \in \mathbb{R}$,

$$\tilde{p}_{k,c}^{n,t} \equiv \tilde{G} \left(\inf_{\delta \in \mathcal{H}_{k,c}^{n,t}} \tilde{t}(\mathbf{Z}, \mathbf{Y} - \mathbf{Z} \circ \delta) \right) = \tilde{G} \left(\inf_{\delta \in \mathcal{H}_{n_c+k,c}^n} \tilde{t}(\mathbf{Z}, \mathbf{Y} - \mathbf{Z} \circ \delta) \right) = \tilde{p}_{n_c+k,c}^n \quad (\text{A5})$$

is a valid p -value for testing $H_{k,c}^{n,t}$ in (5), where $\tilde{p}_{n_c+k,c}^n$ is defined as in (10).

(ii) For any $1 \leq k \leq n_t$ and $\alpha \in (0, 1)$, $\tilde{\mathcal{I}}_{t(k)}^\alpha \equiv \{c \in \mathbb{R} : \tilde{p}_{k,c}^{n,t} > \alpha\}$ is a $1 - \alpha$ prediction set for $\tau_{t(k)}$, in the sense that $\mathbb{P}\{\tau_{t(k)} \in \tilde{\mathcal{I}}_{t(k)}^\alpha\} \geq 1 - \alpha$, and $\tilde{\mathcal{I}}_{t(k)}^\alpha$ must be an interval of form (c, ∞) or $[c, \infty)$, where $c = \inf\{c : \tilde{p}_{k,c}^{n,t} > \alpha, c \in \mathbb{R}\}$.

(iii) For any $c \in \mathbb{R}$ and $\alpha \in (0, 1)$, $\tilde{\mathcal{S}}_t^\alpha(c) \equiv \{n_t - k : \tilde{p}_{k,c}^{n,t} > \alpha, 0 \leq k \leq n_t\}$ is a $1 - \alpha$ prediction set for $n_t(c)$, in the sense that $\mathbb{P}\{n_t(c) \in \tilde{\mathcal{S}}_t^\alpha(c)\} \geq 1 - \alpha$, and $\tilde{\mathcal{S}}_t^\alpha(c)$ has the form $\{j : n - \tilde{k} \leq j \leq n_t\}$ with $\tilde{k} = \sup\{k : \tilde{p}_{k,c}^{n,t} > \alpha, 0 \leq k \leq n_t\}$.

(iv) The intersection of all prediction intervals in (ii) over $0 \leq k \leq n_t$, viewed as a prediction set for treatment effects on treated units, is the same as that of all prediction intervals in (iii) over $c \in \mathbb{R}$. Moreover, this prediction set covers the true treatment effects for treated units with probability at least $1 - \alpha$, or equivalently, the prediction intervals in (ii) and (iii) are all simultaneously valid:

$$\mathbb{P} \left(\bigcap_{k=1}^{n_t} \{\tau_{t(k)} \in \tilde{\mathcal{I}}_{t(k)}^\alpha\} \right) = \mathbb{P} \left(\bigcap_{c \in \mathbb{R}} \{n_t(c) \in \tilde{\mathcal{S}}_t^\alpha(c)\} \right) \geq 1 - \alpha. \quad (\text{A6})$$

Proof of Theorem A1. The proof follows by almost the same logic as the proof of Theorem 1, except that it uses the following facts. First, the p -value $\tilde{p}_{k,c}^n$ is increasing in c and decreasing in k ; see Su and Li (2023, Theorem 3). Second, the stratified rank score statistic is effect increasing, which can be immediately implied by the effect increasing property of a single rank score statistic (Caughey et al. 2023, Proposition 2). For conciseness, we omit the detailed proof. \square

A2.7. Proof of Theorem 7

Below we first give a complete version of Theorem 7.

Theorem A2. Consider a matched observational study and any stratified rank score statistic $\tilde{t}(\cdot, \cdot)$ in (9). Suppose that the unmeasured confounding strength is bounded by $\Gamma \geq 1$, i.e., the treatment assignment follows (11) for some unknown $\mathbf{u} \in [0, 1]^n$.

- (i) For any $0 \leq k \leq n_t \equiv \sum_{s=1}^S n_{st}$ and any $c \in \mathbb{R}$,

$$\tilde{p}_{k,c}^{n,t}(\Gamma) \equiv \tilde{G}_\Gamma \left(\inf_{\delta \in \mathcal{H}_{k,c}^{n,t}} \tilde{t}(\mathbf{Z}, \mathbf{Y} - \mathbf{Z} \circ \delta) \right) = \tilde{G}_\Gamma \left(\inf_{\delta \in \mathcal{H}_{n_c+k,c}^n} \tilde{t}(\mathbf{Z}, \mathbf{Y} - \mathbf{Z} \circ \delta) \right) = \tilde{p}_{n_c+k,c}^n(\Gamma)$$

is a valid p -value for testing $H_{k,c}^{n,t}$ in (5), where $\tilde{p}_{n_c+k,c}^n(\Gamma)$ is defined as in (12).

- (ii) For any $1 \leq k \leq n_t$ and $\alpha \in (0, 1)$, $\tilde{\mathcal{I}}_{t,\Gamma}^\alpha(k) \equiv \{c \in \mathbb{R} : \tilde{p}_{k,c}^{n,t}(\Gamma) > \alpha\}$ is a $1 - \alpha$ prediction set for $\tau_{t(k)}$, in the sense that $\mathbb{P}\{\tau_{t(k)} \in \tilde{\mathcal{I}}_{t,\Gamma}^\alpha(k)\} \geq 1 - \alpha$, and $\tilde{\mathcal{I}}_{t,\Gamma}^\alpha(k)$ must be an interval of form (c, ∞) or $[c, \infty)$, where $c = \inf\{c : \tilde{p}_{k,c}^{n,t}(\Gamma) > \alpha, c \in \mathbb{R}\}$.
- (iii) For any $c \in \mathbb{R}$ and $\alpha \in (0, 1)$, $\tilde{\mathcal{S}}_{t,\Gamma}^\alpha(c) \equiv \{n_t - k : \tilde{p}_{k,c}^{n,t}(\Gamma) > \alpha, 0 \leq k \leq n_t\}$ is a $1 - \alpha$ prediction set for $n_t(c)$, in the sense that $\mathbb{P}\{n_t(c) \in \tilde{\mathcal{S}}_{t,\Gamma}^\alpha(c)\} \geq 1 - \alpha$, and $\tilde{\mathcal{S}}_{t,\Gamma}^\alpha(c)$ has the form $\{j : n - \tilde{k} \leq j \leq n_t\}$ with $\tilde{k} = \sup\{k : \tilde{p}_{k,c}^{n,t}(\Gamma) > \alpha, 0 \leq k \leq n_t\}$.
- (iv) The intersection of all prediction intervals in (ii) over $0 \leq k \leq n_t$, viewed as a prediction set for treatment effects on treated units, is the same as that of all prediction intervals in (iii) over $c \in \mathbb{R}$. Moreover, this prediction set covers the true treatment effects for treated units with probability at least $1 - \alpha$, or equivalently, the prediction intervals in (ii) and (iii) are all simultaneously valid:

$$\mathbb{P} \left(\bigcap_{k=1}^{n_t} \{\tau_{t(k)} \in \tilde{\mathcal{I}}_{t,\Gamma}^\alpha(k)\} \right) = \mathbb{P} \left(\bigcap_{c \in \mathbb{R}} \{n_t(c) \in \tilde{\mathcal{S}}_{t,\Gamma}^\alpha(c)\} \right) \geq 1 - \alpha. \quad (\text{A7})$$

Proof of Theorem A2. First, we prove the validity of the p -value $\tilde{p}_{k,c}^{n,t}(\Gamma)$ for testing $H_{k,c}^{n,t}$

in (5) under the sensitivity model with bias at most Γ . Let \mathbf{u}_0 denote the true unmeasured confounding vector associated with the sensitivity model with bias at most Γ . Under $H_{k,c}^{n,t}$, we have $\boldsymbol{\tau} \in \mathcal{H}_{k,c}^{n,t}$, and thus $\inf_{\boldsymbol{\delta} \in \mathcal{H}_{k,c}^{n,t}} \tilde{t}(\mathbf{Z}, \mathbf{Y} - \mathbf{Z} \circ \boldsymbol{\delta}) \leq \tilde{t}(\mathbf{Z}, \mathbf{Y} - \mathbf{Z} \circ \boldsymbol{\tau}) = \tilde{t}(\mathbf{Z}, \mathbf{Y}(0))$. Because $\tilde{G}_\Gamma(\cdot)$ is a monotone decreasing function, this further implies that $\tilde{p}_{k,c}^{n,t}(\Gamma) \geq \tilde{G}_\Gamma(\tilde{t}(\mathbf{Z}, \mathbf{Y}(0))) \geq G_{\mathbf{u}_0, \Gamma}(\tilde{t}(\mathbf{Z}, \mathbf{Y}(0)))$. Here $G_{\mathbf{u}_0, \Gamma}(\cdot)$ is the tail probability of $\tilde{t}(\mathbf{Z}, \mathbf{Y}(0))$ under the actual treatment assignment mechanism, which is the sensitivity model with bias at most Γ and unmeasured confounding \mathbf{u}_0 . Thus,

$$\mathbb{P}\{\tilde{p}_{k,c}^{n,t}(\Gamma) \leq \alpha \text{ and } H_{k,c}^{n,t} \text{ holds}\} \leq \mathbb{P}\{G_{\mathbf{u}_0, \Gamma}(\tilde{t}(\mathbf{Z}, \mathbf{Y}(0))) \leq \alpha\} \leq \alpha,$$

where the last inequality follows by the validity of standard Fisher randomization test. Consequently, $\tilde{p}_{k,c}^{n,t}(\Gamma)$ is a valid p -value for testing $H_{k,c}^{n,t}$ under the sensitivity model with bias at most Γ .

The proof for the remaining parts of Theorem A2 follows by the same logic as the proof of Theorem 1. For conciseness, we omit the detailed proof. \square

A2.8. Proof of Theorem 8

Proof of Theorem 8. We first consider bounding $\mathbb{P}(\cup_{j=1}^J \{F_{\text{fp}}^{-1}(\beta_j) < \tau_{(k_j)}\})$ by the same logic as the proof of Theorem 5. Let $\{s_1, \dots, s_n\}$ be the set of indices of sampled units such that $\tau_{s_i}^{\text{fp}} = \tau_i$ for $i = 1, \dots, n$. Let $\{\phi(i)\}_{i=1}^n$ be a subset of $\{1, \dots, N\}$ such that $(\text{rank}_{s_1}(\boldsymbol{\tau}^{\text{fp}}), \text{rank}_{s_2}(\boldsymbol{\tau}^{\text{fp}}), \dots, \text{rank}_{s_n}(\boldsymbol{\tau}^{\text{fp}})) = (\phi(1), \phi(2), \dots, \phi(n))$, where $\text{rank}_i(\boldsymbol{\tau}^{\text{fp}})$ denotes the rank of the i th coordinate of $\boldsymbol{\tau}^{\text{fp}}$. It is not difficult to see that $\{\phi(i)\}_{i=1}^n$ is a simple random sample of size n from the set $\{1, \dots, N\}$. By definition of the quantile function, we can verify that $F_N^{-1}(\beta_j) = \tau_{(k_j)}^{\text{fp}}$, where $k_j = \lceil N\beta_j \rceil$ for all $1 \leq j \leq J$. Define further $\tau_{(0)}^{\text{fp}} = -\infty$. Let $v_j = \sum_{i=1}^n \mathbb{1}\{k_j < \phi(i) \leq k_{j+1}\}$ for $0 \leq j \leq J$, where $k_0 = 0$ and $k_{J+1} = N$. By definition, $n(F_{\text{fp}}^{-1}(\beta_j)) = n(\tau_{(k_j)}^{\text{fp}}) = \sum_{i=1}^n \mathbb{1}(\tau_i > \tau_{(k_j)}^{\text{fp}}) = \sum_{i=1}^n \mathbb{1}(\tau_{(\phi(i))}^{\text{fp}} > \tau_{(k_j)}^{\text{fp}})$. Because we break ties using index ordering, $\mathbb{1}\{\tau_{(k_j)}^{\text{fp}} < \tau_{(\phi(i))}^{\text{fp}}\} \leq \mathbb{1}\{k_j < \phi(i)\}$, where the equality holds when there are no ties among individual effects in the whole population, i.e., $\tau_{(1)}^{\text{fp}} < \tau_{(2)}^{\text{fp}} < \dots < \tau_{(N)}^{\text{fp}}$.

Thus, for each j , we have $n(F_{\text{fp}}^{-1}(\beta_j)) \leq \sum_{i=1}^n \mathbb{1}\{\phi(i) > k_j\} = \sum_{i=j}^J v_i$. Note that, by definition, $F_{\text{fp}}^{-1}(\beta_j) < \tau_{(k'_j)}$ implies that $n(F_{\text{fp}}^{-1}(\beta_j)) > n - k'_j$. These then imply that

$$\begin{aligned} \mathbb{P}\left(\bigcup_{j=1}^J \left\{F_{\text{fp}}^{-1}(\beta_j) < \tau_{(k'_j)}\right\}\right) &\leq \mathbb{P}\left(\bigcup_{j=1}^J \left\{n(F_{\text{fp}}^{-1}(\beta_j)) > n - k'_j\right\}\right) \\ &\leq \mathbb{P}\left(\bigcup_{j=1}^J \left\{\sum_{i=j}^J v_i > n - k'_j\right\}\right). \end{aligned} \quad (\text{A8})$$

Note that the set of n experimental units is a simple random sample from the finite population of size N . Moreover, by definition, v_j s count the numbers of sampled units with indices in $J + 1$ mutually disjoint sets, $\{i : k_j < \phi(i) \leq k_{j+1}\}$, for $0 \leq j \leq J$, each of which has a size of $k_{j+1} - k_j$. It is then not difficult to see that $(n - \sum_{j=1}^J v_j, v_1, \dots, v_{J-1}, v_J) \sim \text{MHG}(k_1, k_2 - k_1, \dots, k_J - k_{J-1}, N - k_J; n)$ follows a multivariate Hypergeometric distribution. Consequently, the upper bound in (A8) is equivalent to $\Delta_{\text{H}}(k'_{1:J}; N, n, k_{1:J})$.

Second, we prove the validity of the simultaneous confidence intervals. Recall that $\mathcal{I}_{(k'_j)}^{\alpha'}$ s are simultaneous $1 - \alpha'$ one-sided prediction intervals for sample effect quantiles $\tau_{(k'_j)}$ s. Thus, $\mathbb{P}\left(\bigcap_{j=1}^J \left\{\tau_{(k'_j)} \in \mathcal{I}_{(k'_j)}^{\alpha'}\right\}\right) \geq 1 - \alpha'$. Moreover, because $\mathcal{I}_{(k'_j)}^{\alpha'}$ s are one-sided intervals of form (c, ∞) or $[c, \infty)$, for every j , $F_{\text{fp}}^{-1}(\beta_j) \geq \tau_{(k'_j)}$ and $\tau_{(k'_j)} \in \mathcal{I}_{(k'_j)}^{\alpha'}$ imply that $F_{\text{fp}}^{-1}(\beta_j) \in \mathcal{I}_{(k'_j)}^{\alpha'}$. From the above, we have

$$\begin{aligned} &\mathbb{P}\left(\bigcap_{j=1}^J \left\{F_{\text{fp}}^{-1}(\beta_j) \in \mathcal{I}_{(k'_j)}^{\alpha'}\right\}\right) \\ &\geq \mathbb{P}\left(\bigcap_{j=1}^J \left\{F_{\text{fp}}^{-1}(\beta_j) \geq \tau_{(k'_j)}, \tau_{(k'_j)} \in \mathcal{I}_{(k'_j)}^{\alpha'}\right\}\right) \\ &= 1 - \mathbb{P}\left(\bigcup_{j=1}^J \left\{F_{\text{fp}}^{-1}(\beta_j) < \tau_{(k'_j)}\right\} \cup \left(\bigcap_{j=1}^J \left\{\tau_{(k'_j)} \in \mathcal{I}_{(k'_j)}^{\alpha'}\right\}\right)^{\text{c}}\right) \\ &\geq 1 - \mathbb{P}\left(\bigcup_{j=1}^J \left\{F_{\text{fp}}^{-1}(\beta_j) < \tau_{(k'_j)}\right\}\right) - \mathbb{P}\left(\left(\bigcap_{j=1}^J \left\{\tau_{(k'_j)} \in \mathcal{I}_{(k'_j)}^{\alpha'}\right\}\right)^{\text{c}}\right) \\ &\geq 1 - \Delta_{\text{H}}(k'_{1:J}; N, n, k_{1:J}) - \alpha' = 1 - \alpha. \end{aligned} \quad (\text{A9})$$

Therefore, Theorem 8 holds. \square

A2.9. Proof of Theorem 9

Proof of Theorem 9. We first consider bounding $\mathbb{P}\left(\bigcup_{j=1}^J \left\{F_{\text{sp}}^{-1}(\beta_j) < \tau_{(k'_j)}\right\}\right)$. By definition, $\bigcup_{j=1}^J \left\{F_{\text{sp}}^{-1}(\beta_j) < \tau_{(k'_j)}\right\}$ implies that there exists some j such that $\sum_{i=1}^n \mathbb{1}(\tau_i > F_{\text{sp}}^{-1}(\beta_j)) > n - k'_j$. By the inverse probability integral transform, (τ_1, \dots, τ_n) follows the same distribution as $(F_{\text{sp}}^{-1}(U_1), \dots, F_{\text{sp}}^{-1}(U_n))$, where U_i s are i.i.d. $\text{Unif}(0,1)$ random variables.

These then imply that

$$\begin{aligned} \mathbb{P}\left(\bigcup_{j=1}^J \left\{F_{\text{sp}}^{-1}(\beta_j) < \tau_{(k'_j)}\right\}\right) &\leq \mathbb{P}\left(\bigcup_{j=1}^J \left\{\sum_{i=1}^n \mathbb{1}(\tau_i > F_{\text{sp}}^{-1}(\beta_j)) > n - k'_j\right\}\right) \\ &= \mathbb{P}\left(\bigcup_{j=1}^J \left\{\sum_{i=1}^n \mathbb{1}(F_{\text{sp}}^{-1}(U_i) > F_{\text{sp}}^{-1}(\beta_j)) > n - k'_j\right\}\right) \\ &\leq \mathbb{P}\left(\bigcup_{j=1}^J \left\{\sum_{i=1}^n \mathbb{1}(\beta_j < U_i) > n - k'_j\right\}\right), \end{aligned} \quad (\text{A10})$$

where the last equality holds because $F_{\text{sp}}^{-1}(\beta_j) < F_{\text{sp}}^{-1}(U_i)$ implies $\beta_j < U_i$.

Define $m_j = \sum_{i=1}^n \mathbb{1}\{\beta_j < U_i \leq \beta_{j+1}\}$ for $0 \leq j \leq J$, where $\beta_0 = 0$, $\beta_{J+1} = 1$. For each j , $\sum_{i=j}^J m_i = \sum_{i=1}^n \mathbb{1}(U_i > \beta_j)$. Then the upper bound in (A10) is equivalent to

$$\mathbb{P}\left(\bigcup_{j=1}^J \left\{\sum_{i=j}^J m_i > n - k'_j\right\}\right) \equiv \Delta_{\text{M}}(k'_{1:J}; n, \beta_{1:J}),$$

where $(n - \sum_{j=1}^J m_j, m_1, \dots, m_{J-1}, m_J) \sim \text{MN}(\beta_1, \beta_2 - \beta_1, \dots, \beta_J - \beta_{J-1}, 1 - \beta_J; n)$. This is because the U_i s are i.i.d. standard uniform random variables, each of which falls in one of the $J + 1$ mutually exclusive sets, $(\beta_j, \beta_{j+1}]$ for $0 \leq j \leq J$, with probabilities $\beta_{j+1} - \beta_j$ for $0 \leq j \leq J$, respectively. Therefore, we have $\mathbb{P}\left(\bigcup_{j=1}^J \left\{F_{\text{sp}}^{-1}(\beta_j) < \tau_{(k'_j)}\right\}\right) \leq \Delta_{\text{M}}(k'_{1:J}; n, \beta_{1:J})$.

The proof for the remaining parts follows by the same logic as the proof of Theorem 8.

We omit the detailed proof for conciseness. \square

A3. Additional technical details

A3.1. Additional details for the choice of k' in Theorem 3

In the discussion after Theorem 3, we suggest choosing k' such that the correction term is close to, yet bounded from above by, $\gamma\alpha$, for some $\gamma \in [0, 1)$. Such a choice of k' has the following equivalent forms:

$$\begin{aligned} k' &= \max\{k' : \mathbb{P}(\mathfrak{H} > n_t - k') \leq \gamma\alpha\} = n_t - \min\{n_t - k' : \mathbb{P}(\mathfrak{H} > n_t - k') \leq \gamma\alpha\} \\ &= n_t - \min\{n_t - k' : \mathbb{P}(\mathfrak{H} \leq n_t - k') \geq 1 - \gamma\alpha\} \\ &= n_t - q_{\text{HG}}(1 - \gamma\alpha; n, n - k, n_t), \end{aligned}$$

where $\mathfrak{H} \sim \text{HG}(n, n - k, n_t)$ follows a Hypergeometric distribution and $q_{\text{HG}}(\cdot; n, n - k, n_t)$ denotes its quantile function.

A3.2. Additional technical details for Theorem 9

A3.2.1. Additional justification by the exchangeability of potential outcomes

Recall that $(Z_i, Y_i(1), Y_i(0))$ for $1 \leq i \leq n$ denote the treatment assignment and potential outcomes for the n experimental units. Under i.i.d. sampling from a superpopulation, $(Y_i(1), Y_i(0))$ s are i.i.d. across all the experimental units. Moreover, by our assumption, (Z_1, \dots, Z_n) is independent of the potential outcomes for the n units. Consider inference conditioning on the treatment assignment and the permutations of the potential outcomes. Let $(y_i(1), y_i(0))$ s denote the realized values of the potential outcomes. Under this conditioning, Z_i s become fixed constant, and $(Y_i(1), Y_i(0))$ for $1 \leq i \leq n$ will have equal probabilities to be $(y_{\sigma(i)}(1), y_{\sigma(i)}(0))$ for $1 \leq i \leq n$, for any permutation σ of $(1, 2, \dots, n)$. In particular, under each permutation σ , units with potential outcomes in $\{(y_j(1), y_j(0)) : j = \sigma(i), Z_i = 1, 1 \leq i \leq n\}$ would be in the treated group, and units with potential outcomes in $\{(y_j(1), y_j(0)) : j = \sigma(i), Z_i = 0, 1 \leq i \leq n\}$ would be in the control group. Note that σ is equally likely to be any permutation of $(1, 2, \dots, n)$. Therefore,

under this conditioning, we are essentially conducting a CRE with fixed potential outcomes $(y_i(1), y_i(0))$ s. In other words, through conditioning, we can equivalently view the data from i.i.d. potential outcomes and independent treatment assignment as if it was from a CRE with a finite population of units with fixed potential outcomes. Theorem 9 will then hold by this equivalence.

A3.2.2. Connection between finite population and superpopulation inferences

Below we discuss the connection between the finite population and superpopulation inferences in Theorems 8 and 9. Specifically, we will show that, as the size of finite population N goes to infinity, the confidence intervals for population quantiles of individual effects from Theorem 8 will converge to that in Theorem 9. Intuitively, this is because simple random sampling becomes increasingly similar to i.i.d. sampling as the size of finite population increases. To prove this, it suffices to show that for any given $n \geq 1$, $0 \leq \beta_1 \leq \beta_2 \leq \dots \leq \beta_J \leq 1$ and $0 \leq k'_1 \leq \dots \leq k'_J \leq n$,

$$\Delta_H(k'_{1:J}; N, n, k_{1:J}) \rightarrow \Delta_M(k'_{1:J}; n, \beta_{1:J}) \quad \text{as } N \rightarrow \infty, \quad (\text{A11})$$

where $k_j = \lceil N\beta_j \rceil$ for all j . To prove (A11), it suffices to prove that the probability mass function of $\text{MHG}(k_1, k_2 - k_1, \dots, k_J - k_{J-1}, N - k_J; n)$ converges to that of $\text{MN}(\beta_1, \beta_2 - \beta_1, \dots, \beta_J - \beta_{J-1}, 1 - \beta_J; n)$.

Define $k_0 = 0$, $k_{J+1} = N$, $\beta_0 = 0$ and $\beta_{J+1} = 1$ for descriptive convenience. We further assume $\beta_1 > 0$ and $\beta_J < 1$; this does not lose any generality since the proof when $\beta_1 = 0$ or $\beta_J = 1$ is almost the same. For any $x_0, x_1, \dots, x_J \geq 0$ such that $\sum_{j=0}^J x_j = n$, the probability mass function of $\text{MHG}(k_1, k_2 - k_1, \dots, k_J - k_{J-1}, N - k_J; n)$ evaluated at (x_0, \dots, x_J) is $\binom{N}{n}^{-1} \prod_{j=0}^J \binom{k_{j+1} - k_j}{x_j}$. As $N \rightarrow \infty$, we have, for $0 \leq j \leq J$,

$$\binom{k_{j+1} - k_j}{x_j} = \frac{(k_{j+1} - k_j)(k_{j+1} - k_j - 1) \cdots (k_{j+1} - k_j - x_j + 1)}{x_j!} = \frac{(k_{j+1} - k_j)^{x_j}}{x_j!} \cdot (1 + o(1)),$$

and analogously,

$$\binom{N}{n} = \frac{N(N-1)\cdots(N-n+1)}{n!} = \frac{N^n}{n!} \cdot (1 + o(1)).$$

These imply that, as $N \rightarrow \infty$,

$$\begin{aligned} \binom{N}{n}^{-1} \prod_{j=0}^J \binom{k_{j+1} - k_j}{x_j} &= \left(\frac{N^n}{n!}\right)^{-1} \frac{\prod_{j=0}^J (k_{j+1} - k_j)^{x_j}}{\prod_{j=0}^J x_j!} \cdot (1 + o(1)) \\ &= \frac{n!}{\prod_{j=0}^J x_j!} \prod_{j=0}^J (k_{j+1}/N - k_j/N)^{x_j} \cdot (1 + o(1)) \\ &= \frac{n!}{\prod_{j=0}^J x_j!} \prod_{j=0}^J (\beta_{j+1} - \beta_j)^{x_j} \cdot (1 + o(1)), \end{aligned}$$

which is asymptotically the same as the probability mass function of $\text{MN}(\beta_1, \beta_2 - \beta_1, \dots, \beta_J - \beta_{J-1}, 1 - \beta_J; n)$ evaluated at (x_0, \dots, x_J) .

From the above, as the size of finite population N goes to infinity, the inference for population effect quantiles in Theorem 8 will converge to that in Theorem 9.