

Graph-theoretical estimates of the diameters of the Rubik's Cube groups

So Hirata*

Department of Chemistry, University of Illinois at Urbana-Champaign, Urbana, Illinois 61801, USA

(Dated: July 19, 2024)

A strict lower bound for the diameter of a symmetric graph is proposed, which is calculable with the order (n) and other local parameters of the graph such as the degree, even girth g (≥ 4), and number of cycles of length g passing through a vertex, which are easily determined by inspecting a small portion of the graph (unless the girth is large). It is applied to the symmetric Cayley graphs of the Rubik's Cube groups of various sizes and metrics, yielding reasonably tight lower bounds, which range from 60% to 77% of the correct diameters of large- n graphs.

I. INTRODUCTION

The fewest number of turns to solve the Rubik's Cube from its hardest initial configuration is colloquially referred to as God's number.¹⁻⁶ It is equal to the diameter of the Cayley graph of the Rubik's Cube group. Previously,⁷ we estimated these diameters for the Cubes of various sizes in different metrics (the set of allowed combinations of rotations, each counted as one turn) using probabilistic logic. The estimates are accurate to within 2 of the actual values and are in exact agreement with the latter for both the $2 \times 2 \times 2$ and $3 \times 3 \times 3$ Cubes when the quarter-turn metric is adopted.

The Cayley graphs of the Rubik's Cube group in some metrics are a symmetric graph. For example, the $3 \times 3 \times 3$ Cube group in the square-slice-turn metric (R^2L^{-2} , D^2U^{-2} , and B^2F^{-2} in the Singmaster notation²) has the Cayley graph that is a cubic symmetric graph known as the generalized Petersen graph $G(4, 1)$ (Fig. 1). The Cayley graph of the $2 \times 2 \times 2$ Cube group in the square-turn metric² (R^2 , D^2 , and B^2) is another cubic symmetric graph, which is identified as the generalized Petersen graph $G(12, 5)$ (Fig. 2).

The Cayley graphs of the $2 \times 2 \times 2$ and $3 \times 3 \times 3$ Cube groups in the quarter-turn metrics should also be symmetric graphs because all configurations and all turns are symmetrically equiv-

alent. The Cayley graph of the $3 \times 3 \times 3$ Cube group in the square metric is another symmetric graph, which turns out to be locally isomorphic to the graph of the $2 \times 2 \times 2$ Cube group in the quarter-turn metric, with the only difference being their orders (numbers of vertexes). In this article, we introduce the formula for a strict lower bound for the diameter of a general symmetric graph derived with algebraic-graph-theoretical arguments.^{8,9} It can be evaluated with the order and some easily determined local parameters of the graph, such as the degree, girth (g), and number of cycles with length g passing through a vertex. We then apply this formula to the diameters of the Cube groups of different sizes and metrics and compare the lower bounds with the probabilistic estimates⁷ and actual values.

II. SYMMETRIC CAYLEY GRAPHS

Following the notation of Biggs,⁸ a distance-partition graph $\Gamma_i(v)$ for any vertex v of a symmetric graph Γ of order n and even girth g (≥ 4) is defined by its vertex set,

$$V\Gamma_i(v) = \{u \in V\Gamma \mid \partial(u, v) = i\}, \quad (1)$$

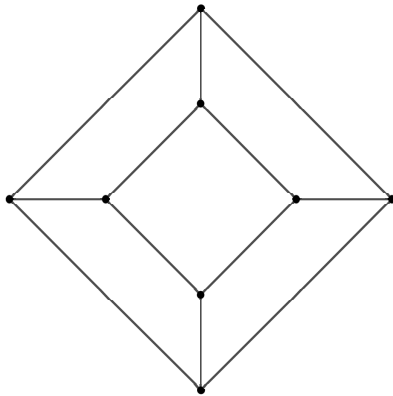


FIG. 1: Generalized Petersen graph $G(4, 1)$ as the Cayley graph of the $3 \times 3 \times 3$ Rubik's Cube group in the square-slice-turn metric. The order (n) is 8, the girth (g) is 4, the diameter (d) is 3, and the number of cycles with length g per vertex (η) is 3.

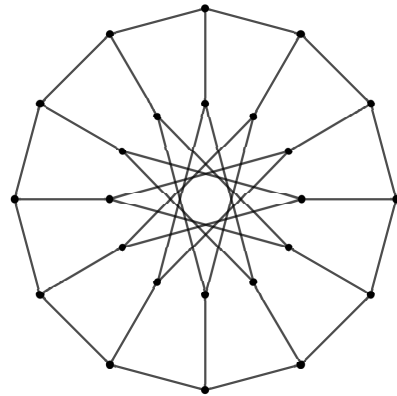


FIG. 2: Generalized Petersen graph $G(12, 5)$ as the Cayley graph of the $2 \times 2 \times 2$ Rubik's Cube group in the square-turn metric. The order (n) is 24, the girth (g) is 6, the diameter (d) is 4, and the number of cycles with length g per vertex (η) is 3.

where $\partial(u, v)$ is the distance between vertexes u and v . Here, $V\Gamma_0(v) = \{v\}$ and $|V\Gamma_0(v)| = 1$ as well as

$$|V\Gamma_i(1)| = |V\Gamma_i(2)| = \dots = |V\Gamma_i(n)|, \quad (2)$$

at any i ($0 \leq i \leq d$). Its corresponding edge set is defined by

$$E\Gamma_i(v) = \{\{u, v\} \in E\Gamma \mid u \in V\Gamma_i, v \in V\Gamma_{i-1}\}, \quad (3)$$

with $E\Gamma_0(v) = \emptyset$ and $|E\Gamma_0(v)| = 0$ as well as

$$|E\Gamma_i(1)| = |E\Gamma_i(2)| = \dots = |E\Gamma_i(n)|, \quad (4)$$

at any i . If the graph Γ has a diameter d ,

$$|E\Gamma_d(v)| = 0, \quad (5)$$

for any v . Henceforth, we drop the spurious argument v .

We infer

$$\sum_{i=0}^d |V\Gamma_i| = n, \quad (6)$$

$$\sum_{i=0}^d |E\Gamma_i| = nk, \quad (7)$$

which are self-evident, as well as

$$\sum_{i=0}^d (-1)^i |V\Gamma_i| = 0, \quad (8)$$

which can be proven by noting $|E\Gamma_i| + |E\Gamma_{i+1}| = k|V\Gamma_i|$.

Let \mathbf{d} be an array of orders of the distance-partition graph $V\Gamma_i$, i.e.,

$$\mathbf{d} = \{|V\Gamma_0|, |V\Gamma_1|, \dots, |V\Gamma_d|\}. \quad (9)$$

The d_i ($0 \leq i \leq d$) is therefore the number of vertexes with distance i from an arbitrary origin vertex; $d_0 = 1$ and $d_1 = k$. Let \mathbf{r} be an array of ‘‘branching ratios’’ defined by

$$\mathbf{r} = \left\{ \frac{|V\Gamma_1|}{|V\Gamma_0|}, \frac{|V\Gamma_2|}{|V\Gamma_1|}, \dots, \frac{|V\Gamma_d|}{|V\Gamma_{d-1}|} \right\}. \quad (10)$$

The r_i ($1 \leq i \leq d$) is the growth rate of the number of vertexes with increasing distance, i.e., $r_1 = k$, $r_2 = k - 1$, and generally,

$$r_{i+1} \leq r_i. \quad (11)$$

These can be understood as follows: From the origin vertex (distance 0), k edges emanate and reach k new vertexes at distance 1 ($r_1 = k$). From each of the k vertexes at distance 1, one edge connects the origin vertex and the remaining $k - 1$ edges spawn $k - 1$ new vertexes at distance 2 ($r_2 = k - 1$). From each of the $k - 1$ vertexes at distance 2, at most $k - 1$ new vertexes at distance 3 can be reached ($r_3 \leq k - 1$). The equal sign applies when the girth is greater than 4. When the girth is equal to 4, some of the vertexes are a shared destination of two edges and therefore the number of new vertexes at distance 3 is less ($r_3 < k - 1$). In subsequent steps, possible existence of longer cycles decreases the branching ratio even further ($r_{i+1} \leq r_i$).

III. DIAMETERS OF SYMMETRIC GRAPHS

In a symmetric graph with order n and degree k , let g (≥ 4) be the even girth, d be the diameter, and η be the number of cycles of length g passing through a given vertex. We seek a lower bound for d , whose precise determination is generally hard, given in terms of n and local parameters of the graph— k , g , and η —which are usually readily available.

The branching ratios r up to distance $g/2 - 1$ are

$$r_1 = k, \quad (12)$$

$$r_h = k - 1 \quad (2 \leq h < g/2 - 1), \quad (13)$$

and

$$r_{g/2-1} = \frac{k(k-1)^{g/2-1} - \eta}{k(k-1)^{g/2-2}} \equiv r_{\max}. \quad (14)$$

As per Eq. (11), this $r_{g/2-1}$ is the upper bound of r for greater distances. We call it r_{\max} , which can take any real positive value.

An upper bound for n is then obtained by assuming that the vertexes multiply at the same highest branching ratio of r_{\max} all the way to distance d .

$$n_{\max} = \left[1 + k + k(k-1) + \dots + k(k-1)^{g/2-2} + k(k-1)^{g/2-2} r_{\max} + \dots + k(k-1)^{g/2-2} r_{\max}^{d-g/2+1} \right]. \quad (15)$$

When $r_{\max} \neq 1$, the above geometric series can be summed to

$$n_{\max} = \left[n_0 + k(k-1)^{g/2-2} \frac{r_{\max}^{d-g/2+2} - r_{\max}}{r_{\max} - 1} \right], \quad (16)$$

with

$$n_0 = \frac{k(k-1)^{g/2-1} - 2}{k-2}, \quad (17)$$

which is related to the Moore bound (and equal to the latter when $g = 2d$ and $\eta = 0$).^{8,9} When $r_{\max} = 1$, we instead have

$$n_{\max} = \left[n_0 + k(k-1)^{g/2-2} (d - g/2 + 1) \right]. \quad (18)$$

The corresponding lower bound for d is obtained by equating n with n_{\max} .

$$d_{\min} = \left\lceil \frac{g}{2} - 2 + \log_{r_{\max}} \left\{ \frac{(n - n_0)(r_{\max} - 1)}{k(k-1)^{g/2-2}} + r_{\max} \right\} \right\rceil, \quad (19)$$

for $r_{\max} \neq 1$ or

$$d_{\min} = \left\lceil \frac{g}{2} - 1 + \frac{n - n_0}{k(k-1)^{g/2-2}} \right\rceil, \quad (20)$$

for $r_{\max} = 1$.

We have confirmed that they indeed give a lower bound for the diameter for each of the cubic symmetric graphs (with an

even girth, conservatively assuming $\eta = 1$) listed in a Foster Census.¹⁰

A similar argument can be used to determine an upper bound for d by assuming that the number of vertexes grows at the slowest pace after distance $g/2 - 1$, i.e., just one vertex at each distance. Unfortunately, this gives a uselessly conservative upper bound and we shall not consider it any further.

In our previous study,⁷ the diameter of a Rubik's Cube group is estimated by the following formula,

$$d_{\text{probab}} = \frac{\ln n}{\ln r_{\text{max}}} + \frac{\ln n}{r_{\text{max}}}. \quad (21)$$

which is neither a lower nor upper bound, but works for non-symmetric Cayley graphs or for any metric that does not form a mathematically well-defined group. It has been derived on the basis of a probabilistic argument or a modified version of the coupon collector's problem. Equation (21) can also be viewed as a probabilistic estimate of the diameter of a symmetric group, where r_{max} is given by Eq. (14) (in Ref. 7, a more accurate estimate of r was computationally determined and used instead). The first term approximately counts the distance of the growth phase, where $r \approx r_{\text{max}}$ and the number of vertexes increases geometrically. The second term measures the distance of the subsequent rapid decay phase. Our graph-theoretical lower bound [Eq. (19)] considers only the growth phase and its formula thus has a similar functional form with the first term of Eq. (21).

IV. CAYLEY GRAPHS OF RUBIK'S CUBE GROUPS

The reader is referred to our previous report⁷ for the terminologies, group/graph orders, and other details of the Rubik's Cube groups of various sizes and metrics. Table I summarizes the results of applying above formulas.

A. The 3×3×3 Cube in the square-slice-turn metric

The Cayley graph of the 3×3×3 Rubik's Cube group in the square-slice-turn metric² (R^2L^{-2} , D^2U^{-2} , and B^2F^{-2}) is a cubic symmetric graph known as the generalized Petersen graph $G(4, 1)$ depicted in Fig. 1. The objective here is to determine the diameter d of this graph from its global (n) and local parameters (k , g , and η) that are easily determined without having the whole graph. (In this tiny example, we immediately know the answer: $d = 3$.)

The order of the graph n is a global parameter and is potentially hard to determine. However, for the Cayley graph of a Rubik's Cube group, it can be worked out by a careful combinatorial argument^{1,2,7} or with the aid of group theory.³ In the square-slice metric,² each of the three center slices is allowed to independently take one of two orientations and thus $n = 2^3 = 8$. Other local parameters such as the degree k , girth g , and the number η of cycles of length g per vertex can be gleaned from the small neighborhood of a vertex in the partial graph. Inspecting Fig. 1, we find that $k = 3$, $g = 4$, and $\eta = 3$.

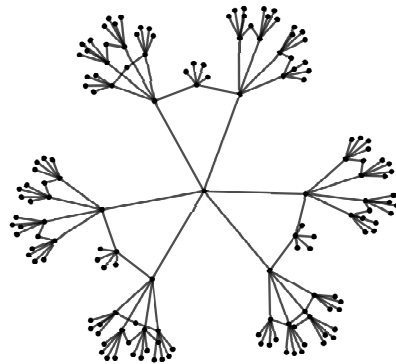


FIG. 3: A partial Cayley graph of the 2×2×2 Rubik's Cube group in the quarter-turn metric, which is symmetric with degree (k) 6. The order (n) is 3.67×10^6 , the girth (g) is 4, the diameter (d) is 14, and the number of cycles with length g per vertex (η) is 3. The vertexes on the periphery are further connected to other vertexes that are not shown.

The distance array is $\mathbf{d} = \{1, 3, 3, 1\}$, which obeys Eqs. (6) and (8), as it must. The branching ratios are $\mathbf{r} = \{3, 1, 1/3\}$, satisfying Eq. (11).

Using Eq. (14), $r_{\text{max}} = 1$, which corresponds to the predicted distance array of $\mathbf{d} = \{1, 3, 3, 3\}$. Equation (20) yields $d_{\text{min}} = \lceil 2.3 \rceil = 3$, which is a tight lower bound for the actual diameter of 3. The probabilistic estimate [Eq. (21)] breaks down in this tiny case because $n = 8$ is too few for probabilistic logic.

B. The 2×2×2 Cube in the square-turn metric

The Cayley graph of the 2×2×2 Rubik's Cube group in the square-turn metric² (R^2 , D^2 , and B^2) is also a cubic symmetric graph known as the generalized Petersen graph $G(12, 5)$ drawn in Fig. 2. It is also called the Nauru graph.

In the absence of the whole Cayley graph, its order (n) can be determined to be 24 by the following combinatorial argument: The *ulf* cubie² is held fixed as the orientation anchor. The *urf* cubie and three cubies (*ulf*, *drb*, *dlb*) that are diagonal from it can interchange their positions in $4! = 24$ different ways. Their orientations and the other four cubies' positions and orientations are completely determined by the positions of the first four. Hence, $n = 24$. Focusing on any one vertex and its small neighborhood of Fig. 2, we find $k = 3$, $g = 6$, and $\eta = 3$.

Substituting these values into Eq. (19), we obtain $d_{\text{min}} = \lceil 3.4 \rceil = 4$, which is a tight lower bound for the actual diameter of 4 (Table I).

C. The 2×2×2 Cube in the quarter-turn metric

Figure 3 shows a local Cayley graph within distance 3 from an arbitrary origin vertex for the 2×2×2 Cube group in the quarter-turn metric.² The order of the graph can be determined

TABLE I: Symmetric Cayley graphs of the $n \times n \times n$ Rubik's Cube groups in various metrics.

Cube	Metric	Order n	Degree k	Girth g	η^a	r_{\max}^b	Diameter		
							d (actual) ^c	d_{\min}^d	d_{probab}^e
3×3×3	Square-slice	8	3	4	3	1.0	3	3	∞
2×2×2	Square	24	3	6	3	1.5	4	4	10.0
2×2×2	Quarter	3.67×10^6	6	4	3	4.5	14	10	13.4
3×3×3	Sqaure	6.63×10^5	6	4	3	4.5	15	9	11.9
3×3×3	Quarter	4.33×10^{19}	12	4	18	9.5	26	20	24.8

^a The number of cycles with length g per vertex.

^b The maximum branching ratio at distance $g/2 - 1$ and greater [Eq. (14)].

^c The diameter of the 3×3×3 Cube group in the quarter-turn metric was determined computationally by Rokicki *et al.*⁴⁻⁶ Other diameters listed can be determined more easily.

^d Graph-theoretical lower bound for the diameter d [Eq. (19) or (20)] (this work).

^e Probabilistic estimate [Eq. (21)].⁷

by combinatorial logic to be $n = 3.67 \times 10^6$.^{1-3,7}

Without drawing such a huge graph, based on the facts that all Cayley graphs are vertex-transitive and that all turns are symmetrically equivalent with one another, the Cayley graph of this group should also be edge-transitive and thus symmetric.^{8,9} This is supported by the appearance of the local graph of Fig. 3, in which every vertex is equivalent and interchangeable with one another, and so is every edge. A smallest portion of the Cayley graph is sufficient to determine that $k = 6$, $g = 4$, and $\eta = 3$.

Unlike these easily determined parameters, the diameter (d) is hard to come by. For the 2×2×2 Cube, a brute-force computation of the distance array \mathbf{d} is possible,⁷ as shown in Fig. 4. The computed \mathbf{d} indicates that Eq. (8) is obeyed and $d = 14$. It is our objective, however, to estimate d from the easily obtained local information of the graph as well as n .

Using Eq. (19), we find $d_{\min} = \lceil 9.7 \rceil = 10$, which bounds the actual $d = 14$ from below as it should. The probabilistic estimate [Eq. (21)] is $d_{\text{probab}} = 13.4$, which is much closer to the correct value of 14, as expected.

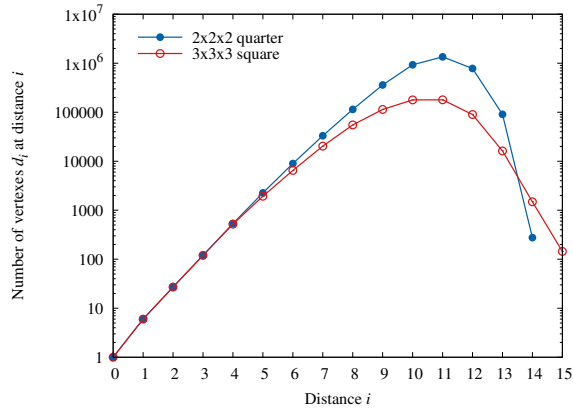


FIG. 4: The distance array \mathbf{d} of the locally isomorphic Cayley graphs of the 2×2×2 Rubik's Cube group in the quarter-turn metric and of the 3×3×3 Rubik's Cube group in the square-turn metric. The terminal point in each curve corresponds to the diameter.

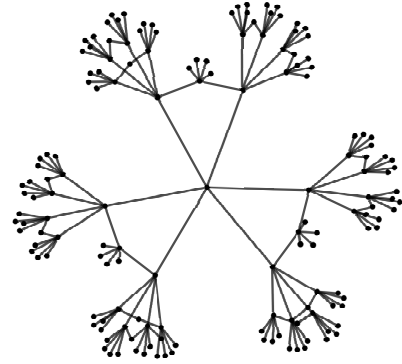


FIG. 5: A partial Cayley graph of the 3×3×3 Rubik's Cube group in the square-turn metric, which is symmetric with degree (k) 6. The order (n) is 663 552, the girth (g) is 4, the diameter (d) is 15, and the number of cycles with length g per vertex (η) is 3.

D. The 3×3×3 Cube in the square-turn metric

The square-turn metric of the 3×3×3 Rubik's Cube allows six 180° rotations denoted by R^2 , D^2 , B^2 , L^2 , U^2 , and F^2 in the Singmaster notation.² The order of the Cayley graph can be determined by group theory to be 663 552.³ Combinatorial logic explains the same number as follows:

$$n = 4!4 \frac{4!4!}{2} = 663\,552. \quad (22)$$

The first two factors 4!4 is the number of ways in which the eight corner cubies can be positioned with their orientations fixed by the positions. They can be viewed as the four diagonal corner cubies of the 2×2×2 Cube in the square metric, which has $4! = 24$ different configurations, which is further multiplied by the 4 possible positions of the *ulf* cubie (which was held fixed in the 2×2×2 Cube in the square metric, but now can move) reachable by the L^2 , U^2 , and F^2 turns. The remaining 3 corner cubies' positions and orientations are completely determined by the first five. The quotient $4!4!/2$ is the number of ways three groups of 4 edge cubies (sharing a common center slice) can be positioned with their orientations

fixed. Since the number of correctly oriented edge cubies is always even, there are two orbits and the number must be divided by two. In short, the global parameter n can be known analytically.

What makes this group interesting is the fact that its Cayley graph is locally isomorphic with the graph of the $2 \times 2 \times 2$ Cube group in the quarter-turn metric (Sec. IV C). The only difference is the orders of these graphs; one is 5.5 times smaller than the other. Figure 5 shows the local (up to distance 3) Cayley graph, which is indeed identical with Fig. 3; it is a symmetric graph with $k = 6$, $g = 4$, and $\eta = 3$. Surprisingly, the diameter ($d = 15$) of this graph with $n = 6.63 \times 10^5$ is greater than the diameter ($d = 14$) of the $2 \times 2 \times 2$ Cube group in the quarter-turn metric with $n = 3.67 \times 10^6$. With all the other parameters being the same, it is impossible to correctly predict this inversion by the simple graph-theoretical or probabilistic estimations presented here and earlier.⁷ These two graphs, therefore, underscore the diversity of symmetric graph structures differing only in their orders.

Using Eq. (19), we obtain as the lower bound of this graph $d_{\min} = 9$, which is lower than $d_{\min} = 10$ of the $2 \times 2 \times 2$ Cube group in the quarter-turn metric. Likewise, the probabilistic estimate $d_{\text{probab}} = 11.9$ is also lower than that ($d_{\text{probab}} = 13.4$) of the $2 \times 2 \times 2$ Cube group in the quarter-turn metric and is uncharacteristically underestimated. Hence, the inversion is not reproduced.

Figure 4 compares the distance arrays \mathbf{d} of these two locally isomorphic Cayley graphs. The two curves initially rise at the same rate for they have the same r_{\max} . The curve for the $3 \times 3 \times 3$ Cube group in the square metric (the red open circles) begins to slow the growth earlier, which is expected because its n is 5.5-times smaller. The peak in \mathbf{d} occurs slightly earlier (by one half distance unit) in the $3 \times 3 \times 3$ Cube group in the square metric with the smaller n . What causes the inversion is the decay phase; the \mathbf{d} of the $3 \times 3 \times 3$ Cube group in the square metric decays unusually slowly (see other plots of \mathbf{d} in Ref. 7 also), considerably delaying reaching the diameter. The cause of this slow decay is unknown.

E. The $3 \times 3 \times 3$ Cube in the quarter-turn metric

Figure 6 is the local (up to distance 2) of the Cayley graph of the $3 \times 3 \times 3$ Rubik's Cube group in the quarter-turn metric.⁷ It is a symmetric graph with $k = 12$, $g = 4$, and $\eta = 18$. The order of the graph is $n = 4.33 \times 10^{19}$ according to combinatorial logic.^{1-3,7} The order of this group/graph is so high that an explicit enumeration of distance array \mathbf{d} is nearly impossible. Nonetheless, by their Herculean computations, Rokicki *et al.* determined the diameter to be 26.⁴⁻⁶

Equation (19) places the lower bound for d at $d_{\min} = 20$, whereas the probabilistic estimation [Eq. (21)] suggests

$d_{\text{probab}} = 24.8$. They are, respectively, consistent with and in reasonable agreement with the actual diameter of 26.

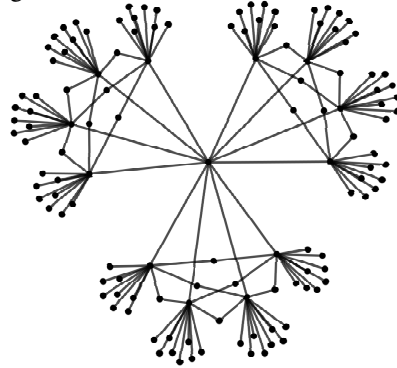


FIG. 6: A partial Cayley graph of the $3 \times 3 \times 3$ Rubik's Cube group in the quarter-turn metric, which is symmetric with degree (k) 12. The order (n) is 4.33×10^{19} , the girth (g) is 4, the diameter (d) is 26, and the number of cycles with length g per vertex (η) is 18.

V. CONCLUSIONS

Precisely determining the diameter of a large graph of the order n in excess of millions or billions poses a major computational challenge. When n can be known by a combinatorial or other argument and furthermore the graph has a high symmetry with its local parameters easily determined by inspection, one may estimate the diameter using an algebraic, geometrical, or probabilistic argument. In our previous study, we proposed a probabilistic estimate of the diameter for a large Cayley graph, which reproduces the diameters of the Rubik's Cube groups within 2 of the actual values or often exactly. Here, we introduced a strict lower bound for the diameter for a symmetric Cayley graph, calculable with n and other easily determined local parameters such as the degree k , girth g , and number η of cycles with length g per vertex. Similar, but more crude estimates of the diameters of the Rubik's Cube groups have been made,² but this study is distinguished from them for presenting a rigorous lower bound also applicable to other symmetric graphs. When applied to symmetric Cayley graphs of some Rubik's Cube groups, it yields reasonably tight lower bounds for the diameters, which are 60% to 77% of the correct values for large- n graphs.

ACKNOWLEDGMENTS

The author is a Guggenheim Fellow of the John Simon Guggenheim Memorial Foundation.

* sohirata@illinois.edu

¹ D. R. Hofstadter, *Sci. Am.* **244**, 20 (1981).

² D. Singmaster, *Note on Rubik's Magic Cube* (Enslow Publishers, Hillside, NJ, 1981).

- ³ D. Joyner, *Adventures in Group Theory: Rubik's Cube, Merlin's Machine, & Other Mathematical Toys*, 2nd ed. (The Johns Hopkins University Press, Baltimore, MD, 2008).
- ⁴ T. Rokicki, H. Kociemba, M. Davidson, and J. Dethridge, *SIAM J. Discrete Math.* **27**, 1082 (2013).
- ⁵ T. Rokicki, H. Kociemba, M. Davidson, and J. Dethridge, *SIAM Rev.* **56**, 645 (2014).
- ⁶ T. Rokicki, H. Kociemba, M. Davidson, and J. Dethridge, "God's Number is 20," <https://www.cube20.org> (2014).
- ⁷ S. Hirata, "Probabilistic estimates of the diameters of the Rubik's Cube groups," arXiv:2404.07337 (2024).
- ⁸ N. Biggs, *Algebraic Graph Theory*, 2nd ed. (Cambridge University Press, 1993).
- ⁹ D. B. West, *Introduction to Graph Theory*, 2nd ed. (Pearson, 2019).
- ¹⁰ M. Conder and P. Dobcsányi, *J. Comb. Math. Comb. Comput.* **40**, 41 (2002).