

Enhancing Multistep Brent Oil Price Forecasting with a Multi-Aspect Metaheuristic Optimization Approach and Ensemble Deep Learning Models

Mohammed Alruqimi^a, Luca Di Persio^a

^a*University of Verona, Italy*

Abstract

Accurate crude oil price forecasting is crucial for various economic activities, including energy trading, risk management, and investment planning. Although deep learning models have emerged as powerful tools for crude oil price forecasting, achieving accurate forecasts remains challenging. Deep learning models' performance is heavily influenced by hyperparameters tuning, and they are expected to perform differently under various circumstances. Furthermore, price volatility is also sensitive to external factors such as world events. To address these limitations, we propose a hybrid approach combining metaheuristic optimisation and an ensemble of five popular neural network architectures used in time series forecasting. Unlike existing methods that apply metaheuristics to optimise hyperparameters within the neural network architecture, we exploit the GWO metaheuristic optimiser at four levels: feature selection, data preparation, model training, and forecast blending. The proposed approach has been evaluated for forecasting three-ahead days using real-world Brent crude oil price data, and the

Email addresses: mohammed.alruqimi@univr.it (Mohammed Alruqimi),
luca.dipersio@univr.it (Luca Di Persio)

obtained results demonstrate that the proposed approach improves the forecasting performance measured using various benchmarks, achieving 0.000127 of MSE.

Keywords: Crude oil price forecasting, Brent oil forecasting, Grey Wolf Optimizer, ensemble model, time series forecasting.

1. Introduction

Time series forecasting plays a crucial role in various industries, from finance to logistics to energy, as it provides valuable insights into future trends and helps businesses make informed decisions. However, crude oil forecasting is particularly challenging due to the complex dynamics of the oil market and the non-linear and volatile nature of crude oil prices.

In recent years, deep learning techniques have gained prominence for their ability to capture intricate patterns in time series data. Long Short-Term Memory (LSTM) and Gated Recurrent Unit (GRU) networks have emerged as popular choices for modelling temporal dependencies in such forecasting tasks [1, 2]. Their success is attributed to their inherent ability to handle long-range dependencies, making them particularly suitable for time series data with varying temporal patterns.

Nonetheless, achieving accurate predictions remains a challenge. Individual deep-learning models typically struggle to capture all data patterns, and their performance is heavily dependent on the training configuration. The effectiveness of individual models varies depending on the given dataset and conditions. Furthermore, many external factors influence crude oil prices, including geopolitical events and global economic conditions [3, 4, 5, 6].

In other words, the capacity to enhance the capture of dataset patterns, identify external factors influencing the formation of these patterns, and select the appropriate network architecture while configuring it optimally are critical factors that significantly impact forecasting performance. The optimal choice often varies depending on the dataset’s characteristics and the specific forecasting problem at hand.

To address these challenges, we propose a hybrid approach to combine the Grey Wolf Optimizer (GWO) with an ensemble of five deep learning networks- LSTM, GRU, CNN-LSTM, CNN-LSTM-attention, and an encoder-decoder-LSTM. GWO is a bio-inspired metaheuristic optimisation algorithm which simulates the leadership hierarchy and grey wolf hunting mechanism in nature. The objective is to make a significant contribution to the advancement of research in the field of crude oil forecasting, building upon the recognition of the challenges mentioned above and the advantages of metaheuristic optimisation and conditional forecast combination. This approach can be particularly beneficial in forecasting tasks where different models of diverse structures and data assumptions are expected to perform differently under various conditions. For example, one neural network can perform better than another in a specific dataset and vice-versa.

Metaheuristic optimisation techniques present a powerful solution for optimal hyperparameters tuning [7, 8]. Metaheuristics excels in reaching near-optimal solutions with limited information and computational resources. These algorithms generally give better results and converge faster than blind approaches like Exhaustive Grid Search. This makes them particularly valuable in optimising deep learning methods for time series forecasting.

Although some researchers have already exploited metaheuristic optimisation for tuning hyperparameters (such as epochs numbers, batch size) of ML models to improve WTI crude oil forecasting, i.e. [9], we believe this exploitation can be extended to optimise the entire process including parameters outside the ML network structures such as feature selection, defining the suitable sliding window, and to fuse multiple forecasts.

The main contributions of this work are summarised as follows:

- An ensemble model to enhance the prediction accuracy of crude oil price.
- Evaluating five different neural network (NN) models with various architectures for multi-step crude oil forecasting.
- Identifying an optimal configuration for each model using the GWO meta-heuristic algorithm.
- Introducing a novel method to implement weighted ensemble learning through a meta heuristic optimisation algorithm.

2. Related works

Methods used to forecast crude oil prices can be categorised into three primary groups: statistical, econometric, and machine learning-based approaches. Statistical methods provide a foundation for understanding and analysing historical oil price data. They are handy for identifying trends, seasonal patterns, and cyclical fluctuations in oil prices [10, 11]. Common statistical techniques employed in crude oil forecasting include time series

analysis and statistical forecasting models, such as autoregressive integrated moving average (ARIMA) [11]. Statistical methods are relatively simple to understand and implement. However, statistical methods are limited in capturing the nonlinear and unpredictable nature of oil price movements, especially in response to exogenous events. Econometric methods are grounded in statistical theory and economic principles, and they are particularly useful for understanding the causal relationships between economic variables and oil prices. Vector Autoregression (VAR) is a common econometric model used in crude oil forecasting [12, 13]. However, Econometric models often make assumptions about the underlying data distribution and the relationship between variables. Violations of these assumptions lead to less reliable forecasts.

Deep learning techniques have become increasingly popular in the field of time series forecasting in general due to their ability to capture non-linear and more complex patterns in the data [14, 15]. Researchers have harnessed various deep learning architectures, including long short-term memory (LSTM) networks [1, 2, 16, 17], gated recurrent units (GRUs) [18, 17, 19], convolutional neural networks (CNNs) [20, 21], and transformer models [22], to forecast crude oil prices accurately.

In recent years, GRU (Gated Recurrent Unit) and LSTM (Long Short-Term Memory) networks have emerged as prominent choices for deep learning applications in crude oil price forecasting due to their ability to capture long-term dependencies and handle sequential data effectively. Several studies have demonstrated the superiority of GRU and LSTM networks for crude oil price forecasting [14]. To further enhance their forecasting capabilities,

researchers have explored various hybrid and combination methods, such as integrating convolutional neural networks (CNN) and attention mechanisms into GRU and LSTM architectures [20, 19, 18, 23, 24, 25, 26]. Additionally, incorporating external factors has been a focus, with studies demonstrating the effectiveness of these strategies in refining crude oil price predictions [27, 28, 25, 29].

However, the efficacy of these approaches often hinges on the quality and comprehensiveness of feature engineering and the availability of extensive historical data [27], in addition to the optimal hyperparameters setup. Recently, metaheuristic algorithms have been popular for optimising machine learning models training [7, 30]. These algorithms have been employed to some extent for optimising ML models for crude oil forecasting, i.e. [9], leading to improved prediction accuracy. On the other hand, This work falls within the few research works that utilise the Brent crude oil database, as most research typically relies on the Texas crude oil database.

3. Preliminaries

3.1. Metaheuristic optimisation

At the core of machine learning models is the process of optimisation, wherein algorithms are trained to perform functions with optimal efficiency. Successful hyperparameter optimisation is essential for achieving precision in a model. The thoughtful selection of model configurations profoundly impacts accuracy and proficiency in handling specific tasks. However, the optimisation of hyperparameters can present a challenging undertaking. Metaheuristics have become powerful optimisation tools, thanks to their simplicity

and capability to effectively address complex NP-hard problems with practical computational resources [31, 32]. Metaheuristic optimisation algorithms are a family of mathematical-concepts-based methods used to find good solutions to complex optimisation problems. This type of algorithm provides efficient solutions in scenarios where traditional methods may struggle due to complex and dynamic environments. They are designed to explore the search space in a way that is likely to find good solutions, even if they do not always find the optimal solution. Metaheuristics are not bound by specific problem structures, do not need gradient information and can adapt to various optimisation challenges. Their efficiency in solving real-world problems with limited resources and uncertainties makes metaheuristics one of the most notable achievements of the last two decades in operations research [30, 33, 34]. Metaheuristic algorithms can be grouped into different families based on the natural phenomena they use to guide the search process, such as, for example, evolution or ant behaviour [33]. Over the past few years, population-based methods have been successfully employed to address a diverse range of real-world challenges, including COVID-19 surveillance and forecasting, cloud-edge computing optimisation, energy-efficient cloud computing, feature selection, global optimisation, credit card fraud detection, air pollution forecasting, network intrusion detection, and optimisation of various machine learning models [7]. However, the choice of an algorithm largely depends on the optimisation problem at hand. There is no agreed guideline for large-scale nonlinear global optimisation problems for how to choose and what to choose [33].

3.2. Grey Wolf Optimizer (GWO)

The Grey Wolf Optimizer (GWO) is a bio-inspired swarm intelligence optimisation algorithm inspired by grey wolves, which has been introduced in [35] in 2014. This algorithm mimics the leadership hierarchy and hunting mechanism of grey wolves in nature. To simulate the leadership hierarchy in the GWO, four types of grey wolves—alpha (α), beta (β), delta (δ), and omega (ω)—are employed. These categories simulate the leadership hierarchy, where the optimisation process is guided by three wolves (α , β , and δ), while the omega (ω) wolves follow. As observed in the hunting process, grey wolves tend to encircle their prey, a phenomenon mathematically modelled by equations (1) and (2).

$$\vec{D} = |\vec{C} \cdot \vec{X}_p(t) - \vec{X}(t)| \quad (1)$$

$$\vec{X}(t+1) = \vec{X}_p(t) - \vec{A} \cdot \vec{D} \quad (2)$$

Where t is the current iteration, \vec{A} and \vec{C} are coefficient vectors, \vec{X}_p is the vector of the prey position, and \vec{X} indicates the vector of the grey wolf position. \vec{A} and \vec{C} vectors can be calculated as illustrated in equations (3) and (4).

$$\vec{A} = 2\vec{a} \cdot r_1 - \vec{a} \quad (3)$$

$$\vec{C} = 2 \cdot r_2 \quad (4)$$

The elements of vector a undergo a linear decrease from 2 to 0 across iterations, with r_1 and r_2 being random vectors within the $[0, 1]$ range. In emulating the hunting behaviour of grey wolves, it is assumed that α (the

top candidate solution), β , and δ possess superior knowledge regarding the potential prey positions. Consequently, the three best solutions obtained thus far are preserved, compelling other search agents (including ω) to adjust their positions based on the optimal search agent positions. Further insights into the GWO algorithm can be found in [35, 36].



Figure 1: Typical wolf-pack hunting behaviours: (A) chasing, approaching, and tracking prey (B–D) pursuing, harassing, and encircling (E) stationary situation and attack [37].

3.3. Deep learning architectures for time series forecasting

LSTM (Long Short-Term Memory) and GRU (Gated Recurrent Unit) are two types of recurrent neural networks (RNNs) that have gained immense popularity in time series forecasting due to their ability to capture temporal dependencies in data effectively. These dependencies, often characterised by patterns that persist over time, are crucial for accurate forecasting. LSTM and GRU have demonstrated superior performance in various time series

forecasting tasks, ranging from energy price prediction to weather forecasting [14]. Their ability to handle complex temporal dynamics and relatively simple architecture compared to more advanced models like transformers and GANs have made them the go-to choice for many time series forecasting applications. Researchers are constantly exploring ways to enhance the forecasting accuracy of LSTM and GRU models by combining them with convolutional neural networks (CNNs) to extract spatial features from time series data, incorporating attention mechanisms to focus on relevant portions of the input sequence, incorporating relevant external factors, and integrating statistical approaches to leverage the strengths of both neural networks and traditional forecasting methods [20, 23, 24, 25, 27, 26]. In this work, we examine the following popular deep-learning architectures:

- **Bi-LSTM**, which is a bidirectional Long Short-Term Memory (Bi-LSTM) model; one LSTM layer followed by two full connected layers with relu activation function.
- **Bi-GRU**, is a bidirectional Gated Recurrent Unit (Bi-GRU) model; one GRU layer followed by two fully connected layers with a relu activation function.
- **CNN-Bi-LSTM**, This model combines two convolutional neural networks (CNNs) to extract input features and two LSTM layers for learning temporal dependencies in the data, followed by a fully connected layer with relu activation function.
- **CNN-Bi-LSTM-Attention**, which adds an attention technique for the previous one.

- **Encoder-decoder-Bi-LSTM** is an encoder-decoder architecture with two LSTMs with 128 units for the encoder and another LSTM with 200 units for the decoder.

To sum up, We train five models to predict three ahead-days, using the GWO metaheuristic optimisation to optimise training hyperparameters and incorporating two external factors (USD_X and SENT) as described in the dataset section.

4. Proposed approach

In this work, We propose to combine the Grey Wolf Optimizer (GWO) with an ensemble of five deep learning networks- LSTM, GRU, CNN-LSTM, CNN-LSTM-attention, an encoder-decoder-LSTM for enhancing Brent crude oil price forecasting.

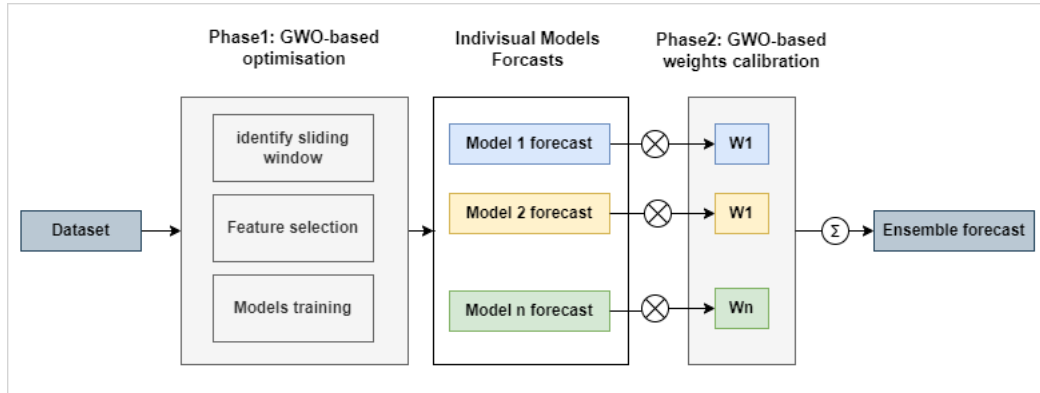


Figure 2: Proposed Approach

The aim is to enhance the predictive accuracy of crude oil prices by leveraging the acknowledged benefits of both metaheuristic optimisation and ensemble forecasting methods. The proposed approach is implemented in two

main stages, as shown in the figure (2). In the first stage, we train five deep neural networks, proven for their proficiency in handling time series prediction. In this stage, the GWO algorithm is used to find optimal parameters for tuning the neural networks' training. This stage also encompasses optimisation of feature selection and determining the window size. In the second stage, The GWO is utilised to blend the predictions obtained in the first stage at the optimal configuration for each neural network. To implement our approach, we build our code upon mealpy library [34], where users can select from a wide range of advanced population-based metaheuristic algorithms.

4.1. Multi-aspect metaheuristic optimisation

The Grey Wolf Optimization (GWO) algorithm is employed at four different stages to optimise crucial aspects of the ensemble forecasting process: feature selection, sliding window size determination, model hyperparameter tuning, and final forecast blending. This systematic approach ensures that the ensemble model leverages the strengths of all constituent models and produces highly accurate predictions

4.1.1. Feature selection

Forecasting crude oil prices is significantly influenced by external factors, which play a pivotal role in shaping the market dynamics. Factors such as geopolitical events, economic indicators, global demand-supply imbalances, and environmental policies can substantially impact oil prices [29]. Understanding and incorporating these external factors into forecasting models is crucial for accurate predictions, as they contribute to the volatility and unpredictability of the oil market. USD index rate and sentiment analysis

index are two popular external variables that have been widely applied by researchers in the tasks of forecasting crude oil price [6, 26, 4, 38]. The USDX index, reflecting the performance of the U.S. dollar against a basket of major currencies, offers valuable information on currency strength and global economic conditions. Considering the substantial influence of currency fluctuations on oil prices, the USDX index is a crucial indicator. Simultaneously, sentiment analysis, which gauges market sentiment from news and social media, contributes to understanding market psychology and potential price movements. Integrating external factors enhances the model's ability to capture complex relationships and dynamic market influences, consequently improving the accuracy of crude oil price forecasts [27, 28]. In this work, we examined integrating both indices, USDX and sentiment score, individually and combined.

4.1.2. Determination of sliding window size

The determination of the sliding window size plays a pivotal role in time series forecasting. This parameter represents the temporal scope of historical data used to train a model, influencing its ability to capture patterns and trends. Selecting an optimal sliding window size is a delicate balance between incorporating sufficient historical information for meaningful pattern recognition and avoiding overfitting or loss of relevance. A smaller window may lead to overlooking essential patterns, while a more significant window might introduce noise or outdated information. Thus, carefully considering and optimising the sliding window size is crucial to ensure the trained model learns from past data effectively, contributing to more accurate and reliable crude oil price forecasts.

4.1.3. Tuning of model hyperparameters

Hyperparameter tuning, the process of carefully adjusting the settings of a deep learning model, is crucial for optimal performance of deep learning networks. Finding optimal hyperparameters (such as learning rate, optimiser, hidden and unite number) significantly impacts training efficiency and model accuracy. However, tuning these hyperparameters is challenging due to their effects' interplay and the search space's high dimensionality. Manual exploration can be time-consuming and error-prone, while automated techniques like grid search and Bayesian optimisation can be computationally expensive. The emergence of metaheuristic algorithms like genetic algorithms and particle swarm optimisation offers promising avenues for efficient hyperparameter tuning. These algorithms can explore the search space more effectively and efficiently, leading to better-performing models.

4.1.4. Blending of final forecasts

Ensemble forecast methods can enhance accuracy by combining forecasts of diverse models that capture different aspects of the data. This often leads to better generalisation and robustness. However, the success of the ensemble methods depends on the individual models' diversity and quality and the nature of the data. In practice, ensemble methods are known to provide performance improvements in many cases, but there are situations where individual models might perform equally well or even outperform an ensemble. Variant-Weight technique is a well-established method for ensemble forecasting, in which multiple models are combined by assigning distinct weights to their respective predictions [24, 23]. The success of this method hinges on identifying the optimal weight allocation for each model. To this end, we

employ GWO to optimise the weight distribution for our target models.

5. Experiments

This section outlines the dataset, details the experimental setup, and delves into the obtained results.

5.1. Dataset

The dataset used for the experiments consists of the daily observations of the Brent crude oil price for the period from (January 3, 2012, to April 1, 2021), obtained from Bloomberg, including the period where the COVID-19 pandemic has affected energy and stock markets. It also includes Two external factors: the daily USD closing price (USD_X) from Bloomberg and a daily cumulative sentimental score (SENT) obtained by the CrudeBERT model described in [39]. CrudeBERT is a variant of FinBERT that has been fine-tuned towards assessing the impact of market events on crude oil prices, focusing on frequently occurring market events and their impact on market prices according to Adam Smith’s theory of supply and demand. Mainly, CrudeBERT dataset used headlines originating from 1034 unique news sources, published on the Dow Jones newswires (approx. 21,200), Reuters (approx. 3,000), Bloomberg (approx. 1,100), and Platts (approx. 870). The sentimental score data is described and publicly available in [39]. The period from 2012 to 2021 was chosen for analysis due to the availability of sentiment scores during this time frame. Figure 3 displays the time-series plot of the daily closing price of Brent for this period. The dataset has been cleaned, normalised, and then split as follows: 80% for training, 10% for validation, and 10% for testing.

Figure 4 illustrates the trends of Brent price, USD index (USDX), and the sentiment score (SENT) for the period from 2012 to 2021.

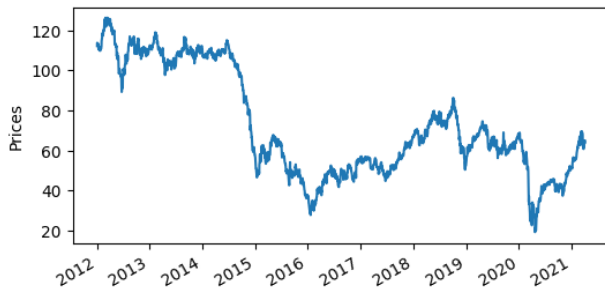


Figure 3: Brent oil price trend from 2012 to 2021

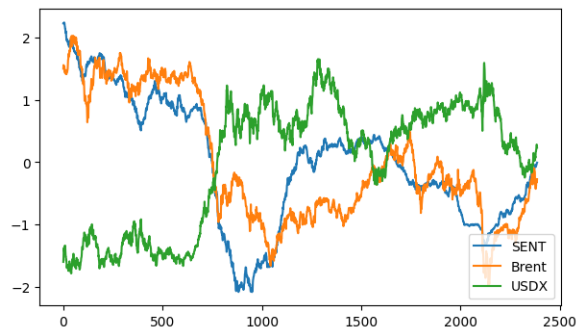


Figure 4: Brent price, USD index (USDX), and the sentiment score (SENT) for the period from 2012 to 2021

5.2. Experimental setup

As mentioned earlier, our experiments are conducted in two stages. In the first stage, the objective is to identify optimal values for hyperparameters of each model (optimal configuration). The targeted models are described in Section (3.3), and the targeted hyperparameters are described in Table (1).

Subsequently, we train and evaluate each model individually using its corresponding optimal configuration. The forecasts obtained from each model serve as inputs for the second stage. In the second stage, we aim to optimally blend the forecasts obtained individually from each model in the first stage to produce the final forecast.

In order to determine the optimal configuration for each model, the Grey Wolf Optimization (GWO) has been executed through five independent runs for each network. The objective function is specifically designed to minimize Mean Squared Error (MSE) loss, aiming to attain the best global solution. The best global solution is simply a vector containing the optimal values identified for the targeted hyperparameters, corresponding to the smallest Mean Squared Error (MSE) at these values.

Generally, implementation of the GWO metaheuristic optimisation involves defining the main following procedures: problem preparation, objective function definition, population initialisation, and optimisation process. Firstly, the problem preparation involves specifying the hyperparameters to be optimised and establishing their respective ranges. The objective function is a pivotal element, representing the metric that the metaheuristic aims to either maximise or minimise during the optimisation process. This function typically encapsulates the performance of the deep learning model, such as accuracy or loss. The population in the context of metaheuristic optimisation refers to a collection of candidate solutions simultaneously. The metaheuristic explores and refines this population throughout the optimisation iterations to iteratively improve the model's performance. A larger population generally provides more diversity and allows for a more thorough

Table 1 The list of hyperparameters to be optimised by the GWO algorithm for each network, combined with the external features and the window size. The 'range' column shows the bound of the search space defined for the GWO.

Parameter	Range	Description
learning rate	(0.0001 - 0.1)	this parameter, crucial for controlling the step size during model training
hidden unites	(2^n , where $1 \leq n \leq 8$)	the number of hidden units
optimiser	7 options	The optimisation algorithm employed during training, the seven options are (SGD, RMSprop, Adagrad, Adadelta, AdamW, Adam, and Adamax)
dropout	(0.2 - 0.5)	Dropout is a regularisation technique that randomly drops nodes from the network during training to prevent model overfitting.
time-steps	(3-30)	The number of timesteps used to represent the input data is crucial for capturing the temporal dynamics of the series.
external factors	4 options	to examine the impact of integrating external factors. The range includes the following options (None, USDX, SENT, and USDX + SENT)

search space exploration, but it also increases computational cost. The hyperparameters and their respective ranges (bounds or search space) are as shown in Table (1).

To reduce the problem dimension for the sake of alleviating resources consumption during the running of the GWO, we selected the most essential hyperparameters. The batch size and epoch number have also been excluded from the GWO problem dimensions. Instead, the batch size has been experimentally set to 16, and the early-stop technique is used to terminate epochs automatically.

5.3. Objective function and evaluation metrics

For each model, the GWO has been run multiple independent runs with an objective function to minimise the Mean square error (MSE), which can be calculated according to the equation (5). However, to evaluate the final ensemble and individual models, we used the traditional ML measurements: mean square error (MSE), root mean square error (RMSE) - equation (6), and mean absolute error (MAE)- equation (7):

$$\text{MSE}(y, \hat{y}) = \frac{\sum_{i=0}^{N-1} (y_i - \hat{y}_i)^2}{N} \quad (5)$$

$$\text{RMSE}(y, \hat{y}) = \sqrt{\frac{\sum_{i=0}^{N-1} (y_i - \hat{y}_i)^2}{N}} \quad (6)$$

$$\text{MAE}(y, \hat{y}) = \left(\frac{1}{n}\right) \sum_{i=1}^n |y_i - \hat{y}_i| \quad (7)$$

where y indicates to the actual value, while \hat{y} is the predicted value.

5.4. Weighted ensemble model

Inspired by the advantages of blending forecasts using conditional methods, we examine a meta-heuristic strategy for blending the forecasts obtained from individual models. The weighted ensemble method in forecasting involves a mathematical approach to combine the predictions of multiple individual models to improve overall accuracy and robustness. Each model in the ensemble contributes to the final forecast with a certain weight. The final ensemble forecast is then obtained by summing the products of each model’s forecast with its corresponding optimal weight. Mathematically, this can be represented as the weighted sum:

$$\text{Weighted ensemble prediction} = \sum_{i=1}^n M_i W_i \quad (8)$$

Here, W_i represents an optimal weight assigned to $model_i$, where $0 \leq W_i \leq 1$, and $\sum W_i = 1$. While M_i represents $model_i$ forecasts.

In this experiment, a dynamic weighted ensemble method was employed to blend the predictions of the top five forecasts obtained from the SENT-Bi-GRU, SENT-Bi-LSTM, SENT-CNN-Bi-LSTM, SENT-CNN-Bi-LSTM-att, and SENT-USD-encoder-decoder-LSTM. The weights metric W was optimised using the Grey Wolf Optimization (GWO) metaheuristic algorithm. The experiments showed that this metaheuristic-calibration-based weighted ensemble method achieves better results than traditional method or other naive ensemble methods and that the ensemble model outperforms the individual models, achieving a mean square error of (0.000165), with a success

ratio of reducing the MSE 0.024%, compared to the best-performing individual model as shown in Table 4.

6. Results and discussion

In this section, we first present the optimal configuration obtained for each model identified by the GWO algorithm. Then, we discuss the accuracy of the forecast achieved by blending the best forecasts and evaluate the performance of the ensemble model by comparing the MAE, MSE and RMSE values to the individual model’s selected benchmark models.

6.1. Models optimal configurations

Table 2 shows the best solution found by GWO for each selected model. The first column (MSE) shows the best MSE achieved by each model, while the other columns show the corresponding optimal configuration values. The results obtained from the GWO-optimised five benchmark models, in Table 2, showed that the best-performing model is based on the Bi-GRU architecture when incorporating the sentimental score (SENT-Bi-GRU), with the best MSE of 0.000137. The corresponding optimal configuration identified in this model is AdamW as the optimiser with a sliding window of 5 lagged steps, 0.003154571 as the learning rate, 0.0399269013 as the dropout value, and 2 hidden units. Integrating the sentimental score index (SENT) generally gives better results than integrating the USDX index. While combining both factors improved the results only with the encoder-decoder-LSTM architecture. The optimal values for sliding windows are (5, 6, 10, 17). These figures align consistently with typical workdays, as 5 corresponds to the number of working days a week.

Table 2 Best solutions found by GWO (models optimal configuration). TS = time steps, and h is the number of hidden units

Model	MSE	TS	LR	Dropout	h	Optimiser
SENT-Bi-GRU	0.000137	5	0.0031	0.3992	2	AdamW
SENT-Bi-LSTM	0.000194	17	0.0032	0.3205	12	Adam
SENT-CNN-Bi-LSTM	0.000280	5	0.01	0.3439	8	Adagrad
SENT-CNN-Bi-LSTM-Att	0.000300	6	0.0045	0.4399	8	Adam
SENT-USD-CNN-Bi-LSTM-Att	0.000349	10	0.0043	0.3140	4	RMSprop
SENT-encoder-decoder-Bi-LSTM	0.000358	10	0.0060	0.2573	64	Adam
SENT-USD-encoder-decoder-LSTM	0.000344	17	0.0080	0.2747	64	AdamW

Conversely, Figure 6 illustrates global objective and run-time charts. The global objective chart shows the movement curve towards the optimal solution to minimise the MSE for a single model. Like manual hyperparameter tuning, the GWO algorithm takes longer to find a near-optimal solution with the encoder-decoder-LSTM and CNN-LSTM-att models. At the same time, finding a near-optimal solution with LSTM and GRU is faster. Experimentally, GWO reaches a near-optimal solution during the first 30 epochs.

6.2. GWO-ensemble model accuracy evaluation

Table 3 GWO-ensemble model optimal weights

Model	Optimal weight
SENT-Bi-GRU	0.0860
SENT-Bi-LSTM	0.6266
SENT-Bi-CNN-LSTM-att	0.0889
SENT-encoder-decoder-LSTM	0.1057
SENT-USDX-encoder-decoder-LSTM	0.0927

As shown in the table, the GWO-ensemble model outperformed the other models, achieving a 0.000127 of MSE. The best final forecast has been acquired by blending the forecasts obtained from SENT-Bi-GRU, SENT-Bi-LSTM, SENT-Bi-CNN-LSTM-attention, SENT-encoder-decoder-LSTM and SENT-USDX-encoder-decoder-LSTM models. The optimal weights assigned for each model are illustrated in Table (3).

Figure 5 illustrates the forecasting performances for all targeted models. The figure shows the plot chart of Actual vs. predicted results. Table (4) shows the overall comparison of the GWO-ensemble model with the other benchmark models.

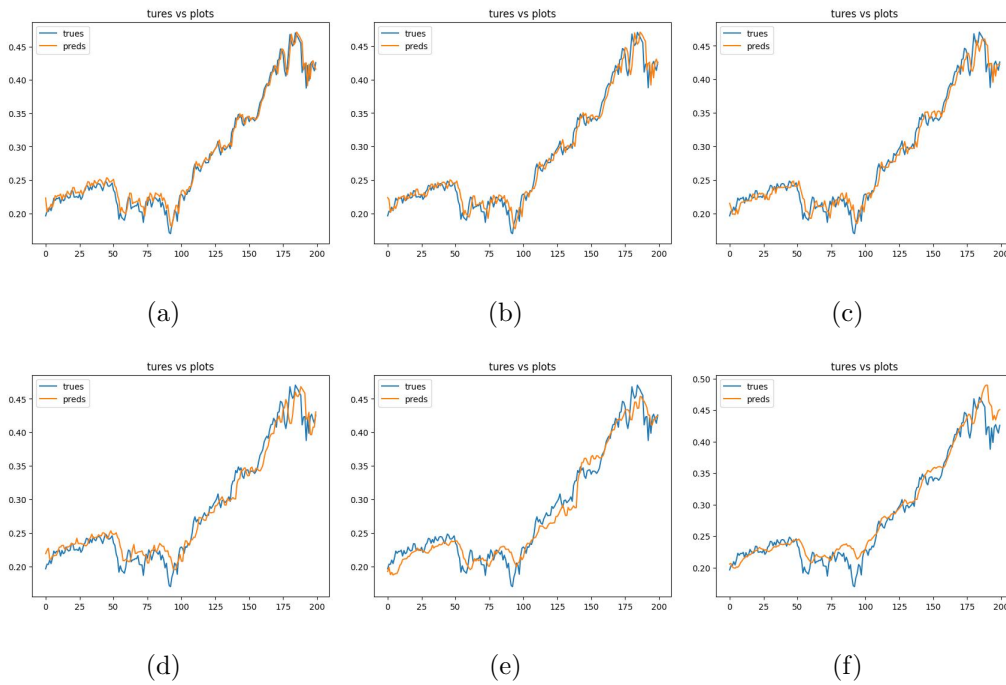


Figure 5: Actual vs. predicted results of the examined models: (a). Ensemble model, (b). SENT-Bi-GRU, (c). SENT-Bi-LSTM, (d). SENT-CNN-Bi-LSTM, (e). SENT-CNN-Bi-LSTM-att, (f). SENT-USD-Encoder-decoder-Bi-LSTM

Table 4 Forecasting accuracy evaluation

Model	MAE	MSE	RMSE
GWO-Ensemble	0.007414	0.000127	0.011269
SENT-BI-GRU	0.008300	0.000137	0.011704
SENT-BI-LSTM	0.009800	0.000194	0.013928
SENT-CNN-BI-LSTM	0.012650	0.000280	0.016733
SENT-CNN-BI-LSTM-att	0.013550	0.000300	0.017306
SENT-USD-CNN-BI-LSTM-att	0.014400	0.000349	0.018682
SENT-Encoder-Decoder-BI-LSTM	0.012550	0.000359	0.018934
SENT-USD-Encoder-Decoder-BI-LSTM	0.012900	0.000344	0.018547

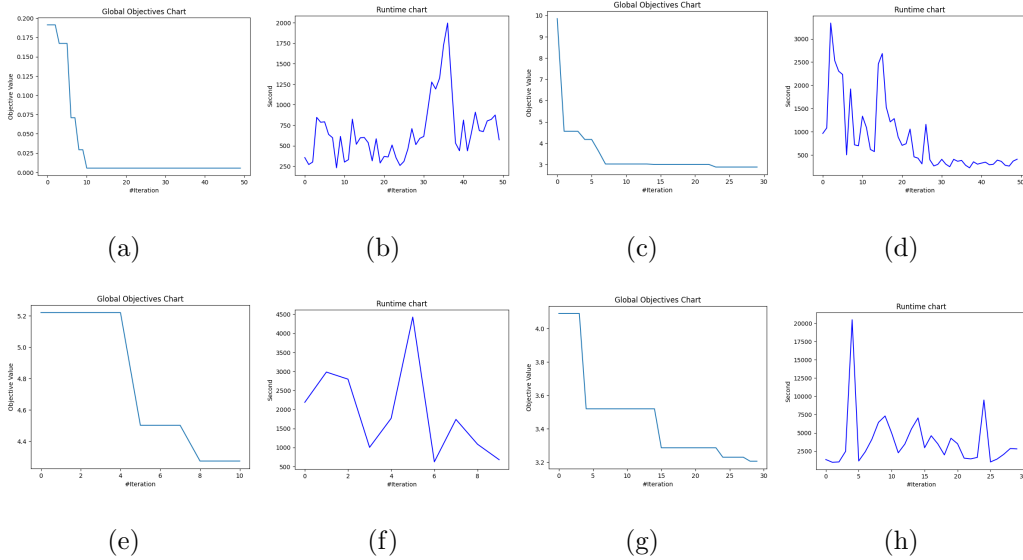


Figure 6: Objective function and run time charts of a single GWO run for the following models: (a,b):LSTM, (c,d): GRU, (e,f): CNN-LSTM-att, (g,h): encoder-decoder

7. Limitations

Although metaheuristic optimisation algorithms effectively tune deep learning models, they require significant computational resources. This limitation has forced us to restrict our hyperparameter search to a limited number of parameters. However, expanding the problem dimension to include a broader range of parameters could improve forecasting performance. Suppose we need to run GWO 20 independent runs for the Bi-LSTM model with 30 epochs and a population size of 10. Each Bi-LSTM model will be trained 6,000 times (20 runs * 30 epochs * 10 population size).

8. Conclusions

In this study, we have introduced a hybrid approach that combines deep learning networks with metaheuristic optimisation to enhance the forecasting of Brent crude oil prices. The main idea is to harness the capabilities of metaheuristic optimisation to identify optimal configurations at various stages of constructing a forecasting solution, alongside the power of combining forecasts with multiple deep learning models. The well-known Grey Wolf Optimizer (GWO) algorithm was employed to optimise feature selection, dataset preparation, tuning hyperparameters for five individual deep learning networks, and the fusion of their forecasts. The results demonstrated that this approach improved the accuracy for each model and that the presented ensemble model outperforms benchmark models and achieves an MSE of 0.000127.

References

- [1] L. Jovanovic, D. Jovanovic, N. Bacanin, A. Jovancai Stakic, M. Antonijevic, H. Magd, R. Thirumalaisamy, M. Zivkovic, Multi-step crude oil price prediction based on lstm approach tuned by salp swarm algorithm with disputation operator, *Sustainability* 14 (21) (2022). doi: 10.3390/su142114616.
URL <https://www.mdpi.com/2071-1050/14/21/14616>
- [2] Z. Cen, J. Wang, Crude oil price prediction model with long short term memory deep learning based on prior knowledge data transfer, *Energy* 169 (12 2018). doi:10.1016/j.energy.2018.12.016.
- [3] J. Li, Z. Xu, H. Xu, L. Tang, L. Yu, Forecasting oil price trends with sentiment of online news articles, *Asia-Pacific Journal of Operational Research* 34 (02) (2017) 1740019. doi:10.1142/S021759591740019X.
URL <https://doi.org/10.1142/S021759591740019X>
- [4] L.-T. Zhao, Y.-Y. Xing, Q.-R. Zhao, X.-H. Chen, Dynamic impacts of online investor sentiment on international crude oil prices, *Resources Policy* 82 (2023) 103506. doi:<https://doi.org/10.1016/j.resourpol.2023.103506>.
URL <https://www.sciencedirect.com/science/article/pii/S0301420723002143>
- [5] H. Miao, S. Ramchander, T. Wang, D. Yang, Influential factors in crude oil price forecasting, *Energy Economics* 68 (2017) 77–88. doi:<https://doi.org/10.1016/j.eneco.2017.09.010>.

URL <https://www.sciencedirect.com/science/article/pii/S0140988317303134>

- [6] Y. Fang, W. Wang, P. Wu, Y. Zhao, A sentiment-enhanced hybrid model for crude oil price forecasting, *Expert Systems with Applications* 215 (2023) 119329. doi:<https://doi.org/10.1016/j.eswa.2022.119329>.
URL <https://www.sciencedirect.com/science/article/pii/S0957417422023478>
- [7] M. Kaveh, M. S. Mesgari, Application of meta-heuristic algorithms for training neural networks and deep learning architectures: A comprehensive review, *Neural Processing Letters* 55 (4) (2023) 4519–4622. doi:[10.1007/s11063-022-11055-6](https://doi.org/10.1007/s11063-022-11055-6).
URL <https://doi.org/10.1007/s11063-022-11055-6>
- [8] C. Stoean, M. Zivkovic, A. Bozovic, N. Bacanin, R. Strulak-Wójcikiewicz, M. Antonijevic, R. Stoean, Metaheuristic-based hyperparameter tuning for recurrent deep learning: Application to the prediction of solar energy generation, *Axioms* 12 (3) (2023). doi:[10.3390/axioms12030266](https://doi.org/10.3390/axioms12030266).
URL <https://www.mdpi.com/2075-1680/12/3/266>
- [9] T. Zhang, Z. Tang, J. Wu, X. Du, K. Chen, Multi-step-ahead crude oil price forecasting based on two-layer decomposition technique and extreme learning machine optimized by the particle swarm optimization algorithm, *Energy* 229 (2021) 120797. doi:<https://doi.org/10.1016/j.energy.2021.120797>.

URL <https://www.sciencedirect.com/science/article/pii/S0360544221010458>

- [10] H. Mohammadi, L. Su, International evidence on crude oil price dynamics: Applications of arima-garch models, *Energy Economics* 32 (5) (2010) 1001–1008. doi:<https://doi.org/10.1016/j.eneco.2010.04.009>.

URL <https://www.sciencedirect.com/science/article/pii/S0140988310000654>

- [11] Y. Xiang, X. H. Zhuang, Application of arima model in short-term prediction of international crude oil price, in: *Advances in Applied Science and IndFotios Petropoulostrial Technology*, Vol. 798 of *Advanced Materials Research*, Trans Tech Publications Ltd, 2013, pp. 979–982. doi:[10.4028/www.scientific.net/AMR.798-799.979](https://doi.org/10.4028/www.scientific.net/AMR.798-799.979).

- [12] H.-L. Zhang, C.-X. Liu, M.-Z. Zhao, Y. Sun, *Economics, fundamentals, technology, finance, speculation and geopolitics of crude oil prices: an econometric analysis and forecast based on data from 1990 to 2017*, *Petroleum Science* 15 (2) (2018) 432–450. doi:[10.1007/s12182-018-0228-z](https://doi.org/10.1007/s12182-018-0228-z).

URL <https://doi.org/10.1007/s12182-018-0228-z>

- [13] K. Drachal, Forecasting crude oil real prices with averaging time-varying var models, *Resources Policy* 74 (2021) 102244. doi:<https://doi.org/10.1016/j.resourpol.2021.102244>.

URL <https://www.sciencedirect.com/science/article/pii/S0301420721002555>

- [14] P. Lara-Benítez, M. Carranza-García, J. C. Riquelme, An experimental review on deep learning architectures for time series forecasting, *International Journal of Neural Systems* 31 (03) (2021) 2130001. doi:10.1142/s0129065721300011.
URL <http://dx.doi.org/10.1142/S0129065721300011>
- [15] A. Sen, K. Dutta Choudhury, Forecasting the crude oil prices for last four decades using deep learning approach, *Resources Policy* 88 (2024) 104438. doi:<https://doi.org/10.1016/j.resourpol.2023.104438>.
URL <https://www.sciencedirect.com/science/article/pii/S0301420723011492>
- [16] Hu, Zhenda, Crude oil price prediction using ceemdan and lstm-attention with news sentiment index, *Oil Gas Sci. Technol. - Rev. IFP Energies nouvelles* 76 (2021) 28. doi:10.2516/ogst/2021010.
URL <https://doi.org/10.2516/ogst/2021010>
- [17] L. Guo, X. Huang, Y. Li, H. Li, Forecasting crude oil futures price using machine learning methods: Evidence from china, *Energy Economics* 127 (2023) 107089. doi:<https://doi.org/10.1016/j.eneco.2023.107089>.
URL <https://www.sciencedirect.com/science/article/pii/S014098832300587X>
- [18] S. Zhang, J. Luo, S. Wang, F. Liu, Oil price forecasting: A hybrid gru neural network based on decomposition–reconstruction methods, *Expert Systems with Applications* 218 (2023) 119617. doi:<https://doi.org/10.1016/j.eswa.2023.119617>.

URL <https://www.sciencedirect.com/science/article/pii/S0957417423001185>

- [19] H. Lin, Q. Sun, Crude oil prices forecasting: An approach of using ceemdan-based multi-layer gated recurrent unit networks, *Energies* 13 (7) (2020).

URL <https://www.mdpi.com/1996-1073/13/7/1543>

- [20] Y. Lin, K. Chen, X. Zhang, B. Tan, Q. Lu, Forecasting crude oil futures prices using bilstm-attention-cnn model with wavelet transform, *Applied Soft Computing* 130 (2022) 109723. doi:<https://doi.org/10.1016/j.asoc.2022.109723>.

URL <https://www.sciencedirect.com/science/article/pii/S1568494622007724>

- [21] H. Wu, T. Hu, Y. Liu, H. Zhou, J. Wang, M. Long, Timesnet: Temporal 2d-variation modeling for general time series analysis, in: *International Conference on Learning Representations*, 2023.

- [22] C. Liu, K. Ruan, X. Ma, Dmeformer: A newly designed dynamic model ensemble transformer for crude oil futures prediction, *Heliyon* 9 (6) (2023) e16715. doi:<https://doi.org/10.1016/j.heliyon.2023.e16715>.

URL <https://www.sciencedirect.com/science/article/pii/S2405844023039221>

- [23] H. Wu, D. Levinson, The ensemble approach to forecasting: A review and synthesis, *Transportation Research Part*

- C: Emerging Technologies 132 (2021) 103357. doi:<https://doi.org/10.1016/j.trc.2021.103357>.
URL <https://www.sciencedirect.com/science/article/pii/S0968090X21003594>
- [24] X. Wei, X. Sun, J. Sun, J. Yin, J. Sun, C. Liu, A comparative study of multi-model ensemble forecasting accuracy between equal- and variant-weight techniques, Atmosphere 13 (4) (2022). doi:[10.3390/atmos13040526](https://doi.org/10.3390/atmos13040526).
URL <https://www.mdpi.com/2073-4433/13/4/526>
- [25] Q. Qin, Z. Huang, Z. Zhou, C. Chen, R. Liu, Crude oil price forecasting with machine learning and google search data: An accuracy comparison of single-model versus multiple-model, Engineering Applications of Artificial Intelligence 123 (2023) 106266. doi:<https://doi.org/10.1016/j.engappai.2023.106266>.
URL <https://www.sciencedirect.com/science/article/pii/S0952197623004505>
- [26] Y. Yang, J. Guo, S. Sun, Y. Li, Forecasting crude oil price with a new hybrid approach and multi-source data, Engineering Applications of Artificial Intelligence 101 (2021) 104217. doi:<https://doi.org/10.1016/j.engappai.2021.104217>.
URL <https://www.sciencedirect.com/science/article/pii/S0952197621000646>
- [27] J. Beckmann, R. L. Czudaj, V. Arora, The relationship between oil prices and exchange rates: Revisiting theory and

- evidence, *Energy Economics* 88 (2020) 104772. doi:<https://doi.org/10.1016/j.eneco.2020.104772>.
URL <https://www.sciencedirect.com/science/article/pii/S0140988320301122>
- [28] J. Shang, S. Hamori, Do crude oil prices and the sentiment index influence foreign exchange rates differently in oil-importing and oil-exporting countries? a dynamic connectedness analysis, *Resources Policy* 74 (2021) 102400. doi:<https://doi.org/10.1016/j.resourpol.2021.102400>.
URL <https://www.sciencedirect.com/science/article/pii/S0301420721004098>
- [29] H. Miao, S. Ramchander, T. Wang, D. Yang, Influential factors in crude oil price forecasting, *Energy Economics* 68 (2017) 77–88. doi:<https://doi.org/10.1016/j.eneco.2017.09.010>.
URL <https://www.sciencedirect.com/science/article/pii/S0140988317303134>
- [30] M. Abdel-Basset, L. Abdel-Fatah, A. K. Sangaiah, Chapter 10 - metaheuristic algorithms: A comprehensive review, in: A. K. Sangaiah, M. Sheng, Z. Zhang (Eds.), *Computational Intelligence for Multimedia Big Data on the Cloud with Engineering Applications, Intelligent Data-Centric Systems*, Academic Press, 2018, pp. 185–231. doi:<https://doi.org/10.1016/B978-0-12-813314-9.00010-4>.
URL <https://www.sciencedirect.com/science/article/pii/B9780128133149000104>

- [31] D. Oliva, E. Houssein, S. Hinojosa, *Metaheuristics in Machine Learning: Theory and Applications*, Studies in Computational Intelligence, Springer International Publishing, 2021.
URL <https://books.google.it/books?id=Zlw4EAAAQBAJ>
- [32] L. Calvet, J. de Armas, D. Masip, A. A. Juan, Learnheuristics: hybridizing metaheuristics with machine learning for optimization with dynamic inputs, *Open Mathematics* 15 (1) (2017) 261–280 [cited 2023-12-24]. doi:doi:10.1515/math-2017-0029.
URL <https://doi.org/10.1515/math-2017-0029>
- [33] N. Van Thieu, S. D. Barma, T. Van Lam, O. Kisi, A. Mahesha, Groundwater level modeling using augmented artificial ecosystem optimization, *Journal of Hydrology* 617 (2023) 129034. doi:10.1016/j.jhydrol.2022.129034.
- [34] N. Van Thieu, S. Mirjalili, Mealpy: An open-source library for latest meta-heuristic algorithms in python, *Journal of Systems Architecture* (2023). doi:10.1016/j.sysarc.2023.102871.
- [35] S. Mirjalili, S. M. Mirjalili, A. Lewis, Grey wolf optimizer, *Advances in Engineering Software* 69 (2014) 46–61. doi:<https://doi.org/10.1016/j.advengsoft.2013.12.007>.
URL <https://www.sciencedirect.com/science/article/pii/S0965997813001853>
- [36] E. Elhariri, N. El-Bendary, A. E. Hassanien, Bio-inspired optimization for feature set dimensionality reduction, in: 2016 3rd International

Conference on Advances in Computational Tools for Engineering Applications (ACTEA), 2016, pp. 184–189. doi:10.1109/ACTEA.2016.7560136.

- [37] C. Muro, R. Escobedo, L. Spector, R. Coppinger, Wolf-pack (canis lupus) hunting strategies emerge from simple rules in computational simulations, *Behavioural Processes* 88 (3) (2011) 192–197. doi:<https://doi.org/10.1016/j.beproc.2011.09.006>.
URL <https://www.sciencedirect.com/science/article/pii/S0376635711001884>
- [38] J.-M. Kim, H. H. Han, S. Kim, Forecasting crude oil prices with major s&p 500 stock prices: Deep learning, gaussian process, and vine copula, *Axioms* 11 (8) (2022). doi:10.3390/axioms11080375.
URL <https://www.mdpi.com/2075-1680/11/8/375>
- [39] H. Kaplan, A. Weichselbraun, A. M. P. Braşoveanu, Integrating economic theory, domain knowledge, and social knowledge into hybrid sentiment models for predicting crude oil markets, *Cognitive Computation* (2023). doi:10.1007/s12559-023-10129-4.
URL <https://doi.org/10.1007/s12559-023-10129-4>