

Reshaping the Online Data Buffering and Organizing Mechanism for Continual Test-Time Adaptation

Zhilin Zhu^{1,2}, Xiaopeng Hong^{1,2*}, Zhiheng Ma^{3,4,5}, Weijun Zhuang^{1,2}, Yaohui Ma^{1,5}, Dai Yong², and Yaowei Wang²

¹ Harbin Institute of Technology

² Peng Cheng Laboratory

³ Shenzhen University of Advanced Technology

⁴ Guangdong Provincial Key Laboratory of Computility Microelectronics

⁵ Shenzhen Institute of Advanced Technology, Chinese Academy of Science
{zhuzhilin, weijunzhuang}@stu.hit.edu.cn hongxiaopeng@ieee.org
zh.ma@siat.ac.cn yh.ma@siat.ac.cn chd-dy@foxmail.com wangyw@pcl.ac.cn

Abstract. Continual Test-Time Adaptation (CTTA) involves adapting a pre-trained source model to continually changing unsupervised target domains. In this paper, we systematically analyze the challenges of this task: online environment, unsupervised nature, and the risks of error accumulation and catastrophic forgetting under continual domain shifts. To address these challenges, we reshape the online data buffering and organizing mechanism for CTTA. We propose an uncertainty-aware buffering approach to identify and aggregate significant samples with high certainty from the unsupervised, single-pass data stream. Based on this, we propose a graph-based class relation preservation constraint to overcome catastrophic forgetting. Furthermore, a pseudo-target replay objective is used to mitigate error accumulation. Extensive experiments demonstrate the superiority of our method in both segmentation and classification CTTA tasks. Code is available at <https://github.com/z1358/OBAO>.

Keywords: Continual test-time adaptation · Unsupervised learning · Continual learning · Catastrophic forgetting

1 Introduction

Deep learning models have exhibited remarkable advancements in scenarios characterized by a consistent data distribution between training and test environments. However, the deployment of machine perception systems in the real world frequently exposes them to non-stationary and constantly changing environments [14, 22, 50, 56, 63]. When such phenomena occur (*e.g.*, unexpected domain shifts over time), these models are prone to severe performance degradation [19, 38, 54]. Consequently, the development of techniques for continual adaptation during the unsupervised deployment phase is essential for enhancing the reliability of machine perception systems.

* Corresponding author

Table 1: Comparison of different adaptation settings. We differentiate along four dimensions: the available form of the source domain data and target domain data, the distribution and access mode of the target domain data stream during adaptation.

Setting	Data		Target domain data stream	
	Source	Target	Distribution	Access mode
Fine-tuning	-	$\mathcal{X}^T, \mathcal{Y}^T$	stationary	offline (multi-epoch)
Domain Generalization	$\mathcal{X}^S, \mathcal{Y}^S$	-	-	-
Domain Adaptation	$\mathcal{X}^S, \mathcal{Y}^S$	\mathcal{X}^T	stationary	offline (multi-epoch)
Test-Time Training	$\mathcal{X}^S, \mathcal{Y}^S$	\mathcal{X}^T	stationary	online (single-pass)
Test-Time Adaptation	-	\mathcal{X}^T	stationary	offline or online
Continual Test-Time Adaptation	-	$\mathcal{X}_1^T \rightarrow \dots \rightarrow \mathcal{X}_n^T$	continually changing	online (single-pass)

With sufficient source labeled data accessible, the fields of domain generalization [23, 24, 66, 69] and domain adaptation [21, 25, 26, 29] have witnessed considerable success. However, a particularly challenging scenario arises when no source data is available, and unsupervised adaptation must happen at test time when unlabeled test inputs arrive. This task is known as test-time adaptation (TTA) [5, 7, 48]. Given the rarity of encountering only a singular domain shift in practical applications, the community has recently been increasingly focusing on continual test-time adaptation (CTTA) [2, 12, 31, 54, 61], *i.e.*, evaluating the ability of methods to adapt to continual domain shifts. We summarize the differences between existing adaptation settings in Tab. 1. Obviously, the considered CTTA setting is the most practical and challenging.

Within this setting, we expose the key challenges as follows: **(1) Online environment.** This denotes a scenario where data is processed in a single pass, necessitating immediate predictions from the model. Due to the characteristics of the online environment, it is difficult for the model to obtain a sufficient number of informative samples, thereby impeding the efficacy of adaptation; **(2) Unsupervised nature.** Throughout adaptation, ground-truth labels for input data are unavailable. Moreover, due to privacy concerns or legal restrictions, the source domain data may no longer be available and we only have access to the source pre-trained model; **(3) Error accumulation and catastrophic forgetting.** The dynamic distribution shift when adapting to continually changing target domains can render pseudo-labels unreliable and impede knowledge retention about the source domain, leading to error accumulation [54, 57] and triggering catastrophic forgetting [6, 31, 61].

Addressing the first challenge, an intuitive solution is to employ a buffer to store high-value samples. However, existing methods that utilize such a buffer store source domain samples with ground-truth labels [12, 44], which is difficult to satisfy in real-world scenarios and conflicts with the source-free constraint in the second challenge. Therefore, the issue of effectively *buffering* and *organizing* high-value samples in an *unsupervised single-pass* data stream has not been fully explored. Current CTTA methods primarily address the third challenge, focusing mainly on alignments in either the parameter space [2, 36, 41, 54] or the feature space [4, 12] of the source model to mitigate knowledge forgetting.

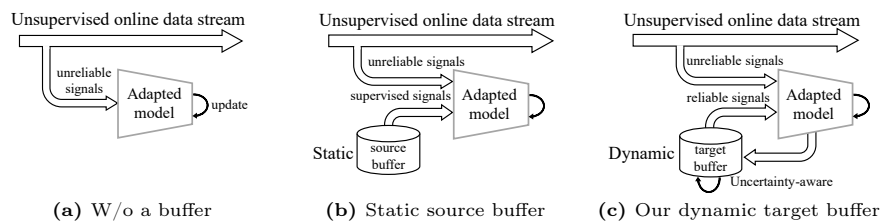


Fig. 1: Comparison of different buffering mechanisms. (a) Without a buffer, only unreliable signals from the current unsupervised input data are available. (b) Some methods [12, 44] use a static source buffer that stores source samples with ground-truth labels to provide supervised signals. (c) We work on a dynamic target buffer, which can provide reliable signals for the adaptation process.

In this paper, we endeavor to address these three challenges simultaneously. To this end, we reshape the online data buffering and organizing mechanism for CTTA. As shown in Fig. 1, unlike previous methods which directly sample from the source domain [12, 44], we are targeted at source-free, unsupervised, and online buffering. Through a specially designed uncertainty-aware buffering approach, we dynamically evaluate and aggregate reliable information in the unsupervised, single-pass data stream (Challenges **1** and **2**). Based on this, we efficiently organize these samples to assist the model’s unsupervised adaptation process. Utilizing pseudo-labels generated from these low-uncertainty samples, we consider them as anchors of classes and organize them into a class relation graph (CRG). To combat catastrophic forgetting under continually changing domains, we introduce a novel graph-based class relation preservation constraint to maintain the intrinsic class relations obtained on the source domain (Challenge **3**). Specifically, we penalize topological changes within the CRG to mitigate knowledge forgetting, while allowing reasonable vertex movements to enhance adaptability. Additionally, these samples are incorporated into a pseudo-target replay objective to reduce the risk of error accumulation from misclassified samples (Challenge **3**). In summary, our main contributions are as follows:

- To address the three revealed challenges simultaneously, we reshape the online data buffering and organizing mechanism for CTTA.
- To frame the buffering mechanism, we design an uncertainty-aware approach to identify and aggregate reliable data from unsupervised online data stream.
- Through a well-designed graph-based class relation preservation constraint and a pseudo-target replay objective, we effectively mitigate catastrophic forgetting and error accumulation in CTTA.
- We extensively evaluate our proposed method and the results on four challenging datasets show that the method clearly improves the CTTA performance on both segmentation and classification benchmarks, indicating its effectiveness and universality.

2 Related Work

2.1 Domain Adaptation

Domain adaptation (DA) [39,68] aims to generalize a model from a well-annotated source domain to an unlabeled target domain following the transductive learning principle. The underlying assumption in DA is that both labeled source domain and unlabeled target domain data are concurrently accessible. Consequently, the prevalent methods in DA encompass the utilization of domain adversarial training [8, 11, 16, 20, 30, 52] or the minimization of domain discrepancy [33, 34, 40]. These methods work towards harmonizing the feature distribution [16, 33, 52] or the input space [20, 62] between the two domains.

2.2 Continual Test-Time Adaptation

Test-Time Adaptation (TTA). TTA focuses on a more challenging setting after model deployment where only a pre-trained source model and unlabeled target data are available. Some approaches [5, 28] focus on the offline setting, where multiple epochs of access to the entire set of test data are provided for adaptation, while others [1, 7, 32, 55] focus on the online setting with a single-pass data stream. To name a few, TENT [53] adapts the model by using entropy minimization loss to update a few trainable parameters in batch normalization layers. This approach has also inspired subsequent works such as EATA [37] and RoTTA [64] to investigate the robustness of normalized layers. Due to the domain gap, TSD [55] promotes feature alignment and uniformity from the perspective of feature revision, while TIPI [35] proposes invariance regularizers to find the transformation space that can simulate the domain shift.

Continual Test-Time Adaptation (CTTA). In recent years, CTTA has received increasing research attention [15, 45, 54, 61] due to its practicality. CoTTA [54] stands out as the first method specifically tailored to address this task. It utilizes weight-averaged and augmentation-averaged predictions to reduce error accumulation, while stochastically restoring the weights of a small fraction of neurons to the source model during each iteration to mitigate catastrophic forgetting. Building upon this, PETAL [2] further introduces a data-driven parameter recovery technique to align with the source model in the parameter space, while RMT [12] and SANTA [4] seek alignment with the source model in the feature space by optimizing an additional contrastive learning objective. Additionally, DSS [57] considers sample security to mitigate the risk of using incorrect information. Some approaches [15, 31, 45] also prevent forgetting by freezing a majority or all of the model parameters, but they require optimization along with the model during training using the source domain data, thereby relaxing the unsupervised challenge and not being truly source-free. Under our proposal, we simultaneously address three challenges in CTTA.

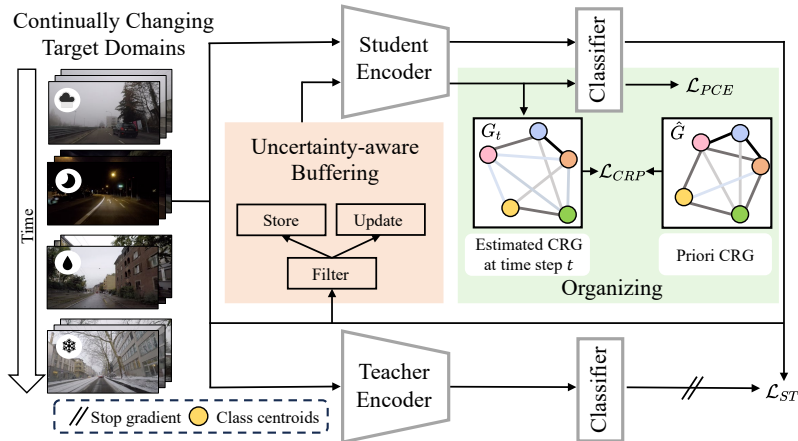


Fig. 2: The framework of our proposed method. At time step t , the incoming data and sampled buffer data are used for adaptation. The proposed class relation preservation loss \mathcal{L}_{CRP} ensures topological consistency between the Class Relation Graph (CRG) G_t estimated at the current time step t and \hat{G} from the source domain, thereby effectively preserving intrinsic semantic information. Concurrently, we integrate a pseudo-target replay loss \mathcal{L}_{PCE} to mitigate error accumulation.

3 Methodology

3.1 Preliminaries and Overall Framework

In continual test-time adaptation (CTTA), we are given a source model f_{θ_0} pre-trained from the labeled source domain $(\mathcal{X}^S, \mathcal{Y}^S)$ and a series of sequentially changing unlabeled target domains such as $[\mathcal{X}_1^T, \mathcal{X}_2^T, \dots, \mathcal{X}_n^T]$. Each target domain shares the same label space as the source domain (for close-set adaptation). Note that the model has no information about when the domain changes happen during the adaptation process. The goal of CTTA is to adapt the model to a continually changing unsupervised online data stream of target domains without source data. To be more specific, at inference time step t , the unlabeled target test data $x(t)$ is given to the model f_{θ_t} , and the model needs to make predictions and adapt itself accordingly ($f_{\theta_t} \rightarrow f_{\theta_{t+1}}$) for the upcoming test inputs $x(t+1)$.

We adopt a teacher-student framework following previous works [2, 12, 54] as illustrated in Fig. 2. Leveraging the proposed uncertainty-aware buffering mechanism, our method dynamically evaluates and buffers significant high-certainty samples in the unsupervised online data stream, providing reliable information for the model’s adaptation process. Building upon this, we further introduce a novel class relation preservation constraint (\mathcal{L}_{CRP}) for preserving domain-invariant semantic information in dynamic environments, effectively mitigating the catastrophic forgetting problem. Additionally, we address error accumulation through a pseudo-target replay objective (\mathcal{L}_{PCE}) to minimize the impact of miscalibration. A self-training loss (\mathcal{L}_{ST}) is used to stabilize the adaptation

process of the student model (adapted model). In the adopted framework, both the teacher model $f_{\theta'}$ and the student model f_{θ} are initialized with the source model f_{θ_0} . Subsequently, the teacher model is continuously updated by the exponential moving average of the student model. We elaborate our method in the following subsections.

3.2 Uncertainty-aware Buffering

In the unsupervised online data stream within CTTA, the model necessitates adaptation utilizing the data at hand, typically characterized by a scarcity of information. While certain methods [12, 44] endeavor to incorporate additional *supervised* information by formulating a static buffer from the source domain, fulfilling this requirement proves challenging within practical application scenarios. Conversely, our proposition involves sampling and buffering throughout the *unsupervised* adaptation process by a designed uncertainty-aware approach.

At the outset, the dynamic buffer is initialized as empty. As the adaptation progresses, the buffer undergoes continual updates to reflect the evolving nature of the data stream encountered. Specifically, at any given inference time step t , the model calculates the uncertainty associated with the current batch of samples. The quantification of sample uncertainty manifests as the entropy of the sample, denoted as:

$$H(x(t)) = -f_{\theta_t}(x(t))^\top (\log f_{\theta_t}(x(t))), \quad (1)$$

where $f_{\theta_t}(x(t))$ corresponds the softmax predictions of the student model for the current input data. Samples exhibiting an entropy value less than a predefined threshold H_0 are deemed to possess a high degree of certainty and are thus considered candidates for inclusion in the dynamic buffer. H_0 is defined as:

$$H_0 = \alpha \ln C, \quad (2)$$

where α serves as a threshold coefficient and C denotes the total number of classes in the dataset. The process of storing samples into the buffer, or updating existing entries, is contingent upon the buffer’s capacity. High-certainty samples identified from the present batch, along with their derived pseudo-labels from the teacher model, are added to the buffer if space permits. Conversely, in scenarios where the buffer is at capacity, these new samples replace the ones exhibiting the highest uncertainty to maintain an optimal blend of timeliness and reliability. Upon completion of these updates, the resulting buffer \mathcal{M}_t stands ready to facilitate the model’s adaptation in subsequent iterations.

Notably, our approach to buffering is entirely devoid of reliance on source data, underscoring its *source-free* nature. This strategy enables the model to discern and prioritize data based on their uncertainty. By dynamically buffering high-certainty samples within the data stream, our approach not only circumvents the limitations posed by reliance on static source buffers but also enriches the adaptation process with valuable, reliable data. The intuitive idea is to utilize CE loss to replay samples in the buffer, thereby emphasizing reliable data

and effectively suppressing the risk and impact of miscalibration due to error accumulation. In each test-time adaptation iteration, we randomly sample examples and labels $(\tilde{x}(t), \tilde{y}(t))$ from the buffer. The number of sampled examples is equal to the batch size and the corresponding pseudo-target replay loss is:

$$\mathcal{L}_{PCE} = - \sum_{c=1}^C \tilde{y}_c(t) \log \tilde{p}_c, \quad (3)$$

where \tilde{p} is the softmax prediction of the student model for $\tilde{x}(t)$. For simplicity, we omit the summation of all samples in the batch. Moreover, these sampled examples also serve as anchors and are organized in a class relation graph. On this basis, we introduce a novel class relation preservation constraint in Sec. 3.3 to preserve domain-invariant knowledge and overcome forgetting.

3.3 Class Relation Preservation Constraint

In online scenarios where domains are constantly changing, neural networks tend to “take shortcuts” and focus on simplistic features [17, 58] from the single-pass data stream. This phenomenon results in the model’s forgetting of intrinsic semantic information. In this work, we propose to overcome catastrophic forgetting by preserving the domain-invariant class relation, which is consistent across domains regardless of distribution discrepancy [67]. Therefore, it is reasonable to utilize the intrinsic class relation obtained on the source domain with large labeled samples to constrain the model adaptation process on target domains.

We describe here how to obtain the defined class relation graph (CRG). For computational stability, we normalize the feature space and adopt the cosine similarity metric. Let $\bar{\cdot}$ denotes the normalization operation, where $\bar{f} = f/\|f\|$. Given the normalized feature space $\bar{\mathcal{F}}$, the CRG G is defined as $G = \langle V, E \rangle$, where $V = \{\bar{v}_1, \dots, \bar{v}_C | \bar{v}_i \in \bar{\mathcal{F}}\}$ is the set of C vertices representative of $\bar{\mathcal{F}}$, and E is the edge set describing the neighborhood relations of vertices in V . Each edge e_{ij} is assigned with a weight s_{ij} , which is the similarity between \bar{v}_i and \bar{v}_j : $s_{ij} = \bar{v}_i^\top \bar{v}_j$. Each vertex \bar{v}_i is the centroid vector of class i . The intrinsic CRG \hat{G} is obtained by modeling the source-domain class relation. We demonstrate in experiments that the construction of our CRG \hat{G} can be derived from different data conditions, including class prototypes and classifier weights.

At time step t , given CRG $G_t = \langle V_t, E_t \rangle$, when catastrophic forgetting occurs, G_t is distorted as the semantic relations among categories are confused. To mitigate forgetting, the model should be adapted to strive towards preserving the *topology* in G_t the same as that in \hat{G} . This is achieved by restricting the neighboring relations of vertices described by the weights of edges (*i.e.*, similarity between classes) in E_t . One way to do this is to keep the ranking of the edge weights constant during the adaptation process. However optimizing a non-smooth global ranking is difficult and inefficient [3, 49]. An alternative and more feasible approach involves assessing the extent of change in neighboring relations [13, 51] by evaluating the correlation between the initial edge weights

and their current observation. A lower correlation indicates a higher probability that the rank of an edge has changed during adaptation, and this should be penalized. On this basis, we define the Class Relation Preservation constraint (CRP) as follows:

$$\mathcal{L}_{CRP} = -\frac{\sum_{i,j}^C s_{ij} \tilde{s}_{ij}}{\sqrt{\sum_{i,j}^C s_{ij}^2} \sqrt{\sum_{i,j}^C \tilde{s}_{ij}^2}}, \quad (4)$$

where $S = \{s_{ij} | 1 \leq i, j \leq C\}$ and $\tilde{S} = \{\tilde{s}_{ij} | 1 \leq i, j \leq C\}$ are the sets of the initial and observation values of the edge weights in \hat{E} and E_t , respectively.

To achieve end-to-end optimization, the ideal situation is using source-domain images with *ground-truth* labels to obtain an estimate of the current CRG G_t under time step t . That is, extracting features from these images by f_{θ_t} , which in turn yields the class prototypes and ultimately the class relation. However, it is often impractical to store a certain number of source-domain samples in the source-free CTTA setting. In this work, we leverage reliable data from our proposed uncertainty-aware buffering mechanism to accurately estimate CRG G_t and achieve end-to-end optimization in an unsupervised test data stream.

From the perspective of viewing S as a vector, the proposed CRP term constrains the consistency of the direction between two vectors during the adaptation process. Opting for the origin moment instead of the central moment allows the CRP term to prioritize direction consistency between vectors. This makes it more robust to scale variations or magnitude disparities in edge weights, which may arise from shifts in data distribution. Some previous methods [4, 12] directly penalize the movement of target domain samples in the feature space relative to the source prototypes. This can be broadly interpreted as penalizing the movement of corresponding elements between \hat{V} and V_t in our defined CRG. However, in addition to suffering from classification errors when assigning source prototypes, constraints on features can also impede the effectiveness of adaptation in target domains. Instead of penalizing the movement of vertices in G in the feature space, the proposed CRP term penalizes the change of topological relations between vertices, while allowing reasonable movement of vertices to enhance adaptation. To summarize, by preserving the domain-invariant class relation during the model adaptation process, the proposed CRP term effectively overcomes catastrophic forgetting caused by semantic confusion.

3.4 Optimization Objective

At time step t , the teacher model f_{θ_t} first generates pseudo-labels to help the learning process of the student model f_{θ_t} . Specifically, we compute the symmetric cross-entropy loss [12] between the outputs of the student model and the pseudo-labels. The self-training loss can be formulated as follows:

$$\mathcal{L}_{ST} = -\sum_{c=1}^C q_c \log p_c - \sum_{c=1}^C p_c \log q_c, \quad (5)$$

where q is the softmax prediction of the teacher model, and p is the softmax prediction of the student model, with C being the total number of classes. Finally, the total loss function \mathcal{L}_T can be formulated as follows:

$$\mathcal{L}_T = \mathcal{L}_{ST} + \mathcal{L}_{PCE} + \lambda_{CRP} \mathcal{L}_{CRP}, \quad (6)$$

where λ_{CRP} is a trade-off hyperparameter.

4 Experiments

We conduct comprehensive experiments under the CTTA setting as in [12, 54], encompassing three mainstream datasets ImageNet-to-ImageNet-C, CIFAR10-to-CIFAR10C, and CIFAR100-to-CIFAR100C for image classification, as well as Cityscapes-to-ACDC for semantic segmentation.

4.1 Datasets and Experimental Settings

CIFAR10C, CIFAR100C, ImageNet-C. These datasets are originally developed to evaluate the robustness of classification networks [19]. Each dataset contains 15 distinct types of corruption at varying severity levels ranging from 1 to 5. These corruptions are applied to the test and validation images of CIFAR and ImageNet, respectively. We employ the clean training sets on CIFAR10, CIFAR100, and ImageNet as source domain datasets, while CIFAR10C, CIFAR100C, and ImageNet-C serve as the corresponding target domain datasets. Following the continuous benchmark setup in [54], we sequentially adapt the source model to 15 target domains under the largest severity level 5. The entire adaptation process is performed in an online manner, without assuming knowledge of when the domain changes. For each corruption, we utilize 10,000 images for datasets derived from CIFAR and 5,000 images for ImageNet-C.

Cityscapes-to-ACDC. This dataset is designed for the continual semantic segmentation task [54] in autonomous driving. The Cityscapes dataset [9] is used as the source domain to provide an off-the-shelf pre-trained segmentation model, while the Adverse Conditions Dataset (ACDC) [42], which contains images collected under four different weather conditions: Fog, Night, Rain, and Snow, is used to represent the changing target domains. 400 unlabeled images from each condition are used for adaptation. Note that the ACDC dataset shares the same semantic classes as the evaluation classes of Cityscapes. To simulate continual distribution shifts encountered in real-world scenarios, we cyclically repeat the same sequence of target domains ten times (*e.g.*, in total 40: Fog→Night→Rain→Snow→Fog→...). This also provides a long-term perspective on the performance evaluation of different adaptation methods.

Table 2: Semantic segmentation results (mIoU in %) on the Cityscapes-to-ACDC CTTA task. The four test conditions are repeated ten times to evaluate the long-term adaptation performance. For brevity, we only show the continual adaptation results solely in the first, fourth, seventh, and final rounds. All results are evaluated based on the Segformer-B5 architecture. Bold text indicates the best performance.

Time	$t \rightarrow$																				
Round	1					4					7					10					All
Condition	Fog	Night	Rain	Snow	Mean	Fog	Night	Rain	Snow	Mean	Fog	Night	Rain	Snow	Mean	Fog	Night	Rain	Snow	Mean	Mean \uparrow
Source	69.1	40.3	59.7	57.8	56.7	69.1	40.3	59.7	57.8	56.7	69.1	40.3	59.7	57.8	56.7	69.1	40.3	59.7	57.8	56.7	56.7
BN Stats Adapt	62.3	38.0	54.6	53.0	52.0	62.3	38.0	54.6	53.0	52.0	62.3	38.0	54.6	53.0	52.0	62.3	38.0	54.6	53.0	52.0	52.0
TENT-cont. [53]	69.0	40.2	60.1	57.3	56.7	66.5	36.3	58.7	54.0	53.9	64.2	32.8	55.3	50.9	50.8	61.8	29.8	51.9	47.8	47.8	52.3
CoTTA [54]	70.9	41.2	62.4	59.7	58.6	70.9	41.2	62.4	59.7	58.6	70.9	41.2	62.4	59.7	58.6	70.9	41.2	62.4	59.7	58.6	58.6
Ours	71.2	42.3	65.0	62.0	60.1	72.8	43.6	66.7	63.3	61.6	72.5	42.5	66.8	63.3	61.3	72.5	42.9	66.7	63.0	61.3	61.3

Implementation Details. To ensure consistency and comparability, we follow the implementation details from previous works [12, 54]. We adopt pre-trained WideResNet-28 [65] model for CIFAR10-to-CIFAR10C, pre-trained ResNeXt-29 [60] model for CIFAR100-to-CIFAR100C, and standard pre-trained ResNet-50 model for ImageNet-to-ImagenetC from Robustbench [10] for all methods. Our batch size is set to 64 for ImageNet-C and 200 for other classification experiments. We evaluate the model using online predictions obtained immediately as the data is encountered. For segmentation CTTA, we employ a transformer-based architecture Segformer-B5 [59] trained on Cityscapes as our segmentation model, and use down-sampled images from ACDC with a resolution of 960×540 as network inputs. We utilize the Adam optimizer with a learning rate of $1e-4$ and set the batch size to 1. To generate robust pseudo-labels, we use multi-scale input with flipping as the augmentation method following [54] for the segmentation experiments. When obtaining the intrinsic class relation \hat{G} , we utilize the weights of the classifier as proxies for classes, whereas in classification scenarios where feature prototypes are easily accessible [4, 12], we utilize the prototypes to do so. All experiments are conducted using an NVIDIA RTX4090 GPU.

4.2 Experiments on Segmentation CTTA

We report results based on the mean intersection over union (mIoU) metric for the complex continual test-time semantic segmentation Cityscapes-to-ACDC task. As detailed in Tab. 2, a discernible decline in the performance of TENT across long-term sequences is observed, highlighting the pervasive issue of model degradation over time. Conversely, our proposed method effectively mitigates catastrophic forgetting and error accumulation, thereby consistently maintaining a high mean mIoU level across repeated sequences of target domains. Particularly noteworthy is our method’s achievement of the highest mIoU score, showcasing an impressive relative improvement of 4.6% in mIoU compared to the previous sota method CoTTA [54], averaged across ten rounds. This significant improvement demonstrates the ability of our method to adapt to dynamic environments within dense prediction tasks over the long term. Additionally,

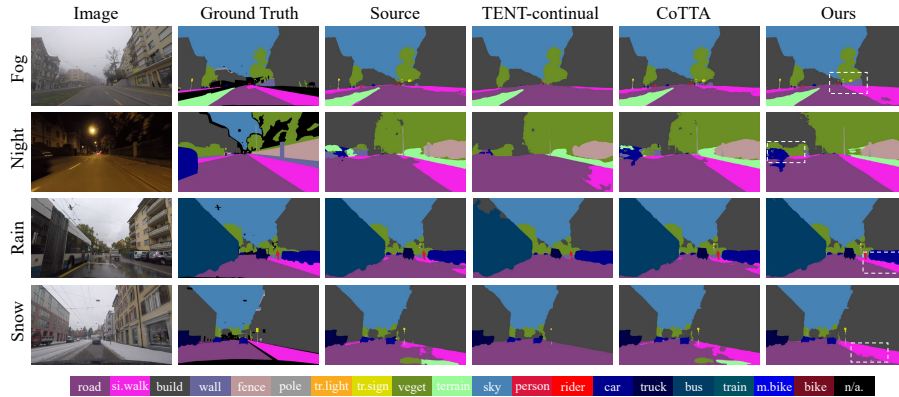


Fig. 3: Qualitative comparison of semantic segmentation on the Cityscapes-to-ACDC CTTA task. The results for all methods come from the final round.

there is a trend of incremental improvement in the average mIoU metric during the initial rounds, indicating the capacity of our method to extract and leverage the reliable information embedded within the unsupervised data stream. This capability facilitates further refinement of the adaptation performance. Comprehensive results are available in the supplementary material.

For a more intuitive validation of the effectiveness of our method, we conduct qualitative comparison experiments and show the results obtained through the CTTA process in Fig. 3. Compared to other state-of-the-art methods, our results exhibit superior clarity and accuracy, yielding the best segmentation maps in all four target domains. Our method provides consistent improvements for most of the categories (as shown by the white boxes), while the comparison methods mostly suffer from severe semantic confusion. These observations demonstrate the effectiveness of our method in complex real-world environments.

4.3 Experiments on Classification CTTA

ImageNet-to-ImageNet-C. Given the source model pre-trained on ImageNet, we sequentially execute CTTA on the 15 domains of ImageNet-C. As shown in Tab. 3, when directly testing the source model on target domains, the average classification error rate is as high as 82.0%, which demonstrates the need for adaptation. Leveraging the batch normalization statistics from the input data of the current iteration yielded the BN Stats Adapt method [27, 43], a relatively straightforward approach that reduces the average classification error rate to 68.6%. While the TENT-based method [53] initially helps the model to continuously adapt to target domains, it is prone to severe catastrophic forgetting and error accumulation over long periods. CoTTA [54] and RMT [12] align to the source domain either in parameter space or feature space, respectively, intending to mitigate the problem of catastrophic forgetting, and both have made some

Table 3: Classification error rate (% , lower is better) for the standard ImageNet-to-ImageNet-C CTTA task. All results are evaluated with the largest corruption severity level 5 in an online manner. Bold text indicates the best performance.

Time	$t \longrightarrow$															
Method	<i>Gaussian</i>	<i>shot</i>	<i>impulse</i>	<i>defocus</i>	<i>glass</i>	<i>motion</i>	<i>zoom</i>	<i>snow</i>	<i>frost</i>	<i>fog</i>	<i>brightness</i>	<i>contrast</i>	<i>elastic</i>	<i>pixelate</i>	<i>jpeg</i>	Mean↓
Source	97.8	97.1	98.2	81.7	89.8	85.2	78.0	83.5	77.1	75.9	41.3	94.5	82.5	79.3	68.6	82.0
BN Stats Adapt	85.0	83.7	85.0	84.7	84.3	73.7	61.2	66.0	68.2	52.1	34.9	82.7	55.9	51.3	59.8	68.6
TENT-cont. [53]	81.6	74.6	72.7	77.6	73.8	65.5	55.3	61.6	63.0	51.7	38.2	72.1	50.8	47.4	53.3	62.6
CoTTA [54]	84.7	82.1	80.6	81.3	79.0	68.6	57.5	60.3	60.5	48.3	36.6	66.1	47.2	41.2	46.0	62.7
RMT [12]	80.2	76.4	74.5	77.1	74.4	66.2	57.6	57.0	59.1	48.0	39.1	60.6	47.3	42.5	43.4	60.2
DSS [57]	84.6	80.4	78.7	83.9	79.8	74.9	62.9	62.8	62.9	49.7	37.4	71.0	49.5	42.9	48.2	64.6
Ours	78.5	75.3	73.0	75.7	73.1	64.5	56.0	55.8	58.1	47.6	38.5	58.5	46.1	42.0	43.4	59.0

progress. DSS [57] has noted the existence of high-quality and low-quality samples in the data stream, but it lacks further exploration on how to organize and utilize this information.

In our method, we reshape the online data buffering mechanism in CTTA, enabling dynamic aggregation of high-value samples from the unsupervised data stream. Based on this, we introduce a novel graph-based class relation preservation constraint alongside a pseudo-target replay objective. As a result, our method achieves a substantial reduction in the average classification error rate from 64.6% observed in the DSS method to 59.0%. Notably, our method outperforms all previous methods and reduces the error rate by a relative 2.0% compared to the previous sota method, averaged across 15 domains. Moreover, our method demonstrates the best performance on the vast majority of corruption types, highlighting its effectiveness in mitigating catastrophic forgetting and error accumulation.

CIFAR10-to-CIFAR10C, CIFAR100-to-CIFAR100C. To further demonstrate the effectiveness of the proposed method, we evaluate it on CIFAR10-to-CIFAR10C and CIFAR100-to-CIFAR100C CTTA tasks that have different numbers of categories. The experimental results are summarized in Tab. 4. Once again, our method outperforms all previous competing methods and reduces the average error rate to 15.8% and 29.0%, respectively. Compared with both the previous sota parameter space recovery methods (PETAL [2]) and feature space alignment methods (SANTA [4]), our method shows substantial improvements, demonstrating the superiority of the proposed class relation preservation mechanism in overcoming catastrophic forgetting. The consistency enhancement across datasets with varying levels of complexity proves the effectiveness and universality of our method.

Experiments on Gradually Changing Setup. Following [4, 12, 54], we also experiment with a gradually changing setup. Different from the previous stan-

Table 4: Classification error rate (% , lower is better) for the standard CTTA tasks on CIFAR10-to-CIFAR10C, CIFAR100-to-CIFAR100C. All results are evaluated with the largest corruption severity level 5 in an online manner. Bold text indicates the best.

Time	$t \longrightarrow$																
Method	Gaussian	shot	impulse	defocus	glass	motion	zoom	snow	frost	fog	brightness	contrast	elastic	pixelate	jpeg	Mean↓	
CIFAR10C	Source	72.3	65.7	72.9	46.9	54.3	34.8	42.0	25.1	41.3	26.0	9.3	46.7	26.6	58.5	30.3	43.5
	BN Stats Adapt	28.1	26.1	32.5	13.2	35.3	14.2	17.3	12.7	17.3	15.3	8.4	12.6	23.8	19.7	27.3	20.4
	TENT-cont. [53]	24.8	20.6	28.6	14.4	31.1	16.5	14.1	19.1	18.6	18.6	12.2	20.3	25.7	20.8	24.9	20.7
	CoTTA [54]	24.3	21.3	26.6	11.6	27.6	12.2	10.3	14.8	14.1	12.4	7.5	10.6	18.3	13.4	17.3	16.2
	RMT [12]	24.0	20.4	25.6	12.6	25.4	14.2	12.2	15.4	15.1	14.1	10.3	13.7	17.1	13.5	16.0	16.7
	PETAL [2]	23.4	21.1	25.7	11.7	27.2	12.2	10.3	14.8	13.7	12.7	7.4	10.5	18.1	13.4	16.8	16.0
	DSS [57]	24.1	21.3	25.4	11.7	26.9	12.2	10.5	14.5	14.1	12.5	7.8	10.8	18.0	13.1	17.3	16.0
	SANTA [4]	23.9	20.1	28.0	11.6	27.4	12.6	10.2	14.1	13.2	12.2	7.4	10.3	19.1	13.3	18.5	16.1
	Ours	23.6	19.9	26.0	11.8	25.3	13.2	10.9	14.3	13.5	12.7	9.0	11.9	17.1	12.7	15.9	15.8
CIFAR100C	Source	73.0	68.0	39.4	29.3	54.1	30.8	28.8	39.5	45.8	50.3	29.5	55.1	37.2	74.7	41.2	46.4
	BN Stats Adapt	42.1	40.7	42.7	27.6	41.9	29.7	27.9	34.9	35.0	41.5	26.5	30.3	35.7	32.9	41.2	35.4
	TENT-cont. [53]	37.2	35.8	41.7	37.9	51.2	48.3	48.5	58.4	63.7	71.1	70.4	82.3	88.0	88.5	90.4	60.9
	CoTTA [54]	40.1	37.7	39.7	26.9	38.0	27.9	26.4	32.8	31.8	40.3	24.7	26.9	32.5	28.3	33.5	32.5
	RMT [12]	40.5	36.1	36.3	27.7	33.9	28.5	26.4	29.0	29.0	32.5	25.1	27.4	28.2	26.3	29.3	30.4
	PETAL [2]	38.3	36.4	38.6	25.9	36.7	27.2	25.4	32.0	30.8	38.7	24.4	26.4	31.5	26.9	32.5	31.5
	DSS [57]	39.7	36.0	37.2	26.3	35.6	27.5	25.1	31.4	30.0	37.8	24.2	26.0	30.0	26.3	31.1	30.9
	SANTA [4]	36.5	33.1	35.1	25.9	34.9	27.7	25.4	29.5	29.9	33.1	23.6	26.7	31.9	27.5	35.2	30.4
	Ours	38.8	35.0	35.4	26.7	33.2	27.4	25.0	27.4	26.8	29.8	24.1	25.1	26.9	24.9	28.0	29.0

Table 5: Gradually changing CIFAR10-to-CIFAR10C results. The severity level changes gradually between the lowest and the highest.

Avg. Error (%)	Source	BN Stats Adapt	TENT-cont. [53]	CoTTA [54]	RMT [12]	SANTA [4]	Our
CIFAR10C	24.7	13.7	20.4	10.9	10.4	10.7	9.9

standard setup where the corruption type changes abruptly at the largest severity level, the change process under the gradually changing setup can be represented as follows: $\underbrace{\dots \rightarrow 2 \rightarrow 1}_{\text{before}} \xrightarrow[\text{type}]{\text{change}} \underbrace{1 \rightarrow 2 \rightarrow 3 \rightarrow 4 \rightarrow 5 \rightarrow 4 \rightarrow 3 \rightarrow 2 \rightarrow 1}_{\text{current type, gradually changing severity}} \xrightarrow[\text{type}]{\text{change}}$
 $\underbrace{1 \rightarrow 2 \rightarrow \dots}_{\text{after}}$, where each number denotes the severity of corruption. The experimental results are shown in Tab. 5, and our proposed method also achieves superior performance in this setup, reducing the average error rate to 9.9% on the gradual CIFAR10-to-CIFAR10C benchmark.

4.4 Ablation Study

Effectiveness of Each Component. We conduct the ablation study on the CIFAR100-to-CIFAR100C scenario and evaluate the effectiveness of each component in Tab. 6. *Ex1* denotes the performance using only self-training loss in the teacher-student framework, yielding a relatively high average error rate. From *Ex2* to *Ex4*, we demonstrate the importance of our proposed uncertainty-aware

buffering mechanism. In contrast, the reservoir and FIFO buffering mechanisms do not have the ability to actively perform information aggregation, and thus they provide only a negligible improvement when combined with our pseudo-target replay loss. *Ex5* demonstrates the effectiveness of our proposed class relation preservation constraint. *Ex6* shows a significant overall improvement, suggesting that our proposed components are complementary.

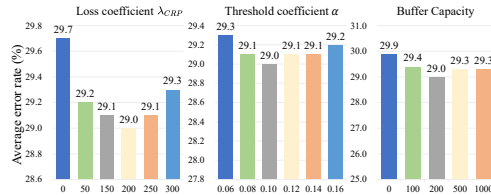


Fig. 4: Hyperparameter sensitivity analysis.

Table 6: Ablation experiments.

	Buffering	\mathcal{L}_{PCE}	\mathcal{L}_{CRP}	Mean↓
<i>Ex1</i>	-	-	-	30.7
<i>Ex2</i>	Reservoir	✓	-	30.5
<i>Ex3</i>	FIFO	✓	-	30.6
<i>Ex4</i>	Uncertainty	✓	-	29.7
<i>Ex5</i>	-	-	✓	30.0
<i>Ex6</i>	Uncertainty	✓	✓	29.0

Hyperparameter Sensitivity. Here we analyze the sensitivity of hyperparameters within the CIFAR100-to-CIFAR100C scenario. We consider three hyperparameters as illustrated in Fig. 4. **Loss coefficient λ_{CRP} .** The hyperparameter λ_{CRP} in Eq. (6) controls the strength of the proposed CRP constraint. We vary it within the range of $\{0, 50, 150, 200, 250, 300\}$. It can be observed that increasing λ_{CRP} over a reasonably broad range leads to a reduction in the average classification error rate of CTTA across 15 domains, indicating the effectiveness of CRP. While excessively large values of λ_{CRP} (*e.g.*, 300) may compromise the model’s adaptability. **Threshold coefficient α .** The hyperparameter α in Eq. (2) is utilized to adjust the threshold for screening low-uncertainty samples in the streaming data. It is evident that it is stable over specific ranges and achieves the lowest average error rate among all domains at a value of 0.1. **Buffer capacity.** Here we examine the capacity of the buffer, which is employed to dynamically aggregate high-value samples from the online unsupervised data stream. As demonstrated in Fig. 4, our method achieves optimal results with a buffer capacity of 200, imposing only a negligible storage overhead.

5 Conclusion

In this paper, we revisit the key challenges in CTTA and address all of them simultaneously. To this end, we reshape the online data buffering and organizing mechanism, endowing our dynamic target buffer with the ability to aggregate reliable information in the unsupervised data stream. Through our designed class relation preservation constraint and a pseudo-target replay objective, the problem of catastrophic forgetting and error accumulation is significantly alleviated. Extensive experiments demonstrate the effectiveness of the proposed method. Further research could focus on adaptively determining thresholds to buffer high-certainty samples based on the current state of the model.

Acknowledgement

This work was funded in part by the National Natural Science Foundation of China (62076195, 62376070, 62206271) and in part by the Fundamental Research Funds for the Central Universities (AUGA5710011522).

References

1. Boudiaf, M., Mueller, R., Ben Ayed, I., Bertinetto, L.: Parameter-free online test-time adaptation. In: Proceedings of the IEEE/CVF Conference on Computer Vision and Pattern Recognition. pp. 8344–8353 (2022)
2. Brahma, D., Rai, P.: A probabilistic framework for lifelong test-time adaptation. In: Proceedings of the IEEE/CVF Conference on Computer Vision and Pattern Recognition (CVPR). pp. 3582–3591 (June 2023)
3. Burges, C., Ragno, R., Le, Q.: Learning to rank with nonsmooth cost functions. *Advances in neural information processing systems* **19** (2006)
4. Chakrabarty, G., Sreenivas, M., Biswas, S.: SANTA: Source anchoring network and target alignment for continual test time adaptation. *Transactions on Machine Learning Research* (2023), <https://openreview.net/forum?id=V7guVYzvE4>
5. Chen, D., Wang, D., Darrell, T., Ebrahimi, S.: Contrastive test-time adaptation. In: Proceedings of the IEEE/CVF Conference on Computer Vision and Pattern Recognition. pp. 295–305 (2022)
6. Chen, H., Wang, Y., Hu, Q.: Multi-granularity regularized re-balancing for class incremental learning. *IEEE Transactions on Knowledge and Data Engineering* **35**(7), 7263–7277 (2022)
7. Choi, S., Yang, S., Choi, S., Yun, S.: Improving test-time adaptation via shift-agnostic weight regularization and nearest source prototypes. In: *European Conference on Computer Vision*. pp. 440–458. Springer (2022)
8. Cicek, S., Soatto, S.: Unsupervised domain adaptation via regularized conditional alignment. In: Proceedings of the IEEE/CVF international conference on computer vision. pp. 1416–1425 (2019)
9. Cordts, M., Omran, M., Ramos, S., Rehfeld, T., Enzweiler, M., Benenson, R., Franke, U., Roth, S., Schiele, B.: The cityscapes dataset for semantic urban scene understanding. In: Proceedings of the IEEE Conference on Computer Vision and Pattern Recognition (CVPR). pp. 3213–3223 (June 2016)
10. Croce, F., Andriushchenko, M., Sehwag, V., Debenedetti, E., Flammarion, N., Chiang, M., Mittal, P., Hein, M.: Robustbench: a standardized adversarial robustness benchmark. In: *Thirty-fifth Conference on Neural Information Processing Systems Datasets and Benchmarks Track (Round 2)* (2021)
11. Cui, S., Wang, S., Zhuo, J., Su, C., Huang, Q., Tian, Q.: Gradually vanishing bridge for adversarial domain adaptation. In: Proceedings of the IEEE/CVF conference on computer vision and pattern recognition. pp. 12455–12464 (2020)
12. Döbler, M., Marsden, R.A., Yang, B.: Robust mean teacher for continual and gradual test-time adaptation. In: Proceedings of the IEEE/CVF Conference on Computer Vision and Pattern Recognition (CVPR). pp. 7704–7714 (June 2023)
13. Dong, S., Hong, X., Tao, X., Chang, X., Wei, X., Gong, Y.: Few-shot class-incremental learning via relation knowledge distillation. In: Proceedings of the AAAI Conference on Artificial Intelligence. vol. 35, pp. 1255–1263 (2021)

14. Fan, Y., Wang, Y., Zhu, P., Hu, Q.: Dynamic sub-graph distillation for robust semi-supervised continual learning. In: Proceedings of the AAAI Conference on Artificial Intelligence. vol. 38, pp. 11927–11935 (2024)
15. Gan, Y., Bai, Y., Lou, Y., Ma, X., Zhang, R., Shi, N., Luo, L.: Decorate the newcomers: Visual domain prompt for continual test time adaptation. In: Proceedings of the AAAI Conference on Artificial Intelligence. vol. 37, pp. 7595–7603 (2023)
16. Ganin, Y., Lempitsky, V.: Unsupervised domain adaptation by backpropagation. In: International conference on machine learning. pp. 1180–1189. PMLR (2015)
17. Geirhos, R., Jacobsen, J.H., Michaelis, C., Zemel, R., Brendel, W., Bethge, M., Wichmann, F.A.: Shortcut learning in deep neural networks. *Nature Machine Intelligence* **2**(11), 665–673 (2020)
18. Guo, Y., Shi, H., Kumar, A., Grauman, K., Rosing, T., Feris, R.: Spottune: transfer learning through adaptive fine-tuning. In: Proceedings of the IEEE/CVF conference on computer vision and pattern recognition. pp. 4805–4814 (2019)
19. Hendrycks, D., Dietterich, T.: Benchmarking neural network robustness to common corruptions and perturbations. In: International Conference on Learning Representations (2019), <https://openreview.net/forum?id=HJz6tiCqYm>
20. Hoffman, J., Tzeng, E., Park, T., Zhu, J.Y., Isola, P., Saenko, K., Efros, A., Darrell, T.: Cycada: Cycle-consistent adversarial domain adaptation. In: International conference on machine learning. pp. 1989–1998. Pmlr (2018)
21. Hwang, S., Lee, S., Kim, S., Ok, J., Kwak, S.: Combating label distribution shift for active domain adaptation. In: European Conference on Computer Vision. pp. 549–566. Springer (2022)
22. Koh, P.W., Sagawa, S., Marklund, H., Xie, S.M., Zhang, M., Balsubramani, A., Hu, W., Yasunaga, M., Phillips, R.L., Gao, I., et al.: Wilds: A benchmark of in-the-wild distribution shifts. In: International Conference on Machine Learning. pp. 5637–5664. PMLR (2021)
23. Lee, K., Kim, S., Kwak, S.: Cross-domain ensemble distillation for domain generalization. In: European Conference on Computer Vision. pp. 1–20. Springer (2022)
24. Li, H., Pan, S.J., Wang, S., Kot, A.C.: Domain generalization with adversarial feature learning. In: Proceedings of the IEEE conference on computer vision and pattern recognition. pp. 5400–5409 (2018)
25. Li, S., Xie, B., Lin, Q., Liu, C.H., Huang, G., Wang, G.: Generalized domain conditioned adaptation network. *IEEE Transactions on Pattern Analysis and Machine Intelligence* **44**(8), 4093–4109 (2021)
26. Li, S., Xie, M., Gong, K., Liu, C.H., Wang, Y., Li, W.: Transferable semantic augmentation for domain adaptation. In: Proceedings of the IEEE/CVF Conference on Computer Vision and Pattern Recognition. pp. 11516–11525 (2021)
27. Li, Y., Wang, N., Shi, J., Liu, J., Hou, X.: Revisiting batch normalization for practical domain adaptation. arXiv preprint arXiv:1603.04779 (2016)
28. Liang, J., Hu, D., Feng, J.: Do we really need to access the source data? source hypothesis transfer for unsupervised domain adaptation. In: International conference on machine learning. pp. 6028–6039. PMLR (2020)
29. Lin, H., Zhang, Y., Qiu, Z., Niu, S., Gan, C., Liu, Y., Tan, M.: Prototype-guided continual adaptation for class-incremental unsupervised domain adaptation. In: European Conference on Computer Vision. pp. 351–368. Springer (2022)
30. Liu, H., Long, M., Wang, J., Jordan, M.: Transferable adversarial training: A general approach to adapting deep classifiers. In: International Conference on Machine Learning. pp. 4013–4022. PMLR (2019)

31. Liu, J., Yang, S., Jia, P., Zhang, R., Lu, M., Guo, Y., Xue, W., Zhang, S.: ViDA: Homeostatic visual domain adapter for continual test time adaptation. In: The Twelfth International Conference on Learning Representations (2024), <https://openreview.net/forum?id=sJ88Wg5Bp5>
32. Liu, Y., Kothari, P., Van Delft, B., Bellot-Gurlet, B., Mordan, T., Alahi, A.: Ttt++: When does self-supervised test-time training fail or thrive? *Advances in Neural Information Processing Systems* **34**, 21808–21820 (2021)
33. Long, M., Cao, Y., Wang, J., Jordan, M.: Learning transferable features with deep adaptation networks. In: *International conference on machine learning*. pp. 97–105. PMLR (2015)
34. Long, M., Zhu, H., Wang, J., Jordan, M.I.: Deep transfer learning with joint adaptation networks. In: *International conference on machine learning*. pp. 2208–2217. PMLR (2017)
35. Nguyen, A.T., Nguyen-Tang, T., Lim, S.N., Torr, P.H.: Tipi: Test time adaptation with transformation invariance. In: *Proceedings of the IEEE/CVF Conference on Computer Vision and Pattern Recognition*. pp. 24162–24171 (2023)
36. Niloy, F.F., Ahmed, S.M., Raychaudhuri, D.S., Oymak, S., Roy-Chowdhury, A.K.: Effective restoration of source knowledge in continual test time adaptation. In: *Proceedings of the IEEE/CVF Winter Conference on Applications of Computer Vision*. pp. 2091–2100 (2024)
37. Niu, S., Wu, J., Zhang, Y., Chen, Y., Zheng, S., Zhao, P., Tan, M.: Efficient test-time model adaptation without forgetting. In: *International conference on machine learning*. pp. 16888–16905. PMLR (2022)
38. Niu, S., Wu, J., Zhang, Y., Wen, Z., Chen, Y., Zhao, P., Tan, M.: Towards stable test-time adaptation in dynamic wild world. In: *The Eleventh International Conference on Learning Representations (2023)*, <https://openreview.net/forum?id=g2YraF75Tj>
39. Patel, V.M., Gopalan, R., Li, R., Chellappa, R.: Visual domain adaptation: A survey of recent advances. *IEEE signal processing magazine* **32**(3), 53–69 (2015)
40. Peng, X., Bai, Q., Xia, X., Huang, Z., Saenko, K., Wang, B.: Moment matching for multi-source domain adaptation. In: *Proceedings of the IEEE/CVF international conference on computer vision*. pp. 1406–1415 (2019)
41. Press, O., Schneider, S., Kümmerer, M., Bethge, M.: Rdumb: A simple approach that questions our progress in continual test-time adaptation. *Advances in Neural Information Processing Systems* **36** (2024)
42. Sakaridis, C., Dai, D., Van Gool, L.: Acdc: The adverse conditions dataset with correspondences for semantic driving scene understanding. In: *Proceedings of the IEEE/CVF International Conference on Computer Vision*. pp. 10765–10775 (2021)
43. Schneider, S., Rusak, E., Eck, L., Bringmann, O., Brendel, W., Bethge, M.: Improving robustness against common corruptions by covariate shift adaptation. *Advances in neural information processing systems* **33**, 11539–11551 (2020)
44. Sójka, D., Cygert, S., Twardowski, B., Trzeciński, T.: Ar-tta: A simple method for real-world continual test-time adaptation. In: *Proceedings of the IEEE/CVF International Conference on Computer Vision (ICCV) Workshops*. pp. 3491–3495 (October 2023)
45. Song, J., Lee, J., Kweon, I.S., Choi, S.: Ecotta: Memory-efficient continual test-time adaptation via self-distilled regularization. In: *Proceedings of the IEEE/CVF Conference on Computer Vision and Pattern Recognition*. pp. 11920–11929 (2023)
46. Sun, Y., Wang, X., Liu, Z., Miller, J., Efros, A., Hardt, M.: Test-time training with self-supervision for generalization under distribution shifts. In: *International conference on machine learning*. pp. 9229–9248. PMLR (2020)

47. Tajbakhsh, N., Shin, J.Y., Gurudu, S.R., Hurst, R.T., Kendall, C.B., Gotway, M.B., Liang, J.: Convolutional neural networks for medical image analysis: Full training or fine tuning? *IEEE transactions on medical imaging* **35**(5), 1299–1312 (2016)
48. Tan, M., Chen, G., Wu, J., Zhang, Y., Chen, Y., Zhao, P., Niu, S.: Uncertainty-calibrated test-time model adaptation without forgetting. *arXiv preprint arXiv:2403.11491* (2024)
49. Tao, X., Chang, X., Hong, X., Wei, X., Gong, Y.: Topology-preserving class-incremental learning. In: *Computer Vision–ECCV 2020: 16th European Conference, Glasgow, UK, August 23–28, 2020, Proceedings, Part XIX* 16. pp. 254–270. Springer (2020)
50. Tao, X., Hong, X., Chang, X., Dong, S., Wei, X., Gong, Y.: Few-shot class-incremental learning. In: *Proceedings of the IEEE/CVF Conference on Computer Vision and Pattern Recognition (CVPR)* (June 2020)
51. Tao, X., Hong, X., Chang, X., Gong, Y.: Bi-objective continual learning: Learning ‘new’ while consolidating ‘known’. In: *Proceedings of the AAAI Conference on Artificial Intelligence*. vol. 34, pp. 5989–5996 (2020)
52. Tsai, Y.H., Hung, W.C., Schuler, S., Sohn, K., Yang, M.H., Chandraker, M.: Learning to adapt structured output space for semantic segmentation. In: *Proceedings of the IEEE conference on computer vision and pattern recognition*. pp. 7472–7481 (2018)
53. Wang, D., Shelhamer, E., Liu, S., Olshausen, B., Darrell, T.: Tent: Fully test-time adaptation by entropy minimization. In: *International Conference on Learning Representations* (2021), <https://openreview.net/forum?id=uXl3bZLkr3c>
54. Wang, Q., Fink, O., Van Gool, L., Dai, D.: Continual test-time domain adaptation. In: *Proceedings of the IEEE/CVF Conference on Computer Vision and Pattern Recognition (CVPR)*. pp. 7201–7211 (June 2022)
55. Wang, S., Zhang, D., Yan, Z., Zhang, J., Li, R.: Feature alignment and uniformity for test time adaptation. In: *Proceedings of the IEEE/CVF Conference on Computer Vision and Pattern Recognition*. pp. 20050–20060 (2023)
56. Wang, Y., Ma, Z., Huang, Z., Wang, Y., Su, Z., Hong, X.: Isolation and impartial aggregation: A paradigm of incremental learning without interference. In: *Proceedings of the AAAI Conference on Artificial Intelligence*. vol. 37, pp. 10209–10217 (2023)
57. Wang, Y., Hong, J., Cheraghian, A., Rahman, S., Ahmedt-Aristizabal, D., Petersson, L., Harandi, M.: Continual test-time domain adaptation via dynamic sample selection. In: *Proceedings of the IEEE/CVF Winter Conference on Applications of Computer Vision (WACV)*. pp. 1701–1710 (January 2024)
58. Wei, Y., Ye, J., Huang, Z., Zhang, J., Shan, H.: Online prototype learning for online continual learning. In: *Proceedings of the IEEE/CVF International Conference on Computer Vision (ICCV)*. pp. 18764–18774 (October 2023)
59. Xie, E., Wang, W., Yu, Z., Anandkumar, A., Alvarez, J.M., Luo, P.: Segformer: Simple and efficient design for semantic segmentation with transformers. In: Beygelzimer, A., Dauphin, Y., Liang, P., Vaughan, J.W. (eds.) *Advances in Neural Information Processing Systems* (2021), <https://openreview.net/forum?id=OG18MI5TRL>
60. Xie, S., Girshick, R., Dollár, P., Tu, Z., He, K.: Aggregated residual transformations for deep neural networks. In: *Proceedings of the IEEE conference on computer vision and pattern recognition*. pp. 1492–1500 (2017)

61. Yang, X., Gu, Y., Wei, K., Deng, C.: Exploring safety supervision for continual test-time domain adaptation. In: Proceedings of the Thirty-Second International Joint Conference on Artificial Intelligence, IJCAI-23. pp. 1649–1657. International Joint Conferences on Artificial Intelligence Organization (8 2023). <https://doi.org/10.24963/ijcai.2023/183>
62. Yang, Y., Soatto, S.: Fda: Fourier domain adaptation for semantic segmentation. In: Proceedings of the IEEE/CVF conference on computer vision and pattern recognition. pp. 4085–4095 (2020)
63. Yao, X., Wang, Y., Zhu, P., Lin, W., Li, J., Li, W., Hu, Q.: Socialized learning: Making each other better through multi-agent collaboration. In: Forty-first International Conference on Machine Learning
64. Yuan, L., Xie, B., Li, S.: Robust test-time adaptation in dynamic scenarios. In: Proceedings of the IEEE/CVF Conference on Computer Vision and Pattern Recognition. pp. 15922–15932 (2023)
65. Zagoruyko, S., Komodakis, N.: Wide residual networks. In: British Machine Vision Conference 2016. British Machine Vision Association (2016)
66. Zhang, J., Qi, L., Shi, Y., Gao, Y.: Mvdg: A unified multi-view framework for domain generalization. In: European Conference on Computer Vision. pp. 161–177. Springer (2022)
67. Zhang, Y., Wang, Z., He, W.: Class relationship embedded learning for source-free unsupervised domain adaptation. In: Proceedings of the IEEE/CVF Conference on Computer Vision and Pattern Recognition. pp. 7619–7629 (2023)
68. Zhang, Y., Wang, Z., Li, J., Zhuang, J., Lin, Z.: Towards effective instance discrimination contrastive loss for unsupervised domain adaptation. In: Proceedings of the IEEE/CVF International Conference on Computer Vision. pp. 11388–11399 (2023)
69. Zhou, K., Liu, Z., Qiao, Y., Xiang, T., Loy, C.C.: Domain generalization: A survey. *IEEE Transactions on Pattern Analysis and Machine Intelligence* (2022)

In the supplementary material, we provide more analysis and experiments on this paper. In Appendix A, we provide a detailed explanation of different adaptation settings involved in Tab. 1. Appendix B provides additional class activation mapping (CAM) visualization results as supplementary empirical observations. Appendix C provides more details and comprehensive results of the semantic segmentation CTTA task. In Appendix D, we provide an additional comparison with a recent approach that uses a buffer to solve temporal correlation, demonstrating the effectiveness of the buffering and organizing mechanism in our method in simultaneously addressing three key challenges in CTTA.

A Detailed Explanation on Different Adaptation Settings

In Tab. 1, we compare different adaptation settings and distinguish them based on four aspects: the available data form of the source domain and target domain, the distribution and access mode of the target domain data stream during adaptation. A *stationary* distribution means that the data on the target domain obeys the same distribution, while a *continually changing* distribution indicates that the distribution of data on the target domain changes over time. Regarding the access mode, *offline* means that the model has multiple epochs of access to the entire set of test data, while *online* means that the input is a single-pass data stream and the model can only process the current batch of data at a time. In the following, we provide further explanation for each setting.

Fine-tuning (FT): FT [18, 47] is a popular paradigm in transfer learning, where parameters of a source model are fine-tuned based on labeled data from the target domain. The data distribution on the target domain is stationary, and the model can have multiple rounds of access to the entire labeled target data.

Domain Generalization (DG): DG [23, 24, 66] aims to train more generalizable neural networks from the source domain to improve the model’s performance on unseen domains. Therefore, DG assumes a large number of labeled source domain samples for training while making no assumptions about the target domain.

Domain Adaptation (DA): DA [21, 26, 29] aims to generalize a source model from a well-annotated source domain to an unlabeled target domain. It jointly optimizes labeled source data and unlabeled target data to alleviate the distribution shift, where the adaptation is offline and requires multiple training epochs.

Test-Time Training (TTT): TTT [32, 46] focuses on online adaptation settings in the target domain, leveraging auxiliary self-supervised branches to update the model with current test data. However, it requires retraining the source model with source data to learn the self-supervised auxiliary branches, thus not directly compatible with existing pre-trained models.




Fig. 5: The CAM visualizations. These images belong to the *hoopskirt* category.

Test-Time Adaptation (TTA): TTA emphasizes settings after model deployment, where only a source model and unlabeled target data are available. Some methods focus on offline settings [5, 28], while others focus on online settings [1, 7, 32, 55] with a single-pass data stream. All these approaches focus only on scenarios where the target domain is stationary, *i.e.*, the target domain consists of only a single domain.

Continual Test-Time Adaptation (CTTA): Given the rarity of encountering a single-domain shift in real-world scenarios, CTTA [2, 4, 12, 54] has gained increasing attention due to its practicality. In this setting, the distribution of target domains is continually changing, aiming to evaluate the ability of methods to adapt to changing domains. As we reveal in the paper, the key challenges of this task are the online environment, the unsupervised nature, and the risk of error accumulation and catastrophic forgetting under continual domain shifts.

B Additional Experiments on CAM

To further substantiate the efficacy of our approach, we leverage CAM visualizations on the ImageNet-C dataset, offering a visual testament to our method’s adaptability. As depicted in Fig. 5, when utilizing only the source model, significant differences in feature attention across different domains are observed. This indicates that the features extracted by the source model are highly susceptible to domain shifts, leading to difficulties in focusing on foreground objects. The strong comparison method CoTTA [54] can appropriately adapt the model to continually changing target domains. However, this method still suffers from the issue of dispersed feature attention and a tendency to focus on simple background features in the online unsupervised data stream. In contrast, our method

Table 7: Semantic segmentation results (mIoU in %) on the Cityscapes-to-ACDC CTTA task. The four test conditions are repeated ten times to evaluate the long-term adaptation performance. All results are evaluated based on the Segformer-B5 architecture. Bold text indicates the best performance.

Time	$t \rightarrow$																				
Round	1				2				3				4				5				cont.
Condition	<i>Fog</i>	<i>Night</i>	<i>Rain</i>	<i>Snow</i>	<i>Fog</i>	<i>Night</i>	<i>Rain</i>	<i>Snow</i>	<i>Fog</i>	<i>Night</i>	<i>Rain</i>	<i>Snow</i>	<i>Fog</i>	<i>Night</i>	<i>Rain</i>	<i>Snow</i>	<i>Fog</i>	<i>Night</i>	<i>Rain</i>	<i>Snow</i>	cont.
Source	69.1	40.3	59.7	57.8	69.1	40.3	59.7	57.8	69.1	40.3	59.7	57.8	69.1	40.3	59.7	57.8	69.1	40.3	59.7	57.8	cont.
BN Stats Adapt	62.3	38.0	54.6	53.0	62.3	38.0	54.6	53.0	62.3	38.0	54.6	53.0	62.3	38.0	54.6	53.0	62.3	38.0	54.6	53.0	cont.
TENT-cont. [53]	69.0	40.2	60.1	57.3	68.3	39.0	60.1	56.3	67.5	37.8	59.6	55.0	66.5	36.3	58.7	54.0	65.7	35.1	57.7	53.0	cont.
CoTTA [54]	70.9	41.2	62.4	59.7	70.9	41.1	62.6	59.7	70.9	41.0	62.7	59.7	70.9	41.0	62.7	59.7	70.9	41.0	62.8	59.7	cont.
Ours	71.2	42.3	64.9	62.0	72.6	43.2	66.3	63.2	72.8	43.8	66.5	63.2	72.8	43.6	66.7	63.3	72.6	43.5	66.5	63.0	cont.
Round	6				7				8				9				10				Mean \uparrow
Source	69.1	40.3	59.7	57.8	69.1	40.3	59.7	57.8	69.1	40.3	59.7	57.8	69.1	40.3	59.7	57.8	69.1	40.3	59.7	57.8	56.7
BN Stats Adapt	62.3	38.0	54.6	53.0	62.3	38.0	54.6	53.0	62.3	38.0	54.6	53.0	62.3	38.0	54.6	53.0	62.3	38.0	54.6	53.0	52.0
TENT-cont. [53]	64.9	34.0	56.5	52.0	64.2	32.8	55.3	50.9	63.3	31.6	54.0	49.8	62.5	30.6	52.9	48.8	61.8	29.8	51.9	47.8	52.3
CoTTA [54]	70.9	41.0	62.8	59.7	70.9	41.0	62.8	59.7	70.9	41.0	62.8	59.7	70.8	41.0	62.8	59.7	70.8	41.0	62.8	59.7	58.6
Ours	72.5	43.0	66.5	62.8	72.5	42.5	66.8	63.3	72.5	43.1	66.9	63.0	72.5	43.5	67.1	63.2	72.5	42.9	66.7	63.0	61.3

enables the output features to overlook changing background domain shifts and consistently highlight foreground objects with higher response values.

C Experiment Results on Cityscapes-to-ACDC

In dense prediction semantic segmentation tasks, each pixel point can be approximated as a sample belonging to a certain category. Therefore, in the semantic segmentation CTTA task, considering memory constraints and timeliness, we perform uncertainty-aware buffering and organizing of pixels on the current input data. In other words, the buffer size can be considered as 1.

We show the comprehensive experiment results on the Cityscapes-to-ACDC CTTA task in Tab. 7. It is evident that both the BN Stats Adapt method and the TENT-based method exhibit weaker performance compared to the source model on this complex task. Furthermore, the performance of the TENT-based method deteriorates significantly over time. In contrast, our method achieves an absolute improvement of 4.6% compared to the source model without adaptation. Particularly noteworthy is the comparison with the previous state-of-the-art method CoTTA [54], wherein our method demonstrates a clear trend of gradual improvement in the average mIoU metric during the initial rounds and consistently maintains high mIoU performance in the long-term adaptation. This showcases the ability of our method to buffer and organize reliable information embedded in the unsupervised data stream, thereby contributing to the adaptation progress.

D Additional Experiments on RoTTA

We note that there is recent work [64] on utilizing a buffer to cope with temporal correlation and generate i.i.d. data streams in scenarios where the environments

Table 8: Classification error rate (% , lower is better) for different methods. All results are evaluated with the largest corruption severity level 5 in an online manner. Bold text indicates the best performance.

Method	CIFAR10C	CIFAR100C	ImageNet-C	Mean↓
CoTTA [54]	16.2	32.5	62.7	37.1
RoTTA [64]	19.3	34.8	67.3	40.5
Ours	15.8	29.0	59.0	34.6

gradually change and the test data is sampled correlatively over time. Here, we apply this method under the CTTA setting and present the comparative results in Tab. 8. Despite the use of a buffer mechanism, RoTTA [64] is generally weaker than the CoTTA [54] method across three CTTA datasets. In contrast, our method reshapes the online data buffering and organizing mechanism in CTTA, dynamically aggregating reliable information from the unsupervised online data stream through an uncertainty-aware buffering approach. Furthermore, our method mitigates error accumulation and catastrophic forgetting problems in CTTA through two well-designed constraints. Experimental results demonstrate the effectiveness of our buffering and organizing mechanism in simultaneously addressing three key challenges in CTTA, showing significant improvements over RoTTA across all three datasets.