

Anchored symplectic embeddings

Michael Hutchings, Agniva Roy, Morgan Weiler, and Yuan Yao

Abstract

Given two four-dimensional symplectic manifolds, together with knots in their boundaries, we define an “anchored symplectic embedding” to be a symplectic embedding, together with a two-dimensional symplectic cobordism between the knots (in the four-dimensional cobordism determined by the embedding). We use techniques from embedded contact homology to determine quantitative criteria for when anchored symplectic embeddings exist, for many examples of toric domains. In particular we find examples where ordinarily symplectic embeddings exist, but they cannot be upgraded to anchored symplectic embeddings unless one enlarges the target domain.

1 Introduction

1.1 Basic definitions

Let (X, ω) and (X', ω') be compact symplectic manifolds with boundary of the same dimension. A *symplectic embedding* of (X, ω) into (X', ω') is a smooth embedding $\varphi : X \rightarrow X'$ such that $\varphi^*\omega' = \omega$. Since Gromov proved the celebrated nonsqueezing theorem [13] in 1985, there has been much work studying when symplectic embeddings exist; see e.g. the surveys [6, 22, 37].

In this paper we consider a “relative” version of this question in the four dimensional case. Suppose that (X, ω) and (X', ω') are compact symplectic four-manifolds with boundary Y and Y' . Let γ and γ' be oriented knots in Y and Y' respectively.

Definition 1.1. An *anchored symplectic embedding*

$$(X, \omega, \gamma) \longrightarrow (X', \omega', \gamma')$$

is a pair (φ, Σ) , where

$$\varphi : (X, \omega) \longrightarrow (\text{int}(X'), \omega')$$

is a symplectic embedding, and

$$\Sigma \subset X' \setminus \varphi(\text{int}(X))$$

is a smoothly embedded symplectic surface, which we call an “anchor”, such that

$$\partial\Sigma = \gamma' - \varphi(\gamma). \tag{1.1}$$

We require that Σ is transverse to $\partial X' \cup \varphi(\partial X)$.

Remark 1.2. In the examples we consider, γ will be a closed characteristic in ∂X , i.e. a closed leaf of the characteristic foliation $\text{Ker}(\omega|_{T\partial X})$, and likewise γ' will be a closed characteristic in $\partial X'$. In this case the surface Σ is automatically transverse to $\partial X' \cup \varphi(\partial X)$ because it is symplectic.

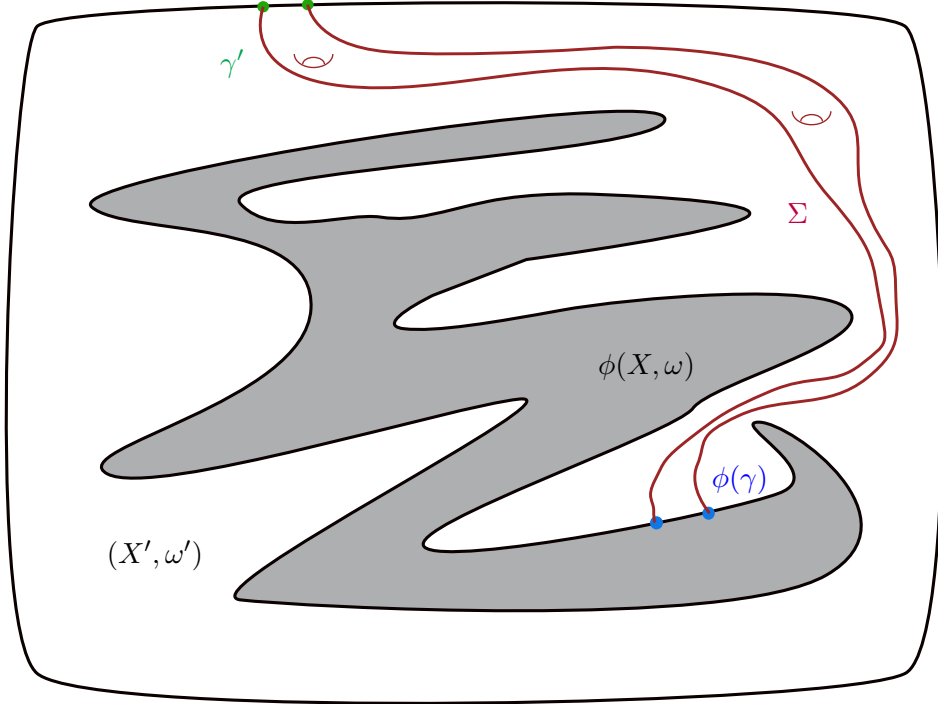


Figure 1: A schematic of an anchored symplectic embedding $(\phi, \Sigma) : (X, \omega, \gamma) \rightarrow (X', \omega', \gamma')$.

Remark 1.3. A related notion of “symplectic hat” is studied in [12]. There one starts with (X, ω, γ) and looks for an anchored symplectic embedding as above, except that (X', ω') is a closed symplectic manifold (possibly much larger than (X, ω)), and $\gamma' = \emptyset$.

Remark 1.4. The definition of “anchored symplectic embedding” also makes sense for symplectic manifolds of higher dimension. However this case is less interesting, because as pointed out in [12], there is an h -principle for symplectic submanifolds of codimension greater than two [11, Thm. 12.1.1], which allows a smooth embedding Σ satisfying (1.1) to be isotoped to a symplectic embedding by a C^0 -small isotopy under mild hypotheses. See also Remark 1.21 below.

The goal of this paper is to study quantitative obstructions to anchored symplectic embeddings. In particular, we will see examples where there does not exist an anchored symplectic embedding $(X, \omega, \gamma) \rightarrow (X', \omega', \gamma')$, although there does exist a symplectic embedding $(X, \omega) \rightarrow (X', \omega')$, and moreover there exists an anchored symplectic embedding $(X, \omega, \gamma) \rightarrow (X', r\omega, \gamma')$ if $r > 1$ is sufficiently large.

Remark 1.5. There is also an “orthogonal” story giving quantitative obstructions to Lagrangian cobordisms between Legendrian knots or between transverse knots; see e.g. [9, 10, 34, 35]. In addition, from the perspective of C^0 symplectic geometry, there have been a few rigidity results concerning how symplectic homeomorphisms may act on codimension two symplectic submanifolds; see e.g. [2, 16, 17].

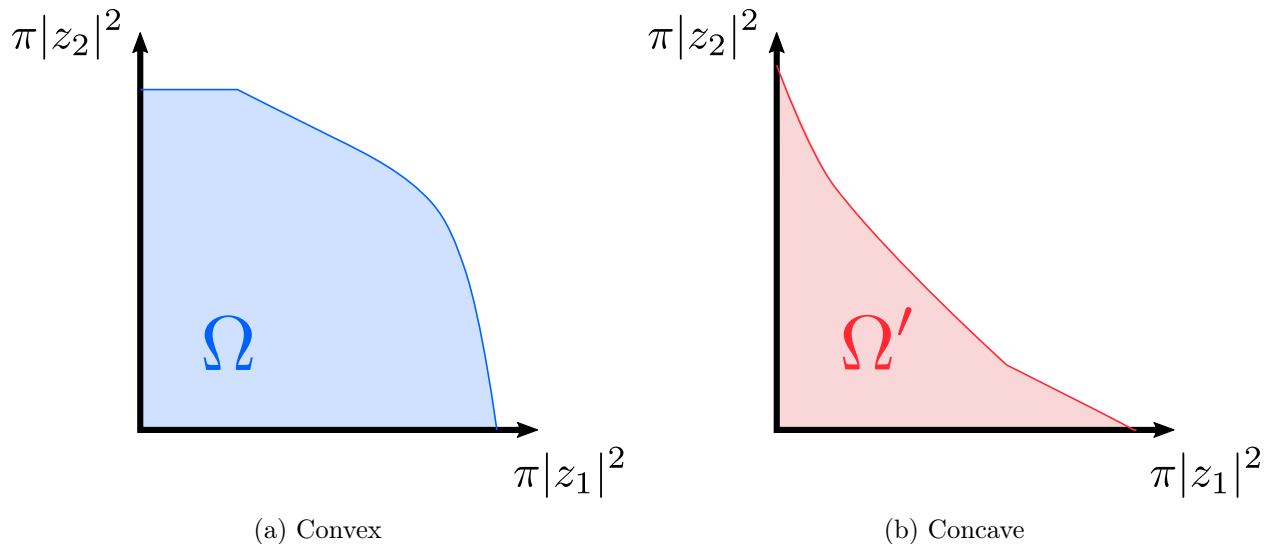


Figure 2: Regions Ω and Ω' in $\mathbb{R}_{\geq 0}^2$ determining convex and concave toric domains respectively. Neither is smooth.

1.2 Toric domains

The examples of symplectic four-manifolds that we will consider are all “toric domains”, which we now review.

Definition 1.6. Let Ω be a compact region in $\mathbb{R}_{\geq 0}^2$. Assume that $0 \in \text{int}(\Omega)$ and that $\partial\Omega$ consists of the line segment from $(0, 0)$ to $(a, 0)$ for some positive real number $a = a(\Omega)$, the line segment from $(0, 0)$ to $(0, b)$ for some positive real number $b = b(\Omega)$, and a continuous curve $\partial_+\Omega$ in $\mathbb{R}_{\geq 0}^2$ from $(a, 0)$ to $(0, b)$ which intersects the axes only at its endpoints. We define the *toric domain*

$$X_\Omega = \mu^{-1}(\Omega)$$

where $\mu : \mathbb{C}^2 \rightarrow \mathbb{R}_{\geq 0}^2$ is given by $(z_1, z_2) \mapsto (\pi|z_1|^2, \pi|z_2|^2)$. We equip X_Ω with the restriction of the standard symplectic form on $\mathbb{R}^4 = \mathbb{C}^2$. Note that if the curve $\partial_+\Omega$ is smooth, then ∂X_Ω is a smooth hypersurface in \mathbb{R}^4 , and in this case we say that X_Ω is *smooth*.

We say that X_Ω is a *convex toric domain*¹ if the set

$$\widehat{\Omega} = \{\mu \in \mathbb{R}^2 \mid (|\mu_1|, |\mu_2|) \in \Omega\}$$

is convex. We say that X_Ω is a *concave toric domain* if the set $\mathbb{R}_{\geq 0}^2 \setminus \Omega$ is convex. See Figure 2.

Example 1.7. The following are some basic examples of convex toric domains.

- (i) If Ω is the triangle with vertices $(0, 0)$, $(r, 0)$, and $(0, r)$, then X_Ω is the *ball*

$$B^4(r) = \{z \in \mathbb{C}^2 \mid \pi|z|^2 \leq r\}.$$

¹A “convex toric domain” is not the same as a toric domain that is convex; see the discussion in [15, §2]. Different and broader notions of “convex toric domain” are studied in [7, 8].

(ii) More generally, if Ω is the triangle with vertices $(0, 0)$, $(a, 0)$, and $(0, b)$, then X_Ω is the *ellipsoid*

$$E(a, b) = \left\{ (z_1, z_2) \in \mathbb{C}^2 \mid \frac{\pi|z_1|^2}{a} + \frac{\pi|z_2|^2}{b} \leq 1 \right\}.$$

(iii) If Ω is the rectangle $[0, a] \times [0, b]$, then X_Ω is the *polydisk*

$$P(a, b) = \{(z_1, z_2) \in \mathbb{C}^2 \mid \pi|z_1|^2 \leq a, \quad \pi|z_2|^2 \leq b\}.$$

Note that the ellipsoid $E(a, b)$ is smooth, but the polydisk $P(a, b)$ is not smooth.

Remark 1.8. If X_Ω is a smooth toric domain, then there are two distinguished closed characteristics in ∂X_Ω , given by the circles $(\pi|z_1|^2 = a(\Omega), z_2 = 0)$ and $(z_1 = 0, \pi|z_2|^2 = b(\Omega))$. We denote these closed characteristics by $e_{1,0} = e_{1,0}(X_\Omega)$ and $e_{0,1} = e_{0,1}(X_\Omega)$ respectively.

Remark 1.9. If $\Omega \subset \text{int}(\Omega')$, then there is an anchored symplectic embedding

$$(\varphi, \Sigma) : (X_\Omega, e_{1,0}) \longrightarrow (X_{\Omega'}, e_{1,0}).$$

Here φ is given by the inclusion map $X_\Omega \rightarrow X_{\Omega'}$, while Σ is the annulus

$$\{z \in \mathbb{C}^2 \mid a(\Omega) \leq \pi|z_1|^2 \leq a(\Omega'), \quad z_2 = 0\}.$$

1.3 Statement of main results

We now consider examples where the inclusion in Remark 1.9 is optimal.

Theorem 1.10. (*proved in §3.2*) *If $a > 1$, then there exists an anchored symplectic embedding $(P(a, 1), e_{1,0}) \rightarrow (B^4(c), e_{1,0})$ if and only if $c > a + 1$, or equivalently $P(a, 1) \subset \text{int}(B^4(c))$.*

Remark 1.11. The statement of Theorem 1.10 makes sense, even though $P(a, 1)$ is not smooth, because $e_{1,0}(P(a, 1))$ is contained in the smooth part of $\partial P(a, 1)$.

Remark 1.12. If $1 \leq a \leq 2$, then already the existence of a symplectic embedding $P(a, 1) \rightarrow B^4(c)$ implies² that $c \geq a + 1$, by [24, Thm. 1.3]. If $a > 2$, then better symplectic embeddings are possible. In particular, if $a > 2$ then one can use symplectic folding [36, §4.4.2] to construct a symplectic embedding $P(a, 1) \rightarrow P(a/2 + \epsilon, 2 + \epsilon)$ for $\epsilon > 0$ small. It follows that there exists a symplectic embedding $\varphi : P(a, 1) \rightarrow B^4(c)$ whenever³ $c > 2 + a/2$.

The following is a much larger family of examples (which however does not include Theorem 1.10 as a special case).

Theorem 1.13. (*proved in §3.2*) *Let X_Ω and $X_{\Omega'}$ be convex toric domains in \mathbb{R}^4 . Suppose that*

$$a(\Omega) > b(\Omega'). \tag{1.2}$$

If there exists an anchored symplectic embedding

$$(X_\Omega, e_{1,0}) \longrightarrow (X_{\Omega'}, e_{1,0}) \tag{1.3}$$

then $\Omega_1 \subset \Omega_2$.

²See also [18, Thm. 1] for a stronger result about Lagrangian embeddings which implies this.

³This lower bound on c is known to be optimal when $2 \leq a \leq \frac{5+\sqrt{7}}{3} \approx 2.54$ by [5]. When $a > 6$, better symplectic embeddings are possible using multiple symplectic folding [36, §4.3.2].

Remark 1.14. The existence of an anchored symplectic embedding (1.3) forces $a(\Omega) < a(\Omega')$, for the simple reason that the anchor Σ must have positive symplectic area, and this symplectic area would be $a(\Omega') - a(\Omega)$.

Remark 1.15. There are many examples of pairs of convex toric domains X_Ω and $X_{\Omega'}$ for which a symplectic embedding $X_\Omega \rightarrow \text{int}(X_{\Omega'})$ exists, but an anchored symplectic embedding $(X_\Omega, e_{1,0}) \rightarrow (X_{\Omega'}, e_{1,0})$ is obstructed by Theorem 1.13, even though the positive area condition $a(\Omega) < a(\Omega')$ holds. For example, one can use symplectic folding as in Remark 1.12 to construct a symplectic embedding $P(8, 2) \rightarrow E(11, 7)$. However Theorem 1.13 shows that such an embedding cannot be upgraded to an anchored symplectic embedding $(P(8, 2), e_{1,0}) \rightarrow (E(11, 7), e_{1,0})$.

Without the hypothesis (1.2), we can prove a similar result for “2-anchored symplectic embeddings”. Suppose that (X, ω) and (X', ω') are compact symplectic four-manifolds with boundary Y and Y' . Let γ_1 and γ_2 be disjoint knots in Y , and let γ'_1 and γ'_2 be disjoint knots in Y' .

Definition 1.16. A *2-anchored symplectic embedding*

$$(X, \omega, \gamma_1, \gamma_2) \longrightarrow (X', \omega', \gamma'_1, \gamma'_2)$$

is a triple $(\varphi, \Sigma_1, \Sigma_2)$, where

$$\varphi : (X, \omega) \longrightarrow (\text{int}(X'), \omega')$$

is a symplectic embedding, and

$$\Sigma_1, \Sigma_2 \subset X' \setminus \varphi(\text{int}(X))$$

are disjoint smoothly embedded symplectic surfaces such that

$$\partial\Sigma_i = \gamma'_i - \varphi(\gamma_i).$$

We also require that Σ_i is transverse to $\partial X' \cup \varphi(\partial X)$.

Theorem 1.17. (proved in §3.2) *Let X_Ω and $X_{\Omega'}$ be convex toric domains in \mathbb{R}^4 . If there exists a 2-anchored symplectic embedding*

$$(X_\Omega, e_{1,0}, e_{0,1}) \longrightarrow (X_{\Omega'}, e_{1,0}, e_{0,1}),$$

then $\Omega \subset \Omega'$.

We also have an analogous result for concave toric domains:

Theorem 1.18. (proved in §3.3) *Let X_Ω and $X_{\Omega'}$ be concave toric domains in \mathbb{R}^4 . If there exists a 2-anchored symplectic embedding*

$$(X_\Omega, e_{1,0}, e_{0,1}) \longrightarrow (X_{\Omega'}, e_{1,0}, e_{0,1}),$$

then $\Omega \subset \Omega'$.

1.4 More about anchors

To get a better understanding of the difference between a symplectic embedding and an anchored symplectic embedding, fix a symplectic embedding $\varphi : (X, \omega) \rightarrow (\text{int}(X'), \omega')$ and knots $\gamma \subset \partial X$ and $\gamma' \subset \partial X'$. When can the symplectic embedding φ be upgraded to an anchored symplectic embedding? That is, when does there exist an embedded symplectic surface $\Sigma \subset W = X' \setminus \varphi(\text{int}(X))$ satisfying the requirements in Definition 1.1?

There are three basic necessary conditions. To describe them, let $H_2(W, \gamma', \varphi(\gamma))$ denote the set of 2-chains Z in W with $\partial Z = \gamma' - \varphi(\gamma)$, modulo boundaries of 3-chains. This is an affine space over $H_2(W)$. An anchor Σ as above determines a “relative homology class” $Z = [\Sigma] \in H_2(W, \gamma', \varphi(\gamma))$. Since Σ is symplectic, we must have $\int_Z \omega' > 0$. In addition, the relative adjunction formula (see e.g. [20, §4.4]) determines the genus of Σ in terms of the relative homology class Z , and this genus must be nonnegative. And, of course, there must exist a smoothly embedded surface in the relative homology class Z of the correct genus.

However, the existence of a relative homology class Z satisfying these conditions is not sufficient, as shown by the following simple example.

Theorem 1.19. *(proved in §3.2) Let $X_\Omega, X_{\Omega'} \subset \mathbb{R}^4$ be convex toric domains with $\Omega \subset \Omega'$. Then the inclusion map $\iota : X_\Omega \rightarrow X_{\Omega'}$ can be upgraded to an anchored symplectic embedding*

$$(\iota, \Sigma) : (X_\Omega, e_{1,0}) \longrightarrow (X_{\Omega'}, e_{0,1}),$$

if and only if

$$b(\Omega') > x_0 + y_0, \tag{1.4}$$

where $(x_0, y_0) \in \partial\Omega$ is a point where the tangent line to $\partial\Omega$ has slope -1 .

Remark 1.20. The “if” part of Theorem 1.19 is proved as follows. Let η be a smooth path in $\Omega' \setminus \text{int}(\Omega)$ from $(0, b(\Omega'))$ to $(a(\Omega), 0)$. The path η lifts to an embedded cylinder $\Sigma \subset X_{\Omega'} \setminus \text{int}(X_\Omega)$ with $\partial\Sigma = e_{0,1}(\Omega') - e_{1,0}(\Omega)$, such that for each point (x, y) in the interior of η , the intersection of Σ with the 2-torus $\mu^{-1}(x, y)$ is a geodesic in the homology class $(1, 1)$. The cylinder Σ is symplectic if and only if the function $x + y$ is strictly decreasing along the path η . The existence of a path η as above along which the function $x + y$ is strictly decreasing is equivalent to the inequality (1.4). See Figure 3.

Remark 1.21. In Remark 1.20, suppose that $x + y$ is not strictly decreasing along the path η , so that the cylinder Σ is not symplectic. If we assume that $b(\Omega') > a(\Omega)$ (this is a weaker condition than the inequality (1.4)), then one can use h-principle arguments to show that Σ has a C^0 -small regular homotopy rel boundary to an immersed symplectic cylinder in $X_{\Omega'} \setminus \text{int}(X_\Omega)$. However Theorem 1.19 tells us that if condition (1.4) does not hold, then the self-intersections of this cylinder cannot be cancelled within $X_{\Omega'} \setminus X_\Omega$ while keeping the cylinder symplectic (although there does exist an embedded symplectic cylinder in $X_{\Omega'}$).

1.5 Idea of the proofs

We will prove the main results in §3, after assembling necessary background in §2. The basic principle is as follows. Let (X, ω) and (X', ω') be smooth star-shaped domains in \mathbb{R}^4 . Given a symplectic

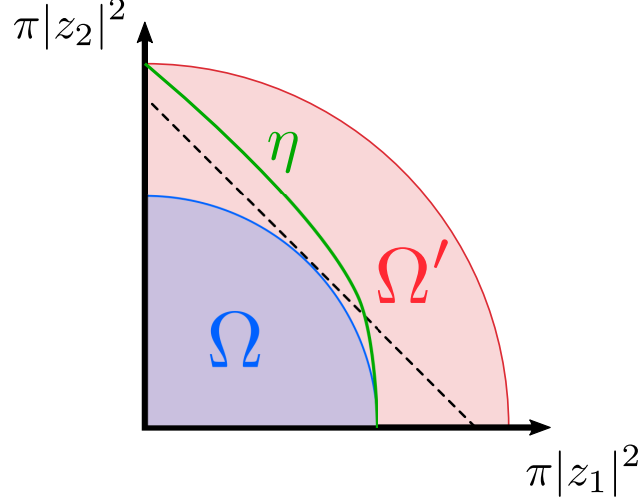


Figure 3: An example of regions Ω and Ω' (in blue and red, respectively) illustrating Remark 1.20. The tangent line relevant to (1.4) is the dotted black line, and evidently intersects the y -axis below $b(\Omega')$; a possible path η of slope less than -1 is in green.

embedding $\varphi : (X, \omega) \rightarrow (\text{int}(X'), \omega')$, we obtain a symplectic cobordism $W = X' \setminus \varphi(\text{int}(X))$. There is an associated cobordism map on embedded contact homology (ECH),

$$\Phi = \Phi(W) : ECH(\partial X') \longrightarrow ECH(\partial X), \quad (1.5)$$

defined in [32], which in this case is an isomorphism. For a suitable almost complex structure J on the “symplectic completion” \overline{W} of W , one can find a chain map ϕ inducing Φ , such that whenever a coefficient of ϕ is nonzero, there is a corresponding “broken J -holomorphic current” in \overline{W} . Since any holomorphic curve has positive symplectic area, the existence of such a broken holomorphic current leads to an inequality involving the symplectic actions of the Reeb orbits to which its ends are asymptotic.

Now given an anchor Σ , after straightening Σ near the boundary and “completing” it to an appropriate surface $\overline{\Sigma}$, we can choose J such that $\overline{\Sigma}$ is holomorphic. Any other holomorphic curve in \overline{W} must have positive intersections with $\overline{\Sigma}$. This leads to restrictions on which components of the chain map ϕ can be nonzero. (Compare [25, Rem. 7.1].) These restrictions sharpen the inequalities described in the previous paragraph, leading to the proofs of the main theorems.

We remark that instead of using ECH cobordism maps, we could instead find the holomorphic curves in \overline{W} that we need using more “elementary” arguments; see [26, Rem. 11].

Acknowledgments. M.H. was partially supported by NSF grant DMS-2005437. A.R. was partially supported by NSF grants DMS-2203312 and DMS-1907654. M.W. was partially supported by NSF grant DMS-2103245. Y.Y. was partially supported by ERC Starting Grant No. 851701. A.R. and Y.Y. are grateful to the Kylerec 2022 workshop. M.W. and Y.Y. also thank the 2023 Cornell Topology Festival. We further thank Ko Honda, Cagatay Kutluhan, Steven Sivek, John Etnyre, and Jen Hom for helpful conversations.

2 ECH of perturbations of convex and concave toric domains

In this section we prepare for the proofs of the main theorems. In §2.1 we review what we need to know about embedded contact homology (ECH). In §2.2 and 2.3 we combinatorially describe the ECH chain complex (not including the differential) for certain “nice” perturbations of convex and concave toric domains, along with additional information about the chain complex generators such as symplectic action and linking numbers. Finally, in §2.4 and §2.5 we introduce what we need to know about ECH cobordism maps.

2.1 Embedded contact homology

Let Y be a closed oriented three-manifold (not necessarily connected). Let λ be a contact form on Y , and assume that λ is nondegenerate (see below). To simplify the discussion⁴, assume that

$$H_1(Y) = H_2(Y) = 0. \quad (2.1)$$

(In the cases relevant to the proofs of the main results, Y will be the boundary of a smooth toric domain and thus diffeomorphic to S^3 .) We now review how to define the embedded contact homology of (Y, λ) with $\mathbb{Z}/2$ coefficients⁵, which we denote by $ECH_*(Y, \lambda)$. This is a \mathbb{Z} -graded $\mathbb{Z}/2$ -module (the definition of the \mathbb{Z} -grading will use the homological assumption (2.1)).

Contact geometry. The contact form λ determines the contact structure $\xi = \ker \lambda$, as well as the Reeb vector field R characterized by

$$d\lambda(R, \cdot) = 0, \quad \lambda(R) = 1.$$

A *Reeb orbit* is a smooth map

$$\gamma : \mathbb{R}/T\mathbb{Z} \longrightarrow Y \quad \text{with} \quad \gamma'(t) = R(\gamma(t)). \quad (2.2)$$

We declare two Reeb orbits to be equivalent if they differ by reparametrization of the domain. We say that the Reeb orbit γ is *simple* if the map γ is an embedding.

Let $\{\psi_t : Y \circlearrowleft\}_{t \in \mathbb{R}}$ denote the flow of the Reeb vector field R . Let γ be a Reeb orbit as above. The derivative of the time t Reeb flow restricts to a symplectic linear map

$$d\psi_t : (\xi_{\gamma(0)}, d\lambda) \longrightarrow (\xi_{\gamma(t)}, d\lambda), \quad (2.3)$$

and $d\psi_T$ is called the *linearized return map* of γ . We say that γ is *nondegenerate* if 1 is not an eigenvalue of $d\psi_T$. In this case we say that γ is *elliptic* if the eigenvalues of $d\psi_T$ are on the unit circle, *positive hyperbolic* if the eigenvalues of $d\psi_T$ are positive, and *negative hyperbolic* if the eigenvalues of $d\psi_T$ are negative. We say that the contact form λ is *nondegenerate* if all Reeb orbits are nondegenerate, and we assume below that this is the case.

If γ is a Reeb orbit γ , its *symplectic action* $\mathcal{A}(\gamma)$ is the integral of the contact form

$$\mathcal{A}(\gamma) = \int_{\gamma} \lambda,$$

or equivalently the period T in (2.2).

⁴See [23] for the definition of ECH without the homological assumption (2.1).

⁵It is also possible to define ECH with \mathbb{Z} coefficients [31, §9].

The chain module.

Definition 2.1. An *orbit set* is a finite set of pairs $\alpha = \{(\alpha_i, m_i)\}$, where the α_i are distinct simple Reeb orbits and $m_i \in \mathbb{Z}_{>0}$. An *ECH generator* is an orbit set as above such that $m_i = 1$ whenever α_i is hyperbolic.

We sometimes use the multiplicative notation

$$\prod_i \alpha_i^{m_i} \longleftrightarrow \{(\alpha_i, m_i)\}.$$

We define $ECC_*(Y, \lambda)$ to be the free $\mathbb{Z}/2$ -module generated by the ECH generators.

The module $ECC_*(Y, \lambda)$ has a \mathbb{Z} -grading by the ECH index, which is defined as follows.

Definition 2.2. If α is an ECH generator (or more generally an orbit set), its *ECH index* is defined by

$$I(\alpha) = c_\tau(\alpha) + Q_\tau(\alpha) + CZ_\tau^I(\alpha) \in \mathbb{Z}$$

where

- τ is a symplectic trivialization of ξ over each of the simple orbits α_i in α .
- c_τ is the *relative first Chern number*, defined as follows. For each i , since $H_1(Y) = 0$, we can choose a surface Σ_i in Y with $\partial\Sigma_i = \alpha_i$. Then $c_\tau(\alpha_i) = c_1(\xi|_{\Sigma_i}, \tau)$, where the right hand side is the signed count of zeroes of a generic section of $\xi|_{\Sigma_i}$ which over $\alpha_i = \partial\Sigma_i$ is constant and nonvanishing with respect to τ . This count does not depend on the choice of Σ_i since $H_2(Y) = 0$. Finally,

$$c_\tau(\alpha) = \sum_i m_i c_\tau(\alpha_i) \in \mathbb{Z}. \quad (2.4)$$

- Q_τ is the *relative intersection pairing* defined by

$$Q_\tau(\alpha) = \sum_i m_i^2 Q_\tau(\alpha_i) + \sum_{i \neq j} m_i m_j \ell(\alpha_i, \alpha_j) \in \mathbb{Z}. \quad (2.5)$$

Here if $i \neq j$ then $\ell(\alpha_i, \alpha_j)$ denotes the linking number of α_i with α_j , while $Q_\tau(\alpha_i)$ denotes the linking number of α_i with a pushoff of α_i via the framing τ .

- We define

$$CZ_\tau^I(\alpha) = \sum_i \sum_{k=1}^{m_i} CZ_\tau(\alpha_i^k) \in \mathbb{Z}.$$

Here α_i^k denotes the k^{th} iterate of α_i , and CZ_τ denotes the Conley-Zehnder index; see e.g. the review in [23, §3.2].

The ECH index does not depend on the choice of τ , even though the individual terms in it do; see e.g. [20, §2.8].

The differential.

Definition 2.3. An almost complex structure J on $\mathbb{R} \times Y$ is λ -compatible if:

- $J\partial_s = R$, where s denotes the \mathbb{R} coordinate on $\mathbb{R} \times Y$;
- J maps the contact structure ξ to itself, rotating positively with respect to $d\lambda$; and
- J is invariant under translation of the \mathbb{R} factor on $\mathbb{R} \times Y$.

Fix a λ -compatible almost complex structure J . We consider J -holomorphic curves

$$u : (C, j) \longrightarrow (\mathbb{R} \times Y, J)$$

where the domain is a punctured compact Riemann surface. We assume that for each puncture, there exists a Reeb orbit γ , such that in a neighborhood of the puncture, u is asymptotic to $\mathbb{R} \times \gamma$ as either $s \rightarrow +\infty$ (in which case we say that this is a ‘‘positive puncture’’) or $s \rightarrow -\infty$ (a ‘‘negative puncture’’). If u is somewhere injective, then u is determined by its image in $\mathbb{R} \times Y$, which by abuse of notation we still denote by C .

Definition 2.4. A J -holomorphic current is a finite sum $\mathcal{C} = \sum_k d_k C_k$ where the C_k are distinct somewhere injective J -holomorphic curves as above, and the d_k are positive integers. If α and β are orbit sets, we define $\mathcal{M}^J(\alpha, \beta)$ to be the set of J -holomorphic currents \mathcal{C} such that $\lim_{s \rightarrow +\infty} (\mathcal{C} \cap (\{s\} \times Y)) = \alpha$ and $\lim_{s \rightarrow -\infty} (\mathcal{C} \cap (\{s\} \times Y)) = \beta$ as currents⁶.

Since J is \mathbb{R} -invariant, \mathbb{R} acts on $\mathcal{M}^J(\alpha, \beta)$ by translation of the \mathbb{R} coordinate on $\mathbb{R} \times Y$. By [23, Prop. 3.7], if J is generic and $I(\alpha) - I(\beta) = 1$, then $\mathcal{M}^J(\alpha, \beta)/\mathbb{R}$ is a finite set; moreover, for a given ECH generator α , there are only finitely many ECH generators β with $I(\alpha) - I(\beta) = 1$ for which $\mathcal{M}^J(\alpha, \beta)$ is nonempty. We can then define the differential

$$\partial_J : ECC_*(Y, \lambda) \longrightarrow ECC_{*-1}(Y, \lambda)$$

as follows. If α is an ECH generator, then

$$\partial_J \alpha = \sum_{I(\alpha) - I(\beta) = 1} \#_{\mathbb{Z}_2} \frac{\mathcal{M}^J(\alpha, \beta)}{\mathbb{R}} \cdot \beta.$$

Here β is an ECH generator, and $\#_{\mathbb{Z}_2}$ denotes the mod 2 count.

It is shown in [30] that $\partial_J^2 = 0$. We denote the homology of the chain complex $(ECC_*(Y, \lambda), \partial_J)$ by $ECH_*(Y, \lambda)$ or $ECH_*(Y, \xi)$. It is shown in [39] that this homology is canonically isomorphic to a version of Seiberg-Witten Floer cohomology depending only on Y and ξ and not on λ or J .

ECH of S^3 . As explained in [23, §3.7], we have

$$ECH_*(S^3, \xi_{\text{std}}, J) = \begin{cases} \mathbb{Z}_2 & \text{if } * = 0, 2, 4, \dots \\ 0 & \text{else.} \end{cases}$$

Here ξ_{std} denotes the standard tight contact structure on S^3 .

⁶This means, for example, that if the pair (α_i, m_i) appears in α , then some of the curves C_k have positive punctures asymptotic to covers of α_i , say of multiplicities $q_{i,k,l}$, and we have $\sum_k d_k \sum_l q_{i,k,l} = m_i$.

Action filtration. Let $\alpha = \{\alpha_i, m_i\}$ denote an orbit set. We define its *symplectic action* to be

$$\mathcal{A}(\alpha) = \sum_i m_i \int_{\alpha_i} \lambda = \sum_i m_i \mathcal{A}(\gamma).$$

Given $L \in \mathbb{R}$, let $ECC_*^L(Y, \lambda)$ denote the subset of $ECC(Y, \lambda)$ spanned by ECH generators α with $\mathcal{A}(\alpha) < L$. If J is a λ -compatible almost complex structure, then it follows from the second bullet in Definition 2.3 that if $\mathcal{M}^J(\alpha, \beta) \neq \emptyset$ then $\mathcal{A}(\alpha) \geq \mathcal{A}(\beta)$. Consequently $(ECC_*^L(Y, \lambda), \partial_J)$ is a subcomplex of $(ECC_*(Y, \lambda), \partial_J)$. The homology of this subcomplex is the *filtered ECH* which we denote by $ECH_*^L(Y, \lambda)$. It is shown in [32, Thm. 1.3] that filtered ECH does not depend on J (although it does depend on λ), and furthermore the maps

$$ECH^L(Y, \lambda) \longrightarrow ECH^{L'}(Y, \lambda)$$

for $L < L'$ and

$$ECH^L(Y, \lambda) \longrightarrow ECH(Y, \xi)$$

induced by inclusion of chain complexes are also independent of J .

J_0 index There is an important variant of the ECH index I , denoted by J_0 (not an almost complex structure). If $\alpha = \{(\alpha_i, m_i)\}$ is an ECH generator, we define

$$J_0(\alpha) = I(\alpha) - 2c_\tau(\alpha) - \sum_i CZ_\tau(\alpha_i^{m_i}) \in \mathbb{Z}.$$

According to [24, Prop. 3.2], the J_0 index bounds topological complexity of holomorphic curves as follows. Let J be a λ -compatible almost complex structure, let $\alpha = \{(\alpha_i, m_i)\}$ and $\beta = \{(\beta_j, n_j)\}$ be ECH generators, and let $C \in \mathcal{M}^J(\alpha, \beta)$ be somewhere injective with connected domain. Then

$$2g(C) - 2 + \sum_i (2n_i^+ - 1) + \sum_j (2n_j^- - 1) \leq J_0(\alpha) - J_0(\beta). \quad (2.6)$$

Here $g(C)$ denotes the genus of C , while n_i^+ denotes the number of positive punctures of C asymptotic to covers of α_i , and n_j^- denotes the number of negative punctures of C asymptotic to covers of β_j .

2.2 Reeb dynamics on the boundary of a toric domain

We now discuss the Reeb dynamics on the boundary of a toric domain. The following is a consolidation and review of material from [4, §3.2] which discusses concave toric domains and [24, §5] which discusses convex toric domains, with updated notational conventions from [14].

Let $X_\Omega \subset \mathbb{R}^4$ be a smooth toric domain as in Definition 1.6, and assume that $\partial_+ \Omega$ is transverse to the radial vector field on \mathbb{R}^2 (which holds for example for convex and concave toric domains). Then ∂X_Ω is a star-shaped hypersurface in \mathbb{R}^4 . As such, the standard Liouville form

$$\lambda_0 = \frac{1}{2} \sum_{i=1}^2 (x_i dy_i - y_i dx_i) \quad (2.7)$$

restricts to a contact form on ∂X_Ω .

As in Remark 1.8, there are two distinguished Reeb orbits $e_{1,0}$ and $e_{0,1}$ in ∂X_Ω , where $z_2 = 0$ and $z_1 = 0$ respectively. We now discuss the Reeb dynamics on the rest of ∂X_Ω where $z_1, z_2 \neq 0$. Here we use coordinates $(r_1, \theta_1, r_2, \theta_2)$ where $z_1 = r_1 e^{i\theta_1}$ and $z_2 = r_2 e^{i\theta_2}$.

Let $(x, y) \in \partial\Omega$ with $x, y > 0$. Let (a, b) be an outward normal vector to $\partial\Omega$ at (x, y) . On the two-torus $\mu^{-1}(x, y)$, the Reeb vector field is given by

$$R = \frac{2\pi}{ax + by} \left(a \frac{\partial}{\partial \theta_1} + b \frac{\partial}{\partial \theta_2} \right). \quad (2.8)$$

(See [14, §2.2] for more general computations.) Using (2.8) we obtain the following information about the Reeb orbits in ∂X_Ω .

Simple orbits. If $a/b \in \mathbb{Q} \cup \{\infty\}$, then the torus $\mu^{-1}(x, y)$ is foliated by Reeb orbits (and all simple Reeb orbits in ∂X_Ω other than $e_{1,0}$ and $e_{0,1}$ arise this way). In this case, our convention is to rescale the normal vector (a, b) so that a, b are relatively prime nonnegative integers.

Symplectic action. In the above situation, if γ is a simple Reeb orbit in $\mu^{-1}(x, y)$, then its symplectic action is

$$\mathcal{A}(\gamma) = ax + by. \quad (2.9)$$

We also have

$$\mathcal{A}(e_{1,0}) = a(\Omega), \quad \mathcal{A}(e_{0,1}) = b(\Omega). \quad (2.10)$$

Linking numbers. The linking numbers of simple Reeb orbits in $\partial X_\Omega \simeq S^3$ are given as follows. First, $e_{1,0}$ and $e_{0,1}$ form a Hopf link, and in particular

$$\ell(e_{1,0}, e_{0,1}) = 1. \quad (2.11)$$

Second, if γ is a simple Reeb orbit distinct from $e_{1,0}$ and $e_{0,1}$, and if (a, b) is the associated integer vector as above, then as one traverses γ , the coordinate θ_1 winds a times and the coordinate θ_2 winds b times. Consequently

$$\begin{aligned} \ell(\gamma, e_{1,0}) &= b, \\ \ell(\gamma, e_{0,1}) &= a, \end{aligned} \quad (2.12)$$

Finally, let γ' be a simple Reeb orbit distinct from $e_{1,0}$, $e_{0,1}$, and γ , and let (a', b') be the associated integer vector as above. Orient the curve $\partial_+ \Omega$ from $(a, 0)$ to $(0, b)$, and suppose that $\mu(\gamma)$ precedes $\mu(\gamma')$ along this curve or that $\mu(\gamma) = \mu(\gamma')$. Then we can homotope γ to $e_{1,0}^a$ and γ' to $e_{0,1}^{b'}$ without crossing, so

$$\ell(\gamma, \gamma') = ab'. \quad (2.13)$$

Relative first Chern number. We can find a section s of ξ over ∂X_Ω such that $s^{-1}(0) = e_{1,0} \cup e_{0,1}$, and s takes values in the $\text{Ker}(d\mu)$. The section s determines a trivialization τ of ξ over all simple Reeb orbits other than $e_{1,0}$ and $e_{0,1}$. If γ is such a Reeb orbit with associated integer vector (a, b) , then it follows from (2.12) after an orientation check that

$$c_\tau(\gamma) = a + b. \quad (2.14)$$

To describe the ECH of ∂X_Ω at the chain level, we need to perturb X_Ω so that the contact form on the boundary becomes nondegenerate. We now describe a “nice” way to do so for convex toric domains.

Suppose that $X_\Omega \subset \mathbb{R}^4$ is a convex toric domain. If $(a, b) \in \mathbb{Z}_{\geq 0}^2$, define

$$\|(a, b)\|_\Omega^* = \max\{ax + by \mid (x, y) \in \Omega\}. \quad (2.15)$$

Note that the maximum in (2.15) is realized by a point $(x, y) \in \partial_+ \Omega$ where (a, b) is an outward normal vector.

Lemma 2.5. *Let $X_\Omega \subset \mathbb{R}^4$ be a convex toric domain and let $L > \max(a(\Omega), b(\Omega))$. Then there exists a smooth star-shaped domain $X \subset \mathbb{R}^4$ with the following properties:*

- *The C^0 distance between ∂X_Ω and ∂X is at most L^{-1} .*
- *The contact form $\lambda_0|_{\partial X}$ is nondegenerate.*
- *The simple Reeb orbits in ∂X with symplectic action less than L consist of, for each pair of relatively prime nonnegative integers (a, b) with $\|(a, b)\|_\Omega^* < L$, an elliptic simple Reeb orbit $e_{a,b}$, and a positive hyperbolic simple Reeb orbit $h_{a,b}$ when $a, b > 0$.*
- *We can arrange that either $X \subset X_\Omega$ or $X_\Omega \subset X$, and that this inclusion upgrades to a 2-anchored symplectic embedding $(X, e_{1,0}, e_{0,1}) \rightarrow (X_\Omega, e_{1,0}, e_{0,1})$ or vice versa.*
- *If a, b are relatively prime nonnegative integers with $\|(a, b)\|_\Omega^* < L$, and if $\gamma_{a,b}$ denotes either $e_{a,b}$ or $h_{a,b}$ when $a, b > 0$, then*

$$|\mathcal{A}(\gamma_{a,b}) - \|(a, b)\|_\Omega^*| < L^{-1}. \quad (2.16)$$

- *If (a', b') is another pair of relatively prime nonnegative integers with $\|(a', b')\|_\Omega^* < L$, and if $\gamma_{a',b'}$ is distinct from $\gamma_{a,b}$, then the linking number in $\partial X \simeq S^3$ is*

$$\ell(\gamma_{a,b}, \gamma_{a',b'}) = \max(ab', a'b). \quad (2.17)$$

- *There is a trivialization τ of ξ over all of the simple Reeb orbits with symplectic action less than L such that*

$$c_\tau(\gamma_{a,b}) = a + b, \quad (2.18)$$

$$Q_\tau(\gamma_{a,b}) = ab, \quad (2.19)$$

$$\text{CZ}_\tau(e_{a,b}^m) = 1, \quad \text{if } m\|(a, b)\|_\Omega^* < L, \quad (2.20)$$

$$\text{CZ}_\tau(h_{a,b}) = 0. \quad (2.21)$$

Proof of Lemma 2.5. To start, by a C^0 -small perturbation of $\partial_+ \Omega$, we can arrange that (i) $\partial_+ \Omega$ is smooth; (ii) $\partial_+ \Omega$ is strictly convex; and (iii) $\partial_+ \Omega$ is nearly perpendicular to the axes. More precisely, there is a small irrational $\epsilon > 0$ such that where $\partial_+ \Omega$ meets the y axis, its slope is $-\epsilon$, and where $\partial_+ \Omega$ meets the x axis, its slope is $-\epsilon^{-1}$. In particular, for each pair of relatively prime nonnegative integers (a, b) with $\|(a, b)\|_\Omega^* < L$, there is a unique point $(x, y) \in \partial_+ \Omega$ at which (a, b) is an outward normal vector to $\partial_+ \Omega$.

Given (x, y) as above, since $\partial_+\Omega$ is strictly convex, the circle of Reeb orbits in $\mu^{-1}(x, y)$ is Morse-Bott. Similarly⁷ to [28, §3.1] (see [1, §3.1] for a more general situation), the contact form can be perturbed in a neighborhood of $\mu^{-1}(x, y)$ (which corresponds to perturbing X_Ω), so that this circle of Reeb orbits is reduced to two nondegenerate simple Reeb orbits: an elliptic orbit $e_{a,b}$, for which the linearized return map is a slight positive rotation, and a positive hyperbolic orbit $h_{a,b}$. The perturbation may also create new Reeb orbits of action greater than L . We can further perturb the contact form to arrange that the Reeb orbits with action greater than L are nondegenerate⁸.

The above implies the first four bullet points in the lemma. The action estimate (2.16) now follows from (2.9) and (2.10). The linking number formula (2.17) follows from (2.11), (2.12), and (2.13).

To prove the last bullet point, over the simple Reeb orbits $e_{a,b}$ and $h_{a,b}$ with $a, b > 0$, choose the trivialization τ as in (2.14). Then for $a, b > 0$, equation (2.18) follows from (2.14), equation (2.19) follows similarly to (2.17), and equations (2.20) and (2.21) follow from the definition of the Conley-Zehner index in e.g. [23, §3.2]. The trivialization τ has an extension over $e_{1,0}$ and $e_{0,1}$ satisfying equations (2.18), (2.19), and (2.20), as in [23, §3.7]. \square

A slight modification of the above lemma holds for concave toric domains. To state it, if $X_\Omega \subset \mathbb{R}^4$ is a concave toric domain, and if $(a, b) \in \mathbb{Z}_{\geq 0}^2$, define

$$[(a, b)]_\Omega = \min\{ax + by \mid (x, y) \in \partial_+\Omega\}.$$

Lemma 2.6. *Let X_Ω be a concave toric domain and let $L > \max(a(\Omega), b(\Omega))$. Then there exists a smooth star-shaped domain $X \subset \mathbb{R}^4$ such that:*

- *The first five bullet points in Lemma 2.5 hold, with $\|\cdot\|_\Omega^*$ replaced by $[\cdot]_\Omega < L$.*
- *If (a, b) and (a', b') are pairs of relatively prime nonnegative integers with $[(a, b)]_\Omega, [(a', b')]_\Omega < L$, and if $\gamma_{a', b'}$ is distinct from $\gamma_{a, b}$, then the linking number in $\partial X \simeq S^3$ is*

$$\ell(\gamma_{a, b}, \gamma_{a', b'}) = \min(ab', a'b).$$

- *There is a trivialization τ of ξ over all of the simple Reeb orbits with symplectic action less than L such that*

$$\begin{aligned} c_\tau(\gamma_{a, b}) &= a + b, \\ Q_\tau(\gamma_{a, b}) &= ab, \\ \text{CZ}_\tau(e_{a, b}^m) &= -1, \quad \text{if } m\|(a, b)\|_\Omega^* < L \text{ and } a, b > 0, \\ \text{CZ}_\tau(h_{a, b}) &= 0, \\ \text{CZ}_\tau(e_{1, 0}), \text{CZ}_\tau(e_{0, 1}) &> L. \end{aligned}$$

Proof. To start, by a C^0 -small perturbation of $\partial_+\Omega$, we can arrange that (i) $\partial_+\Omega$ is smooth; (ii) $\partial_+\Omega$ is strictly concave; and (iii) $\partial_+\Omega$ is nearly tangent to the axes. More precisely, there is a small irrational $\epsilon > 0$ such that where $\partial_+\Omega$ meets the y axis, its slope is $-\epsilon^{-1}$, and where $\partial_+\Omega$ meets the x axis, its slope is $-\epsilon$. The rest of the argument follows the proof of Lemma 2.5. \square

Remark 2.7. We are using a different notational convention from [4, 24]; a Reeb orbit $e_{a,b}$ or $h_{a,b}$ here corresponds to $e_{b,a}$ or $h_{b,a}$ in those references.

⁷The picture in [28, §3.1] corresponds to a concave toric domain, and for our convex case the directions of the arrows should be reversed.

⁸This is not actually necessary to define the filtered embedded contact homology ECH^L .

2.3 Combinatorial ECH generators for convex and concave toric domains

We now review how to combinatorially describe the ECH generators, their ECH indices, and their approximate symplectic actions, for “nice” perturbations of convex and concave toric domains. This is based on [24] and [4] with some minor notational changes.

2.3.1 Convex toric domains

Definition 2.8. [24, Def. 1.9] A *convex integral path* is a path Λ in the plane such that:

- The endpoints of Λ are $(0, y(\Lambda))$ and $(x(\Lambda), 0)$ where $x(\Lambda)$ and $y(\Lambda)$ are nonnegative integers.
- Λ is the graph of a piecewise linear concave function $f : [0, x(\Lambda)] \rightarrow [0, y(\Lambda)]$ with $f'(0) \leq 0$, possibly together with a vertical line segment at the right.
- The *vertices* of Λ (the points at which its slope changes, and the endpoints) are lattice points.

Notation 2.9. If v is an *edge* of a convex integral path (a line segment between consecutive vertices), then the vector from the upper left endpoint to the lower right endpoint of v has the form $(b, -a)$ where a, b are nonnegative integers. Write $v^\perp = (a, b)$, and define the *multiplicity* of v , which we denote by $m(v)$, to be the greatest common divisor of a and b .

Definition 2.10. If X_Ω is a convex toric domain and Λ is a convex integral path, define the Ω -*action* of Λ to be

$$\mathcal{A}_{X_\Omega}(\Lambda) = \mathcal{A}_\Omega(\Lambda) = \sum_{v \in \text{Edges}(\Lambda)} \|v^\perp\|_\Omega^*.$$

Definition 2.11. [24, Def. 1.10] A *convex generator* is a convex integral path Λ , together with a labeling of each edge by ‘ e ’ or ‘ h ’ (we omit the labeling from the notation). Horizontal and vertical edges are required to be labeled ‘ e ’.

Notation 2.12. If Λ is a convex generator, let $h(\Lambda)$ denote the number of edges that are labeled ‘ h ’. Let $e(\Lambda)$ denote the number of edges that are labeled ‘ e ’, or that are labeled ‘ h ’ and have multiplicity greater than one.

Definition 2.13. [24, Def. 1.11] If Λ is a convex generator, define the *combinatorial ECH index* of Λ by

$$\widehat{I}(\Lambda) = 2 \left(\widehat{\mathcal{L}}(\Lambda) - 1 \right) - h(\Lambda). \quad (2.22)$$

Here $\widehat{\mathcal{L}}(\Lambda)$ denotes the number of lattice points in the polygon bounded by Λ , the line segment from $(0, 0)$ to $(x(\Lambda), 0)$, and the line segment from $(0, 0)$ to $(0, y(\Lambda))$, including lattice points on the boundary. Also, define the *combinatorial J_0 index* of Λ by

$$\widehat{J}_0(\Lambda) = \widehat{I}(\Lambda) - 2x(\Lambda) - 2y(\Lambda) - e(\Lambda). \quad (2.23)$$

Lemma 2.14. (cf. [24, Lem. 5.4]) Let $X_\Omega \subset \mathbb{R}^4$ be a convex toric domain, and let $L > \max(a(\Omega), b(\Omega))$. Then a perturbation X of X_Ω as in Lemma 2.5 can be chosen so that there is a bijection

$$\iota : \left\{ \begin{array}{l} \text{convex generators } \Lambda \\ \text{with } \mathcal{A}_\Omega(\Lambda) < L \end{array} \right\} \longrightarrow \left\{ \begin{array}{l} \text{ECH generators } \alpha \text{ in } \partial X \\ \text{with } \mathcal{A}(\alpha) < L \end{array} \right\} \quad (2.24)$$

such that if $\iota(\Lambda) = \alpha$, then

$$|\mathcal{A}(\alpha) - \mathcal{A}_\Omega(\Lambda)| < L^{-1}, \quad (2.25)$$

$$I(\alpha) = \widehat{I}(\Lambda), \quad (2.26)$$

$$J_0(\alpha) = \widehat{J}_0(\Lambda). \quad (2.27)$$

Proof. The bijection ι is defined as follows. If Λ is a convex generator, then $\iota(\Lambda)$ is the product over the edges of Λ of the following contributions. Let v be an edge of Λ and write $v^\perp = (ma, mb)$ where $a, b \geq 0$ are relatively prime and m is the multiplicity of v . If v is labeled ‘ e ’, then the contribution is $e_{a,b}^m$. If v is labeled ‘ h ’, then the contribution is $e_{a,b}^{m-1} h_{a,b}$. It follows from (2.16) that, possibly after choosing inputting a larger value of L to Lemma 2.5, ι is a well-defined bijection (2.24) satisfying (2.25). The formulas (2.26) and (2.27) for I and J_0 follow from equations (2.17)–(2.21) as in [24, §5.3, Step 4]. \square

Remark 2.15. Under the bijection (2.24), the total number of simple Reeb orbits that appear in α equals $e(\Lambda) + h(\Lambda)$.

2.3.2 Concave toric domains

A variant of the above story holds for concave toric domains.

Definition 2.16. A *concave integral path* is a path Λ in the plane such that:

- The endpoints of Λ are $(0, y(\Lambda))$ and $(x(\Lambda), 0)$ where $x(\Lambda)$ and $y(\Lambda)$ are positive integers.
- Λ is the graph of a piecewise linear convex function $f : [0, x(\Lambda)] \rightarrow [0, y(\Lambda)]$ with $f'(0) < 0$ and $f(x(\Lambda)) = 0$.
- The vertices of Λ are lattice points.

Definition 2.17. If X_Ω is a concave toric domain and Λ is a concave integral path, define the Ω -action of Λ to be

$$\mathcal{A}_\Omega(\Lambda) = \sum_{v \in \text{Edges}(\Lambda)} [v^\perp]_\Omega.$$

Definition 2.18. A *concave generator* is a concave integral path Λ , together with a labeling of each edge by ‘ e ’ or ‘ h ’ (we omit the labeling from the notation). We define $h(\Lambda)$ and $e(\Lambda)$ as before.

Definition 2.19. If Λ is a concave generator, define the *combinatorial ECH index* of Λ by

$$\check{I}(\Lambda) = 2 \left(\check{\mathcal{L}}(\Lambda) - 1 \right) + h(\Lambda). \quad (2.28)$$

Here $\check{\mathcal{L}}(\Lambda)$ denotes the number of lattice points in the polygon bounded by Λ , the line segment from $(0, 0)$ to $(x(\Lambda), 0)$, and the line segment from $(0, 0)$ to $(0, y(\Lambda))$, including lattice points on the boundary, except not including lattice points on Λ itself. Also, define the *combinatorial J_0 index* of Λ by

$$\check{J}_0(\Lambda) = \check{I}(\Lambda) - 2x(\Lambda) - 2y(\Lambda) + e(\Lambda). \quad (2.29)$$

The following is a special case of [4, Lem. 3.3].

Lemma 2.20. *Let $X_\Omega \subset \mathbb{R}^4$ be a concave toric domain, and let $L > \max(a(\Omega), b(\Omega))$. Then a perturbation X of X_Ω as in Lemma 2.6 can be chosen so that there is a bijection*

$$\iota : \left\{ \begin{array}{l} \text{concave generators } \Lambda \text{ with} \\ \mathcal{A}_\Omega(\Lambda) < L \text{ and } \check{I}(\Lambda) < L \end{array} \right\} \longrightarrow \left\{ \begin{array}{l} \text{ECH generators } \alpha \text{ in } \partial X \text{ with} \\ \mathcal{A}(\alpha) < L \text{ and } I(\alpha) < L \end{array} \right\}$$

such that if $\iota(\Lambda) = \alpha$, then

$$\begin{aligned} |\mathcal{A}(\alpha) - \mathcal{A}_\Omega(\Lambda)| &< L^{-1}, \\ I(\alpha) &= \check{I}(\Lambda), \\ J_0(\alpha) &= \check{J}_0(\Lambda). \end{aligned} \tag{2.30}$$

Proof. This follows from Lemma 2.6, similarly to the proof of Lemma 2.14. \square

Definition 2.21. If $X_\Omega \subset \mathbb{R}^4$ is a convex or concave toric domain, we say that a star-shaped domain X provided by Lemma 2.14 or Lemma 2.20 respectively is an L -nice perturbation of X_Ω .

Remark 2.22. There is also a combinatorial formula for the ECH differential ∂_J for suitable J on the ECH generators as described above for L -nice perturbations of convex and concave toric domains, similar to the differential for the ECH of T^3 [29] or the PFH of a Dehn twist [28] respectively. In principle this is proved in [3], although certain details are not fully explained. The formula in the convex case is stated in [24, Conj. A.3], and more details in the concave case are provided in [40]. Morse-Bott theory needed for this is worked out in [42, 43].

2.4 Cobordism maps on ECH

We now review cobordism maps on embedded contact homology and some of their properties in the special case that we need.

Definition 2.23. Let (Y_+, λ_+) and (Y_-, λ_-) be contact three-manifolds. A *strong symplectic cobordism* from⁹ (Y_+, λ_+) to (Y_-, λ_-) is a compact symplectic four-manifold (W, ω) such that $\partial W = Y_+ - Y_-$ and $\omega|_{Y_\pm} = d\lambda_\pm$.

Given a cobordism as above, one can find a neighborhood N_- of Y_- in W , identified with $[0, \epsilon) \times Y_-$ for some $\epsilon > 0$, in which $\omega = e^s \lambda_-$, where s denotes the $[0, \epsilon)$ coordinate. Likewise, one can choose a neighborhood $N_+ \simeq (-\epsilon, 0] \times Y_+$ of Y_+ in W in which $\omega = e^s \lambda_+$. Fix a choice of neighborhoods N_- and N_+ . Using the neighborhood identifications, we can glue to form the *symplectic completion*

$$\overline{W} = ((-\infty, 0] \times Y_-) \cup_{Y_-} W \cup_{Y_+} ([0, \infty) \times Y_+).$$

Definition 2.24. An almost complex structure J on \overline{W} is *cobordism-admissible* if:

- On W , the almost complex structure J is ω -compatible.
- On $(-\infty, 0] \times Y_-$ and $[0, \infty) \times Y_+$, the almost complex structure J agrees with the restrictions of λ_\pm -compatible almost complex structures J_\pm on $\mathbb{R} \times Y_\pm$.

⁹This usage of the words “from” and “to” is natural from the perspective of symplectic geometry, but opposite from most topology literature.

Assume now that the contact forms λ_{\pm} are nondegenerate. For a cobordism-admissible almost complex structure J as above, if α_+ is an orbit set for λ_+ and α_- is an orbit set for λ_- , then we define a moduli space $\mathcal{M}^J(\alpha_+, \alpha_-)$ of J -holomorphic currents in \overline{W} analogously to the symplectization case in §2.1.

More generally, we define a *broken J -holomorphic current* from α_+ to α_- to be a tuple $(\mathcal{C}_{N_-}, \dots, \mathcal{C}_{N_+})$ where $N_- \leq 0 \leq N_+$, for which there exist orbit sets $\alpha_- = \alpha_-(N_-), \dots, \alpha_-(0)$ in Y_- and orbit sets $\alpha_+(0), \dots, \alpha_+(N_+) = \alpha_+$ in Y_+ , such that:

- $\mathcal{C}_i \in \mathcal{M}^{J^-}(\alpha_-(i+1), \alpha_-(i))/\mathbb{R}$ for $i = N_-, \dots, -1$.
- $\mathcal{C}_0 \in \mathcal{M}^J(\alpha_+(0), \alpha_-(0))$.
- $\mathcal{C}_i \in \mathcal{M}^{J^+}(\alpha_+(i), \alpha_+(i-1))/\mathbb{R}$ for $i = 1, \dots, N_+$.
- If $i \neq 0$, then \mathcal{C}_i is not \mathbb{R} -invariant.

We denote the set of such broken J -holomorphic currents by $\overline{\mathcal{M}}^J(\alpha_+, \alpha_-)$.

Proposition 2.25. (*special case of [24, Thm. 3.5]*) *Let (W, ω) be a strong symplectic cobordism from (Y_+, λ_+) to (Y_-, λ_-) and assume that the contact forms λ_{\pm} are nondegenerate. Assume also¹⁰ that*

$$H_1(Y_{\pm}) = H_2(Y_{\pm}) = H_2(W) = 0. \quad (2.31)$$

Then for each $L \in \mathbb{R}$ there is a well-defined cobordism map

$$\Phi^L(W, \omega) : ECH_*^L(Y_+, \lambda_+) \longrightarrow ECH_*^L(Y_-, \lambda_-) \quad (2.32)$$

with the following properties:

(a) If $L < L'$, then the diagram

$$\begin{array}{ccc} ECH_*^L(Y_+, \lambda_+) & \xrightarrow{\Phi^L(W, \omega)} & ECH_*^L(Y_-, \lambda_-) \\ \downarrow & & \downarrow \\ ECH_*^{L'}(Y_+, \lambda_+) & \xrightarrow{\Phi^{L'}(W, \omega)} & ECH_*^{L'}(Y_-, \lambda_-) \end{array}$$

commutes. In particular, we have a well-defined direct limit

$$\Phi(W, \omega) = \lim_{L \rightarrow \infty} \Phi^L(W, \omega) : ECH_*(Y_+, \lambda_+) \longrightarrow ECH_*(Y_-, \lambda_-). \quad (2.33)$$

(b) If W is diffeomorphic to a product $[0, 1] \times Y$, then the map (2.33) is an isomorphism.

(c) Let J_{\pm} be generic λ_{\pm} -compatible almost complex structures on $\mathbb{R} \times Y_{\pm}$, and let J be any cobordism-admissible almost complex structure on \overline{W} extending J_{\pm} . Then for each L , the cobordism map (2.32) is induced by a (noncanonical) chain map

$$\phi : (ECC^L(Y_+, \lambda_+), \partial_{J_+}) \longrightarrow (ECC^L(Y_-, \lambda_-), \partial_{J_-})$$

with the following property: If α_{\pm} are ECH generators in Y_{\pm} , and if the coefficient $\langle \phi \alpha_+, \alpha_- \rangle \neq 0$, then there exists a broken J -holomorphic current $(\mathcal{C}_{N_-}, \dots, \mathcal{C}_{N_+}) \in \overline{\mathcal{M}}^J(\alpha_+, \alpha_-)$.

¹⁰The homological assumptions (2.31) can be dropped, if one restricts to the subspace of ECH generated by nullhomologous ECH generators and assumes that the cobordism (W, ω) is “weakly exact”; see [24, §3.10]. In this case the sense in which the cobordism map respects the grading needs to be stated more carefully.

Remark 2.26. The homological assumptions (2.31) imply that in part (c), if $\langle \phi_{\alpha_+}, \alpha_- \rangle \neq 0$, or more generally if $\overline{\mathcal{M}^J}(\alpha_+, \alpha_-) \neq \emptyset$, then $\mathcal{A}(\alpha_+) \geq \mathcal{A}(\alpha_-)$, with equality only if $\alpha_+ = \emptyset$.

2.5 Special properties of ECH cobordism maps for toric domains

The construction in [32] of the cobordism map (2.32) does not directly count holomorphic currents, due to difficulties with multiple covers, but rather uses Seiberg-Witten theory; see [23, §5.5]. This is why in part (c), we only obtain a broken holomorphic current. However in some special cases, namely for “ L -tame” cobordisms defined in [24, §4.1], we obtain actual holomorphic currents.

In particular, suppose that $X_{\Omega_-}, X_{\Omega_+} \subset \mathbb{R}^4$ are convex or concave toric domains. Suppose further that X_{Ω_-} is a convex toric domain or X_{Ω_+} is a concave toric domain (i.e. we are not in the case where X_{Ω_-} is a concave toric domain and X_{Ω_+} is a convex toric domain, which is studied in [7]). Suppose there exists a symplectic embedding $\varphi : X_{\Omega_-} \rightarrow \text{int}(X_{\Omega_+})$. By Lemma 2.14 and/or Lemma 2.20, we can find L -nice approximations $X_- \subset X_{\Omega_-}$ and $X_+ \supset X_{\Omega_+}$. Let $W = X_+ \setminus \varphi(\text{int}(X_-))$; this is a symplectic cobordism from $(\partial X_+, \lambda_+)$ to $(\partial X_-, \lambda_-)$, where λ_{\pm} is the restriction to ∂X_{\pm} of the standard Liouville form (2.7).

Lemma 2.27. *In the above situation, if J is a generic cobordism-admissible almost complex structure on \overline{W} , then:*

- (a) *If $\mathcal{A}(\alpha_+) < L$ and $\mathcal{C} \in \mathcal{M}^J(\alpha_+, \alpha_-)$ is a J -holomorphic current, then $I(\alpha_+) \geq I(\alpha_-)$.*
- (b) *In Proposition 2.25(c), the broken J -holomorphic current $(\mathcal{C}_{N_-}, \dots, \mathcal{C}_{N_+}) \in \overline{\mathcal{M}^J}(\alpha_+, \alpha_-)$ satisfies $N_- = N_+ = 0$, so that we have a J -holomorphic current $\mathcal{C}_0 \in \mathcal{M}^J(\alpha_+, \alpha_-)$.*

Proof. If X_{Ω_-} and X_{Ω_+} are both convex toric domains, then W is an “ L -tame” cobordism in the sense of [24, Def. 4.3], as shown in [24, §6]. The same is true when X_{Ω_+} is a concave toric domain, by a similar argument. Assertion (a) now follows from [24, Prop. 4.6(a)]. Assertion (b) follows from (a) together with the fact that every non- \mathbb{R} -invariant J_{\pm} -holomorphic current in $\mathbb{R} \times Y_{\pm}$ has positive ECH index, as reviewed in [23, Prop. 3.7]. \square

We will also need the following lemma regarding linking numbers.

Lemma 2.28. *Let X_{Ω_+} and X_{Ω_-} be convex toric domains, and let $\varphi : X_{\Omega_-} \rightarrow \text{int}(X_{\Omega_+})$ be a symplectic embedding. Let L, X_+, X_-, W be as above. Let J be any cobordism-admissible almost complex structure on \overline{W} . Let α_+ and α_- be convex generators with $\mathcal{A}(\alpha_+) < L$. Suppose there exists a holomorphic current $\mathcal{C} \in \mathcal{M}^J(\alpha_+, \alpha_-)$.*

- (a) *If there exists a J -holomorphic curve $C_1 \in \mathcal{M}^J(e_{1,0}, e_{1,0})$, then $y(\alpha_+) \geq y(\alpha_-)$.*
- (b) *If there exists a J -holomorphic curve $C_2 \in \mathcal{M}^J(e_{0,1}, e_{0,1})$, then $x(\alpha_+) \geq x(\alpha_-)$.*

Proof. We follow the proof of [25, Lem. 5.1] with minor modifications.

We first prove assertion (a). We can assume without loss of generality that \mathcal{C} consists of a single somewhere injective curve C which is distinct from C_1 . Let $s_+ \gg 0$ and let

$$\eta_+ = C \cap (\{s_+\} \times \partial X_+).$$

By standard results on asymptotics of holomorphic curves, see e.g. [38, Cor. 2.5, 2.6], if s_+ is sufficiently large then η_+ is cut out transversely and disjoint from the Reeb orbits in α_+ . Likewise,

let $s_- \ll 0$ and let $\eta_- = C \cap (\{s_-\} \times \partial X_-)$; if $|s_-|$ is sufficiently large then η_- is cut out transversely and disjoint from the Reeb orbits in α_- .

Now observe that

$$\ell(\eta_+, e_{1,0}) - \ell(\eta_-, e_{1,0}) = \#(C \cap C_1) \geq 0. \quad (2.34)$$

Here ‘ $\#$ ’ denotes the algebraic intersection number. The equality on the left holds by the definition of linking number, and the inequality on the right holds by intersection positivity for J -holomorphic curves.

To start to analyze the left hand side of (2.34), we can write

$$\eta_+ = \coprod_{(\gamma, m) \in \alpha_+} \eta_\gamma^+$$

where η_γ^+ is a link in a tubular neighborhood of γ which, in this tubular neighborhood, is homologous to $m\gamma$. By the definition of linking number, we have

$$\ell(\eta_+, e_{1,0}) = \sum_{(\gamma, m) \in \alpha_+} \ell(\eta_\gamma^+, e_{1,0}).$$

If $(a, b) \neq (1, 0)$ and $\gamma = e_{a,b}$ or $\gamma = h_{a,b}$, then it follows from equation (2.17) that

$$\ell(\eta_\gamma^+, e_{1,0}) = mb.$$

If $\gamma = e_{1,0}$, then it follows from the winding number bounds from [19, §3], which are reviewed in our notation in [23, Lem. 5.3(b)], that

$$\ell(\eta_{e_{1,0}}^+, e_{1,0}) \leq 0.$$

Combining the above three lines, we conclude that

$$\ell(\eta_+, e_{1,0}) \leq y(\alpha_+). \quad (2.35)$$

A similar calculation shows that

$$\ell(\eta_-, e_{1,0}) \geq y(\alpha_-). \quad (2.36)$$

(In fact, if $e_{1,0}$ appears in α_- , then the inequality (2.36) is strict.) Combining (2.34), (2.35), and (2.36) completes the proof of (a). Assertion (b) is proved by the same argument. \square

3 Proofs of the main theorems

We now prove the main results. Theorems 1.10, 1.13, 1.17, and 1.19 are proved in §3.2, and Theorem 1.18 is proved in §3.3.

3.1 Preliminary lemmas

We begin with a lemma concerning the following geometric setup. Let X_{Ω_-} and X_{Ω_+} be convex toric domains, and suppose there exists a symplectic embedding

$$\varphi : X_{\Omega_-} \longrightarrow \text{int}(X_{\Omega_+}).$$

Let

$$L > \max(a(\Omega_-), a(\Omega_+), b(\Omega_-), b(\Omega_+))$$

and let $X_- \subset X_{\Omega_-}$ and $X_+ \supset X_{\Omega_+}$ be L -nice approximations provided by Lemma 2.14. Write $Y_{\pm} = \partial X_{\pm}$ and let λ_{\pm} denote the induced contact form on Y_{\pm} . By Lemma 2.14, ECH generators in Y_- or Y_+ with symplectic action less than L can be identified with convex generators with Ω_- -action or Ω_+ -action less than L , respectively, via the bijection ι , and we omit ι from the notation. Let W be the symplectic cobordism from (Y_+, λ_+) to (Y_-, λ_-) given by $X_+ \setminus \varphi(\text{int}(X_-))$ as in §2.4. Let J be a cobordism-admissible almost complex structure on \overline{W} as in Definition 2.24.

Lemma 3.1. *Let $a, b \geq 0$ be relatively prime nonnegative integers, not both zero, and assume that $L > \mathcal{A}_{\Omega_+}(e_{a,b})$. Suppose there exist J -holomorphic curves $C_1 \in \mathcal{M}^J(e_{1,0}, e_{1,0})$ and $C_2 \in \mathcal{M}^J(e_{0,1}, e_{0,1})$. Let Λ be an ECH generator in Y_- with $\widehat{I}(\Lambda) = \widehat{I}(e_{a,b})$. Suppose there exists a J -holomorphic current $\mathcal{C} \in \mathcal{M}^J(e_{a,b}, \Lambda)$. Then $\Lambda = e_{a,b}$.*

Proof. Since $e_{a,b}$ is a simple Reeb orbit, the current \mathcal{C} consists of a single somewhere injective curve C with multiplicity one¹¹. It then follows from the J_0 bound (2.6), equation (2.27), and Remark 2.15 that

$$\widehat{J}_0(e_{a,b}) - \widehat{J}_0(\Lambda) \geq 2g(C) - 1 + e(\Lambda) + h(\Lambda). \quad (3.1)$$

Since $\widehat{I}(\Lambda) = \widehat{I}(e_{a,b})$, it follows from equation (2.23) that

$$\widehat{J}_0(e_{a,b}) - \widehat{J}_0(\Lambda) = 2(x(\Lambda) - a + y(\Lambda) - b) + e(\Lambda) - 1. \quad (3.2)$$

By Lemma 2.28, we have

$$x(\Lambda) \leq a \quad (3.3)$$

and

$$y(\Lambda) \leq b. \quad (3.4)$$

Combining (3.1), (3.2), (3.3), and (3.4), we obtain

$$2g(C) + h(\Lambda) \leq 0,$$

with equality only if $x(\Lambda) = a$ and $y(\Lambda) = b$. We conclude that

$$g(C) = 0, \quad h(\Lambda) = 0, \quad x(\Lambda) = a, \quad y(\Lambda) = b.$$

Since $\widehat{I}(\Lambda) = \widehat{I}(e_{a,b})$, the index formulas (2.22) and (2.26) imply that

$$\widehat{\mathcal{L}}(\Lambda) = \widehat{\mathcal{L}}(e_{a,b}).$$

Since the path underlying Λ is convex and has the same endpoints as the line segment corresponding to $e_{a,b}$, it follows that $\Lambda = e_{a,b}$. (We also get that C is a cylinder, although we do not need this.) \square

Proposition 3.2. *Let X_{Ω} be a convex toric domain and let $a, b \geq 0$ be relatively prime nonnegative integers. Let X be an L -nice perturbation of X_{Ω} where L is large with respect to a, b , and Ω . Let $Y = \partial X$ and let λ denote the induced contact form on Y . Let J_- be a generic λ -compatible almost complex structure on $\mathbb{R} \times Y$. Then $e_{a,b}$ is a cycle in $(ECC_*^L(Y, \lambda), \partial_{J_-})$ which represents a nonzero homology class in $ECH_*(Y, \lambda)$.*

¹¹Since the symplectic form on W is exact, every nonconstant J -holomorphic curve in \overline{W} must have at least one positive end, as in Remark 2.26.

Proof. We proceed in four steps.

Step 1: We first prove the proposition in the special case where $a, b > 0$ and X_Ω is the ellipsoid $E(ac, bc)$ where $c > 0$ is a positive real number.

By [24, Lem. 2.1(a)], $e_{a,b}$ is “minimal” for $E(ac, bc)$ in the sense of [24, Def. 1.15]. Minimality means that $e_{a,b}$ uniquely minimizes Ω -action among all convex generators with the same ECH index as $e_{a,b}$ and with all edges labeled ‘ e ’. The proposition in this case now follows from [24, Lem. 5.5].

Step 2: We now set up the proof of the proposition in the general case where $a, b > 0$.

Let $c > 0$ be a positive real number which is sufficiently large that $X_\Omega \subset \text{int}(E(ac, bc))$. Let $X_- \subset X_\Omega$ and $X_+ \supset E(ac, bc)$ be L -nice perturbations of X_Ω and $E(ac, bc)$ respectively, where L is large with respect to a, b, c , and Ω . Let Y_\pm and W be as in the statement of Lemma 3.1. Let J be a cobordism-admissible almost complex structure on \overline{W} which restricts to J_- on $(-\infty, 0] \times Y_-$, and let J_+ denote the restriction of J to $[0, \infty) \times Y_+$.

Define a surface $C_1 \subset \overline{W}$ to be the union of $W \cap (\mathbb{C} \times \{0\})$ with the “trivial half-cylinders” $(-\infty, 0] \times e_{1,0}$ in $(-\infty, 0] \times Y_-$ and $[0, \infty) \times e_{1,0}$ in $[0, \infty) \times Y_+$. Likewise, define $C_2 \subset \overline{W}$ to be the union of $W \cap (\{0\} \times \mathbb{C})$ with the trivial half-cylinders over $e_{0,1}$ in $(-\infty, 0] \times Y_-$ and $[0, \infty) \times Y_+$. By the definition of λ_\pm -compatible almost complex structure, C_1 and C_2 are necessarily J -holomorphic in $(-\infty, 0] \times Y_-$ and $[0, \infty) \times Y_+$. We can choose J so that C_1 and C_2 are J -holomorphic in W as well.

Next, perturb J to be generic as needed for Lemma 2.27. By standard automatic transversality arguments, the holomorphic cylinders C_1 and C_2 persist under a sufficiently small perturbation. (See [41] for a general treatment of automatic transversality, and [27, Lem. 4.1] for a simple special case which is sufficient for the present situation.) We use the same notation J, C_1 , and C_2 for the new almost complex structure and holomorphic cylinders.

Step 3. We now complete the proof of the proposition in the general case where $a, b > 0$.

Let

$$\phi : (ECC_*^L(Y_+, \lambda_+), J_+) \longrightarrow (ECC_*^L(Y_-, \lambda_-), J_-)$$

be a chain map as provided by Proposition 2.25(c). Since $e_{a,b}$ is a cycle representing a nontrivial homology class in $ECH(Y_+, \lambda_+)$ by Step 1, it follows from Proposition 2.25(a),(b) that

$$\phi(e_{a,b}) \in ECC_*^L(Y_-, \lambda_-)$$

is a cycle representing a nontrivial homology class in $ECH(Y_-, \lambda_-)$.

Let Λ be an ECH generator for (Y_-, λ_-) , and suppose that $\langle \phi(e_{a,b}), \Lambda \rangle \neq 0$. By Lemma 2.27(b), there exists a J -holomorphic current $\mathcal{C} \in \mathcal{M}^J(e_{a,b}, \Lambda)$. By Lemma 3.1, we have $\Lambda = e_{a,b}$.

It follows from the previous paragraph that $\phi(e_{a,b})$ equals either $e_{a,b}$ or zero. But we know that $\phi(e_{a,b})$ represents a nontrivial homology class in $ECH(Y_-, \lambda_-)$, so we must have $\phi(e_{a,b}) = e_{a,b}$.

Step 4. It remains to prove that $e_{1,0}$ and $e_{0,1}$ are cycles which represent the nonzero homology class in $ECH_2(Y, \lambda)$.

We will restrict attention to $e_{1,0}$, as the proof for $e_{0,1}$ follows by a symmetric argument. As in Step 1, the claim holds if $X_\Omega = E(c, bc)$ where $b > 1$ and $c > 0$. The claim for general X_Ω then follows by repeating Steps 2 and 3. \square

Remark 3.3. For suitable almost complex structures J_- , Proposition 3.2 would also follow from the combinatorial formula for the ECH differential¹² in [24, Conj. A.3], together with algebraic calculations as in [29, Prop. 5.9].

¹²A combinatorial formula for the ECH differential on a different (not L -nice) perturbation of the ellipsoid $E(a, b)$ is computed in [33].

Lemma 3.4. *Under the assumptions of Lemma 3.1, let*

$$\phi : (ECC(Y_+, \lambda_+), \partial_{J_+}) \longrightarrow (ECC(Y_-, \lambda_-), \partial_{J_-})$$

be a chain map as provided by Proposition 2.25(c). Then

$$\phi(e_{a,b}) = e_{a,b}.$$

Proof. By Proposition 3.2, $e_{a,b}$ is a cycle in the chain complex $(ECC(Y_+, \lambda_+, \partial_{J_+}))$ representing a nontrivial element of $ECH(Y_+, \lambda_+)$. We now repeat Step 3 of the proof of Proposition 3.2 to conclude that $\phi(e_{a,b}) = e_{a,b}$. \square

3.2 Results for convex toric domains

Proof of Theorem 1.10. The “if” part of the theorem follows from Remark 1.9, so we just need to prove the “only if” part. Assume that $a > 1$ and that there exists an anchored symplectic embedding

$$(\varphi, \Sigma) : (P(a, 1), e_{1,0}) \longrightarrow (B^4(c), e_{1,0}).$$

We need to show that $c > a + 1$. By straightening Σ near the boundary (see below), we can find an anchored symplectic embedding into $(B^4(c - \varepsilon), e_{1,0})$ for some $\varepsilon > 0$. Thus it is enough to show that $c \geq a + 1$.

Fix $L \gg a, c$. Let $X_- \subset P(a, 1)$ and $X_+ \supset B^4(c)$ be L -nice approximations, and let W be the resulting cobordism from (Y_+, λ_+) to (Y_-, λ_-) as at the beginning of §3.2.

Note that the anchor Σ is necessarily transverse to $\partial P(a, 1)$ and $\partial B^4(c)$. We can then perform a symplectic isotopy to straighten Σ near the boundary. Using the fourth bullet point in Lemma 2.5, we can then construct an embedded symplectic surface C_1 in \overline{W} such that

$$\begin{aligned} C_1 \cap ((-\infty, 0] \times Y_-) &= (-\infty, 0] \times e_{1,0}, \\ C_1 \cap ([0, \infty) \times Y_+) &= [0, \infty) \times e_{1,0}. \end{aligned}$$

As in the proof of Proposition 3.2, Step 2, we can choose a generic cobordism-admissible almost complex structure J on \overline{W} such that a perturbation of C_1 , which we still denote by C_1 , is J -holomorphic. Let

$$\phi : (ECC(Y_+, \lambda_+), \partial_{J_+}) \longrightarrow (ECC(Y_-, \lambda_-), \partial_{J_-})$$

be a chain map as provided by Proposition 2.25(c).

By Proposition 3.2, $e_{1,1}$ is a cycle in $(ECC(Y_+, \lambda_+), \partial_{J_+})$ which represents the nonzero class in $ECH_4(Y_+, \lambda_+)$. Then $\phi(e_{1,1})$ represents the nontrivial class in $ECH_4(Y_-, \lambda_-)$. In particular, $\phi(e_{1,1}) \neq 0$. The only ECH generators in Y_- with ECH index 4 are $e_{1,0}^2$, $e_{1,1}$, and $e_{0,2}^2$, so at least one of these must appear in $\phi(e_{1,1})$.

We must have $\langle \phi e_{1,1}, e_{0,1}^2 \rangle = 0$ as in (3.4). Therefore $e_{1,0}^2$ or $e_{1,1}$ appears in $\phi(e_{1,1})$.

By Remark 2.26, the chain map ϕ respects the symplectic action filtration. Recall from (2.25) that the actions of convex generators are approximated by the Ω -action in Definition 2.10. In particular, we compute that

$$\mathcal{A}_{B^4(c)}(e_{1,1}) = c$$

and

$$\mathcal{A}_{P(a,1)}(e_{1,0}^2) = 2a, \quad \mathcal{A}_{P(a,1)}(e_{1,1}) = a + 1.$$

Therefore, by (2.25) and Remark 2.26, we have

$$c + 2L^{-1} > \min(2a, a + 1) = a + 1.$$

Since L can be chosen arbitrarily large, we conclude that $c \geq a + 1$. \square

Lemma 3.5. *Let X_{Ω_-} and X_{Ω_+} be convex toric domains in \mathbb{R}^4 . Suppose that for every pair of positive relatively prime integers $a, b > 0$, we have*

$$\mathcal{A}_{\Omega_-}(e_{a,b}) \leq \mathcal{A}_{\Omega_+}(e_{a,b}). \quad (3.5)$$

Then $\Omega_- \subset \Omega_+$.

Proof. If X_{Ω} is a convex toric domain and $a, b > 0$ are relatively prime positive integers, let $\Omega^{a,b} \subset \mathbb{R}^2$ denote the closed half-space to the lower left of the tangent line to $\partial_+ \Omega$ with slope $-b/a$. Then

$$\Omega = \mathbb{R}_{\geq 0}^2 \cap \bigcap_{a,b} \Omega^{a,b} \quad (3.6)$$

where the intersection is over pairs (a, b) of relatively prime positive integers. By Definition 2.10, the hypothesis (3.5) is equivalent to the statement that

$$\Omega_-^{a,b} \subset \Omega_+^{a,b}. \quad (3.7)$$

It follows from (3.6) and (3.7) that $\Omega_- \subset \Omega_+$. \square

Proof of Theorem 1.17. Suppose there exists a 2-anchored symplectic embedding

$$(\varphi, \Sigma_1, \Sigma_2) : (X_{\Omega_-}, e_{1,0}, e_{0,1}) \longrightarrow (X_{\Omega_+}, e_{1,0}, e_{0,1}).$$

We need to show that $\Omega_- \subset \Omega_+$. By Lemma 3.5, it is enough to show that if $a, b > 0$ are relatively prime positive integers, then the action inequality (3.5) holds.

Fix $L \gg a, b$. Let X_{\pm}, Y_{\pm} , and W be as in Lemma 3.1. As in the proof of Theorem 1.10, from the anchors we can construct disjoint embedded symplectic cylinders C_1, C_2 in \overline{W} , such that

$$\begin{aligned} C_1 \cap ((-\infty, 0] \times Y_-) &= (-\infty, 0] \times e_{1,0}, \\ C_1 \cap ([0, \infty) \times Y_+) &= [0, \infty) \times e_{1,0}, \\ C_2 \cap ((-\infty, 0] \times Y_-) &= (-\infty, 0] \times e_{0,1}, \\ C_2 \cap ([0, \infty) \times Y_+) &= [0, \infty) \times e_{0,1}. \end{aligned}$$

As in the proof of Proposition 3.2, Step 3, we can choose a generic cobordism-admissible almost complex structure J on \overline{W} so that perturbations of C_1 and C_2 , which we still denote by C_1 and C_2 , are J -holomorphic. In particular, $C_1 \in \mathcal{M}^J(e_{1,0}, e_{1,0})$, and $C_2 \in \mathcal{M}^J(e_{0,1}, e_{0,1})$.

Now let

$$\phi : ECC(Y_+, \lambda_+, J_+) \longrightarrow ECC(Y_-, \lambda_-, J_-)$$

be a chain map as provided by Proposition 2.25(c). By Lemma 3.4, we have

$$\phi(e_{a,b}) = e_{a,b}.$$

By (2.25) and Remark 2.26, we have

$$\mathcal{A}_{X_-}(e_{a,b}) < \mathcal{A}_{X_+}(e_{a,b}) + 2L^{-1}.$$

Since L can be chosen arbitrarily large, the desired inequality (3.5) follows. \square

Proof of Theorem 1.13. This is a slight variation on the proof of Theorem 1.17. Suppose there exists an anchored symplectic embedding

$$(\varphi, \Sigma) : (X_{\Omega_-}, e_{1,0}) \longrightarrow (X_{\Omega_+}, e_{1,0}).$$

Suppose also that $a(\Omega_-) > b(\Omega_+)$, or equivalently

$$\mathcal{A}_{\Omega_-}(e_{1,0}) > \mathcal{A}_{\Omega_+}(e_{0,1}). \quad (3.8)$$

We need to show that $\Omega_- \subset \Omega_+$. By Lemma 3.5, it is enough to show that if $a, b > 0$ are relatively prime positive integers, then the inequality (3.5) holds.

To prove (3.5), let $L \gg a, b$, and let X_{\pm}, Y_{\pm} , and W be as in the statement of Lemma 3.1. From the anchor we can construct an embedded symplectic surface C_1 in \overline{W} such that

$$\begin{aligned} C_1 \cap ((-\infty, 0] \times Y_-) &= (-\infty, 0] \times e_{1,0}, \\ C_1 \cap ([0, \infty) \times Y_+) &= [0, \infty) \times e_{1,0}. \end{aligned}$$

We can choose a generic cobordism-admissible almost complex structure J on \overline{W} so that a perturbation of C_1 , which we still denote by C_1 , is J -holomorphic. In particular, $C_1 \in \mathcal{M}^J(e_{1,0}, e_{1,0})$.

Now let

$$\phi : ECC(Y_+, \lambda_+, J_+) \longrightarrow ECC(Y_-, \lambda_-, J_-)$$

be a chain map as provided by Proposition 2.25. We know from Proposition 3.2 that $e_{0,1}$ is a cycle in $(ECC(Y_+, \lambda), \partial_{J_+})$ which represents the nonzero class in $ECH_2(Y_+, \lambda_+)$. Then $\phi(e_{0,1})$ is a cycle in $(ECC(Y_-, \lambda_-), \partial_{J_-})$ which represents the nonzero class in $ECH_2(Y_-, \lambda_-)$. The only possibilities are either $\phi(e_{0,1}) = e_{0,1}$ or $\phi(e_{0,1}) = \phi(e_{1,0})$. If L is chosen sufficiently large, then the latter possibility is ruled out by the action hypothesis (3.8), so $\phi(e_{0,1}) = e_{0,1}$.

By Lemma 2.27(b), there exists a J -holomorphic curve $C_2 \in \mathcal{M}^J(e_{0,1}, e_{0,1})$. Given the J -holomorphic curves C_1 and C_2 , we now complete the proof as in the last paragraph of the proof of Theorem 1.17. \square

Proof of Theorem 1.19. By Remark 1.20, we just need to prove the “only if” part of the theorem. Suppose there exists a symplectic surface $\Sigma \subset X_{\Omega'}$ with

$$\partial \Sigma = e_{0,1}(X_{\Omega'}) - e_{1,0}(X_{\Omega}).$$

We need to prove the inequality (1.4). As in the proof of Theorem 1.10, it is sufficient to prove the non-strict version of this inequality. In the notation of Definition 2.10, this inequality is equivalent to

$$\mathcal{A}_{\Omega'}(e_{0,1}) \geq \mathcal{A}_{\Omega}(h_{1,1}). \quad (3.9)$$

Choose $L > \mathcal{A}_{\Omega'}(e_{0,1})$. By Lemma 2.14, we can choose L -nice approximations $X_- \subset X_{\Omega}$ and $X_+ \subset X_{\Omega'}$ with $X_- \subset X_+$. Let W be the symplectic cobordism at the beginning of §3.2.

As in the proof of Theorem 1.10, from the surface Σ we can construct a surface C_1 in \overline{W} , and we can choose a cobordism-admissible almost complex structure J_1 on \overline{W} , such that $C_1 \in \mathcal{M}^{J_1}(e_{0,1}, e_{1,0})$. By the relative adjunction formula (e.g. as packaged by the J_0 index), C_1 must be a cylinder. Then, as in the proof of Proposition 3.2, the curve C_1 satisfies automatic transversality.

Likewise, as in the proof of Proposition 3.2, from the surface $W \cap (\{0\} \times \mathbb{C})$ we can construct a surface $C_2 \in \overline{W}$, and we can choose a cobordism-admissible almost complex structure J_2 on \overline{W} , such that $C_2 \in \mathcal{M}^{J_2}(e_{0,1}, e_{0,1})$.

By Lemma 2.28(b), we have $\mathcal{M}^{J_2}(e_{0,1}, e_{1,0}) = \emptyset$.

Let $\{J_\tau\}_{1 \leq \tau \leq 2}$ be a generic one-parameter family of cobordism-admissible almost complex structures on \overline{W} interpolating between J_1 and J_2 above. Since $\mathcal{M}^{J_1}(e_{0,1}, e_{1,0})$ is nonempty, and since automatic transversality holds for the moduli spaces $\mathcal{M}^{J_\tau}(e_{0,1}, e_{1,0})$, some breaking must occur for $\tau \in (1, 2)$. That is, there exists $\tau \in (1, 2)$ and a broken holomorphic current

$$(\mathcal{C}_{N_-}, \dots, \mathcal{C}_{N_+}) \in \overline{\mathcal{M}^{J_\tau}}(e_{0,1}, e_{1,0})$$

as in §2.4 with $N_+ > N_-$.

We claim that $N_+ = 0$. Suppose to the contrary that $N_+ > 0$. Let J_τ^+ denote the almost complex structure on $\mathbb{R} \times \partial X_+$ determined by the restriction of J_τ to $[0, \infty) \times \partial X_+$. Then \mathcal{C}_{N_+} is a somewhere-injective holomorphic curve in $\mathcal{M}^{J_\tau^+}(e_{0,1}, \alpha)$, and it follows from the ECH index inequality in [20, Thm. 4.15] (see also the exposition in [23, §3.4]) that $I(\alpha) \leq 2$. The only possibility is that $\alpha = e_{1,0}$. But such a holomorphic curve cannot exist by automatic transversality as in the proof of Proposition 3.2, Step 2.

Since $N_+ = 0$, it follows that \mathcal{C}_0 is a somewhere injective curve in $\mathcal{M}^{J_\tau}(e_{0,1}, \alpha)$, and by the ECH index inequality (loc. cit.) we have $I(\alpha) \leq 3$. The only possibility is that $\alpha = h_{1,1}$. Then by (2.25) and Remark 2.26, we have

$$\mathcal{A}_{\Omega_+}(e_{0,1}) \geq \mathcal{A}_{\Omega_-}(h_{1,1}) - 2L^{-1}.$$

Since we can choose L arbitrarily large, this implies the desired inequality (3.9). \square

3.3 Results for concave toric domains

To finish up, we now prove Theorem 1.18 on 2-anchored symplectic embeddings of concave toric domains. The proof is very similar, and in some sense “dual”, to the proof of Theorem 1.17 for convex toric domains.

Similarly to the beginning of §3.2, let X_{Ω_-} and X_{Ω_+} be concave toric domains, and suppose there exists a symplectic embedding $\varphi : X_{\Omega_-} \rightarrow \text{int}(X_{\Omega_+})$. Let $L > \max(a(\Omega_-), a(\Omega_+), b(\Omega_-), b(\Omega_+))$ and let $X_- \subset X_{\Omega_-}$ and $X_+ \supset X_{\Omega_+}$ be L -nice approximations provided by Lemma 2.20. Assume also that the Reeb orbits $e_{1,0}$ and $e_{0,1}$ in X_- and X_+ all have the same (large) rotation number (we will need this for automatic transversality below). Write $Y_\pm = \partial X_\pm$ and let λ_\pm denote the induced contact form on Y_\pm . By Lemma 2.20, ECH generators in Y_- or Y_+ with symplectic action and ECH index less than L can be identified with concave generators with combinatorial ECH index and Ω_- -action or Ω_+ -action less than L , respectively, via the bijection ι , and we omit ι from the notation. Let W be the symplectic cobordism from (Y_+, λ_+) to (Y_-, λ_-) given by $X_+ \setminus \varphi(\text{int}(X_-))$ as in §2.4. Let J be a cobordism-admissible almost complex structure on \overline{W} as in Definition 2.24.

Lemma 3.6. *Let $a, b > 0$ be relatively prime positive integers, and let Λ be a concave generator with $\check{I}(\Lambda) = \check{I}(e_{a,b})$. Assume that $L > \mathcal{A}_{\Omega_+}(\Lambda)$. Suppose there exist J -holomorphic cylinders $C_1 \in \mathcal{M}^J(e_{1,0}, e_{1,0})$ and $C_2 \in \mathcal{M}^J(e_{0,1}, e_{0,1})$ and a J -holomorphic current $\mathcal{C} \in \mathcal{M}^J(\Lambda, e_{a,b})$. Then $\Lambda = e_{a,b}$.*

Proof. To start, we claim that \mathcal{C} consists of a single somewhere injective curve C with multiplicity 1. To prove this, let $C_0 \in \mathcal{M}^J(\Lambda_0, e_{a,b})$ denote the component of \mathcal{C} with a negative end asymptotic to $e_{a,b}$, and write $\mathcal{C}_1 = \mathcal{C} - C_0 \in \mathcal{M}^J(\Lambda_1, \emptyset)$. Thus $\Lambda = \Lambda_0 \Lambda_1$. We need to show that $\mathcal{C}_1 = 0$. If not, then $\Lambda_1 \neq \emptyset$. It then follows using the index formula (2.28) that $\check{I}(\Lambda_0) < \check{I}(\Lambda) = \check{I}(e_{a,b})$. Then the existence of C contradicts Lemma 2.27(a).

It follows from the J_0 bound (2.6), equation (2.30), and Remark 2.15 that

$$\check{J}_0(\Lambda) - \check{J}_0(e_{a,b}) \geq 2g(C) - 1 + e(\Lambda) + h(\Lambda). \quad (3.10)$$

Since $\check{I}(\Lambda) = \check{I}(e_{a,b})$, it follows from equation (2.29) that

$$\check{J}_0(\Lambda) - \check{J}_0(e_{a,b}) = 2(a - x(\Lambda) + b - y(\Lambda)) + e(\Lambda) - 1. \quad (3.11)$$

Since C has positive intersections with C_2 , as in Lemma 2.28 we have

$$x(\Lambda) \geq a. \quad (3.12)$$

(This is simpler than the convex case in Lemma 2.28 because C does not have any ends asymptotic to $e_{0,1}$.) Likewise, since C has positive intersections with C_1 , we have

$$y(\Lambda) \geq b. \quad (3.13)$$

Combining (3.10), (3.11), (3.12), and (3.13), we obtain

$$2g(C) + h(\Lambda) \leq 0,$$

with equality only if $x(\Lambda) = a$ and $y(\Lambda) = b$. The rest of the argument proceeds as in the proof of Lemma 3.1. \square

Proposition 3.7. *Let X_Ω be a concave toric domain and let $a, b > 0$ be positive integers. Let X be an L -nice perturbation of X_Ω where L is large with respect to a, b , and Ω . Let $Y = \partial X$ and let λ denote the induced contact form on Y . Let J_+ be a generic λ -compatible almost complex structure on $\mathbb{R} \times Y$. Let x be a cycle in $(ECC^L(Y, \lambda), J_+)$ representing the nonzero class in $ECH_*(Y, \lambda)$ with grading $\check{I}(e_{a,b})$. Then $e_{a,b}$ is a summand in x .*

Proof. We first prove the proposition when X_Ω is an ellipsoid $E(ac, bc)$ for $c > 0$. In this case, similarly to [24, Lem. 2.1(a)], $e_{a,b}$ is ‘‘maximal’’ in the sense that it uniquely maximizes Ω -action among all concave generators with the same ECH index as $e_{a,b}$ and with all edges labeled ‘ e ’. The proposition then follows similarly¹³ to [24, Lem. 5.5].

To prove the proposition for a general concave toric domain X_Ω , choose $c > 0$ sufficiently small so that $E(ac, bc) \subset \text{int}(X_\Omega)$. Let $X_- \subset E(ac, bc)$ and $X_+ \supset X_\Omega$ be L -nice perturbations, where L is large with respect to a, b , and Ω . Let Y_\pm and W be as in the statement of Lemma 3.6. Let J be a cobordism-admissible almost complex structure on \overline{W} which restricts to J_+ on $[0, \infty) \times Y_+$, and let J_- denote the restriction of J to $(\infty, 0] \times Y_-$.

As in Step 2 of the proof of Proposition 3.2, we can choose J to be generic as needed for Lemma 2.27 and so that there exist J -holomorphic cylinders $C_1 \in \mathcal{M}^J(e_{1,0}, e_{1,0})$ and $C_2 \in \mathcal{M}^J(e_{0,1}, e_{0,1})$.

Let

$$\phi : (ECC_*^L(Y_+, \lambda_+), J_+) \longrightarrow (ECC_*^L(Y_-, \lambda_-), J_-)$$

be a chain map as provided by Proposition 2.25(c). By Proposition 2.25(a),(b), $\phi(x)$ is a cycle representing the nonzero generator in $ECH(Y_-, \lambda_-)$ with grading $\check{I}(e_{a,b})$. By the ellipsoid case, $e_{a,b}$ is a summand in $\phi(x)$. Therefore x contains a summand Λ with $\langle \phi(\Lambda), e_{a,b} \rangle \neq 0$. By Lemma 2.27(b), there exists a J -holomorphic current $\mathcal{C} \in \mathcal{M}^J(\Lambda, e_{a,b})$. By Lemma 3.6, $\Lambda = e_{a,b}$. \square

¹³The proof of [24, Lem. 5.5], which applies to convex toric domains, uses the formula for the ECH capacities of convex toric domains in [24, Lem. 5.6]. In the present situation we instead need to use the formula for the ECH capacities of concave toric domains in [4, Thm. 1.21].

Remark 3.8. For suitable J_+ , Proposition 3.7 can also be deduced from the formula for the ECH differential in [40, Prop. 3.3], together with some algebraic calculations similar to [29].

Lemma 3.9. *Under the assumptions of Lemma 3.6, let*

$$\phi : (ECC(Y_+, \lambda_+), \partial_{J_+}) \longrightarrow (ECC(Y_-, \lambda_-), \partial_{J_-})$$

be a chain map as provided by Proposition 2.25(c). Then

$$\langle \phi(e_{a,b}), e_{a,b} \rangle \neq 0.$$

Proof. Let x be a cycle in $(ECC(Y_+, \lambda_+), \partial_{J_+})$ representing the nonzero homology class of grading $\check{I}(e_{a,b})$. It follows from Proposition 2.25(a),(b) that $\phi(x)$ is a cycle representing the nonzero class in $ECH(Y_-, \lambda_-)$ of the same grading. We know from Proposition 3.7 that $e_{a,b}$ is a summand in $\phi(x)$. Therefore there is a summand Λ in x with $\langle \phi(\Lambda), e_{a,b} \rangle \neq 0$. It follows from Lemma 2.27(b) and Lemma 3.6 that $\Lambda = e_{a,b}$. \square

Lemma 3.10. *Let X_{Ω_-} and X_{Ω_+} be concave toric domains in \mathbb{R}^4 . Suppose that for every pair of positive relatively prime integers $a, b > 0$, we have*

$$A_{\Omega_-}(e_{a,b}) \leq A_{\Omega_+}(e_{a,b}). \tag{3.14}$$

Then $\Omega_- \subset \Omega_+$.

Proof. This is a slight modification of the proof of Lemma 3.5. \square

Proof of Theorem 1.18. Suppose there exists a 2-anchored symplectic embedding

$$(\varphi, \Sigma_1, \Sigma_2) : (X_{\Omega_-}, \gamma_1, \gamma_2) \longrightarrow (X_{\Omega_+}, \gamma_1, \gamma_2).$$

We need to show that $\Omega_1 \subset \Omega_2$. By Lemma 3.10, it is enough to show that if $a, b > 0$ are relatively prime positive integers, then the action inequality (3.14) holds. This follows from Lemma 3.9 by the same argument as in the proof of Theorem 1.17. \square

References

- [1] F. Bourgeois, *A Morse-Bott approach to contact homology*, in *Symplectic and Contact Topology: Interactions and Perspectives*, Fields Institute Communications **35** (2003), 55–77.
- [2] L. Buhovsky and E. Opshtein, *Some quantitative results in C^0 symplectic geometry*, *Invent. Math.* **205** (2016), 1–56.
- [3] K. Choi, *Combinatorial embedded contact homology for toric contact manifolds*, arXiv:1608.07988.
- [4] K. Choi, D. Cristofaro-Gardiner, D. Frenkel, M. Hutchings, and V.G.B. Ramos, *Symplectic embeddings into four-dimensional concave toric domains*, *J. Topol.* **7** (2014), 1054–1076.
- [5] K. Christianson and J. Nelson, *Symplectic embeddings of 4-dimensional polydisks into balls*, *Alg. Geom. Topol.* **18** (2018), 2151–2178.

- [6] K. Cieliebak, H. Hofer, J. Latschev, and F. Schlenk, *Quantitative symplectic geometry*, Math. Sci. Res. Inst. Publ. **54** (2007), 1–44.
- [7] D. Cristofaro-Gardiner, *Symplectic embeddings from concave toric domains into convex ones*, J. Diff. Geom. **112** (2019), 199–232.
- [8] D. Cristofaro-Gardiner, T.S. Holm. A. Mandini, and A.R. Pires, *On infinite staircases in toric symplectic four-manifolds*, arXiv:2004.13062.
- [9] I. Datta, *Lagrangian cobordisms between enriched knot diagrams*, J. Symplectic Geom. **21** (2023), 159–234.
- [10] G. Dimitroglou Rizell and M. Sullivan, *An energy-capacity inequality for Legendrian submanifolds*, J. Topol. Anal. **12** (2020), 547–623.
- [11] Y. Eliashberg and N. Mishachev, *Introduction to the h-principle*, Graduate Studies in Mathematics **48**, American Mathematical Society (2002).
- [12] J. Etnyre and M. Golla, *Symplectic hats*, J. Topology **15** (2022), 2216–2269.
- [13] M. Gromov, *Pseudoholomorphic curves in symplectic manifolds*, Invent. Math. **82** (1985), 307–347.
- [14] J. Gutt and M. Hutchings, *Symplectic capacities from positive S^1 -equivariant symplectic homology*, Alg. Geom. Topol. **18** (2018), 3537–3600.
- [15] J. Gutt, M. Hutchings, and V. Ramos, *Examples around the strong Viterbo conjecture*, J. Fixed Point Theory and Applications **24** (2022), Paper No. 41.
- [16] P. Haim-Kislev, R. Hind, and Y. Ostrover, *On the existence of symplectic barriers*, Selecta Math. **30.4** (2024), 1–11.
- [17] P. Haim-Kislev, R. Hind, and Y. Ostrover, *Quantitative results on symplectic barriers*, arXiv:2404.19396.
- [18] R. Hind and O. Opshtein, *Squeezing Lagrangian tori in dimension 4*, Comment. Math. Helv. **95** (2020), 535–567.
- [19] H. Hofer, K. Wysocki, and E. Zehnder, *Properties of pseudo-holomorphic curves in symplectizations. II. Embedding controls and algebraic invariants*, Geom. Func. Anal. **5** (1995), 270–328.
- [20] M. Hutchings, *The embedded contact homology index revisited*, New perspectives and challenges in symplectic field theory, CRM Proc. Lecture Notes **49** (2009), 263–297.
- [21] M. Hutchings, *Quantitative embedded contact homology*, J. Diff. Geom. **88** (2011), 231–266.
- [22] M. Hutchings, *Recent progress on symplectic embedding problems in four dimensions*, PNAS **108** (2011), 8093–8099.
- [23] M. Hutchings, *Lecture notes on embedded contact homology*, Contact and symplectic topology, Bolyai Math. Stud. **26** (2014), 389–484.

- [24] M. Hutchings, *Beyond ECH capacities*, *Geom. Topol.* **20** (2016), 1085–1126.
- [25] M. Hutchings, *Mean action and the Calabi invariant*, *J. Modern Dynamics* **10** (2016), 511–539.
- [26] M. Hutchings, *An elementary alternative to ECH capacities*, *PNAS* vol. **119**, No. 35, e2203090119 (2022).
- [27] M. Hutchings and J. Nelson, *Cylindrical contact homology for dynamically convex contact forms in three dimensions*, *J. Symplectic Geom.* **14** (2016), 983–1012.
- [28] M. Hutchings and M. Sullivan, *The periodic Floer homology of a Dehn twist*, *Algebr. Geom. Topol.* **5** (2005), 301–354.
- [29] M. Hutchings and M. Sullivan, *Rounding corners of polygons and the embedded contact homology of T^3* , *Geom. Topol.* **10** (2006), 169–266.
- [30] M. Hutchings and C.H. Taubes, *Gluing pseudoholomorphic curves along branched covered cylinders I*, *J. Symplectic Geom.* **5** (2007), 43–137.
- [31] M. Hutchings and C.H. Taubes, *Gluing pseudoholomorphic curves along branched covered cylinders II*, *J. Symplectic Geom.* **7** (2009), 29–133.
- [32] M. Hutchings and C.H. Taubes, *Proof of the Arnold chord conjecture in three dimensions II*, *Geom. Topol.* **17** (2013), 2601–2688.
- [33] J. Nelson and M. Weiler, *Torus knotted Reeb dynamics and the Calabi invariant*, arXiv:2310.18307.
- [34] J. Sabloff and L. Traynor, *Obstructions to the existence and squeezing of Lagrangian cobordisms*, *J. Topol. Anal.* **2** (2010), 203–232.
- [35] J. Sabloff and L. Traynor, *The minimal length of a Lagrangian cobordism between Legendrians*, *Select Math.* **23** (2017), 1419–1448.
- [36] F. Schlenk, *Embedding problems in symplectic geometry*, De Gruyter, 2005.
- [37] F. Schlenk, *Symplectic embedding problems, old and new*, *Bull. Amer. Math. Soc.* **55** (2018), 139–182.
- [38] R. Siefring, *Relative asymptotic behavior of pseudoholomorphic half-cylinders*, *Comm. Pure Appl. Math.* **61** (2008), 1631–1684.
- [39] C. H. Taubes, *Embedded contact homology and Seiberg-Witten Floer cohomology I*, *Geom. Topol.* **14** (2010), 2497–2581.
- [40] J. Trejos, *Symplectic embeddings of toric domains with boundary a lens space*, arXiv:2312.15374.
- [41] C. Wendl, *Automatic transversality and orbifolds of punctured holomorphic curves in dimension four*, *Comment. Math. Helv.* **85** (2010), 347–407.
- [42] Y. Yao, *From cascades to J-holomorphic curves and back*, arXiv:2206.04334.
- [43] Y. Yao, *Computing embedded contact homology in Morse-Bott settings*, arXiv:2211.13876.