

# TrackFormers: In Search of Transformer-Based Particle Tracking for the High-Luminosity LHC Era

SASCHA CARON, High-Energy Physics, Radboud University, The Netherlands and National Institute for Subatomic Physics (Nikhef), The Netherlands

NADEZHDA DOBREVA, Institute for Computing and Information Sciences, Radboud University, The Netherlands

ANTONIO FERRER SÁNCHEZ, Intelligent Data Analysis Laboratory (IDAL), Department of Electronic Engineering, ETSE-UV, University of Valencia, Spain and Valencian Graduate School and Research Network of Artificial Intelligence (ValgrAI), Spain

JOSÉ D. MARTÍN-GUERRERO, Intelligent Data Analysis Laboratory (IDAL), Department of Electronic Engineering, ETSE-UV, University of Valencia, Spain and Valencian Graduate School and Research Network of Artificial Intelligence (ValgrAI), Spain

URAZ ODYURT, Faculty of Engineering Technology, University of Twente, The Netherlands and National Institute for Subatomic Physics (Nikhef), The Netherlands

ROBERTO RUIZ DE AUSTRI BAZAN, Instituto de Física Corpuscular, University of Valencia, Spain

ZEF WOLFFS, Institute of Physics, University of Amsterdam, The Netherlands and National Institute for Subatomic Physics (Nikhef), The Netherlands

YUE ZHAO, SURF, The Netherlands

High-Energy Physics experiments are facing a multi-fold data increase with every new iteration. This is certainly the case for the upcoming High-Luminosity LHC upgrade. Such increased data processing requirements forces revisions to almost every step of the data processing pipeline. One such step in need of an overhaul is the task of particle track reconstruction, a.k.a., *tracking*. A Machine Learning-assisted solution is expected to provide significant improvements, since the most time-consuming step in tracking is the assignment of hits to particles or track candidates. This is the topic of this paper.

We take inspiration from large language models. As such, we consider two approaches: the prediction of the next word in a sentence (next hit point in a track), as well as the one-shot prediction of all hits within an event. In an extensive design effort, we have experimented with three models based on the Transformer architecture and one model based on the U-Net architecture, performing track association predictions for collision event hit points. In our evaluation, we consider a spectrum of simple to complex representations of the problem, eliminating designs with lower metrics early on. We report extensive results, covering both prediction accuracy (score) and computational performance. We have made use of the REDVID simulation framework, as well as reductions applied to the TrackML data set, to compose five data sets from simple to complex, for our experiments. The results highlight distinct advantages among different designs in terms of prediction accuracy and computational performance, demonstrating the efficiency of our methodology. Most importantly, the results show the viability of a one-shot encoder-classifier based Transformer solution as a practical approach for the task of tracking.

---

Authors' addresses: Sascha Caron, High-Energy Physics, Radboud University, Nijmegen, The Netherlands and National Institute for Subatomic Physics (Nikhef), Amsterdam, The Netherlands, [scaron@nikhef.nl](mailto:scaron@nikhef.nl); Nadezhda Dobreva, Institute for Computing and Information Sciences, Radboud University, Nijmegen, The Netherlands, [nadezhda.dobreva@ru.nl](mailto:nadezhda.dobreva@ru.nl); Antonio Ferrer Sánchez, Intelligent Data Analysis Laboratory (IDAL), Department of Electronic Engineering, ETSE-UV, University of Valencia, Valencia, Spain and Valencian Graduate School and Research Network of Artificial Intelligence (ValgrAI), Valencia, Spain, [Antonio.Ferrer-Sanchez@uv.es](mailto:Antonio.Ferrer-Sanchez@uv.es); José D. Martín-Guerrero, Intelligent Data Analysis Laboratory (IDAL), Department of Electronic Engineering, ETSE-UV, University of Valencia, Valencia, Spain and Valencian Graduate School and Research Network of Artificial Intelligence (ValgrAI), Valencia, Spain, [jose.d.martin@uv.es](mailto:jose.d.martin@uv.es); Uraz Odyurt, Faculty of Engineering Technology, University of Twente, Enschede, The Netherlands and National Institute for Subatomic Physics (Nikhef), Amsterdam, The Netherlands, [uodyurt@nikhef.nl](mailto:uodyurt@nikhef.nl); Roberto Ruiz de Austri Bazan, Instituto de Física Corpuscular, University of Valencia, Valencia, Spain, [ruiz@ific.uv.es](mailto:ruiz@ific.uv.es); Zef Wolffs, Institute of Physics, University of Amsterdam, Amsterdam, The Netherlands and National Institute for Subatomic Physics (Nikhef), Amsterdam, The Netherlands, [zwolffs@uva.nl](mailto:zwolffs@uva.nl); Yue Zhao, SURF, Amsterdam, The Netherlands, [yue.zhao@surf.nl](mailto:yue.zhao@surf.nl).

- S. Caron et al.

Additional Key Words and Phrases: High-energy physics, Tracking, Transformer, U-Net, Machine learning

## 1 INTRODUCTION

Today’s scientific research, especially in experimental physics, always involves computational components. In fields such as experimental High-Energy Physics (HEP), data-intensive analysis is essential. Consequently, data science and Machine Learning (ML) techniques have become an integral part of these analyses. The application of deep learning in HEP offers several opportunities for the incorporation of new network architectures that may significantly improve prediction accuracy, computational efficiency, or both. Our focus is on the use of the *Transformer* ML model architecture [1] and the *U-Net* architecture [2] to overcome the challenge of tracking in HEP.

*Tracking* refers to the reconstruction of the trajectory (track) of subatomic particles present in particle physics experiments. The task of tracking involves reconstructing the trajectory of a particle based on sensory data. A sensor may or may not be *hit* by a particle, and sequences of these hits comprise tracks. In HEP, the sensory data can come from detectors such as, ALICE [3], ATLAS [4], CMS [5], and LHCb [6], installed at the Large Hadron Collider (LHC). At the same time, tracking is important for experiments in neutrino physics, astroparticle physics and other fields, e.g., [7, 8, 9, 10].

Since the tracking algorithms are time-consuming for most experiments, the reconstruction of events is mainly done offline, i.e., after data acquisition. The reconstruction of the trajectories of charged particles often takes place in two steps. In the first step, the hits of the sensors belonging to this particle are identified, and in the second step, the kinematic properties of the particle trajectory are determined using a mathematical model of the possible trajectories. This paper deals with novel methods for the first of these two steps, i.e., the fast and accurate assignment of hits to particles or track candidates.

Traditional tracking methods, such as Kalman filters [11, 12] are currently fundamental in particle tracking for the LHC. These approaches rely on statistical modelling to predict the future state of a particle based on its past states using an iterative process and assuming Gaussian uncertainties. Interestingly, they can be considered as autoregressive models and therefore have properties similar to large language models that predict the next state based on the previous states. With the increase of the integrated luminosity expected during the High-Luminosity phase of the LHC, the number of tracks and the density of detected hits are correspondingly expected to increase significantly. This makes the discrimination between overlapping tracks more difficult, so that more sophisticated and above all faster algorithms are needed to maintain the accuracy of tracking. Track reconstruction, in its current form, is also one of the most computationally intensive components of event reconstruction, as it exhibits quadratic growth with the number of particles in the detector. There is therefore a real need for faster solutions that can be deployed for the upcoming High-Luminosity upgrade of the LHC.

### 1.1 Our contribution

This paper focuses on the development of first solutions for the assignment of hits to track/particle candidates using the *Transformer* and the *U-Net* ML model architectures. The challenge is to achieve high solution accuracy, which corresponds to the accuracy of assigning hits to correct tracks, while achieving better computational efficiency. Here, computational efficiency is measured by the mean execution time per event.

Inspired by *large language models* predicting the next word from a large set of words (a certain vocabulary), we have developed an autoregressive Transformer encoder-decoder model that predicts the next hit from a set of hits (EncDec). We argue however that the inference time of such a model scales with the total number of hits, or worse. Therefore, we have also investigated methods that can assign particle/track labels to all hits within an event, *in a single step*. Such models can be considered as “translation” or “mapping” models, translating sensor hits into track candidates, in one step. Accordingly, we have developed a Transformer encoder-based track classifier that maps

or translates hits into track candidates (EncCla). Additionally, we have developed a U-Net based architecture, inspired by models assigning labels in images, in a single step.

As an alternative approach, we have developed a model that translates hits into track parameters using a Transformer encoder-based track regressor (EncReg). This approach is conceptually similar to the Hough Transform [13], a classic method used in image processing to detect shapes like lines and circles by mapping points to a parameter space. Similarly, the EncReg model predicts track parameters directly from the hit data. To assign labels to the hits, our model is followed by a clustering algorithm that clusters hit candidates in the track parameter space. This combined approach allows for effective track reconstruction by first mapping hits to parameters and then grouping them into track candidates.

Our goal is to offer fast, i.e., computationally-efficient and high-throughput, solutions for tracking. Therefore, we strive for models that assign hits to trajectories in a single inference step. We determine the accuracy and speed of these models for the tracking problem and use simulated data of increasing complexity to compare our approaches. Finally, we discuss how our initial approaches can improve their performance through post-processing steps and argue that our approaches are fast and accurate enough to be considered as candidates for future tracking pipelines.

## 1.2 Advances and applications in particle tracking for high-energy physics

Particle tracking is a crucial task in HEP experiments. Over the years, various methods have been developed and refined to enhance the accuracy and efficiency of particle tracking.

*1.2.1 HEP experiments and tracking.* In this context, by HEP experiments, we refer to accelerator experiments in which high-energy subatomic particle collisions occur. The Large Hadron Collider (LHC) is perhaps the most well-known particle accelerator, and provides the highest-energy collisions to date. In the LHC, either protons or ions are made to smash into one another in so-called *events*. In this paper, we focus our attention on proton-proton (*pp*) collision events.

These events in turn release a plethora of subatomic particles for which the behaviour is studied through *tracking* and *calorimetry*. Sophisticated detectors, such as ALICE [3], ATLAS [4], CMS [5], and LHCb [6], allow us to measure the footprint of individual particles as they travel through space. They are each equipped with dedicated tracking detectors designed to measure the trajectories of charged particles. These consist of layers of sensitive material, such as silicon detectors, generating electrical signals—hits—when charged particles pass through them. These hits are not continuous, but discrete recordings and limited by detector density.

*1.2.2 Simulations for HEP.* Any research/design work with the aim of developing algorithmic solutions or improving existing algorithms requires large amounts of (labelled) data. These data sets are to be used for extensive testing and validation of the algorithms' expected characteristics, such as correctness, data processing capacity and performance, computational efficiency and power consumption. The same applies, or rather is strictly required, when it comes to solutions involving ML models.

As HEP experiments are not of the kind to be performed on demand, simulations are the next best thing. Simulations for HEP can be used to study the effects of physics phenomena through the generation of data sets for analyses and algorithm design efforts. There are numerous simulations available, predominantly focusing on physics-accuracy and detector specificity. Examples relevant to the ATLAS detector are Geant4 [14], FATRAS [15] and ATLFAST [16].

*1.2.3 Traditional methods and performance.* Traditional methods to assign hits to track candidates include the Kalman Filter (KF) and Hough Transforms. The KF assumes Gaussian uncertainties and is considered an optimal solution under certain conditions, although it can be slow. The KF is an algorithm that determines the internal state of a linear dynamic system by recursively processing discrete measurements with random perturbations

- S. Caron et al.

present in the measurements and the system itself [17]. Both stages of tracking rely on the KF [18], with the track finding phase using a specific version called the combinatorial KF (CKF). This starts with a track seed (a recorded hit) and updates it with the information from subsequent hits. The next hit is selected from a pool of candidates, evaluated, and scored to find the most fitting one. In the track fitting stage, a standard KF algorithm is used, but the overall procedure is similar.

Variations of Kalman filtering have been used at LHC for decades [11, 19, 18] due to its robustness and excellent performance. However, its combinatorial nature in the track finding stage and inherent sequential execution make KF unsuitable for the upcoming High-Luminosity stage of the LHC, as it scales poorly with the number of recorded hits. The currently utilised algorithm is tested on simulated data of events with 200 points of origin of tracks (pile-up) [20], which is similar in complexity to the largest data evaluated in this paper. The KF pipeline takes  $214.3 \text{ HS06} \times \text{seconds}$  for a single event, translating to around 12 seconds CPU-time<sup>1</sup>. An optimised algorithm with tighter track selection in the track finding stage achieves a 7x speed-up, requiring 1.8 seconds of CPU-time per event [20].

*1.2.4 Machine learning competitions and community engagement.* To engage data scientists and machine learning experts, a tracking competition (TrackML) [21] was launched on the Kaggle platform. A training data set was created based on the simulation of a generic High-Luminosity LHC (HL-LHC) experiment tracker, listing the measured 3D hits/points for each event and the list of 3D hits belonging to a real track. The events are top-pair events with a "pile-up" of  $\mu = 200$  using Poisson statistics for the superposition of QCD events.

*1.2.5 Advances in deep learning and GNNs.* Recent advances in deep learning have led to the adoption of Deep Neural Networks (DNNs) for particle tracking. These models can learn complex, non-linear relationships from data, potentially improving track reconstruction accuracy. Various architectures, including Convolutional Neural Networks (CNNs) and Recurrent Neural Networks (RNNs), have also been explored for this purpose.

Given that particle interactions can be conveniently represented as graphs, Graph Neural Networks (GNNs) have emerged as a promising approach. These networks operate on graph-structured data, capturing the relational information between hits in a detector. The state-of-the-art in recent years has focused on GNN-based solutions [22, 23, 24, 25, 26, 27, 28, 29, 30, 31, 32, 33, 34, 26], or this reference for a review on GNNs in HEP [35].

In GNN-based methods, edges between vertices (hits) are predicted to determine actual physical trajectories. A graph is generated based on an event, with all hits as nodes connected by edges based on some constraint<sup>2</sup>. A GNN is trained to assign weights to edges or prune unlikely ones, ensuring a fitting connectivity between vertices to represent particle trajectories [25, 31, 37].

A recent successful approach [38, 39] involves constructing a graph by connecting hits from different detector layers that satisfy certain geometric constraints. A fully connected neural network estimates the weights of all edges, pruning those below a threshold. Next, object condensation clusters hits of the same track in a learned space, regressing the properties of the reconstructed objects [40]. Clustering is done using Density-Based Spatial Clustering of Applications with Noise (DBSCAN). Performance is assessed on the inner detector hits from the TrackML data. Lieret et al. [39] defined multiple custom metrics to assess physics performance. No time performance is reported, but the authors suggest that using Transformer models would significantly reduce inference time. An interesting benchmark for GNNs is [31], which reports an inference time of 2.2 seconds wall-clock time (including data transfer to GPUs) on the full TrackML events, using an NVIDIA A100 GPU. This approach involved significant pre and post-processing of the data and reports a track ML accuracy of about 0.87.

<sup>1</sup>The CPU-time is multiplied by the HS06 factor of 17.8 for single-threaded execution, since the considered CPU is an Intel Xeon E5-2620v2. HS06 is a benchmark for measuring CPU performance in HEP. More information can be found at: <https://w3.hepik.org/benchmarking/HS06.html>

<sup>2</sup>For example, geometric constraints or a preprocessing algorithm such as Hough Transform [36].

Finally, we would like to point out that transformers have already been used in many applications in HEP and have proven their versatility and efficiency [41, 42, 43, 44, 45, 46].

*1.2.6 Software frameworks and other ML-assisted solutions.* Other approaches to improve tracking include software frameworks like “A Common Tracking Software (ACTS)” [47], tested on the Open Data Detector (ODD). ACTS is an experiment-independent toolkit for particle track reconstruction in HEP.

ML-assisted solutions have led to specific improvements, such as ambiguity resolution at the end of the tracking chain, determining which track candidates to keep or discard [48]. This insight generation can be considered a side benefit of researching ML-assisted solutions. Incorporating data-driven, iterative improvements to traditional algorithms or partial inclusion of ML models is a conservative approach. We seek a solution predominantly relying on ML models as its core building block, operating as a single-pass algorithm. As in many computer science topics, there is also the question of monolithic versus hybrid/modular deployment of ML models. A promising detector-specific hybrid solution focuses on finding Primary Vertices (PVs) [49, 50]. The approach of replacing parts of traditional tracking solutions will eventually lead to hybrid/modular solutions.

*1.2.7 Data reduction and standardisation.* The most notable trend is the de facto use of TrackML [51] data for experimentation. However, ML model training is computationally expensive and requires large amounts of hardware resources, such as GPU memory. Therefore, authors often reduce the data. The most common reduction is to only consider data associated with the inner detector, also known as the pixel detector [24, 25, 27, 29, 30, 33, 34]. A few authors apply further reductions, such as noise hit reduction [24, 30] or filtering for limited  $P_T$  values [29]. Some examples consider the full detector but apply lower pile-up alongside noise hit reduction [32].

The application of reduction to a de facto standard data set (TrackML) and the lack of consensus for a common data reduction protocol, render the data used by different authors non-standard. This makes it challenging to perform direct comparisons between different results. Our data reduction protocol and the considered performance metrics are elaborated in Sections 2 and 4, respectively.

## 2 DATA SETS

In this section, we describe the data sets used to train and evaluate our particle tracking methods. These data sets cover a spectrum of scale and track representation complexity, ranging from simple linear tracks to more complex helical and real-world tracks. By increasing problem complexity in two dimensions—scale and track representation—we can thoroughly assess the performance and robustness of the tracking algorithms. We consider five data sets, covering a spectrum of scale and track representation complexity from low to high,

- 10-50 (variable count) linear tracks per event, generated with REDVID,
- 10-50 (variable count) helical tracks per event, generated with REDVID,
- 50-100 (variable count) helical tracks per event, generated with REDVID,
- 10-50 (variable count) tracks per event from the TrackML data set,
- 200-500 (variable count) tracks per event from the TrackML data set.

The first three data sets are the result of simulations using REDVID simulation framework [52]. REDVID simulations are fully configurable with an extensive set of options. We have considered events with random track counts. Simulations with minimum and maximum track count boundaries as [10, 50] and [50, 100] have been executed. Track function complexity varies between linear and expanding helical, with the latter representing a simple emulation of charged particles in a magnetic field. Note that the 3D geometric space and elements contained within are defined in cylindrical coordinate system, with  $r$ ,  $\theta$  and  $z$  coordinates as radius, angle with the X-axis and location on the Z-axis, respectively.

To move forward in the complexity spectrum, beyond the “50-100 helical tracks REDVID” data set, we have opted to switch to the data associated with the TrackML Kaggle challenge [21]. Reduced versions of this data set

- S. Caron et al.

are frequently used to assess the state-of-the-art models for this task. Released in 2018, the goal of this challenge was to identify machine learning solutions to the track reconstruction problem. For that purpose, a huge data set representing the conditions in the High-Luminosity stage of the LHC was created.

The TrackML data set consists of 3D hit coordinates in a Cartesian coordinate system, with the global Z-axis defined along the beam direction [51]. There are ten available track parameters, but we only make use of four of them as necessary to uniquely identify tracks: the particle charge  $q$ , and the initial momentum (in GeV/c) along each global axis  $(p_x, p_y, p_z)$ . However, the momenta are transformed into the spherical coordinate system according to

$$p = \sqrt{p_x^2 + p_y^2 + p_z^2},$$

$$\theta = \arccos\left(\frac{p_z}{p}\right), \text{ and}$$

$$\phi = \arctan2\left(\frac{p_y}{p_x}\right).$$

As a preprocessing step, in addition to converting the track parameters to another coordinate system, we normalise the data.

*TrackML statistics.* Though resulting from a simulation, the TrackML data has considerable scale. It contains 8 850 individual events with an average of 10 780 particles, between 6 898 and 16 197, per event, which could be interpreted as the average track count. It includes particles represented with as many as 28 hit points. At the same time, there are particles with 0 associated hit points. The average particle hit count throughout the events is 8.52. Event collision density varies from 1300 to 3048. Substantial amount of *noise* hits are present, which is one of the main factors making TrackML a challenging data set. Almost every publication considering this data set has performed some sort of noise reduction. For our highest complexity data set, “200-500 tracks per event from the TrackML data set”, we have selected between 200 to 500 tracks at random per event. This process is repeated five times, resulting in 43 725 reduced events.

### 3 ML MODEL DESIGNS

We cover four different designs, three based on the Transformer model architecture and one based on the U-Net model architecture. Note that the ease of evaluation is enabled by the reduction of complexity and simplified simulations.

#### 3.1 Transformer designs

The Transformer is a deep learning architecture that allows us to model pair-wise relationships among elements in sequential data by leveraging the attention mechanism [1]. It can be used to process sequences with permutation equivariance and work with variable input lengths, which makes it suitable for the task of trajectory reconstruction. Furthermore, due to the wide success of the Transformer architecture in various machine learning fields, many techniques have been invented and implemented that reduce its complexity to a sub-quadratic level, e.g., [53, 54, 55, 56, 57].

The model’s input sequence consists of *tokens*  $\vec{x}_1, \vec{x}_2, \dots, \vec{x}_n$  and the initial embedding layer projects each token to a higher dimensional representation. Optionally, positional encoding is applied, to include the position of each token in the input into its representation. Next, the continuous values are fed into the encoder of the Transformer, which comprises a number of identical encoder layers. Each encoder layer consists of the multi-head attention operation, normalisation and a feed forward network, i.e., composed of fully connected layers.

The attention mechanism allows the model to embed the context of the entire sequence into the representation of each token. It operates using key ( $K$ ), value ( $V$ ), and query ( $Q$ ) vectors, which are linear transformations of the input, derived from the input to the encoder block in the first layer and from the output of the previous layer in subsequent layers.

$Q$  represents the elements for which we want to compute attention scores with respect to other elements in the sequence. The Key,  $K$ , provides information about the elements in the sequence, helping to determine their importance relative to the current element when computing attention scores. In self-attention,  $K$  represents the same elements as  $Q$ , but each is multiplied with different learned weights. The value,  $V$ , contains learned representations of the content of each element in the sequence.

In the scaled dot-product attention mechanism, the  $Q$  and  $K$  vectors are multiplied to compute attention scores, capturing dependencies within the sequence. These scores are then used to weight the  $V$  vectors, allowing the model to focus on the relevant information from the sequence. The attention function is given by,

$$\text{Attention}(Q, K, V) = \text{softmax}\left(\frac{QK^T}{\sqrt{d_k}}\right)V,$$

where  $d_k$  is the dimensionality of the query and key vectors.

Typically, attention is computed on a set of queries at the same time, making  $K$ ,  $V$  and  $Q$  matrices. Multi-Head Attention (MHA) allows for jointly attending to information from different representation sub-spaces at different positions in the data. MHA is summarised by

$$\text{MultiHead}(Q, K, V) = \text{Concat}(\text{head}_1, \dots, \text{head}_H)W,$$

for which  $h$  is the number of heads,  $W$  is a parameter matrix, with  $W \in \mathbb{R}^{hd_k \times d_{model}}$  and  $d_{model}$  as the dimensionality of the embedding. The attention heads are used in parallel with dimensionality  $d_k = \frac{d_{model}}{h}$  – this optimisation reduces the computational cost, making it comparable to that of single-head attention. Overall, the shape of the  $K, V, Q$  matrices is then  $B \times H \times N \times \frac{d_{model}}{h}$ , with batch size  $B$ , number of attention heads  $h$ , and sequence length  $N$ .

The decoder has a similar architecture to the encoder, with the additional operation of multi-head attention over the output of the encoder stack. Its purpose is to generate sequences, and it is auto-regressive, meaning that it makes use of its previously generated symbols as additional input. The decoder takes a start token, its previous outputs and the encoder output as input, and generates the sequence's next token as output. The multi-head attention layers employ masking to prevent it from conditioning on future tokens. Masking can also be utilised in the encoder, e.g., for ensuring the attention mechanism does not attend to padding values.

Note that the attention mechanism creates a  $N \times N$  matrix for each attention head, for each encoder and decoder layer. This leads to a quadratic memory and time complexity of the Transformer and can restrict application for very long sequences, which has motivated research into optimisation techniques that reduce the cost of attention computations. Flash attention is one such method [58]: It splits  $Q, K$  and  $V$  into smaller blocks, loads them into fast static RAM, and only then computes the attention matrices with respect to these blocks. Each block's output is scaled by an appropriate factor then added up, which leads to the same correct result as the normal attention mechanism ends up with. This approach boosts performance, with the authors reporting Flash attention as 3x faster and 20x more memory efficient than exact attention. Another technique that can optimise computational complexity involves using the Induced Set Attention Block from Set Transformers [59]. In that case, there is a set of inducing points, learnable parameters, which the high-dimensional input gets projected onto, which reduces the size of the attention matrix.

### 3.2 Design choices

As a result of the unordered nature of the recorded hits, we do not use positional encoding for the Transformers. For models involving an *encoder-only* design, i.e., EncCla and EncReg, padding is used to allow variable length inputs. Note that different events could, for instance, have variable track counts, thus resulting in variable numbers of hits. The following sections will elaborate each model design and approach in detail. A simple depiction is presented in Figure 1, covering Transformer-based model approaches, i.e., EncDec (Figure 1a), EncCla (Figure 1b) and EncReg (Figure 1c).

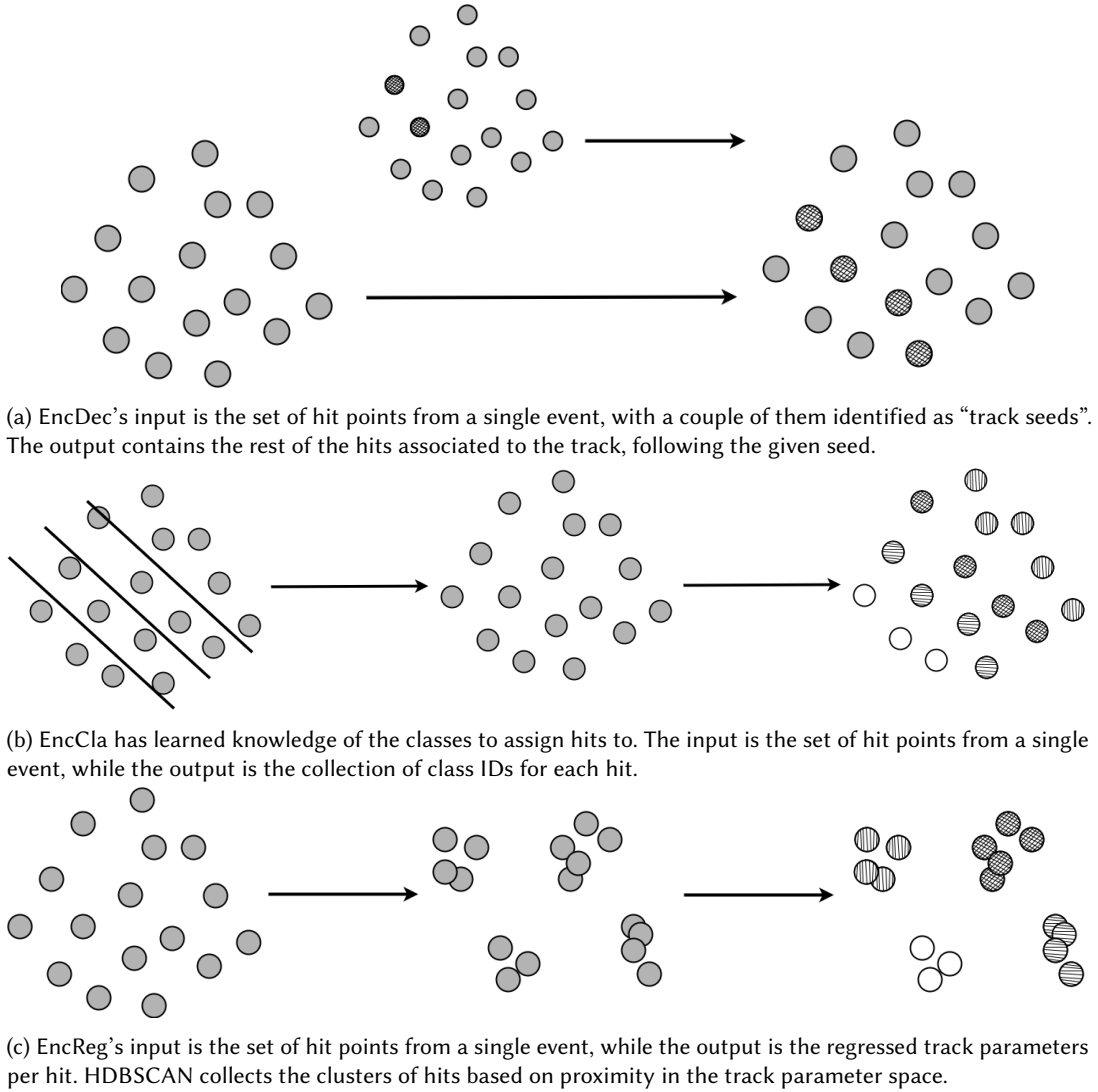


Fig. 1. Intuitive visualisations of the inner-workings of three Transformer model designs, EncDec, EncCla and EncReg, respectively.



### 3.2.1 Model 1 - EncDec.

*Overall idea.* The overall idea of this method is similar to the approach used in autoregressive large language models, such as GPT, where the model predicts the next word in a sequence based on the preceding words. In our context, instead of predicting the next word, we predict the next hit from an initial set of hits. The model operates in an autoregressive manner, using previous predictions as inputs for subsequent predictions. This approach enables the model to sequentially build a complete track by iteratively predicting each hit based on the hits predicted so far. In contrast to GPT, we use an encoder-decoder design, which is well-suited for handling the sequential dependencies inherent in track reconstruction. This approach enables the model to sequentially build a complete track by iteratively predicting each hit based on the hits predicted so far.

*Details.* This model closely resembles the original Transformer architecture proposed by Vaswani et al. [1]. As such, it has an encoder and a decoder, which both make use of a self attention mechanism. The encoder encodes the full set of hits in a given event, and the decoder autoregressively predicts hits belonging to a particular track within the same event. Of particular interest are the differences with respect to the original Transformer architecture. Firstly, this model uses fixed-query attention [59] in the first encoder stack in order to ensure full positional invariance of the set of input hits. Furthermore, similarly to the encoder-only models in this paper, this model also omits positional encoding in the encoder, as the positions of hits are explicitly defined by the coordinates of the hits, which are fed to the model directly. The decoder does use positional encoding on the other hand, as for the constructed track the order of hits is relevant. The output format is also unique to this model, as rather than predicting a single token with SoftMaxed probabilities, the decoder outputs a length three vector with  $(x, y, z)$  coordinates of the next hit in the track.

*Advantages.* This model was tailored to the task of predicting the location of the next hit in a track given a set of prior input hits belonging to that track. As such, for this specific task, it achieves reasonable performance. It achieves 83% accuracy in predicting where a next hit is going to be within a 5% margin of error on the TrackML 10-50 tracks data set. With this in mind, it could potentially aid other tracking models, for example as a post-processing step to find missing hits for already constructed tracks, or to discard obviously wrong hits from already constructed tracks.

*Challenges.* This model differs from the others presented in this work due to the fact that it requires a seed (a short starting sequence of hits) from which to build the track. To do the full reconstruction from hits to tracks, it would thus require a preprocessing step to construct track seeds. Furthermore, whereas the other models in the present research reconstruct tracks in a one-step approach—at once creating all tracks in an event—this model builds tracks one by one. Building tracks one-by-one has the disadvantage that as soon as a single hit is predicted incorrectly, the model starts to diverge from the correct track path, and it is very unlikely to predict any following hits correctly. This leaves much more room for error, which is clear from the relatively worse FitAccuracy scores for this model in Table 1.

*Training notes.* This model was hyperparameter-optimised using the weights-and-biases platform [60]. The optimal model on the 10-50 tracks TrackML dataset has 9 million trainable parameters.

### 3.2.2 Model 2 - EncCla.

*Overall idea.* Here, we use the encoder component of the Transformer model as a classifier. It is important to note that the hits are not discretised at the beginning; instead, real values on a continuous 3D space are input into the model. Although discretisation may be beneficial in certain cases, our approach utilises the continuous nature of the data to improve model performance and accuracy. This encoder classifier design enables the model to effectively map hit data to corresponding track classifications, facilitating robust track reconstruction.

- S. Caron et al.

*Details.* This model takes a sequence of all hit coordinates from a single event as input, and outputs a sequence of class labels for each hit. The class label of a track is defined by discretizing the track parameter space into a fixed number of bins. This is done by binning each track parameter using a quantile-based approach, ensuring that each bin contains roughly equal number of hits. The class labels are created from all unique combinations of track parameter bins, each uniquely indexed.

The model has an input layer that projects hit coordinates into a higher-dimensional embedding space. It is followed by a number of encoder blocks and an output layer. To handle variable input lengths, the model uses padding up to the maximum number of hits in the current batch. Consequently, masking is used to ensure that the attention mechanism ignores the padding values. The output layer classifies each hit into a track candidate class by producing the probability distribution of all class labels for each hit and selecting the label with the highest probability as the predicted class. The hit is assigned to the track class with the highest probability, determined by the ArgMax of the SoftMax output of the classifier. The multi-class classification is trained using a cross-entropy loss function.

*Advantages.* The main advantage of the model is that it can perform hit-to-track classification in one step, i.e. the inference time of the model itself scales sub-linearly with the number of hits. This may not be the case in practice, as the complexity of the model must increase with the number of hits.

*Challenges.* The model requires the a priori construction of track classes. This can only be done up to a finite granularity and can hinder clustering in high density environments.

*Training notes.* For the TrackML dataset with 200-500 tracks, track parameters include  $\phi$ ,  $\theta$ ,  $q$ , and  $p$ . The model used 30 bins for  $\phi$ , 30 bins for  $\theta$ , and 3 bins for  $p$ .  $q$  values are binned into the only two possible values: -1 and 1. All the combination of track parameter bins make up 5 400 track classes. The largest model has 1.5 million parameters.

**3.2.3 Model 3 - EncReg.** The third model under consideration is another encoder-only Transformer design. It is also a sequence-to-sequence model, the input of which is the hit coordinates of a single event. The output is the corresponding regressed track parameters. The model has an input layer identical to the previous model. The output is then of size (batches, max number of hits, number of track parameters). It is important to note that different data sets require different models, due to the difference in regressed parameters describing the tracks and data complexity due to increasing number of tracks.

To obtain the hit classification, a clustering algorithm is run on the regressed track parameter space. We make use of the HDBSCAN clustering algorithm, which can identify clusters of varying densities [61], and is relatively time efficient (in  $O(n^2)$  [62]). It has two parameters, which we optimise for each specific data set.

Because of the large memory footprint of the attention mechanism and the constraints of the available GPU memory, the size of the events that we can work with is limited. We also identify that for larger events, training a single model is extremely costly in terms of time and computational resources. Therefore, for the largest data set utilised, we train two models: one with exact attention, and one with Flash attention (EncReg-FA), where measures are taken to improve the memory consumption of the attention computation, and speed up training and hyperparameter tuning. Moreover, for EncReg-FA, we also make use of mixed precision training, which the Flash Attention implementation relies on<sup>3</sup>. The model’s weights, biases and gradients as well as the data passed to it are of type float-16 wherever possible, except during the operations which can greatly benefit from the data being of type float-32, i.e., values computed by large reductions such as batch normalisation. In addition to this being necessitated by Flash Attention, using lower precision in ML computation is another proven way of dealing with the bottleneck of GPU memory [63].

<sup>3</sup>This is a reliance imposed by the utilised framework, PyTorch.

*Advantages.* This Transformer is a one-step model, meaning that its time complexity during inference can be rather low, especially when optimisation techniques are implemented. With the help of Flash Attention, the pipeline scales roughly linearly. Its speed makes it also suitable to be used as a refiner network, which regresses track parameters per cluster, i.e., per reconstructed track, and identifies falsely associated hits, increasing the purity of the cluster.

*Challenges.* Perhaps the biggest challenge for the EncReg model is the discovery of track parameters that sufficiently define a track and can be learned by the model. What coordinate system they should be in, dealing with angle symmetry, different weighting of the tracks' contribution to the loss, etc., are some examples of things to consider. Another challenge is the evaluation of the model: as accuracy cannot be calculated for the regressed values, its performance is indirectly evaluated based on the formed clusters in the stage following it, or visual inspection of the regressed parameters plotted against the ground truth.

*Training notes.* The hyperparameters of the EncReg model are not fully optimised, but a brief search for suitable values is conducted. This Transformer has a learning rate of 0.001 and uses the Adam optimiser. Most models have 6 encoder layers, except the ones trained on the largest data used, TrackML 200-500 tracks, when there are 7 layers; each encoder layer has dropout of 0.1. The number of attention heads, embedding dimensionality and dimensionality of the fully connected layers are data set-specific. The largest model, EncReg-FA, has about 900 000 parameters.

**3.2.4 Model 4 - U-Net.** The last model implemented has supposed an alternative methodology to Transformer-like models. Due to the nature of the pixel regression task under consideration, the utilisation of a U-Net-based model appears to be a suitable option for a fruitful methodology. Vanilla U-Net models usually consider a set of the ordinary well-known dense convolutional layers, which are the core block building the network and where the major part of the computational effort occurs. For this use case, the input data should be preprocessed into a multi-dimensional tensor of size  $(n_{\text{batches}}, 1, \text{width}, \text{height}, \text{depth})$ , i.e. a three-dimensional tensor encompassing only one channel which contains discrete values of 0 and 1, indicating whether there is background or hit. Due to the sparse nature of this information, a more suitable U-Net model can be build if the convolutional operations are considered to occur directly on the sparse domain, thereby ignoring the background data governing the overall tensor representing the events. Consequently, since the hit occupancy for a certain event will be very low in general, the convolutional layers have been substituted by their sparse option [64, 65], thereby giving name to the sparse U-Net model that has been considered.

The task performed by this model is a classification process, being the original physical parameter space of the tracks binned according to a quantile-based procedure, using 30 quantiles, i.e., bins, per parameter. The output of the network is then the probabilities of belonging of each pixel to each class, i.e., to each bin. As a consequence, the vanilla Cross-entropy loss has been used as a cost function. Even though mixed precision can also be considered and implemented into this approach, there is not a real necessity since by focusing only on hit data using sparse tensors it is possible to save both memory and computational effort in convolutional operations. By this process, a label for each hit is obtained without the consideration of any post-clustering process.

*Advantages.* The model processes the entire event as a *sparse image*, meaning that it labels all hits (coordinates) at once without the need of attention layers or iterative pipelines. Despite their implementation is not straightforward due to the necessity of using sparse convolutions, attention procedures could be considered as a step forward leading to the construction of a modified U-Net architecture as seen previously in some literature [66]. The usefulness of sparse convolutionals relies on both their conceptual simplicity and computing speed. Studies such as [67] show state-of-the-art performance addressing particle two-dimensional space segmentation scenarios.

- S. Caron et al.

*Challenges.* Perhaps the most challenging aspect of this U-Net-based approach is the considered preprocessing. In the preprocessing step, when converting the original set of  $\{x, y, z\}$  numerical values to the set of  $\{i, j, k\}$  to create the sparse tensor of coordinates, a scale factor different from one can be considered. In addition, also during this step, it is possible to carry out an interpolation procedure to add more hits between the original ones. As a consequence, both factors will introduce hyperparameters that need exploration, since a bigger scale factor will demand a higher amount of interpolated data, and vice-versa. However, a fixed scale factor of  $\times 10$  and also 10 interpolated hits between each pair of original coordinates have lead to the best results that are presented in this manuscript.

*Training notes.* Regarding the hyperparameters of the entire pipeline, one may expect the performance to vary with respect to different aspects. The first one refers to a certain arbitrary factor of scale that can be considered during the process of converting from the  $\{x, y, z\}$  set to the  $\{i, j, k\}$  one, while the second one would represent the considered amount of interpolated hits for each event. The largest model trained has a total of about 8 000 000 parameters.

### 3.3 Model workflows

The model design elaborated above are functional within a workflow, hence the phrase “ML-assisted solution”. Depending on the model design, there may be simple or elaborate data pre/ post-processing steps involved. In most cases, these pre/post-processing steps are the main factor differentiating computational performance for workflows. Detailed computational performance results are provided in Section 4.2.

Accordingly, Figure 2 depicts diagrams, covering steps and tasks within four individual workflows for our model designs, EncDec (Figure 2a), EncCla (Figure 2b), EncReg (Figure 2c) and U-Net (Figure 2d).

## 4 RESULTS AND PERFORMANCE

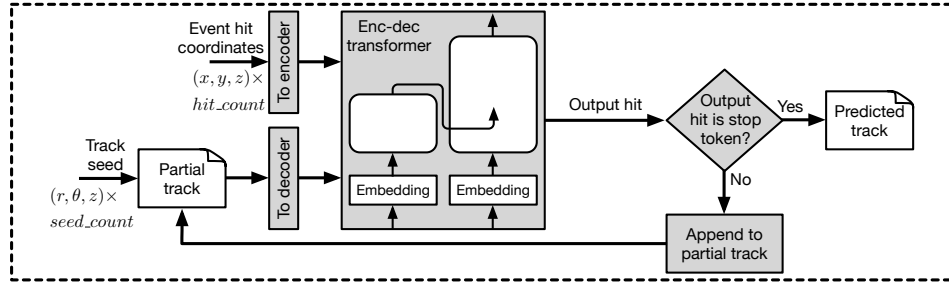
### 4.1 Prediction performance

To measure the *prediction accuracy* of our model design, we consider a modified version of the *TrackML score* [21], named *FitAccuracy score*. The TrackML score, just like our FitAccuracy, is a custom metric. In the definition of this the TrackML score, reconstructed tracks with four or more hits are considered, and at least 50% of a reconstructed track’s hits must originate from the same truth particle for that track to be considered for the scoring. The score of a track is the sum of correctly assigned hit weights. REDVID simulations do not generate particles and thus do not consider weights, but tracks. Essentially, we replace the true particle with the true track and consider the weight value of 1 for all hits to arrive at our custom FitAccuracy value. In this fashion, we can have a single comparable scoring for all data sets and model designs. Available scoring for each model is provided in Table 1.

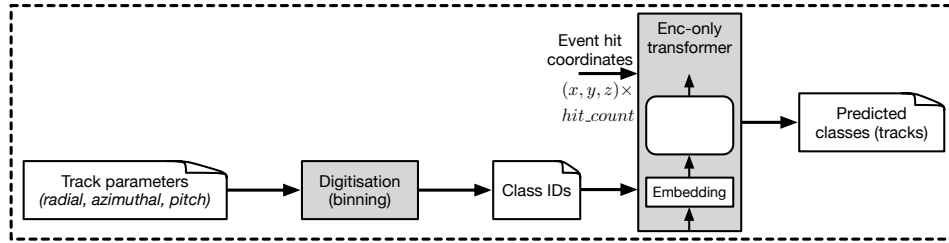
### 4.2 Computational performance

Beyond FitAccuracy, another important aspect to consider when comparing model designs and relevant workflows, is the computational effort required. The cost of inference is especially interesting, since tracking is bound to be deployed in an online (embedded in the data-taking pipeline), or semi-online fashion, and it is considered to be a time-critical use-case. Considering the workflows depicted in Figure 2, we separate the computational effort for each model as the CPU side and the GPU side. Each data set, and model combination will have a different cost, as the processing and in most cases, the model training/inference, is dependent on the scale and complexity of data. Although following the same base design, often the model size has to match the size and the complexity of the considered data set.

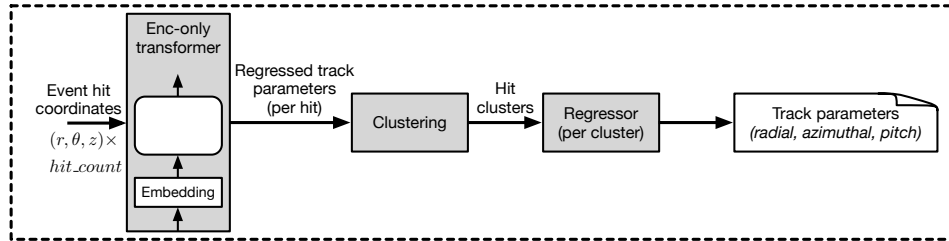
Table 2 lists the complete set of metric collections for workflow blocks executed on CPU and for training/inference loops executed on GPU, in CPU-time and GPU-time, respectively. The GPU-time measures are



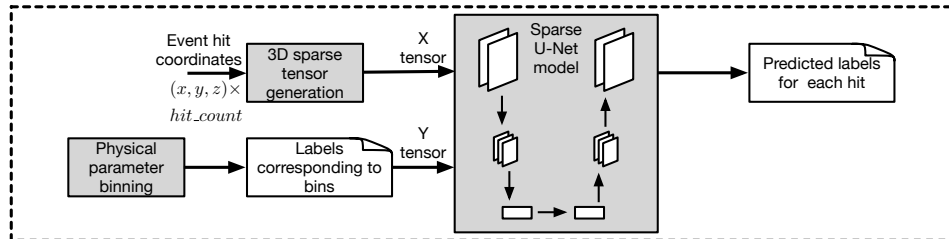
(a) Model 1 (EncDec) uses a full Transformer architecture to autoregressively append hits to a track candidate, starting with a seed. The iterations stop upon the stop token output.



(b) Model 2 (EncCla) utilises an encoder-only Transformer design alongside a digitisation step to assign class IDs to tracks. The model assigns class IDs, i.e., bins, to each of an event's hits.



(c) Model 3 (EncReg) utilises an encoder-only Transformer design, regressing the track-defining parameters of an event's hits, followed by a clustering in the track parameter space. Per-cluster regression of track parameters for every particle is applied.



(d) Model 4 (U-Net) has its input as the set of sparse tensors representing the spatial information (hits), plus the labels corresponding to each one of the considered bins, into which the space of parameters has been partitioned. For each hit, the label of the predicted bin is given as output.

Fig. 2. Depicting the high-level views of dedicated workflows for each ML model design.

- S. Caron et al.

Table 1. FitAccuracy scores for different models are given per data set, focusing on linear, helical and reduced TrackML data. Note that data sets can contain different fixed, or variable (randomised) counts of linear/helical tracks per event. Note that for the EncDec, the fitaccuracy score is slightly differently defined, due to the fact that it starts out with a seed. The seed hits are not counted towards the accuracy.

Data set	FitAccuracy score				U-Net
	EncDec	EncCla	EncReg	EncReg-FA	
REDVID - 10-50 linear tracks	93%	93%	97%	-	68%
REDVID - 10-50 helical tracks	85%	93%	92%	-	62%
REDVID - 50-100 helical tracks	85%	88%	85%	-	57%
TrackML - 10-50 tracks	26%	94%	93%	-	-
TrackML - 200-500 tracks	-	78%	70%	67%	-

given as mean iteration costs of the inference loop. Note that for the EncDec model, only wall-clock times were measured, as these were anyway significantly larger than for the other models. We omit the first iteration in training and inference loops to avoid cold-start effects invoking excess delays. All Transformer models have been trained on an NVIDIA A100 GPU with 40 GB HMB2 and 18 CPU cores, on the Snellius supercomputer<sup>4</sup>. The training of the sparse U-Net model, using a similar hardware platform, has been done on an A100 GPU with 40 GB of memory from the Artemisa cluster<sup>5</sup>.

## 5 DISCUSSION - APPLYING THE METHOD

Next, we examine the performance of our different designs. Based on the two collected metric types, i.e., the model prediction accuracy results shown in Figure 3a and the computational cost results for CPU and GPU, shown in Figures 3b and 3c, respectively, we can look at how the models perform on different complex tasks. The total execution times provided in Figure 3d are given as a range for EncCla, EncReg and U-Net models, while EncDec is represented by wall-clock time collection. This is due to implementation differences. We consider the maximum of CPU-time and GPU-time as the lower bound and the sum of the two (CPU-time and GPU-time) as the upper bound for this range, which is an acceptable estimation.

*Encoder-Decoder (EncDec) model.* The first observation is that the Encoder-Decoder model takes the most time due to its autoregressive operation. This model scales linearly with the number of hits, which significantly increases computational time as the task complexity grows. Additionally, its performance declines with higher complexity tasks, specifically those involving more than 100 tracks or the reduced TrackML data. To mitigate excessive training times, this model was no longer used for the TrackML data.

*Encoder-Classifer (EncCla) model.* The EncCla model is the fastest solution, primarily operating on the GPU and producing track classes in a single inference step. The inference time is influenced by the size of the model, the attention matrices and the number of hits per event. Furthermore, the EncCla was found to be the best-performing model, delivering high accuracy without the need for any pre or post-processing steps. This model proved to be effective across all levels of task complexity.

*Encoder-Regressor (EncReg) model.* The EncReg model extends the Encoder-Classifer model by adding the time required to cluster hits into tracks, making it slightly more time-consuming. Additionally, the accuracy of the

<sup>4</sup><https://www.surf.nl/en/services/snellius-the-national-supercomputer>

<sup>5</sup><https://artemisa.ific.uv.es/web/>

Table 2. Lists detailed computational effort consisting of CPU-time and GPU-time collections for every data set and model combination. For both measurements, mean instance inference time is provided. For the case of EncDec as an exception, we provide the wall-clock collection, i.e., the execution duration. This model is slower than the alternatives, and this is sufficiently visible with the execution duration.

Data set	Model	Inference (mean) CPU side	Inference (mean) GPU side	Inference (mean) Wall-clock
REDVID - 10-50 linear tracks	EncDec	n/a	n/a	41 s
	EncCla	0.1 ms	4.0 ms	-
	EncReg	8.3 ms	2.4 ms	-
	U-Net	8.5 ms	2.4 ms	-
REDVID - 10-50 helical tracks	EncDec	n/a	n/a	19 s
	EncCla	0.1 ms	4.1 ms	-
	EncReg	8.7 ms	2.3 ms	-
	U-Net	8.6 ms	2.4 ms	-
REDVID - 50-100 helical tracks	EncDec	n/a	n/a	27 s
	EncCla	0.1 ms	4.3 ms	-
	EncReg	18.6 ms	4.1 ms	-
	U-Net	20.4 ms	5.6 ms	-
TrackML - 10-50 tracks	EncDec	n/a	n/a	16 s
	EncCla	0.1 ms	4.0 ms	-
	EncReg	5.8 ms	2.2 ms	-
	U-Net	n/a	n/a	-
TrackML - 200-500 tracks	EncDec	n/a	n/a	-
	EncCla	0.1 ms	7.0 ms	-
	EncReg	70.5 ms	31.9 ms	-
	EncReg-FA	72.2 ms	3.6 ms	-
	U-Net	n/a	n/a	-

EncReg model appears to be slightly lower than that of the EncCla model. Despite these differences, the EncReg model is suitable for all simulation complexities.

*Sparse U-Net model.* The U-Net model can also determine the track classes for all hits in one step. The inference time increases slightly with larger input matrices and model sizes. However, it was not possible to achieve good accuracy for simulations with higher complexity levels (above level 3). This method was proposed as an alternative to Transformer-based models with attention mechanisms, but its performance was found to depend on parameters such as input image scale and the number of interpolation points in the training set. The REDVID datasets did not require sparse convolutional networks, but this approach ensured scalability for TrackML data. In addition, implementation restrictions of attention mechanisms within the *spconv* [68] package hindered direct comparisons with Transformers. This limitation restricts the UNet model’s applicability to less complex scenarios.

By evaluating these results, we can better understand the trade-offs between computational cost and performance accuracy for each model, enabling us to choose the most suitable architecture for different particle tracking scenarios.

• S. Caron et al.

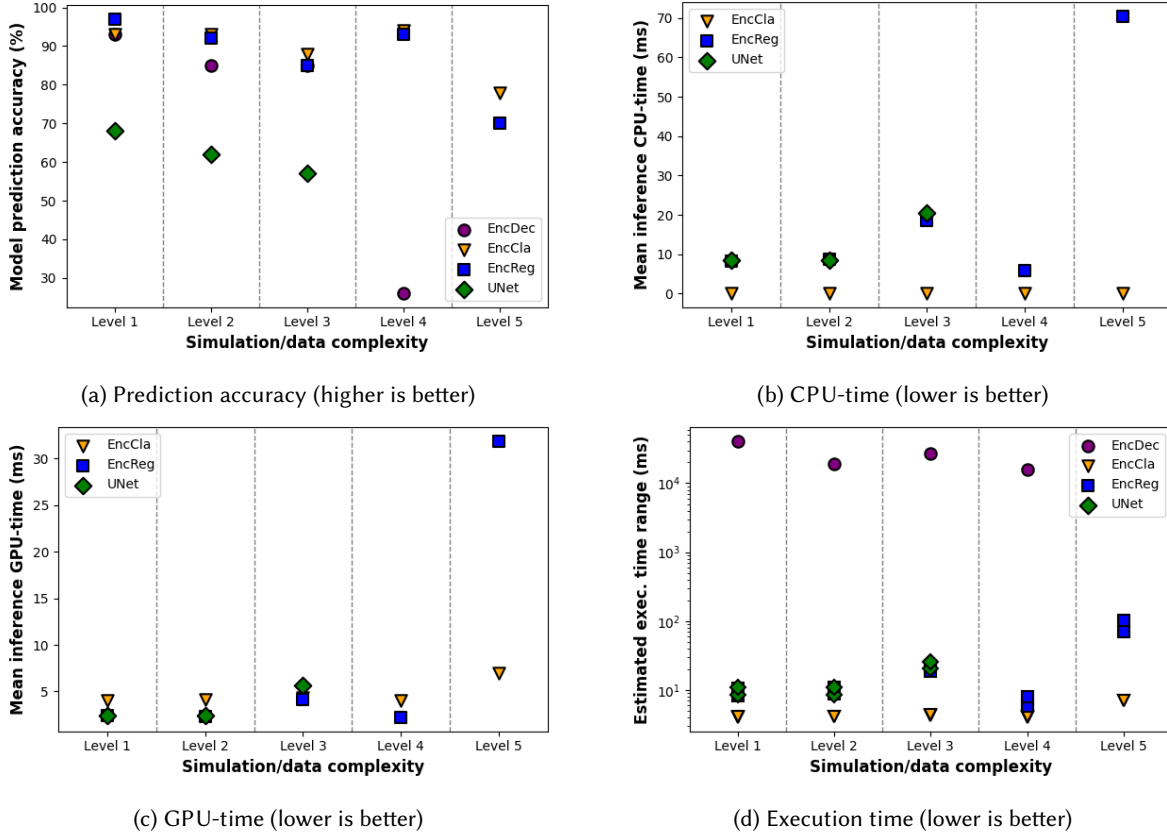


Fig. 3. The five levels of simulation/data complexity in these plots, from simple to complex, correspond to the five data sets we have considered, in the same order as provided in Section 2. The combination of prediction accuracy and computational cost figures will be considered for early on model elimination. (a) Prediction accuracy results for four model designs at different complexity levels, (b) The CPU side of the computational effort for different model designs at different complexity levels, given as mean inference CPU-time, (c) The GPU side of the computational effort for different model designs at different complexity levels, given as mean inference GPU-time, (d) Providing an estimated range for overall inference execution time per event, based on collected CPU-time, GPU-time and wall-clock measurements. Note that an inference instance for EncDec will predict the next hit in a track, making a full event inference costly. Mean wall-clock measurement is provided for EncDec instead of a range based on CPU- and GPU-times.

## 6 CONCLUSION AND FUTURE WORK

*Model architectures.* Our main concluding remark relates to the effectiveness of the Transformer architecture for the task of particle tracking. Our experiments show serious potential for single-step processing of event hit data, especially with the encoder-classifier architecture. This architecture is inspired by a single-step translation of hits into track candidates. The low computational effort for the CPU side and the GPU side of event inference and good accuracy, shown in Figure 3, are strong indications for this. The total inference time for the assignment of trace classes to approximately, 10 000 hits per event (level 5) was estimated at 3-6 milliseconds (with or without the use of flash attention). It is not possible to directly compare our inference time with other approaches, as



the datasets and computer architectures are not identical. However, we would like to point out again that the Kalman filter pipeline in Ref. required 12 seconds CPU-time, and an optimised Kalman filter algorithm required 1.8 seconds CPU-time per event [20]. A benchmark for GNNs is [31] and reports 2.2 seconds wall-clock time (including data transfer to GPUs, pre and post-processing steps) for the full TrackML events using an NVIDIA A100 GPU. This emphasises that the one-step transformer-encoder-classifier architecture is worth a closer look and needs to be further investigated to improve its performance through post-processing and preprocessing steps.

*Increasing complexity.* Another conclusion is the effectiveness of our method where we consider a complexity spectrum for the problem ranging from a simple to a complex reconstruction problem. Both the prediction accuracy and the computational effort results from Figure 3 provide metrics for the early elimination of underperforming machine learning designs. It goes without saying that the design and validation effort (both human and machine) for lower complexity levels is incomparably lower than when tackling the problem in its full complexity.

*Future directions - Post-processing models.* Our single-step models should be supplemented in future research by pre and post-processing steps. Preprocessing involves the formation of clusters from hits, i.e., one could envisage a combination of the encoder-regressor model to form clusters, which are then fed into the classifier model. There are many avenues for ML-based post-processing algorithms. Among these, one could again consider a combined application of the presented methods. For example, as the EncDec model is particularly well suited to the prediction of individual hits, it could be used as a post-processing step, where it could determine for each track candidate whether it is missing hits and add those hits to that track. Another simple addition could be a model that predicts - track candidate by track candidate - which hits are incorrectly assigned. This model could use physically informed loss functions that perform the track parameterisation. It would scale with the number of track candidates (this would still be better than models that scale with the number of hit candidates) and would certainly increase accuracy.

*Future directions - Faster models.* Other directions of future research could be oriented towards reducing the computational complexity of the Transformers through the use of recent developments in this field, for example using top-K attention, as suggested by Gupta et al. [69] and studying the large number of efficient transformer architectures, e.g., [53, 54, 55, 56, 57]. Regarding sparse U-Nets, while optimised for speed, future work could focus on further reducing computation time. This may involve studying the trade-off between performance and model size to find an optimal balance.

*Future directions - The use of the full posterior.* The EncCla provides also a unique feature that could be made use of in future developments, which is the fact that it does not just output for every hit exactly what track it belongs to, but it actually predicts a vector of probabilities per hits. As such, for each hit, it associates a probability to this hit belonging to all of the tracks. An example plot for five hits of an arbitrary event is given in Figure 4. Such output will allow for powerful post-prediction analysis as an extra validity step, resulting in corrections to the predicted hit associations if need be. In the context of language models, this full vector of probabilities has found extensive use, and similar strategies could be applied in this context.

## ACKNOWLEDGMENTS

This paper is a result of the collaboration between Radboud University, Nikhef, the University of Twente, SURF, the University of Valencia and the University of Amsterdam. The project has been supported by grants and computing resources from NWO (grant no. 62004546 and grant no. OCENW.GROOT.2019.032), the Dutch national e-infrastructure with the support of the SURF (grant no. EINF-7404), Valencian Community (grant no. CIAICO/2021/184), Valencian Foundation (ValgrAI), Quantum Spain project. The work of R. RdA was supported

- S. Caron et al.

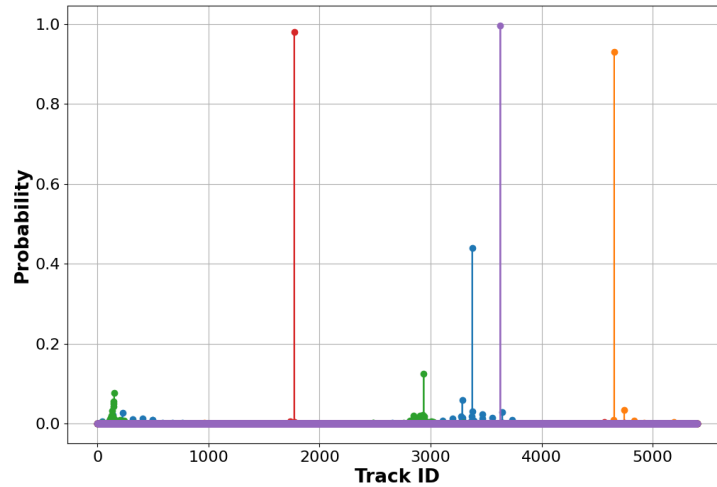


Fig. 4. SoftMax outputs of the EncCla model for the first five hits for one event for all track classes, showing some hits with high confidence predictions for a track ID and others with low confidence predictions.

by PID2020-113644GB-I00 from the Spanish Ministerio de Ciencia e Innovación and by the PROMETEO/2022/69 from the Spanish GVA. The author(s) gratefully acknowledges the computer resources at Artemisa, funded by the European Union ERDF and Comunitat Valenciana as well as the technical support provided by the Instituto de Física Corpuscular, IFIC (CSIC-UV).

## REFERENCES

- [1] Ashish Vaswani, Noam Shazeer, Niki Parmar, Jakob Uszkoreit, Llion Jones, Aidan N. Gomez, Łukasz Kaiser, and Illia Polosukhin. 2017. Attention is all you need. In *Proceedings of the 31st International Conference on Neural Information Processing Systems*.
- [2] Olaf Ronneberger, Philipp Fischer, and Thomas Brox. 2015. U-net: convolutional networks for biomedical image segmentation. In *Medical Image Computing and Computer-Assisted Intervention – MICCAI 2015*. doi: 10.1007/978-3-319-24574-4\_28.
- [3] The ALICE Collaboration et al. 2008. The ALICE experiment at the CERN LHC. *Journal of Instrumentation*. doi: 10.1088/1748-0221/3/08/S08002.
- [4] The ATLAS Collaboration et al. 2008. The ATLAS Experiment at the CERN Large Hadron Collider. *Journal of Instrumentation*. doi: 10.1088/1748-0221/3/08/S08003.
- [5] The CMS Collaboration et al. 2008. The CMS experiment at the CERN LHC. *Journal of Instrumentation*. doi: 10.1088/1748-0221/3/08/S08004.
- [6] The LHCb Collaboration et al. 2008. The LHCb Detector at the LHC. *Journal of Instrumentation*. doi: 10.1088/1748-0221/3/08/S08005.
- [7] Katherine Woodruff and on behalf of the MicroBooNE collaboration. 2018. Automated proton track identification in microboone using gradient boosted decision trees. *Journal of Physics: Conference Series*. doi: 10.1088/1742-6596/1085/4/042019.
- [8] J.A. Aguilar et al. 2011. A fast algorithm for muon track reconstruction and its application to the antares neutrino telescope. *Astroparticle Physics*. doi: 10.1016/j.astropartphys.2011.01.003.
- [9] R.B. Patterson, E.M. Laird, Y. Liu, P.D. Meyers, I. Stancu, and H.A. Tanaka. 2009. The extended-track event reconstruction for miniboone. *Nuclear Instruments and Methods in Physics Research Section A: Accelerators, Spectrometers, Detectors and Associated Equipment*. doi: 10.1016/j.nima.2009.06.064.
- [10] Diego González-Díaz et al. 2015. Accurate  $\gamma$  and mev-electron track reconstruction with an ultra-low diffusion xenon/tma tpc at 10atm. *Nuclear Instruments and Methods in Physics Research Section A: Accelerators, Spectrometers, Detectors and Associated Equipment*. doi: 10.1016/j.nima.2015.08.033.
- [11] R. E. Kalman. 1960. A new approach to linear filtering and prediction problems. *Journal of Basic Engineering*. doi: 10.1115/1.3662552.
- [12] P. Abreu et al. 1996. Performance of the delphi detector. *Nuclear Instruments and Methods in Physics Research Section A: Accelerators, Spectrometers, Detectors and Associated Equipment*, 57–100. doi: 10.1016/0168-9002(96)00463-9.

- [13] Richard O. Duda and Peter E. Hart. 1972. Use of the hough transformation to detect lines and curves in pictures. *Commun. ACM*. doi: 10.1145/361237.361242.
- [14] S. Agostinelli et al. 2003. Geant4—a simulation toolkit. *Nuclear Instruments and Methods in Physics Research Section A: Accelerators, Spectrometers, Detectors and Associated Equipment*. doi: 10.1016/S0168-9002(03)01368-8.
- [15] K Edmonds, S Fleischmann, T Lenz, C Magass, J Mechnich, and A Salzburger. 2008. The Fast ATLAS Track Simulation (FATRAS). Tech. rep.
- [16] Elzbieta Richter-Was, D Froidevaux, and Luc Poggioli. 1998. ATLEAST 2.0 a fast simulation package for ATLAS. Tech. rep.
- [17] S. Lantz et al. 2020. Speeding up particle track reconstruction using a parallel kalman filter algorithm. *Journal of Instrumentation*. doi: 10.1088/1748-0221/15/09/P09030.
- [18] Nils Braun. 2019. *Combinatorial Kalman filter and high level trigger reconstruction for the Belle II experiment*. doi: 10.1007/978-3-030-24997-7.
- [19] R. Frühwirth. 1987. Application of kalman filtering to track and vertex fitting. *Nuclear Instruments and Methods in Physics Research Section A: Accelerators, Spectrometers, Detectors and Associated Equipment*. doi: 10.1016/0168-9002(87)90887-4.
- [20] The ATLAS collaboration. 2019. Fast Track Reconstruction for HL-LHC. Tech. rep. CERN.
- [21] Kiehn, Moritz et al. 2019. The trackml high-energy physics tracking challenge on kaggle. *EPJ Web Conf*. doi: 10.1051/epjconf/201921406037.
- [22] O. Bakina et al. 2022. Deep learning for track recognition in pixel and strip-based particle detectors. *Journal of Instrumentation*. doi: 10.1088/1748-0221/17/12/P12023.
- [23] Biscarat, Catherine, Caillou, Sylvain, Rougier, Charline, Stark, Jan, and Zahreddine, Jad. 2021. Towards a realistic track reconstruction algorithm based on graph neural networks for the hl-lhc. *EPJ Web Conf*. doi: 10.1051/epjconf/202125103047.
- [24] Nicholas Choma et al. 2020. Track seeding and labelling with embedded-space graph neural networks. (2020). doi: 10.48550/arXiv.2007.00149.
- [25] Gage DeZoort, Savannah Thais, Javier Duarte, Vesal Razavimaleki, Markus Atkinson, Isobel Ojalvo, Mark Neubauer, and Peter Elmer. 2021. Charged particle tracking via edge-classifying interaction networks. *Computing and Software for Big Science*. doi: 10.1007/s41781-021-00073-z.
- [26] 2022. *Graph neural networks for particle tracking and reconstruction*. *Artificial Intelligence for High Energy Physics*. doi: 10.1142/9789811234033\_0012.
- [27] Abdelrahman Elabd et al. 2022. Graph neural networks for charged particle tracking on fpgas. *Frontiers in Big Data*. doi: 10.3389/fdata.2022.828666.
- [28] Steven Farrell et al. 2018. Novel deep learning methods for track reconstruction. (2018). doi: 10.48550/arXiv.1810.06111.
- [29] Aneesh Heintz et al. 2020. Accelerated charged particle tracking with graph neural networks on fpgas. (2020). doi: 10.48550/arXiv.2012.01563.
- [30] Xiangyang Ju et al. 2020. Graph neural networks for particle reconstruction in high energy physics detectors. (2020). doi: 10.48550/arXiv.2003.11603.
- [31] Xiangyang Ju et al. 2021. Performance of a geometric deep learning pipeline for hl-lhc particle tracking. *European Physical Journal C*. doi: 10.1140/epjc/s10052-021-09675-8.
- [32] Mikael Mieskolainen. 2023. Hypertrack: neural combinatorics for high energy physics. (2023). doi: 10.48550/arXiv.2309.14113.
- [33] Daniel Murnane, Savannah Thais, and Ameya Thete. 2023. Equivariant graph neural networks for charged particle tracking. (2023). doi: 10.48550/arXiv.2304.05293.
- [34] Savannah Thais and Gage DeZoort. 2021. Instance segmentation gnns for one-shot conformal tracking at the lhc. (2021). doi: 10.48550/arXiv.2103.06509.
- [35] Jonathan Shlomi, Peter Battaglia, and Jean-Roch Vlimant. 2020. Graph neural networks in particle physics. *Machine Learning: Science and Technology*. doi: 10.1088/2632-2153/abbf9a.
- [36] Aristeidis Tsaris et al. 2018. The hep.trkx project: deep learning for particle tracking. *Journal of Physics: Conference Series*. doi: 10.1088/1742-6596/1085/4/042023.
- [37] Alina Lazar et al. 2023. Accelerating the inference of the exa.trkx pipeline. *Journal of Physics: Conference Series*. doi: 10.1088/1742-6596/2438/1/012008.
- [38] Lieret, Kilian and DeZoort, Gage. 2024. An object condensation pipeline for charged particle tracking at the high luminosity lhc. *EPJ Web of Conf*. doi: 10.1051/epjconf/202429509004.
- [39] Kilian Lieret, Gage DeZoort, Devdoot Chatterjee, Jian Park, Siqi Miao, and Pan Li. 2023. High pileup particle tracking with object condensation. (2023). doi: 10.48550/arXiv.2312.03823.
- [40] Kieseler, Jan. 2020. Object condensation: one-stage grid-free multi-object reconstruction in physics detectors, graph, and image data. *The European Physical Journal C*. doi: 10.1140/epjc/s10052-020-08461-2.
- [41] Huilin Qu, Congqiao Li, and Sitian Qian. 2022. Particle transformer for jet tagging. In *Proceedings of the 39th International Conference on Machine Learning*.

- S. Caron et al.

- [42] Vinicius Mikuni and Florencia Canelli. 2021. Point cloud transformers applied to collider physics. *Machine Learning: Science and Technology*. doi: 10.1088/2632-2153/ac07f6.
- [43] Anja Butter, Nathan Huetsch, Sofia Palacios Schweitzer, Tilman Plehn, Peter Sorrenson, and Jonas Spinner. 2023. Jet diffusion versus jetgpt – modern networks for the lhc. (2023). doi: 10.48550/arXiv.2305.10475.
- [44] Matthew Leigh, Debajyoti Sengupta, Guillaume Quétant, John Andrew Raine, Knut Zoch, and Tobias Golling. 2024. PC-JeDi: Diffusion for particle cloud generation in high energy physics. *SciPost Phys*. doi: 10.21468/SciPostPhys.16.1.018.
- [45] Luc Builtjes, Sascha Caron, Polina Moskvitina, Clara Nellist, Roberto Ruiz de Austri, Rob Verheyen, and Zhongyi Zhang. 2024. Attention to the strengths of physical interactions: transformer and graph-based event classification for particle physics experiments. (2024). doi: 10.48550/arXiv.2211.05143.
- [46] Sascha Caron, José Enrique García Navarro, María Moreno Llacer, Polina Moskvitina, Mats Rovers, Adrián Rubio Jiménez, Roberto Ruiz de Austri, and Zhongyi Zhang. 2024. Universal anomaly detection at the lhc: transforming optimal classifiers and the ddd method. (2024). doi: 10.48550/arXiv.2406.18469.
- [47] Xiaocong Ai et al. 2022. A common tracking software project. *Computing and Software for Big Science*. doi: 10.1007/s41781-021-00078-8.
- [48] Corentin Allaire, Françoise Bouvet, Hadrien Grasland, and David Rousseau. 2023. Ranking-based neural network for ambiguity resolution in acts. (2023). doi: 10.48550/arXiv.2312.05070.
- [49] Akar, Simon et al. 2021. Progress in developing a hybrid deep learning algorithm for identifying and locating primary vertices. *EPJ Web Conf*. doi: 10.1051/epjconf/202125104012.
- [50] Simon Akar, Michael Peters, Henry Schreiner, Michael D Sokoloff, and William Tepe. 2023. Comparing and improving hybrid deep learning algorithms for identifying and locating primary vertices. (2023). doi: 10.48550/arXiv.2304.02423.
- [51] Sabrina Amrouche et al. 2020. The tracking machine learning challenge: accuracy phase. In *The NeurIPS '18 Competition*. doi: 10.1007/978-3-030-29135-8\_9.
- [52] Uraz Odyurt, Stephen Nicholas Swatman, Ana-Lucia Varbanescu, and Sascha Caron. 2024. Reduced simulations for high-energy physics, a middle ground for data-driven physics research. In *Computational Science – ICCS 2024*. doi: 10.1007/978-3-031-63751-3\_6.
- [53] Tri Dao. 2023. Flashattention-2: faster attention with better parallelism and work partitioning. (2023). doi: 10.48550/arXiv.2307.08691.
- [54] Rewon Child, Scott Gray, Alec Radford, and Ilya Sutskever. 2019. Generating long sequences with sparse transformers. (2019). doi: 10.48550/arXiv.1904.10509.
- [55] Iz Beltagy, Matthew E. Peters, and Arman Cohan. 2020. Longformer: the long-document transformer. (2020). doi: 10.48550/arXiv.2004.05150.
- [56] Nikita Kitaev, Lukasz Kaiser, and Anselm Levskaya. 2020. Reformer: the efficient transformer. (2020). doi: 10.48550/arXiv.2001.04451.
- [57] Krzysztof Choromanski et al. 2022. Rethinking attention with performers. (2022). doi: 10.48550/arXiv.2009.14794.
- [58] Tri Dao, Dan Fu, Stefano Ermon, Atri Rudra, and Christopher Ré. 2022. Flashattention: fast and memory-efficient exact attention with io-awareness. In *Advances in Neural Information Processing Systems*.
- [59] Juho Lee, Yoonho Lee, Jungtaek Kim, Adam Kosiorek, Seungjin Choi, and Yee Whye Teh. 2019. Set transformer: a framework for attention-based permutation-invariant neural networks. In *Proceedings of the 36th International Conference on Machine Learning*.
- [60] 2023. Weights & biases: the ai developer platform. <https://wandb.ai/>.
- [61] Ricardo J. G. B. Campello, Davoud Moulavi, and Joerg Sander. 2013. Density-based clustering based on hierarchical density estimates. In *Advances in Knowledge Discovery and Data Mining*. doi: 10.1007/978-3-642-37456-2\_14.
- [62] Geoffrey Stewart and Mahmood Al-Khassawneh. 2022. An implementation of the hdbscan\* clustering algorithm. *Applied Sciences*. doi: 10.3390/app12052405.
- [63] Suyog Gupta, Ankur Agrawal, Kailash Gopalakrishnan, and Pritish Narayanan. 2015. Deep learning with limited numerical precision. In *Proceedings of the 32nd International Conference on Machine Learning*.
- [64] Benjamin Graham and Laurens van der Maaten. 2017. Submanifold sparse convolutional networks. (2017). doi: 10.48550/arXiv.1706.01307.
- [65] Benjamin Graham, Martin Engelcke, and Laurens van der Maaten. 2018. 3d semantic segmentation with submanifold sparse convolutional networks. In *2018 IEEE/CVF Conference on Computer Vision and Pattern Recognition*, 9224–9232. doi: 10.1109/CVPR.2018.00961.
- [66] Ahmed AL Qurri and Mohamed Almekkawy. 2023. Improved unet with attention for medical image segmentation. *Sensors*. doi: 10.3390/s23208589.
- [67] P. Abratenko et al. 2021. Semantic segmentation with a sparse convolutional neural network for event reconstruction in microboone. *Phys. Rev. D*. doi: 10.1103/PhysRevD.103.052012.
- [68] Spconv Contributors. 2022. Spconv: spatially sparse convolution library. Accessed: 2024-07-08. <https://github.com/traveller59/spconv>.
- [69] Ankit Gupta, Guy Dar, Shaya Goodman, David Ciprut, and Jonathan Berant. 2021. Memory-efficient transformers via top-*k* attention. (2021). doi: 10.48550/arXiv.2106.06899.