

Decoding Climate Disagreement: A Graph Neural Network-Based Approach to Understanding Social Media Dynamics

Ruiran Su

Department of Engineering Science
University of Oxford
ruiran.su@trinity.ox.ac.uk

Janet B. Pierrehumbert

Oxford e-Research Centre
University of Oxford
janet.pierrehumbert@oerc.ox.ac.uk

Abstract

This work introduces the ClimateSent-GAT Model, an innovative method that integrates Graph Attention Networks (GATs) with techniques from natural language processing to accurately identify and predict disagreements within Reddit comment-reply pairs. Our model classifies disagreements into three categories: agree, disagree, and neutral. Leveraging the inherent graph structure of Reddit comment-reply pairs, the model significantly outperforms existing benchmarks by capturing complex interaction patterns and sentiment dynamics. This research advances graph-based NLP methodologies and provides actionable insights for policymakers and educators in climate science communication.

1 Introduction

The urgency of addressing climate change is paralleled by the complexity of discussions it evokes on social media platforms. These platforms, functioning as contemporary public squares, host diverse opinions intertwined with misinformation (Diggelmann et al., 2020a), posing significant challenges for distinguishing constructive debates from misleading discourse (Johansson et al., 2023). Traditional natural language processing (NLP) techniques often fall short in effectively understanding disagreements that characterize online discussions.

Graph Neural Networks (GNNs), particularly Graph Attention Networks (GATs) (Veličković et al., 2018), have emerged as potent tools for modeling relational data in complex networks. Their capability to learn and represent relationships in data makes them ideally suited for modelling social media interactions, where the structure of dialogue can be as informative as the content itself.

Thus, we present the ClimateSent-GAT Model in this paper, which not only exploits the textual and sentimental content of communications but also captures the intricate interactions of climate

discourse on social media. In the context of climate change discussions on platforms like Reddit, where comment-reply pairs form a natural graph structure, our model innovatively applies GATs to this domain. By focusing on the detection of disagreement in climate-related discourse, ClimateSent-GAT aims to shed light on the patterns of communication that propagate misinformation and foster contention. The objective is twofold: to advance the methodologies of NLP by integrating them with graph-based models, and to provide actionable insights that can aid policymakers, educators, and social media platforms in fostering a more informed and rational public discourse on climate change.

Statistics	r/climate
Start Date	January 2015
End Date	May 2021
Number of Posts	2367
Number of Users	4,580
Comment-Reply Interactions	5,773
Interactions labelled as Agree	32%
Interactions labelled as Neutral	28%
Interactions labelled as Disagree	40%

Table 1: Dataset statistics for the r/climate subreddit.

Our study employed the Climate subset from the DEBAGREEMENT dataset, as described in (Pougué-Biyong et al., 2021). The DEBAGREEMENT dataset was constructed by harvesting data from various subreddits using the PushShift API, which offers historical data for research purposes. To ensure the dataset only included meaningful interactions, submissions and comments with minimal engagement (fewer than a set threshold of comments or words) were excluded. This filtering aimed to focus on more impactful discussions. The resulting dataset comprised high-quality interactions that form a complex web of communication dynamics, annotated for (dis)agreement based on

comment-reply contexts. The dataset is available under a Creative Commons Attribution 4.0 International License and can be accessed via <https://scale.com/open-datasets/oxford>. The subset we used was taken from the r/climate subreddit, a community dedicated to discussions on climate issues. Established in 2008, r/climate has grown to encompass 99,000 members. The Climate subset comprises all submissions and posts from Jan 2015 to May 2021. Each comment length ranging from 10 to 100 words, and for the DEBAGREEMENT dataset, comment-reply interactions were labelled by crowd-workers as “agree”, “disagree”, or “neutral”. We used this dataset for the same three-way classification task, to evaluate our model’s capability to detect disagreements within climate change-related comment-reply pairs. We demonstrate superior performance compared to pre-existing models (see Table 2).

2 Literature Review

2.1 Graph Neural Networks in Understanding Social Dynamics

Graph Neural Networks (GNNs) have emerged as a powerful tool for understanding complex network structures. One of the foundational works in applying GNNs to social networks is [Kipf and Welling \(2017\)](#), who demonstrated how Graph Convolutional Networks (GCNs) could be used to classify nodes in citation networks. Building on this approach, researchers have adapted similar models to more complex social structures, such as user interactions on social media platforms ([Hamilton et al., 2017](#)). These studies show that GNNs can effectively model relationships and interactions, leading to improved performance in tasks like community detection and influence prediction.

Graph Attention Networks (GATs), introduced by [Veličković et al. \(2018\)](#), further enhance this capability by incorporating attention mechanisms that weigh the influence of neighboring nodes. This feature is particularly useful in social media contexts, where the relevance and influence of a comment can vary significantly based on the interaction dynamics. For instance, [Abu-El-Haija et al. \(2019\)](#) leveraged GATs to predict the future state of users in dynamic social networks, effectively mapping how interactions influence user behavior over time. Moreover, GATs can be deployed to tackle more direct social issues. For example, [Gao et al. \(Gao et al., 2022\)](#) used GATs to study the diffusion of

information in online social networks, identifying key patterns that signify misinformation spread. This is directly relevant to fields like climate science, where misinformation can have significant real-world impacts.

Overall, the integration of GNNs into the analysis of social media dynamics offers a promising perspective for not only detecting and understanding social interactions but also for intervening in a timely manner to guide discussions towards more constructive outcomes. The ongoing development in this field suggests a growing potential for GNNs to contribute significantly to our understanding of digital communication landscapes, especially in contentious domains like climate science where the clarity and accuracy of information are paramount.

2.2 Graph Neural Networks in NLP

Graph Neural Networks (GNNs) continue to make significant strides in the field of Natural Language Processing (NLP), providing advanced solutions to complex problems where traditional methods fall short. The adaptability of GNNs to encode relationships within data makes them particularly effective for tasks involving rich contextual and relational information.

Advancements in semantic role labelling leverage GNNs to incorporate deep contextual embeddings. [Marcheggiani and Titov \(2017\)](#) present a novel approach that integrates contextual information with GNNs, enhancing the model’s ability for semantic labelling.

[Wang et al. \(2021\)](#) introduce a cross-lingual graph neural network that models syntactic and semantic relationships across languages. This framework significantly improves text classification accuracy, particularly for low-resource languages, by capturing and utilizing the inherent linguistic structures across different language families.

[Ghosal et al. \(2020\)](#) developed DialogueGCN, a graph convolutional network tailored for emotion recognition in conversations. This model recognizes and interprets the emotional dynamics in dialogues by structuring the dialogue as a graph where nodes represent utterances and edges define the interaction dynamics, leading to more nuanced and accurate emotion recognition.

Expanding the use of GNNs to document-level tasks, [Yasunaga et al. \(2017\)](#) explored multi-document summarization through a graph-based approach. Their model, which constructs graphs rep-

representing relationships between sentences across documents, demonstrates improved performance in identifying key information and generating coherent summaries, showcasing the potential of GNNs to manage and synthesize information from multiple text sources.

These applications highlight the versatility and robustness of GNNs in tackling diverse NLP challenges. By effectively capturing and processing relational data, GNNs not only improve the performance of NLP systems but also open new avenues for research and development in the field.

Given the hierarchical and interconnected nature of social media threads, GNNs offer a promising avenue for disagreement detection, which we exploit in our ClimateSent-GAT model.

2.3 Disagreement Detection and Modeling Social Interactions

Disagreement detection in online discussions is a critical area of research in NLP that has seen substantial advancements with the incorporation of machine learning techniques, particularly GNNs. This section explores the latest methodologies for modeling social interactions and detecting disagreements, emphasizing the integration of sophisticated NLP tools with social network analysis.

Early works in disagreement detection leveraged techniques like sentiment analysis and opinion mining (Pang and Lee, 2008). With the maturation of the field, more nuanced techniques such as argumentation mining emerged (Cabrio and Villata, 2017).

Recent studies have pushed the boundaries of disagreement detection by employing advanced machine learning frameworks that integrate GNNs with other deep learning techniques. Huang et al. (Huang et al., 2021) utilized a Recurrent Graph Neural Networks (RGNN) to effectively identify disagreement in online forums. The RGNN model captures both the textual content and the relational dynamics between participants, leading to a more nuanced understanding of disagreement.

Climate science discussions, given their polarized nature, make the understanding of disagreement indispensable. The DEBAGREEMENT dataset and the Stance Embeddings Model by Poug  -Biyong et al. (Poug  -Biyong et al., 2023) have laid the groundwork in this specific domain.

These developments represent a leap forward in our ability to not only detect but also interpret

and respond to disagreements in digital communication. However, most existing approaches have focused solely on textual features, missing out on the rich contextual cues available in the conversational structure of social media threads.

3 Experiments

3.1 Climate-related Entities Compilation

This research uses the Climate subset of DEBAGREEMENT. Our goal is to train a hybrid model which exploits both user interactions and sentiment features in the discourse towards climate-related entities. Thus, we firstly executed Named Entity Recognition (NER) using the SpaCy model. Then, we filtered out entities from non-relevant categories such as cardinal numbers, dates, and monetary values. The remained entities are still messy, so we manually compiled a climate-related entity list (see Appendix A) based on automatically extracted entities. We ended up having 1397 climate-related entities for further experiments.

3.2 ClimateSent-GAT Model Construction

In this paper, we introduce a hybrid model architecture that leverages textual embeddings, sentiment scores and Graph Attention Networks (GATs) to capture contextual and semantic information effectively. In the realm of climate science discussions, understanding the social relations and sentiment interactions towards climate entities in comment-reply structures can offer profound insights into public perceptions and discourse dynamics. Our ClimateSent-GAT model, a specialized variant of the Graph Attention Network, is tailored to capture these intricate sentiment relationships.

The choice of GATs over other types of GNNs such as Graph Convolutional Networks (GCNs) or Graph Recurrent Networks (GRNs) was motivated by several key considerations:

- **Dynamic Edge Weighting:** Unlike GCNs, which utilize fixed weights for edges based on the graph structure, GATs dynamically compute the weights through attention mechanisms. This adaptability is essential for social media, where the relevance of comments can significantly vary based on the context and interaction dynamics.
- **Fine-Grained Attention:** GATs provide fine-grained control over information flow between nodes (e.g., comments and replies), focusing

on the most informative parts of the data. This feature is crucial for environments like online forums, where not all interactions directly contribute to the outcomes of sentiment or disagreement detection.

- **Robustness to Sparse Data:** Online discussions are often characterized by sparsity and uneven distribution. GATs excel in these settings by concentrating attention on significant nodes and edges, thus enhancing the model’s predictive accuracy and reducing background noise.
- **Enhanced Feature Integration:** The architecture of GATs allows for a nuanced integration of node and edge features, such as textual embeddings and sentiment scores. This integration is vital for detecting subtle cues that signify agreement or disagreement in communication.

In this section, we’ll further introduce the details of the model.

3.2.1 Feature Engineering

We utilize a multi-faceted feature engineering approach that combines transformer-based sentence embeddings and sentiment scores to form a robust and contextually rich representation of social media dialogues.

To encode the textual features of the dataset, we utilize Sentence-BERT (paraphrase-MiniLM-L6-v2). The model generates 384-dimensional vectors that capture semantic meanings and syntactic structures for each sentence in the dialogue. The textual embeddings are then utilized as node features in our graph-structured data.

Sentiment analysis has been effectively applied to understand public opinion and user-generated content (Cabrio and Villata, 2017). To further enrich our feature set, we incorporate entity-based sentiment scores towards the climate-related entities for both parent and child messages in a conversation thread. For each climate-related entity identified in the text, a snippet comprising 30 characters before and after the entity mention was extracted. The sentiment scores serve as an additional source of information, capturing the emotional tone and nuance in the dialogues, which is pivotal in discerning disagreement or agreement among users.

We firstly extracted the comment-reply pairs which mention at least one of the climate-related

entities in the list, either in the parent text or the child text, based on the assumption that even if an entity isn’t mentioned in both parent and child text but still is the subject of the discussion. We utilized HuggingFace’s transformers library and initialized a sentiment analysis pipeline, this choice was motivated by the necessity to understand nuanced emotional expressions in social media texts. We designed a function which locates the mention of an entity and extracts a small context window around it (30 characters before and after the entity). The sentiment within this window is then evaluated, assigning a score and label based on the content’s sentiment concerning the entity. If the entity is not mentioned in the text, a neutral sentiment is automatically assigned. This approach ensures that the sentiment analysis is focused and relevant to the specific topic being discussed rather than the entire comment, which may contain multiple sentiments.

We ended up gathering 8721 rows of comment-reply pairs with sentiment-parent and sentiment-child scores towards each climate-related entity.

3.2.2 Model Architecture

The Climate subset of DEBAGREEMENT we use is inherently hierarchical and can be modeled effectively as a graph. In our graph representation, each node corresponds to a message in a thread of the social media interaction, with edges representing the parent-child relationship between messages.

Each parent-child comment pair forms two nodes in our graph. Specifically, a node corresponding to a parent comment will have the textual embedding of the parent comment and its sentiment score; another node corresponding to a child comment will have the textual embedding of the child comment and its sentiment score (see Fig.1). Edges between nodes are formed based on the parent-child relationships. A directed edge is created from the parent message to the child message, capturing the flow of social conversations.

Each node (comment) has features based on textual embeddings and sentiment scores. Differences in sentiment might be a straightforward indicator of potential disagreement.

For capturing topological and contextual information, we deploy Graph Attention Networks (GATs). Our architecture consists of two GAT layers:

- The first GAT layer has 64 output channels with 8 attention heads. This layer is responsi-

ble for capturing local structural information.

- The second GAT layer further refines these features into 64 dimensions, serving to abstract higher-level features from the graph.

Both GAT layers use dropout for regularization and the Exponential Linear Unit (ELU) activation function for introducing non-linearity.

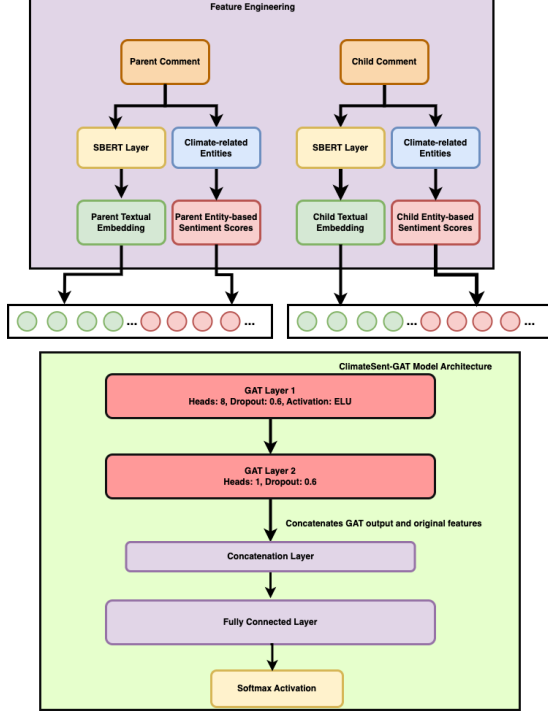


Figure 1: Diagram for the pipeline of the ClimateSent-GAT model

The core of ClimateSent-GAT lies in fusing graph-based features with textual and sentiment features. This captures both the contextual information within a thread and the semantic information of each individual message.

The concatenated feature vector is then passed through a fully connected layer that has three output units corresponding to our classes: Disagree (Class 0), Neutral (Class 1), and Agree (Class 2). A softmax activation is then applied to convert the logits into class probabilities.

Given a directed graph $G = (V, E)$, where V denotes the set of nodes representing both parent and child comments in social media threads, and E represents the set of edges indicating reply relationships, we construct the graph’s adjacency matrix and node features to train the ClimateSent-GAT model.

For a given pair of nodes i and j , the raw attention coefficient e_{ij} is computed as:

$$e_{ij} = \text{ELU} \left(a^T [W_1 h_{i,\text{embed}} \parallel W_2 h_{i,\text{sentiment}} \parallel W_3 h_{j,\text{embed}} \parallel W_4 h_{j,\text{sentiment}}] \right) \quad (1)$$

Here, W_1, W_2, W_3 , and W_4 are transformation matrices specific to different feature subsets (textual embeddings and sentiment scores for both parent and child comments). a^T is a transposed learnable weight vector. The ELU activation function ensures that the network maintains gradient flow even when negative attention coefficients are encountered.

To normalize the attention coefficients, we use:

$$\alpha_{ij} = \frac{\exp(e_{ij})}{\sum_{k \in N(i)} \exp(e_{ik})} \quad (2)$$

Here, α_{ij} is the normalized attention coefficient, and $N(i)$ denotes the neighbors of node i .

Our model integrates multi-head attention, computed as:

$$h'_i = \parallel_{k=1}^K \sigma \left(\sum_{j \in N(i)} \alpha_{ij}^k [W_1^k h_{j,\text{embed}} \parallel W_2^k h_{j,\text{sentiment}}] \right) \quad (3)$$

Each updated node feature h'_i incorporates information from K different attention heads, each with their own transformed versions of the node features. This allows for more diverse and richer representations.

3.2.3 Training and Evaluation

We divided the dataset into training, validation, and testing subsets using a 70-15-15 percentage split, respectively.

For reproducibility, we set up a fixed random seed of 42 for both NumPy and PyTorch. We trained the model using the Adam optimizer with a learning rate of 0.001 and a weight decay of 5×10^{-4} . To address class imbalance, we also oversampled the minority class (Class 1, Neutral) to ensure a balanced representation of classes in the training process. The class weights are computed based on the oversampled dataset to further mitigate the imbalance issue during model training.

Additionally, to prevent overfitting, we implemented an early stopping mechanism. The patience for early stopping is set to 20 epochs. After training, we evaluated the model on the test set to assess its performance.

Table 2: Comparison of Classification Metrics for Different Models

Metrics	ClimateSent-GAT	GAT	BERT	RoBERTa	ClimateBERT
Class 0 - Disagree					
Precision	0.87	0.50	0.50	<u>0.73</u>	<u>0.73</u>
Recall	<u>0.78</u>	0.33	0.88	<u>0.56</u>	<u>0.56</u>
F1-score	0.82	0.39	<u>0.64</u>	0.63	0.63
Class 1 - Neutral					
Precision	0.65	0.16	<u>0.51</u>	0.36	0.32
Recall	0.81	0.21	0.31	<u>0.69</u>	<u>0.67</u>
F1-score	0.72	0.18	0.39	<u>0.48</u>	0.44
Class 2 - Agree					
Precision	0.78	0.36	0.58	0.60	<u>0.61</u>
Recall	0.80	0.48	0.13	<u>0.57</u>	<u>0.54</u>
F1-score	0.79	0.41	0.21	<u>0.58</u>	0.57
Overall Metrics					
Macro Avg Precision	0.76	0.34	0.53	<u>0.56</u>	<u>0.56</u>
Macro Avg Recall	0.80	0.34	0.44	<u>0.60</u>	0.59
Macro Avg F1-score	0.78	0.33	0.41	<u>0.56</u>	0.55
Weighted Avg Precision	0.80	0.39	0.53	<u>0.63</u>	<u>0.63</u>
Weighted Avg Recall	0.79	0.36	0.51	<u>0.58</u>	0.57
Weighted Avg F1-score	0.80	0.37	0.44	<u>0.59</u>	0.58
Accuracy	0.79	0.36	0.51	<u>0.58</u>	0.57

The experiments in this research aim to predict labels for social media interactions through the proposed ClimateSent-GAT model, as showed in Table 2. For comparative purposes, we also run the standalone GAT model without any textual embeddings. For baseline models, we choose BERT uncased and RoBERTa base models. These are reported in Poug e-Biyong et al. (2021) as yielding F1 scores of 64.2% and 63.3%, respectively, on the same classification task when averaged across all five DEBAGREEMENT subreddits. ClimateBert (Webersinke et al., 2021) was used to define a further baseline. We mainly focus on key metrics that best evaluate the model’s performance based on our focus on predicting (dis)agreement among users on social media.

For the ‘Disagree’ class, we found out that ClimateSent-GAT model achieves the highest precision and F1-score across all models. The precision of 0.87 suggests that the model is reliable at identifying disagreeing comment pairs in climate-related discourse. Interestingly, ClimateSent-GAT scores higher in recall (0.78), indicating that it might be more sensitive to capturing disagreement but at the cost of more false positives, which implies that it struggles to capture most of the disagreeing instances from the dataset. This is significant given

that identifying disagreement is critical for dialog systems, sentiment analysis, and other NLP tasks related to social interactions on climate change.

Secondly, for the ‘Neutral’ class, ClimateSent-GAT model again scores the highest in terms of precision and F1-score. Interestingly, ClimateSent-GAT scores higher in recall (0.79), indicating that it might be more sensitive to capturing neutral sentiments but at the cost of more false positives, as evidenced by the lower precision (0.71).

ClimateSent-GAT surpasses all models in all metrics for the ‘Agree’ and ‘Neutral’ class. The model demonstrates its effectiveness at both accurately identifying and capturing most of the agreeing and neutral instances.

Overall speaking, our model considerably outperforms the other models across all overall metrics. With macro-average and weighted-average F1-scores of 0.78 and 0.80 respectively, ClimateSent-GAT sets a new state-of-the-art for predicting disagreement between comment-reply pairs in climate change discussions.

3.2.4 Improve the interpretability of existing model

ClimateSent-GAT is a hybrid model incorporates both graph and text data, and the model is inher-

ently complex, making it a good candidate for post-hoc interpretability methods.

The attention mechanism of our model assigns different weights to interactions in a graph. Thus, we first extract the attention weights from each layer of the trained model. These attention weights are then initially averaged across the heads for each layer to simplify the representation. Finally, we combine the averaged attention scores from both layers to obtain a single set of attention scores. (see Figure 2) If the model learns to associate certain patterns of interaction (captured through embeddings and sentiment scores) with (dis)agreement, it will assign higher attention weights to such interactions. The x-axis in the histogram represents the

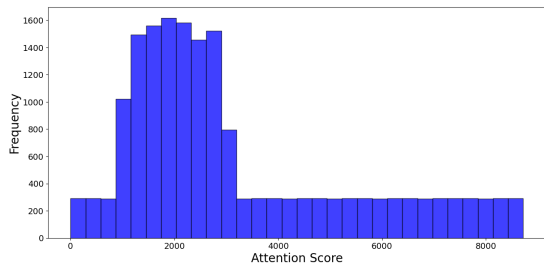


Figure 2: Attention weights to the climate interactions

attention scores, and the y-axis represents the frequency of nodes receiving those scores. The peak and distribution highlight our model’s focus areas, with most nodes receiving moderate attention and a select few receiving very high attention. The distribution shows a long tail extending towards higher attention scores.

Next, we conduct a systemic feature ablation study to further interpret the model. Specifically, we remove one feature at a time (e.g., sentiment scores, textual embeddings, etc.) and observe how the model’s performance changes, which provides an idea of which features are most important for the model.

The ablation study shows that all of our features contribute information, so that omitting any one of them impairs performance. Replicating what [Pougué-Biyong et al. \(2023\)](#) report for BERT-base classification across all five DEBAGREEMENT subreddits, the "Without Child Embeddings" condition yields the worst performance. The child comments are reactions to parent comments, and appear to provide more specific, task-relevant, information about whether the interaction is an agreement or a disagreement.

Omitting either parent entity-based sentiment or

child-entity-based sentiment impairs performance, but surprisingly, the ablated model that omits child entity-based sentiment performs slightly better. This is counterintuitive and might warrant further investigation. Possibly, the child’s sentiment is somewhat redundant with other features, especially if the textual embeddings of child comments are already rich in sentiment information.

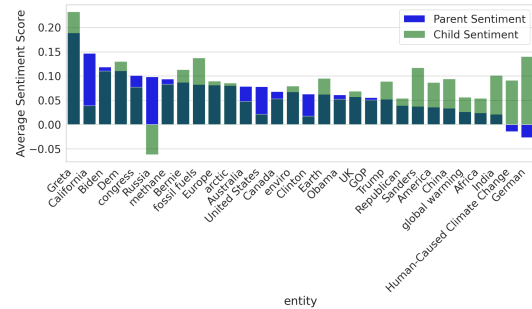


Figure 3: Parent and Child Sentiment by Climate-Related Entities

In conclusion, the feature ablation studies help in understanding the importance of different feature sets in the model. These can be interpreted as an indication of how conversational context or sentiment may affect the model’s ability to classify social media (dis)agreements.

The performance of ClimateSent-GAT underscores the value of incorporating both graph attention mechanisms and robust pre-trained language models in understanding complex social interactions on social media platforms in the climate change discourse. It holds promise for real-world applications for disagreement detection as well.

3.2.5 Climate Entities-Based Analysis

Our methodology makes it possible to identify specific factors and issues relating to (dis)agreements in on-line discourse about climate.

To investigate how (dis)agreements are shaped around climate-related entities, we selected the 30 most frequently occurring entities to visualize their average entity-based sentiment scores and label distributions. Figure 3 illustrates the varying degrees of sentiment between parent and child comments across most frequent-discussed entities, such as "Greta," "California," and "Trump." Generally, child comments exhibit less negative sentiments compared to their parent counterparts. This trend may suggest that child comments often serve to counteract the tone set by parent comments.

Figure 4 compares the parent sentiment for the

Table 3: Feature Ablation Study Results. Notes: (1) CSGAT: ClimateSent-GAT with all features. (2) No Par Emb: Model without parent embeddings. (3) No Ch Emb: Model without child embeddings. (4) No Par Sent: Model without parent entity-based sentiment scores. (5) No Ch Sent: Model without child entity-based sentiment scores.

Metric / Ablated Feature	CSGAT	No Par Emb	No Ch Emb	No Par Sent	No Ch Sent
Accuracy	0.79	0.61	0.56	0.69	<u>0.70</u>
Macro Avg F1	0.78	0.59	0.54	0.67	<u>0.69</u>
Disagree F1	0.82	0.68	0.61	0.75	<u>0.74</u>
Neutral F1	0.72	0.47	0.48	0.60	<u>0.63</u>
Agree F1	0.79	0.62	0.54	0.67	<u>0.68</u>
Disagree Precision	0.87	0.74	0.68	0.78	<u>0.78</u>
Neutral Precision	0.65	0.40	0.43	0.55	<u>0.58</u>
Agree Precision	0.78	0.61	0.52	0.66	<u>0.68</u>
Disagree Recall	0.78	0.62	0.56	0.72	<u>0.71</u>
Neutral Recall	0.81	0.57	0.54	0.66	<u>0.71</u>
Agree Recall	0.80	0.63	0.56	0.67	<u>0.68</u>

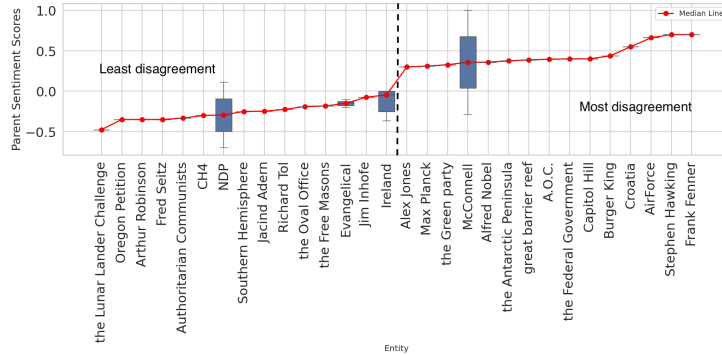


Figure 4: Parent sentiment for entities with least vs most disagreement

entities mentioned in the least versus the most disagreements. Entities on the x-axis are sorted by disagreement percentages in ascending order. Notably, entities involved in more disagreements tend to have higher median parent sentiment scores. This pattern may indicate that when a parent user refers to a climate entity in a more positive manner, the child user often presents a contrasting opinion. We also observed that there is no apparent correlation between sentiment differences and levels of disagreement.

These observations are indicative of the complex interplay between the sentiment expressed and the class of (dis)agreements in the comments. Such dynamics are crucial for understanding how public opinions on climate issues are shaped and propagated through social media platforms. Please see the Appendix for a complete form of (dis)agreements distributions and entity-based sentiment scores.

To analyze the features or labels of nodes receiving the highest attention scores, we selected

the entities associated with the most disagreeing/agreeing/neutral interactions, and extracted the relevant attention weights. The most entities most associated with disagreement include 'Frank Fenner', 'Stephen Hawking', 'AirForce', 'Croatia', 'Burger King', 'Capitol Hill', 'the Federal Government', 'A.O.C.', 'great barrier reef', and 'the Antarctic Peninsula'; the entities associated with most agreement include 'Richard Tol', 'Jacind Adern', 'Southern Hemisphere', 'NDP', 'CH4', 'Authoritarian Communists', 'Arthur Robinson', 'Fred Seitz', 'Oregon Petition', and 'the Lunar Lander Challenge'; the most neutral ones include 'Netherlands', 'GHG', 'Amazon', 'Republican', 'Sanders', 'Renewables', 'the Twilight Zone', 'America', 'The Mississippi River', and 'China'.

The differences in attention displayed in Figure 5 support our suggestion that the ability to learn entity-specific attention weights is a factor in the success of our model. Overall, entities associated with neutral discussions receive the highest attention, followed by entities associated with agree-

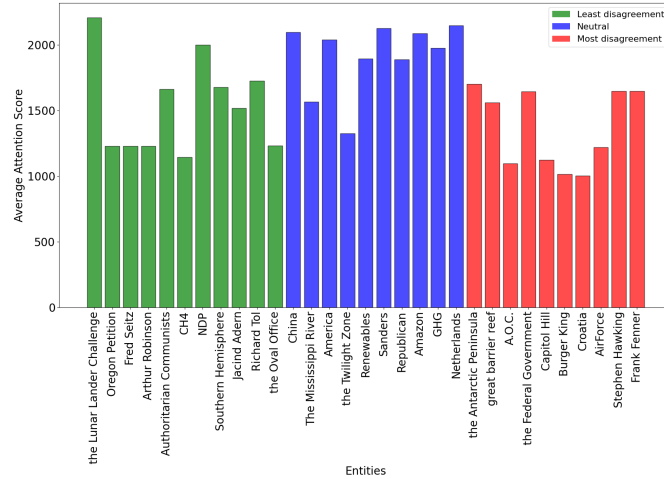


Figure 5: Average Sentiment Attention Scores for Different Entity Categories

ment, and finally entities associated with disagreement. These results mirror the fact that the neutral category is the most difficult one to classify, followed by the agreement category, followed by the disagreement category. We note that the neutral category combines several different sorts of discourse; some neutral posts are so-classified because they do not have any language that expresses strong attitudes, while others have been classified as neutral because they agree in some respects while disagreement in others. It appears that paying attention to the specific entities under discussion helps the model to navigate the nuances of communication in these cases.

4 Related Work

Several notable works precede ours in using graph-based approaches on the DEBAGREEMENT dataset. [Pougué-Biyong et al. \(2023\)](#) use a community-detection algorithm on social networks defined by the interactions, in order to compare the dynamics of polarization in different subreddit communities. [Lorge \(2024\)](#) successfully predicted disagreements in a slice of the DEBAGREEMENT dataset, using a Signed Graph Convolutional Network (SGCN) applied to a bipartite graph organized around the stance of users towards selected named entities. This study showcases the ability of GNNs to discern subtleties in discourse relations that traditional models often miss. Our ClimateSent-GAT achieves better generality by leveraging not only the structural data but also more extensive textual information. We employ Graph Attention Networks (GATs) instead of other graph neural networks, because of their dynamic

edge weighting and fine-grained attention capabilities. These features enable the model to adaptively focus on the most relevant interactions within social media discussions, which is crucial for accurately detecting disagreements and integrating diverse data types such as textual embeddings and sentiment scores.

5 Limitations

We acknowledge several limitations that future research could address. Firstly, the reliance on data from a single social media platform (Reddit) might limit the generalizability of the model. Social media platforms vary significantly in user demographics and interaction styles, which can influence discourse dynamics and the manifestation of disagreement. Secondly, the inherent complexity of the Graph Attention Network (GAT) architecture used in our model could pose challenges in terms of interpretability and computational demands, which may limit deployment when scaling up the model. Lastly, while we have taken significant steps to address ethical considerations, particularly concerning data privacy and the potential for misuse of disagreement detection technologies, these remain critical ongoing concerns. Future iterations of this research should consider multi-platform studies, enhanced methods for handling linguistic nuances, and further exploration of ethical implications in the deployment of NLP technologies in climate discourse.

Acknowledgements

RS is deeply grateful for the support provided by the Jardine Scholarship, which has made this re-

search possible. JBP was supported by the Engineering and Physical Sciences Research Council (EP/T023333/1).

Appendix A: Label Distribution by Climate-Related Entities

Below is the table showing the percentage distribution of labels (Agree, Disagree, Neutral) for various climate-related entities, we manually sampled 176 entities which contain figures, geographic locations, institutions, climate topics and agreements as they are of most importance when studying the (dis)agreements of climate discourse on online platforms.

Appendix A: Label Distribution by Climate-Related Entities

Table 4: Percentage distribution of agreement labels across different climate-related entities.

Entity	Agree (%)	Disagree (%)	Neutral (%)
A.O.C.	100	0	0
ACB	100	0	0
Africa	30	55	15
AirForce	0	100	0
Al gore	0	100	0
Alex Jones	0	100	0
Alfred Nobel	100	0	0
Amazon	38.46	46.15	15.38
America	34.02	51.55	14.43
Antarctic	23.08	69.23	7.69
Arthur Robinson	100	0	0
Asia	33.33	41.67	25
Augsburg University	100	0	0
Australia	52.78	30.56	16.67
Authoritarian Communists	100	0	0
Baltimore	100	0	0
Bernie	27.78	55.56	16.67
Biden	27.5	52.5	20
Bill Nye	0	100	0
Bitcoin	14.29	85.71	0
Brexit	100	0	0
Bruce Willis	0	100	0
Bundesverband WindEnergie	100	0	0
Burger King	100	0	0
CERN	0	100	0
CH4	0	100	0
California	20	65	15
Canada	27.27	45.45	27.27
Capitalism	7.69	92.31	0
Capitol Hill	0	100	0
Chevron	0	0	100
China	27.45	54.9	17.65
Clinton	44.44	50	5.56
Conservative	33.33	50	16.67
Coronavirus	50	0	50
Croatia	0	0	100
Cube Satellites	0	100	0
Dem	38.89	44.44	16.67
ESA	0	100	0
EU	38.46	38.46	23.08
Earth	27.78	58.33	13.89
El-Nino	25	75	0
Elon	40	60	0
Environmental Genocide	0	100	0
Europe	31.25	43.75	25
Evangelical	0	100	0

Table 4 continued from previous page

Entity	Agree (%)	Disagree (%)	Neutral (%)
Exxon	30.77	53.85	15.38
Faux News	100	0	0
Finland	100	0	0
Florida	58.33	16.67	25
Frank Fenner	0	100	0
Fred Seitz	100	0	0
GBR	0	100	0
GE	33.33	66.67	0
GHG	20	70	10
GOP	33.33	45.83	20.83
Georgetown	0	100	0
German	35.71	50	14.29
Gibson	0	50	50
Great Lakes	50	0	50
Green New Deal	14.29	57.14	28.57
Greenpeace	66.67	33.33	0
Greg James	100	0	0
Greta	55.56	33.33	11.11
Gwynne Dyer	0	0	100
Halifax	100	0	0
Harvey	25	75	0
Heartland Institute	50	0	50
Hillary	53.85	38.46	7.69
Holly Gillibrand	0	100	0
Hollywood	100	0	0
Holochain	0	100	0
Human-Caused Climate Change	21.43	71.43	7.14
IEA	100	0	0
IPCC	30.77	46.15	23.08
India	25	46.88	28.12
Inslee	36.36	45.45	18.18
Ireland	40	20	40
Israel	0	0	100
Italy	50	50	0
Jacind Adern	100	0	0
Japan	55.56	22.22	22.22
Jim Inhofe	0	100	0
Kardashv	0	100	0
Kevin Anderson	0	100	0
KristophMcKane	0	100	0
LNG	100	0	0
La Nina	100	0	0
Leonardo DiCaprio	100	0	0
Liberal	0	66.67	33.33
Lithium	0	50	50
Mark Zuckerberg	50	50	0
Mars	60	40	0
Max Planck	0	0	100
McConnell	50	50	0

Table 4 continued from previous page

Entity	Agree (%)	Disagree (%)	Neutral (%)
McPherson	0	80	20
Miami Beach	100	0	0
Michael McCabe	0	100	0
Michale Bays Armageddon	0	100	0
Myron Ebell	100	0	0
NAFTA	100	0	0
NASA	16.67	83.33	0
NATO	100	0	0
NDP	0	100	0
NOAA	20	50	30
Naomi Klein	33.33	33.33	33.33
Nature Communications	100	0	0
Netherlands	33.33	33.33	33.33
New Zealand	50	50	0
North Hemisphere	0	0	100
Norway	60	40	0
Obama	17.24	62.07	20.69
Ohio	33.33	33.33	33.33
Oregon Petition	100	0	0
PBS	100	0	0
PURE CO2	0	0	100
Phoenicians	100	0	0
Pocahontas	0	100	0
PricewaterhouseCoopers	0	0	100
Propaganda	0	50	50
Renewables	0	100	0
Republican	33.96	50.94	15.09
Richard Tol	0	100	0
Royal Dutch Shell	0	0	100
Russia	35	45	20
Sanders	29.41	52.94	17.65
Saudi Arabia	0	100	0
Scotland	0	50	50
Silicon	0	100	0
Socialism	0	100	0
Solar	16.67	66.67	16.67
South Korea	100	0	0
Southern Hemisphere	0	100	0
Stephen Hawking	0	100	0
Switzerland	50	0	50
The BC Liberals	0	100	0
The Mississippi River	100	0	0
The Paris Agreement	0	0	100
The Relative Sea Level of the Sargasso Sea	0	0	100
Thunberg	66.67	16.67	16.67
Trudeau	50	25	25
Trump	39.64	43.24	17.12
Tucson	50	0	50

Table 4 continued from previous page

Entity	Agree (%)	Disagree (%)	Neutral (%)
UK	46.67	40	13.33
United States	56.25	25	18.75
VP Gore	100	0	0
Warren	25	66.67	8.33
Western Europe India	0	0	100
White House	25	50	25
YouTube	57.14	28.57	14.29
arctic	22.58	61.29	16.13
christian	33.33	66.67	0
citizens climate lobby	100	0	0
congress	29.41	64.71	5.88
ecosia	0	66.67	33.33
enviro	35.14	47.97	16.89
fossil fuels	23.29	67.12	9.59
global warming	25.81	56.45	17.74
great barrier reef	100	0	0
green new deal	33.33	33.33	33.33
healthcare	50	50	0
methane	33.33	39.39	27.27
the Antarctic Peninsula	0	100	0
the Federal Government	0	100	0
the Free Masons	0	0	100
the Green party	100	0	0
the Holocene Extinction	0	0	100
the Koch Brothers	100	0	0
the Lunar Lander Challenge	100	0	0
the New York Times	100	0	0
the Oval Office	0	100	0
the Planetary Society	0	100	0
the Supreme Court	100	0	0
the Twilight Zone	100	0	0
the Washington Post	100	0	0
zero hours	0	100	0

Appendix B: Sentiment Analysis of Climate-Related Entities

Below is the table presents the average parent and child sentiment scores for various climate-related entities identified in social media discussions. The entities are sorted by percentage of 'Disagree' in descending order.

Table 5: Parent and child sentiment scores for climate-related entities.

Entity	Parent Sentiment	Child Sentiment
Frank Fenner	0.7	0.1375
Stephen Hawking	0.7	0.1375
AirForce	0.6604166667	0.19
Croatia	0.55	0.1637662338
Burger King	0.5375	0
Capitol Hill	0.5	0.2393939394
the Federal Government	0.4	0.1583333333
A.O.C.	0.3947916667	0.25
great barrier reef	0.3875	0.4333333333
the Antarctic Peninsula	0.375	0.1
Alfred Nobel	0.3583333333	0
McConnell	0.3578125	0.1145833334
the Green party	0.3272727273	-0.225
Max Planck	0.3095454545	-0.2291666667
Alex Jones	0.3	0
Pocahontas	0.2888888889	-0.002083333335
Thunberg	0.2867063492	0.3514814815
Brexit	0.2857142857	0.0833333333
the Planetary Society	0.2843537415	0.1201388889
Cube Satellites	0.28	-0.0833333333
Georgetown	0.2579166667	0.15
Chevron	0.25	0.15
Kardashian	0.25	0
Israel	0.2380952381	0.25
Western Europe India	0.2380952381	0.25
Gwynne Dyer	0.2277777778	0.01285714286
LNG	0.225	-0.228125
CERN	0.2166666667	-0.3125
ESA	0.2166666667	-0.3125
NAFTA	0.2144444444	0.039375
Environmental Genocide	0.2	0
The Paris Agreement	0.2	-0.08273809524
healthcare	0.1971064815	0.1478174603
Great Lakes	0.1907061688	0.2111111111
ACB	0.19	0.1333333333
the Supreme Court	0.19	0.1333333333
Greta	0.1892405203	0.232546162
PBS	0.1891836735	0.5590909091
KristophMcKane	0.1875	0.2333333333
Holly Gillibrand	0.1833333333	0.06277056277
Mars	0.1795833333	0.3049206349
Halifax	0.1666666667	-0.08928571429

Table 5 continued from previous page

Entity	Parent Sentiment	Child Sentiment
Finland	0.1636363637	-0.06916666667
Warren	0.1528736772	0.05767609127
Ohio	0.1518253968	-0.01598639456
Antarctic	0.1477039627	0.07841783217
California	0.1470361652	0.03901541081
Augsburg University	0.1465909091	0.475
Nature Communications	0.1465909091	0.475
Faux News	0.14	-0.1666666667
Florida	0.1391583243	0.06483503596
ecosia	0.1361342593	-0.06572420635
IEA	0.1315277778	0.1779761905
the New York Times	0.1308001894	-0.1958333334
Gibson	0.1291666667	0.2158333333
El-Nino	0.1276271645	0.04766253093
Socialism	0.1267361111	0.233030303
Saudi Arabia	0.1266067266	0.2
Royal Dutch Shell	0.125	0.1810606061
Myron Ebell	0.1242897727	-0.55
Inslee	0.1224621212	0.03557900433
Mark Zuckerberg	0.1210961657	0.09044642859
Biden	0.1190405318	0.1103702946
Switzerland	0.1170833334	0.0773809524
The BC Liberals	0.1125	0
Dem	0.1110492462	0.1301153817
Japan	0.1094157848	0.07711940837
Liberal	0.1091550926	-0.02612433862
Kevin Anderson	0.1071712018	0.02777777778
Conservative	0.1066633598	0.05432249078
Solar	0.1064361472	0.05602141955
congress	0.101569448	0.07718646549
Russia	0.09845155424	-0.06192766955
YouTube	0.09619897959	0.1575633031
La Nina	0.09444444444	0.475
Hillary	0.09399343711	0.03209917859
methane	0.09377795815	0.08348263934
Norway	0.09333333334	-0.036
christian	0.09	-0.07354497356
Baltimore	0.08944444445	0.2061011904
Bernie	0.08729056437	0.1133162645
citizens climate lobby	0.08518518519	0.65
fossil fuels	0.08275026586	0.1372720437
Europe	0.08151242927	0.08970922253
arctic	0.08057866685	0.08545000699
Exxon	0.07927655678	0.1033248696
Australia	0.07911194883	0.04762864258
GE	0.07882689744	0.253131905
The Relative Sea Level of the Sargasso Sea	0.07857142857	0.09761904762

Table 5 continued from previous page

Entity	Parent Sentiment	Child Sentiment
United States	0.07839781746	0.02161907017
EU	0.07350434822	0.02837598115
Bundesverband WindEnergie	0.07012987013	0.25833333333
Asia	0.06996527777	0.1062872024
Canada	0.06830349399	0.05283802309
enviro	0.06743364128	0.07928235043
Scotland	0.0662037037	0.0427412518
Elon	0.06619444444	0.08861111111
Clinton	0.06288359788	0.01759749779
Naomi Klein	0.06284722223	0.06041666668
Earth	0.06251891916	0.09536423694
Obama	0.06153171182	0.05222946593
UK	0.05744136375	0.0688579771
Miami Beach	0.05648148148	-0.3
VP Gore	0.05648148148	-0.3
GOP	0.05583540014	0.0507129162
Trump	0.05260003078	0.0890837389
Netherlands	0.04428571429	-0.02833333333
GHG	0.04258547008	0.07759920635
Amazon	0.04178747179	0.04293402112
Republican	0.03949567035	0.05396672248
Sanders	0.03760270775	0.1168629785
Renewables	0.03757936509	0.0442770713
the Twilight Zone	0.03666666667	-0.0625
America	0.03620889243	0.08652358673
The Mississippi River	0.03617424242	0.2888888889
China	0.03377156548	0.09396245761
the Washington Post	0.03166666667	-0.1702020202
White House	0.03088624339	0.07337729978
NASA	0.02848260096	0.1450578704
Coronavirus	0.02732954546	0.08479166667
New Zealand	0.02711715366	0.2658820347
global warming	0.02663607786	0.05606813624
IPCC	0.02529853479	-0.01513680763
Africa	0.02424829001	0.05433479368
India	0.0215511114	0.1012734551
Michale Bays Armageddon	0.02142857143	0.08474358974
Green New Deal	0.0145302614	0.1220716089
the Koch Brothers	0.0047222222	0.08125
Propaganda	0.003571428572	-0.02395833334
Bill Nye	0.002324263033	0.01226851853
the Holocene Extinction	0	0.5
zero hours	0	0.33333333333
Hollywood	0	0.2787878788
Phoenicians	0	0.2787878788
Bruce Willis	0	0.22666666667
Michael McCabe	0	0.2240909091
PricewaterhouseCoopers	0	0.2121212121

Table 5 continued from previous page

Entity	Parent Sentiment	Child Sentiment
North Hemisphere	0	-0.0625
Al gore	0	-0.1333333334
NATO	0	-0.2
Holochain	0	-0.28125
GBR	0	-0.3777777778
South Korea	-4.63E-18	0.274702381
Lithium	-0.001666666665	0.1489795918
Greg James	-0.002857142857	-0.25
Leonardo DiCaprio	-0.011111111111	-0.1166666667
Tucson	-0.01166666667	-0.2106060606
Human-Caused Climate Change	-0.01432539683	0.09102419406
Trudeau	-0.01696180555	0.00535714286
Italy	-0.01944444445	-0.01
Capitalism	-0.02398203647	0.07151251526
Bitcoin	-0.02544075965	0.1215455576
Greenpeace	-0.02575757575	0.1690972222
German	-0.02703836342	0.1403067666
Heartland Institute	-0.0277777778	0.15
PURE CO2	-0.0287202381	-0.1875
green new deal	-0.03453102453	0.06912878788
NOAA	-0.04918741733	0.03659722222
Silicon	-0.05333333333	-0.2020408163
Harvey	-0.05892857143	0.1897321429
McPherson	-0.06264646463	0.03785714286
Jim Inhofe	-0.075	-0.15
Ireland	-0.1325	0.1344642857
Evangelical	-0.15	-0.193030303
the Free Masons	-0.1833333333	-0.125
the Oval Office	-0.1888888889	0.2107142857
Richard Tol	-0.225	0.1510416667
Jacind Adern	-0.2475	-0.05555555556
Southern Hemisphere	-0.25	-0.175
NDP	-0.29375	0.0681818182
CH4	-0.3	0.5
Authoritarian Communists	-0.3333333333	-0.1333333333
Arthur Robinson	-0.35	0.5
Fred Seitz	-0.35	0.5
Oregon Petition	-0.35	0.5
the Lunar Lander Challenge	-0.475	0.2875

References

- Sami Abu-El-Haija, Amol Kapoor, Bryan Perozzi, and Joonseok Lee. 2019. N-gcn: Multi-scale graph convolution for semi-supervised node classification. In *Proceedings of the 25th ACM SIGKDD International Conference on Knowledge Discovery & Data Mining*.
- Aimée Alonso-Reina, Robiert Sepúlveda-Torres, E. Saquete, and M. Palomar. 2019. Team gplsi. approach for automated fact checking. In *Proceedings of the Second Workshop on Fact Extraction and VERification (FEVER)*.
- Chetan Arora, M. Sabetzadeh, L. Briand, and Frank Zimmer. 2015. Automated checking of conformance to requirements templates using natural language processing. *IEEE Transactions on Software Engineering*.
- Yang Bai, Anthony Colas, and Daisy Zhe Wang. 2023. Mythqa: Query-based large-scale check-worthy claim detection. In *ACM Digital Library*.
- Elena Cabrio and Serena Villata. 2017. Argument mining on twitter: Arguments, facts and sources. In *Proceedings of the 2017 Conference on Empirical Methods in Natural Language Processing*.
- G. Ciampaglia, Prashant Shiralkar, Luis Mateus Rocha, J. Bollen, F. Menczer, and A. Flammini. 2015. Computational fact checking from knowledge networks. *PLoS ONE*.
- Climate Feedback. 2024. Home. <https://climatefeedback.org/>.
- Marcelo Dascal. 2003. *Types of polemics and types of polemical moves*. Springer.
- Thomas Diggelmann, Jordan Boyd-Graber, Jannis Bulian, Massimiliano Ciaramita, and Markus Leipold. 2020a. Climate-fever: A dataset for verification of real-world climate claims. *arXiv preprint arXiv:2012.00614*. Accepted for the Tackling Climate Change with Machine Learning Workshop at NeurIPS 2020.
- Thomas Diggelmann, Jordan L. Boyd-Graber, Jannis Bulian, Massimiliano Ciaramita, and Markus Leipold. 2020b. CLIMATE-FEVER: A dataset for verification of real-world climate claims. *CoRR*, abs/2012.00614.
- E. Dolatabadi, D. Moyano, M. Bales, S. Spasojevic, R. Bhambhoria, J. Bhatti, S. Debnath, N. Hoell, X. Li, C. Leng, S. Nanda, J. Saab, E. Sahak, F. Sie, S. Upal, N. Vadlamudi, A. Vladimirova, A. Yakimovich, X. Yang, S. Kocak, and A. Cheung. 2022. Using social media to help understand long covid patient-reported health outcomes: A natural language processing approach. *medRxiv*.
- James B. Freeman. 2011. *Argument Structure: Representation and Theory*. Springer Science & Business Media.
- Liquan Gao, Haiyang Wang, Zhouan Zhang, Hongwu Zhuang, and Bin Zhou. 2022. Hetinf: Social influence prediction with heterogeneous graph neural network. *Frontiers in Physics*.
- Deepanway Ghosal et al. 2020. Dialoguegn: A graph convolutional neural network for emotion recognition in conversation. In *Proceedings of the EMNLP*.
- William L. Hamilton, Rex Ying, and Jure Leskovec. 2017. Inductive representation learning on large graphs. *Proceedings of the 31st International Conference on Neural Information Processing Systems*.
- Cheng Hsu, Cheng-Te Li, Diego Saez-Trumper, and Yi-Zhan Hsu. 2021a. Wikicontradiction: Detecting self-contradiction articles on wikipedia. In *IEEE Big Data*.
- Chun-Hao Hsu et al. 2021b. Wikicontradiction: Detecting self-contradiction articles on wikipedia. *arXiv preprint arXiv:2111.08543*.
- Di Huang, Jacob Bartel, and John Palowitch. 2021. Recurrent graph neural networks for rumor detection in online forums. *Annual Meeting of the Association for Computational Linguistics (2023)*.
- Hao Jia, Honglei Wang, and Xiaoping Zhang. 2022. Early detection of rumors based on source tweet-word graph attention networks. *PLoS One*, 17(7):e0271224.
- Zhijing Jin, Abhinav Lalwani, Tejas Vaidhya, Xiaoyu Shen, Yiwen Ding, Zhiheng Lyu, Mrinmaya Sachan, Rada Mihalcea, and Bernhard Schoelkopf. 2022a. Logical fallacy detection. In *Proceedings of the Association for Computational Linguistics*.
- Zhijing Jin et al. 2022b. Logical fallacy detection. *arXiv preprint arXiv:2202.13758*.
- P. Johansson, F. Enock, S. Hale, B. Vidgen, C. Bereskin, H. Margetts, and J. Bright. 2023. How can we combat online misinformation? a systematic overview of current interventions and their efficacy. *alan turing institute*.
- Ashkan Kazemi, Zehua Li, Verónica Pérez-Rosas, and Scott A. Hale. 2022. Matching tweets with applicable fact-checks across languages.
- Thomas N. Kipf and Max Welling. 2017. Semi-supervised classification with graph convolutional networks. *International Conference on Learning Representations*.
- Erik C. W. Krabbe. 2003. Metalogues. *Anyone who has a view: Theoretical contributions to the study of argumentation*, pages 83–90.
- Katharine Kreimeyer, Matt Foster, Abhishek Pandey, Nina Arya, Gwendolyn Halford, Steven F. Jones, Richard Forshee, Mark Walderhaug, and Thanigaimalar Botsis. 2017. Natural language processing systems for capturing and standardizing unstructured clinical information: a systematic review. *Journal of Biomedical Informatics*.

- Eric Lazarski, M. Al-khassaweneh, and C. Howard. 2021. Using nlp for fact checking: A survey. *Designs*.
- Piroska Lendvai, Isabelle Augenstein, Kalina Bontcheva, and Thierry Declerck. 2016. Monolingual social media datasets for detecting contradiction and entailment. In *Proceedings of the Tenth International Conference on Language Resources and Evaluation (LREC'16)*, pages 4602–4605, Portorož, Slovenia. European Language Resources Association (ELRA).
- Piroska Lendvai and Uwe D. Reichel. 2016. Contradiction detection for ruminous claims. *arXiv preprint arXiv:1611.02588*.
- S. Lewandowsky, U. K. H. Ecker, and J. Cook. 2017. Beyond misinformation: Understanding and coping with the “post-truth” era. *Journal of Applied Research in Memory and Cognition*, 6(4):353–369.
- Janet B Pierrehumbert Lorge, Xiaowen Dong. 2024. Stentconv: Predicting disagreement with stance detection and a signed graph convolutional network. *2024 Joint International Conference on Computational Linguistics, Language Resources and Evaluation (LREC-COLING 2024)*, 6(1):123–140.
- Yuhan Luo, Ziyu Liu, Shi Zhi Li, and Yuan Zhang. 2023. Improving (dis)agreement detection with inductive social relation information from comment-reply interactions. *ArXiv*.
- Diego Marcheggiani and Ivan Titov. 2017. Encoding sentences with graph convolutional networks for semantic role labeling. *Proceedings of the 2017 Conference on Empirical Methods in Natural Language Processing*.
- Veruska Muccione, Dominik Stammach, Jingwei Ni, Mathias Kraus, Julia Bingler, Simon Allen, Chiara Colesanti-Senni, Tobias Wekhof, Tobias Schimanski, Glen Gostlow, Nicolas Webersinke, Christian Huggel, Qian Wang, Tingyu Yu, Markus Leippold, and Saeid Vaghefi. 2023. *Chatclimate: Grounding conversational ai in climate science*. *Research Square Platform LLC*.
- OpenAI. 2023. Gpt-4 technical report. Technical report, OpenAI. Technical report.
- Bob Pang and Lillian Lee. 2008. *Opinion mining and sentiment analysis*. *Foundations and Trends in Information Retrieval*, 2(1-2):1–135.
- Jean-Christophe Poug  -Biyong, Akshat Gupta, Aria Haghighi, and Ahmed El-Kishky. 2023. Learning stance embeddings from signed social graphs. *ACM Digital Library*.
- Jean-Christophe Poug  -Biyong, Veronika Semenova, Anne Matton, Rong Han, Amrit Kim, Renaud Lambiotte, and David Farmer. 2021. Disagreement: A comment-reply dataset for (dis)agreement detection in online debates. *Thirty-fifth Conference on Neural Information Processing Systems Datasets and Benchmarks Track*.
- Marco Tulio Ribeiro, Tongshuang Wu, Carlos Guestrin, and Sameer Singh. 2020. Checklist: A methodology and dataset for testing nlp models. In *Proceedings of the 58th Annual Meeting of the Association for Computational Linguistics*, pages 4902–4912.
- Paul R  tger, Bertie Vidgen, Dong Nguyen, Zeerak Waseem, Helen Margetts, and Janet Pierrehumbert. 2021. *HateCheck: Functional tests for hate speech detection models*. In *Proceedings of the 59th Annual Meeting of the Association for Computational Linguistics and the 11th International Joint Conference on Natural Language Processing (Volume 1: Long Papers)*, pages 41–58, Online. Association for Computational Linguistics.
- S. Shaar, A. Nikolov, and L. M  rquez. 2020. That’s so not true: Automatic identification of previously fact-checked claims. In *Proceedings of the 58th Annual Meeting of the Association for Computational Linguistics*, pages 3609–3619.
- Skeptical Science. 2024. Home. <https://skepticalscience.com/>.
- Daniel N. Sosa, Malavika Suresh, Christopher Potts, and Russ B. Altman. 2023. *Detecting contradictory covid-19 drug efficacy claims*. In *Proceedings of the Association for Computational Linguistics*.
- Giuseppe Spillo, Cataldo Musto, Marco Polignano, Pasquale Lops, Marco de Gemmis, and Giovanni Semeraro. 2023. *Combining graph neural networks and sentence encoders for knowledge-aware recommendations*. In *Proceedings of the 31st ACM Conference on User Modeling, Adaptation and Personalization, UMAP ’23*, page 1–12, New York, NY, USA. Association for Computing Machinery.
- James Thorne, Andreas Vlachos, Christos Christodoulopoulos, and Arpit Mittal. 2018. *FEVER: a large-scale dataset for fact extraction and VERification*. In *Proceedings of the 2018 Conference of the North American Chapter of the Association for Computational Linguistics: Human Language Technologies, Volume 1 (Long Papers)*, pages 809–819, New Orleans, Louisiana. Association for Computational Linguistics.
- Saeid Ashraf Vaghefi, Qian Wang, Veruska Muccione, Jingwei Ni, Mathias Kraus, Julia Bingler, Tobias Schimanski, Chiara Colesanti-Senni, Nicolas Webersinke, Christian Huggel, and Markus Leippold. 2023. *chatclimate: Grounding conversational ai in climate science*.
- Frans H. van Eemeren and Rob Grootendorst. 2004. *A systematic theory of argumentation: The pragma-dialectical approach*. Cambridge University Press, Cambridge.
- Jan Albert van Laar. 2008. The dialectic of ambiguity: A contribution to the study of argumentation. *Informal Logic*, 28(2):137–162.

- S. Vegi, D. Sattibabu, and D. PhaniKumar. 2022. [Anonymous account detection in social media using machine learning and natural language processing](#). *Journal of Artificial Intelligence and Machine Learning in Networked Systems*, 31(1):7.
- Petar Veličković, Guillem Cucurull, Arantxa Casanova, Adriana Romero, Pietro Lio, and Yoshua Bengio. 2018. Graph attention networks. *International Conference on Learning Representations*.
- Douglas N. Walton. 1996. *Argument Structure: A Pragmatic Theory*. University of Toronto Press, Toronto.
- Ziyun Wang, Xuan Liu, Peiji Yang, Shixing Liu, and Zhisheng Wang. 2021. Cross-lingual text classification with heterogeneous graph neural network. In *Annual Meeting of the Association for Computational Linguistics*.
- Nicolas Webersinke, Mathias Kraus, Julia Anna Binger, and Markus Leippold. 2021. Climatebert: A pretrained language model for climate-related text. *arXiv preprint arXiv:2110.12010*.
- Michihiro Yasunaga, Rui Zhang, Kshitijh Meelu, Ayush Pareek, Krishnan Srinivasan, and Dragomir Radev. 2017. Graph-based neural multi-document summarization. In *Proceedings of the 21st Conference on Computational Natural Language Learning (CoNLL 2017)*.
- Fatin Syafiqah Yazid, Wan-Tze Vong, Valliappan Raman, Patrick Hang Hui Then, and Mukulraj J Lunia. 2021. [Towards automated detection of contradictory research claims in medical literature using deep learning approach](#). In *2021 Fifth International Conference on Information Retrieval and Knowledge Management (CAMP)*, pages 116–121.
- Xuanyu Zhang, Qing Yang, and Dongliang Xu. 2021. [Combining explicit entity graph with implicit text information for news recommendation](#). In *Companion Proceedings of the Web Conference 2021, WWW '21*, page 412–416, New York, NY, USA. Association for Computing Machinery.