

The IACOB project [★]

XII. A new grid of northern standards for the spectral classification of B-type stars

I. Negueruela^{1,2}, S. Simón-Díaz^{3,4}, A. de Burgos^{3,4}, A. Casasbuenas^{4,5}, P. G. Beck^{3,4}

¹ Departamento de Física Aplicada, Facultad de Ciencias, Universidad de Alicante, Carretera de San Vicente s/n, E03690, San Vicente del Raspeig, Spain

² Instituto Universitario de Investigación Informática, Universidad de Alicante, San Vicente del Raspeig, Spain

³ Instituto de Astrofísica de Canarias, E-38200 La Laguna, Tenerife, Spain

⁴ Universidad de La Laguna, Dpto. Astrofísica, E-38206 La Laguna, Tenerife, Spain

⁵ Nordic Optical Telescope, Rambla José Ana Fernández Pérez 7, ES-38711 Breña Baja, Spain

Submitted/Accepted

ABSTRACT

Context. With the advent of large spectroscopic surveys, automated stellar parameter determination has become commonplace. Nevertheless, spectral classification still offers a quick and useful alternative for obtaining parameter estimates for large samples of spectra of varying quality.

Aims. We present a new atlas of stellar spectra covering the B-type range, with the intention of providing detailed classification criteria valid for modern spectra and improving the grid of reliable standards. This new grid will be used in future works to provide classification criteria beyond the classical classification range and addressing, in particular, the use of *Gaia*/RVS spectra.

Methods. We analysed historical standards by means of multiple high-resolution spectra, marking out problematic cases and complementing the grid with a new set of reliable comparators. We then elaborated on a new set of classification criteria based on high-quality $R = 4\,000$ spectra.

Results. Our new classification grid is much thicker than any previous set of standards, presenting a high degree of self-consistency. Although it is based entirely on morphological criteria, the grid demonstrates a much better correlation with different physical parameters.

Conclusions. The new grid can be used to study classification criteria in other spectral ranges, providing a valuable tool for the study of B-type stars that covers a very wide range of temperatures, luminosities, and stellar masses. The very process of classification also offers valuable insights into stellar evolution.

Key words. binaries: general – stars: early-type – stars: supergiants; stars: emission-line; Be – surveys

1. Introduction

For over a century, spectral classification has served as a fundamental tool of astrophysics. The development of continuously improving stellar models (see the latest report by IAU Commission 36 in Puls et al. 2016) has now rendered the determination of actual stellar parameters from spectroscopy, such as the effective temperature (T_{eff}) or the surface gravity ($\log g$), a straightforward procedure. With the advent of powerful (at least partly) automated schemes for these tasks (e.g. Mokiem et al. 2005; Simón-Díaz et al. 2011; Allende-Prieto & Apogee Team 2015; Taberner et al. 2019; Bestenlehner et al. 2023), it is now possible to derive physical properties for very large samples with a moderate time investment. Spectral classification, however, still has an important role to play (cf. Keenan 1987; Garrison 2003). Leaving aside practical difficulties in the derivation of parameters from stellar models, for instance, the availability of an appropriate grid or the need for moderate signal-to-

noise ratio (S/N) values, spectral classification does not depend on models. From its inception (Morgan 1937, 1938), the process of spectral type and luminosity class assignment was conceived as purely relying on morphological features in the spectra. In consequence, it is free of the underlying dependence on stellar models that characterises any temperature scale. As per Garrison (2003), the appearance of a stellar spectrum is a fundamental quantity and the classification must be autonomous, namely, independent of any theoretical interpretations.

Because of this independence, spectral classification is suitable for the characterisation of large numbers of spectra that cannot be used to derive accurate stellar parameters. Examples of such spectra for hot stars are provided by the LAMOST survey of the northern sky (Luo et al. 2015, 2022), whose spectral resolution only allows for rough estimations of T_{eff} and $\log g$. There are also the many obscured objects that will be targeted by the WEAVE-SCIP strand (Jin et al. 2024), for which the blue section of the spectrum will be affected by heavy extinction, resulting in low S/N or simply no counts in the region where the main diagnostic lines for stellar parameter determination are located.

An even more pertinent example is the collection of *Gaia* RVS spectra of hot stars (Blomme et al. 2023). The low number

Send offprint requests to: ignacio.negueruela@ua.es

* Spectra of all suggested standard and reference stars can be downloaded from the webpage <https://astroplus.ua.es/mkbtpestds>

of lines and species that can be seen in the RVS spectra of O and B-type stars and the lack of explicit T_{eff} diagnostics do not permit accurate spectroscopic analysis. This has been recognised for long (e.g. Munari & Tomasella 1999), with the implicit implication that little quantitative information can be obtained from RVS spectra for these stars, beyond a radial velocity (and even this only when tailored templates and procedures are considered; see, e.g. Blomme et al. 2023). In contrast, there have been several attempts to obtain valuable qualitative information from spectra of OB stars in this spectral range. A summary of previous work can be found in appendix A of Negueruela et al. (2010), where the prospects of spectral classification are explored, based on existing stellar libraries. The conclusion of this exploration is that approximate classification can be obtained even with the restricted spectral range given by the RVS, although a final assessment requires a deeper dedicated study, based on high-quality spectra of standard stars.

Our long-term aim is to perform such an investigation, by using échelle spectra of a high S/N and resolution, so that the classical classification region (i.e. the blue part of the optical spectrum where photographic plates were most sensitive; e.g. Lesh 1968; Walborn & Fitzpatrick 1990; Lennon et al. 1990; Sota et al. 2011, 2014) and the RVS region (8470–8740 Å) are observed simultaneously. Today, such a set of spectra is accessible as part of the collection associated with the IACOB project (see Simón-Díaz et al. 2020, and Sect. 2 below) and we intend to use them to explore the true possibilities presented by spectra of OB stars outside the classical classification region. In the present work, we redefine the grid of B-type standards by using high-quality modern digital spectra. In the following papers, we present the spectral atlas and classification criteria for the RVS region, while exploring the use of quantitative measurements as an alternative to classification and deriving spectroscopic parameters for the whole B-type standard grid, as was recently done for the O-type grid by Holgado et al. (2018).

A new assessment of criteria for the classification of B-type stars has been deemed necessary because strong inconsistencies in the relation between luminosity class and intrinsic magnitude, already noticed by Jaschek & Gomez (1998), were found when preparing the list of stars to observe. Moreover, there has been no systematic study of the whole B-type range since the advent of digital spectroscopy. The pioneering work of Walborn & Fitzpatrick (1990) was centred on O-type stars and touched on B-type stars only in passing, while the atlas of Lennon et al. (1992) included only supergiants. Although the work of N. R. Walborn and collaborators has updated and strengthened the O-type standard grid, fully revised in Sota et al. (2011), no similar effort has been carried out for B-type stars. The only modern guide to spectral classification of B-type stars is the collection of online notes by E. Mamajek¹ used to build the calibration presented in Pecaut & Mamajek (2013). Even worse, this calibration of intrinsic colours and T_{eff} is the only modern attempt at characterising the B-type stars, a most striking situation when we consider that the B spectral types contain the vast majority of intermediate-mass stars and, given the shape of the initial mass function (IMF), the bulk of supernova progenitors. Consequently, our second main long-term objective is obtaining a robust characterisation of physical parameters for the different B types.

In this first paper, we present the spectral library in Section 2. We proceed to discuss the strengths and limitations of the classification process in Section 3. The core of the paper is

formed by Section 4, where classification criteria suited to modern spectra are discussed, and Appendix A, where the new grid of standards is defined. Finally, we discuss the validity of the new system in Section 5. The other appendices provide abundant ancillary information on the selection of standards and the choice of criteria.

2. Observations

For the sake of homogeneity, all spectra considered in this and forthcoming papers were obtained with the High Efficiency and Resolution Mercator Echelle Spectrograph (HERMES), operated at the 1.2 m Mercator Telescope (La Palma, Spain). HERMES offers a resolving power $R = 85\,000$, and a spectral coverage from 377 to 900 nm, although there are some small gaps beyond 850 nm (Raskin & Van Winckel 2014). Data were homogeneously reduced using version 4.0 of the HermesDRS² automated data reduction pipeline offered at the telescope. A complete set of bias, flat, and arc frames was obtained each night and used to this aim. For wavelength calibration, we used a combination of a thorium-argon lamp equipped with a red-blocking filter to cut off otherwise saturated argon lines and a neon lamp for additional lines in the near infrared.

The HermesDRS pipeline provides wavelength-calibrated, blaze-corrected, order-merged spectra. We then used our own programmes developed in IDL, as well as the pyIACOB tool³ (see de Burgos et al. 2023a), to normalise the spectra, remove unwanted cosmic rays and other cosmetic defects, and correct all the spectra for heliocentric velocity.

We gathered a minimum of three HERMES spectra for an initial sample of about 200 B-type stars (plus a handful of early A-type stars). In all cases we reached a S/N in the ~ 4500 Å region of at least 100 with an exposure time from a few minutes up to 15 minutes, depending on the magnitude of the star. This initial sample was intended to include all the stars that have been used as standards for spectral classification in the B0–A0 star domain by different authors throughout time, with special attention to the original sources listed in Section 3.1 and the obvious limitation of observability from La Palma. After close examination, many of these stars had to be removed from the list of standards for a variety of reasons. For example, they may appear as double-lined spectroscopic binaries (SB2) in modern spectra, or they may have entered a Be phase at some point. The main standards that have been considered inadequate, as well as objects that have received different classifications in reference publications, are discussed individually in Appendix C. Secondary standards that have been rejected or have received a new classification are mentioned in the main text. Once a standard had been ruled out, we looked for an appropriate replacement and observed it as well. After completion of the process, we are left with a list of 157 reference stars, which is presented in Table F.1. For each star, Table F.1 lists (1) its final spectral classification; (2) whether the star has been identified as a single-line spectroscopic binary (SB1) based on the compiled spectra; (3) its projected rotational velocity ($v \sin i$, derived following the methodology presented in Simón-Díaz & Herrero 2014); and (4) some other quantities of interest, introduced in Sect. 5.3.

Following the discussion in Sect. 3.3, for the purposes of this paper, we downgraded the resolution of all the spectra to an equivalent resolving power of $R \sim 4\,000$. To this aim, we

² <http://www.mercator.iac.es/instruments/hermes/hermesdrs.php>

³ pyIACOB Github repository: <https://github.com/Abelink23/pyIACOB>

¹ <https://github.com/emamajek/SpectralType>

used a tailored procedure included within the `pyIACOB` tool that convolves the original spectra with a Gaussian kernel with $\sigma = \frac{\lambda_0}{2\sqrt{2\ln 2}R}$, where λ_0 is the average wavelength of the spectrum and R is the desired resolving power.

3. Classification

3.1. Basic principles

The modern spectral classification system starts with the work of Morgan et al. (1943), who elaborated on the classification of Cannon & Pickering (1918). The system is defined by a set of standard stars, fully presented in the seminal paper by Johnson & Morgan (1953, from now on, JM53), where it is tied to the *UBV* photometric system. Spectral classification is achieved by comparison to the standard stars, if possible, observed with the same instrumentation at the same resolution. The classification is intended to be independent of intrinsic physical properties (Morgan 1937), but at the same time it is expected to provide some information on them. For further historical details and an overview of the classification process, we refer to Gray & Corbally (2009).

The original set of standard stars in JM53 was intended as a collection of representative objects for each subtype. They were observed on photographic plates with dispersions of 100 Å/mm at *Hδ* (resolution of 2 Å). Along the years, works by W. W. Morgan and collaborators, focussed on stars in young open clusters, led to a revision of the standards. This was first advanced by Garrison (1967) and then by Lesh (1968), who presented detailed classification criteria and introduced the possibility of distinguishing half subtypes, making extensive use of the new spectral types B2.5 and B4. A number of complementary standards, only visible from the southern hemisphere, was presented by Garrison et al. (1977).

The consequence of this process was the production of a revised list of 'primary' standards, the 'revised MK system', published by Morgan & Keenan (1973, from now on MK73) for the stars earlier than the Sun. To differentiate among the new types and the old JM53 types, Morgan marked them with a † sign, and thus these came to be known as 'dagger' standards. According to MK73, [t]hese are fundamental reference points for the revised MK system; any future changes in their values will effectively alter the MK system itself. The grid of standards for early-type stars is complemented with a number of classification criteria, presented in Morgan et al. (1978). The new system is sometimes referred to as MK78. A good description of the MK78 system is given in Keenan (1985, from now on, MK78), where a list of primary standards (similar, but not identical to that of MK73) is given. The set of standards is given in Table 1, where objects that (for any reason) have been discontinued as standards or have been reassigned to a different type are not included. Many of these reassignments are commented on later in this work (see, in particular, Appendix C).

As an evolution of this system, Garrison (1994) proposed the development of a hierarchy of standards, in which objects whose classification had remained untouched after successive modifications could be considered 'anchor points' of the system, while other primary standards, representative of each type, would fill the gaps between them. The number of anchor points is quite small, and they therefore represent the system itself, as [t]he MK Process ... is a methodology that uses the objects themselves as standards (Garrison 1994).

The philosophy behind the MK system can be summarised by quoting directly from MK73: The MK system is a phe-

nomenology of spectral lines, blends, and bands, based on a general progression of color index (abscissa) and luminosity (ordinate) ... defined by an array of standard stars, located on the two-dimensional (2D) spectral type-versus-luminosity diagram. A number of points listed as characteristics of the MK system in MK73 are of particular relevance for this project:

- Such a system is defined by the spectra of an array of standards stars.
- Such a system is autonomous and self-consistent with regard to the various lines, bands, and blends in the ordinary photographic region.
- When types are determined from other spectral regions, they must be collated with results from the ordinary photographic region.

As a practical corollary of these basic principles, we may expect stars classified with the same spectral type and luminosity class to have roughly similar T_{eff} and $\log g$, but certainly *not* identical, properties. This is due to two main reasons:

1. Spectral classification, like most classification systems, translates a continuum of (in this case, physical) properties into a number of categories. In this sense, a given spectral classification may be understood as a "box" in the parameter space of physical properties (see, e.g. Simón-Díaz et al. 2014, for the mapping of physical properties on to spectral types of O dwarfs).
2. Physical properties other than T_{eff} and $\log g$ (for instance, stellar abundances or mass loss in the form of a radiative wind) affect the appearance of spectra that still have to be mapped on to a 2D grid.

These effects guarantee that the resulting classification will never be a true representation of an underlying theoretical Hertzsprung-Russell diagram (HRD). On the other hand, the system is much more robust and self-consistent, because it is based solely on morphological criteria, that is, criteria that can be derived directly from the description of the spectra themselves (Walborn 1979). Of course, this fundamental dependence on morphology implies that classification criteria may vary if the quality of the spectra varies. Higher spectral resolution or higher S/N may allow for a finer classification. However, if the system is robust, the grid of standards should still be self-consistent, even though some new standards will have to be added to account for the finer classification.

As a prime example, Walborn (1971) studied the spectroscopic characteristics of OB stars by using spectrograms of dispersion 63 Å mm⁻¹, i.e. better resolution (~ 1.2 Å) than used in the Morgan & Keenan (1973) system. As a result, he felt forced to introduce three new interpolated spectral types: O9.7 (originally defined only for supergiants), B0.2, and B0.7. The finer grid led to the reshuffling of some standard stars in the B0–B1 range. Moreover, as the MK78 system was being developed in parallel, some standards were assigned slightly different spectral types in both systems, which has led to some degree of confusion among the community ever since.

A major change in the way that the classification criteria were applied came with the introduction of digital detectors. The process of comparing widened spectrograms on photographic plates to those of standards became a much more direct comparison of 1D traces. Walborn & Fitzpatrick (1990) transposed the classification criteria for OB stars and B-type supergiants to digital spectrograms with resolution 1.5 Å. Shortly afterwards, Lennon et al. (1992) published the first CCD spectroscopic atlas of B-type supergiants, at a dispersion of 0.4 Å/pixel. Much

Table 1: Grid of primary classification standards that are kept after the revision process and retain their classification – if intermediate types are not interpolated. The anchor standards of Garrison (1994) are shown in bold. Standards marked with an asterisk present complications which are discussed in the respective subsections.

	V	IV	III	II	Ib	Iab	Ia
B0	τ Sco						ϵ Ori
B0.5							κ Ori
B1	ω^1 Sco				ζ Per		
B2	β^2 Sco*	γ Peg, ζ Cas	γ Ori		9 Cep		χ^2 Ori
B2.5	σ Sgr						
B3	29 Per, η UMa , η Aur	ι Her					o^2 CMa
B5	ρ Aur*				67 Oph*		η CMa
B6		19 Tau					
B7	HD 21071*		β Tau				
B8	18 Tau		27 Tau*				β Ori
B9		α Del					

more recently, Sota et al. (2011) published a new atlas of CCD spectra of O-type stars at $R \sim 2500$ and high S/N (see also Sota et al. 2014). Their work extends into the B-type range until the spectral type B0.5. To our knowledge, no similar work has been performed for the B-type range.

3.2. Known issues relative to the classification of B stars

Astronomers who wish to use the MK process as a tool to study B-type stars face a number of complications. An initial difficulty stems from the fact that the MK process is based on comparison with the grid of standards observed with the same (or, at least, very similar) instrumentation. With modern digital spectra, this difficulty disappears, as it is possible to use relatively simple tools to modify existing spectra of the standards and adapt them to the resolution or typical S/N of the programme spectra. Apart from the atlases of OB stars (Walborn & Fitzpatrick 1990; Sota et al. 2011), several general purpose stellar atlases contain large numbers of B-type stars, for instance the MILES⁴ library at low resolution (Sánchez-Blázquez et al. 2006) or the Indo-US library⁵ at intermediate resolution (Valdes et al. 2004). These libraries, however, have some limitations, as the number of MK standards is not high, and the spectral types provided for many stars are not accurate. In addition, while it is possible to degrade the spectra to a lower resolution, they cannot be used as good comparators for spectra taken at higher resolution. Our new atlas, on the other hand, consists of high-resolution spectra of high quality, which have been convolved to classification resolution (see Sect. 3.3), reaching very high S/N.

Other complications are more intimately related to the MK process itself. Firstly, the existence of several versions of the standard grid, in which some stars have slightly different classifications, leads to confusion. This difficulty is easy to overcome by sticking to a given system (e.g. MK78, for low resolution spectra). Second, improvements in the classification have led to changes in the spectral types of some standards. Again, a consistent classification requires adherence to a given version

of the system. Third, some standards have been found not to be the best choice to represent a class because of unexpected developments. For example, some stars that present broad lines at a given resolution are found to be SB2 when observed at higher resolution. As a consequence, even if they are not detected as SB2 at lower resolution, their line profiles are likely to change with time, rendering them inadequate standards (an example is the B1 III primary standard o Per; see Appendix C.4). Another example is the MK73 B7 III primary standard η Tau (Alcyone = HD 23630) that entered an extended Be-shell phase in 1973, and had to be abandoned.

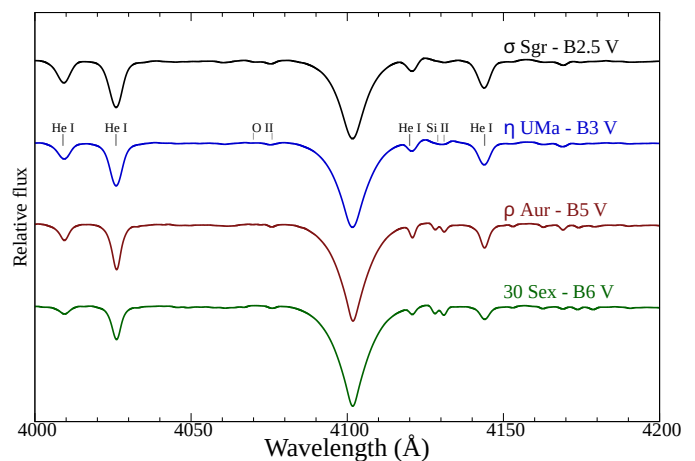


Fig. 1: Sequence of mid-B dwarf MK standards in the region around $H\delta$ showing the metallic and He I lines used for classification.

Two more serious concerns arise from the historical development of the MK process. Firstly, despite all the improvements to the system, some of the standards still do not seem truly representative of the class, in the sense that they do not even provide an approximate map to the underlying HRD. This is the main motivation for the present work and is addressed below. Finally, with the application of the classification process to digital spectra of ever-increasing quality, the classification criteria that were used to build the grid have lost their significance.

⁴ <http://miles.iac.es/>

⁵ <https://noirlab.edu/science/observing-noirlab/observing-kitt-peak/telescope-and-instrument-documentation/cflib>

To illustrate this point, we use the classification criteria for mid-B dwarfs given by Lesh (1968). These are the criteria used to build the standard grid for the MK73 system. Quoting directly from Lesh (1968), these criteria are:

- **B2.5 V**: Si II 4129 Å present, O II 4072 Å absent.
- **B3 V**: He I 4121 Å < Si II 4129 Å < He I 4144 Å, He I 4009 Å moderately weak.
- **B5 V**: Si II 4129 Å ~ He I 4144 Å, but He I 4121 Å still present, He I 4009 Å very weak.
- **B6 V**: Si II 4129 Å > He I 4144 Å, He I 4121 Å very weak.

Figure 1 shows modern, high S/N spectra at $R = 4\,000$ of the primary standards defining these types in the spectral range of interest. A cursory look at Fig. 1 shows that none of the criteria can be applied. The standards form a smooth sequence of decreasing temperature and the diagnostic lines still behave smoothly in the sense defined by the criteria, but the discrete steps that were meaningful in the low-resolution plate spectra have lost most of their relevance. This is, however, not a major complication. The system is robust precisely because it relies solely on the standard grid. We simply need to find new criteria to define the spectral types.

Nevertheless, criteria based on line ratios are very strongly dependent not only on spectral resolution but also on stellar rotation, since some lines are intrinsically broader than others (cf. Markova et al. 2011, where illustrative effects in the O-type range are discussed). A prime example is the ratio of the He I 4471 Å line to the neighbouring Mg II 4481 Å doublet, a very important diagnostic for mid- and late-B stars. The He I line is subject to considerable Stark broadening, while the Mg II feature is intrinsically narrow. As a consequence, a high rotational velocity, which will broaden both lines, will affect the depth of the Mg II line (and hence its perceived intensity) much more strongly. To counter this effect, Garrison & Gray (1994) proposed the introduction of standards for both low and high rotational velocity in the B7 – B9 range.

In fact, the effects of rotational velocity on spectral classification are much stronger than generally assumed. As an example, in Figure 2, we show four B3 V standard stars, the three primary standards listed in Table 1 and the JM53 standard HD 178849, which has a low rotational velocity ($v \sin i \approx 35 \text{ km s}^{-1}$). Rotational velocity affects very strongly the perceived ratio between He I 4471 Å and Mg II 4481 Å – the effect is more clearly seen when comparing the spectra of η UMa ($v \sin i \approx 160 \text{ km s}^{-1}$) and HD 178849 –, but its most obvious impact is on the detectability of features. Because the lines are very narrow, it is possible to see in the spectrum of HD 178849 a large number of weak features that can at best only be guessed in the other B3 V standards. The Si III triplet at 4553, 4568, 4575 Å is an obvious example (see insets to Fig. 3), but there are many other weak features corresponding to O II, N II, and other ionised metals.

The very large difference in the overall aspect of slowly and fast rotating stars has historically led to significant confusion. In Figure 3, the narrow-lined B3 V standard HD 178849 is compared to two nearby dagger standards, ι Her (B3 IV) and γ Peg (B2 IV). The overall resemblance between HD 178849 and ι Her is probably closer than between HD 178849 and the other B3 V standards. If we were tempted to think that HD 178849 is not a B3 V star, given its dissimilarity to 29 Per and η UMa, we are unlikely to assign it an earlier spectral type, despite the presence of many metallic lines seen in earlier types, because the main temperature discriminator, the ratio between the Si II 4128 Å doublet and the Si III lines, reverses between B2 and B3 (compare to the

spectrum of γ Peg). We would with high probability think that it has a higher luminosity, grouping it together with ι Her. In fact, as we explain below, the luminosity classification of non-supergiant mid- and late-B stars has historically reflected the rotational velocity more closely than the stellar luminosity, leading to many of the inconsistencies that have motivated this work. Further examples of the effect of rotation on the overall aspect of a spectrum can be found in Figures A.6 and A.9, while changes in individual lines are explored in Figures E.1 and E.2.

When accurate distances for nearby stars became available, thanks to the *Hipparcos* catalogue, Jaschek & Gomez (1998) analysed all the early-type standards with errors in parallaxes, guaranteeing errors in bolometric magnitude ≤ 0.3 mag. They found that there was a very significant dispersion at a given type and luminosity. Although giants and dwarfs had statistically different absolute magnitudes, the separation between luminosity classes V and III was not evident. Furthermore, a number of stars had very strongly deviant magnitudes for their luminosity class. The solution proposed by Jaschek & Gomez (1998) was simply dropping these extreme cases from the list of standards. Here, instead, we analyse the reason for this discrepancy and introduce changes in the grid of standards whenever necessary.

3.3. Our approach

When attempting to redefine the standard grid, a number of decisions have to be made. As mentioned in Sect. 2, our observational data consists of high quality spectra covering the whole optical range (3900 Å – 9200 Å) at $R = 85\,000$. The final purpose of this project is investigating the use of features over the whole range to classify B-type stars, with an emphasis on the RVS spectral range. However, for the definition of the standard grid, we choose to use the classical classification region, not only for ease of comparison with previous work, but also because this is the part of the spectrum where B-type stars are richer in features, and the creators of the system insisted on using it as a reference for other spectral regions. Traditionally, this classification region extends from 3950 Å to 4750 Å, corresponding to the range of sensitivity of the photographic plates. With modern detectors, sensitivity is, on the other hand, higher to longer wavelengths, and the classification region has been extended to include H β , which is a powerful diagnostic for stellar winds or disk emission (e.g. Sota et al. 2011, or the GOSC catalogue; Maíz Apellániz et al. 2016). In most figures, we have only shown the classical 3950 – 4750 Å range (broader-range spectra are shown in some spectral sequences in the Appendices), but we have consistently used the spectra up to 5100 Å for classification.

A key feature of our approach is the attempt to keep as many of the primary standards as possible in order to fully respect the philosophy of the MK73 system. As mentioned, there are many reasons why a given standard may have to be discarded, and indeed a number of dagger standards have been removed from the grid. The motivation for this decision is presented case by case in Appendix C, while the list of surviving primary standards is given in Table 1. Importantly, all the anchor points of Garrison (1994) are kept, although ν Ori has been moved to O9.7 and thus falls outside the table (see Appendix C.1).

3.3.1. Choice of resolution

High resolution is not needed for an accurate classification of B-type stars, since the density of spectral features is not high and the line profiles are generally broadened by a number of pro-

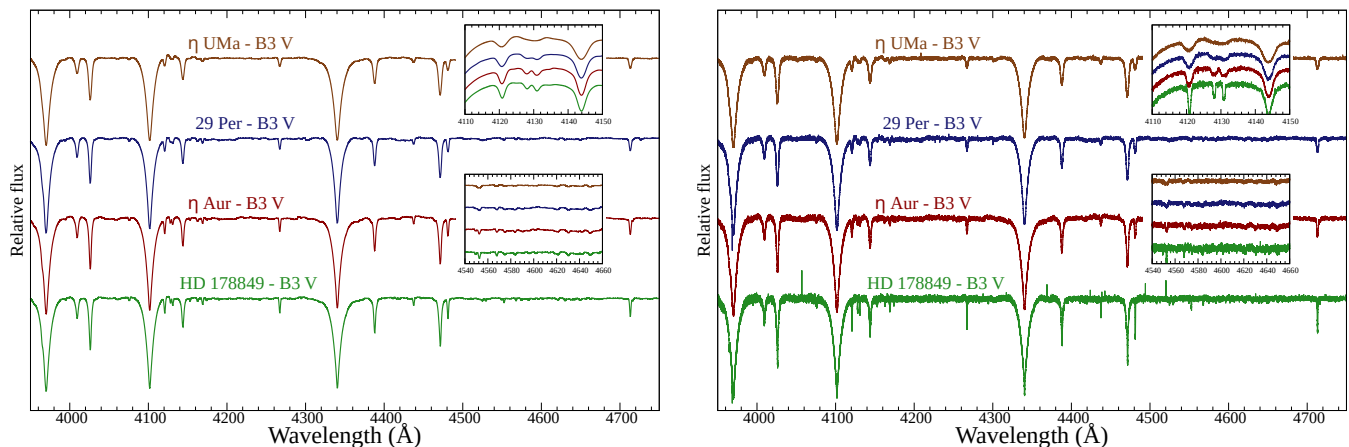


Fig. 2: Effect of rotational velocity (left panel, increasing from bottom to top) on spectral features at classification resolution. All the stars shown are B3 V standards. At the very high S/N of these spectra, the star with the slowest rotation ($v \sin i \approx 35 \text{ km s}^{-1}$) still displays, although very weakly, many of the metallic lines visible at earlier types (or higher luminosities), such as the Si III triplet at $\lambda\lambda 4553, 4568, 4575$. The other stars have rotational velocities of $\approx 100, \approx 125$ and $\approx 160 \text{ km s}^{-1}$, respectively. We note the effect on the Si II 4129 Å doublet and the apparent ratio between He I 4471 Å and Mg II 4481 Å. Line identifications after Kilian et al. (1991). The insets show the details of the metallic lines. Right panel shows the same details at the original ($R \approx 85000$) resolution, to appreciate the full extent of the effects. We note the clearly separated Si II doublet at 4129 Å and the triplet structure in He I 4471 Å in the spectrum of HD 178849.

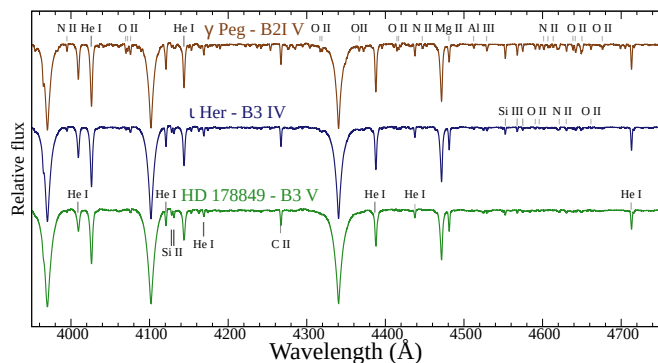


Fig. 3: A comparison of the slowly rotating B3 V standard HD 178849 with standard stars of similar spectral type and luminosity class IV. Line identifications follow Kilian et al. (1991).

cesses, among which rotation and macroturbulence are dominant in most cases (e.g. Simón-Díaz & Herrero 2014; Simón-Díaz et al. 2017). For digital spectra, a high S/N is probably more important to obtain an accurate classification than resolution. Reaching a high S/N is not difficult when the grid of standards is observed, but may be more challenging for the stars whose classification must be accomplished. For this reason, we decided to use a resolution as low as it may seem sensible. On the other hand, to try to fight the limitations found in the MK78 system, a higher resolution than the original $\sim 2 \text{ Å}$ will be needed.

Our compromise involves performing the classification at $R \sim 4000$. This is comparable to the resolution used by Walborn (1971) to investigate the stability of the reference frame with respect to resolution, and allows for most modern spectrographs on professional telescopes to secure moderately high S/N with modest exposure times on relatively faint targets. Moreover, as discussed in Sect. 3.2, the higher the spectral resolution used, the more critical the relative effect of $v \sin i$ on the strength of

the various key diagnostic lines becomes. Thus, ideally, lower values of R imply less dependence on $v \sin i$ effects. On the contrary, lower values of R imply a higher difficulty in detecting faint lines, especially in fast rotators. Following the decisions taken by Markova et al. (2011) for the case of O-type stars, and after performing some tests ourselves on B-type spectra, we confirm that $R \sim 4000$ is also the best compromise to account for these effects.

3.3.2. A word of caution about broad-lined stars

Our choice of resolution ($R = 4000$) corresponds to a velocity resolution of $v \sin i \approx 75 \text{ km s}^{-1}$. For stars with significantly smaller projected rotational velocity, the profiles of narrow lines should be dominated by instrumental broadening, blurring the difference between stars of diverse rotational velocities. For stars rotating faster than this velocity, projected rotational velocity becomes the main factor broadening the lines. When choosing standard stars, one is thus faced with a dichotomy. On the one hand, slow rotators will have sharper, well-marked features that can be more easily identified. However, many stars, especially dwarfs, subgiants and giants (i.e. luminosity classes V, IV, and III) can have much higher projected rotational velocities, easily reaching $300 - 350 \text{ km s}^{-1}$ (e.g. Abt et al. 2002). The estimated average of $v \sin i$ for B0–B9-type stars with these luminosity classes ranges between ≈ 75 and 150 km s^{-1} . The classifier must be aware of the differences introduced by this higher velocity when comparing such objects to the standards. Contrarily, a fast-rotating star is not a good standard, because many features are washed out or blended due to rotational broadening.

To counter this effect, we have (whenever possible) chosen a minimum of two standards for each spectral type, one with a rotational velocity below our resolution, and a moderately fast rotator. In total, our revised grid of B-type standard and reference stars comprises ~ 130 objects with $v \sin i \leq 70 \text{ km s}^{-1}$, plus some 30 additional targets, between dwarfs, subgiants, and giants of diverse spectral types, with a $v \sin i$ in the range $\approx 100 -$

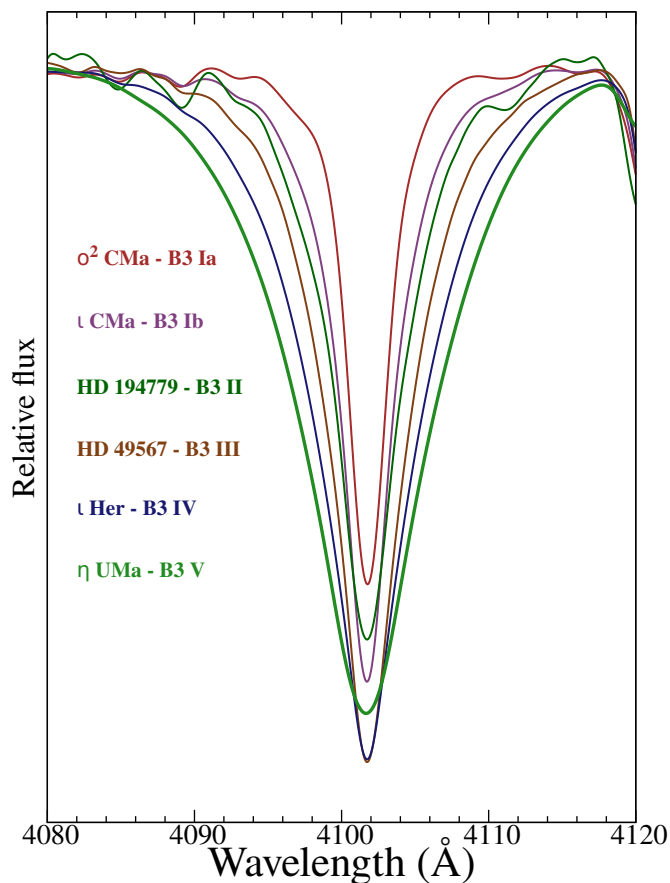


Fig. 4: $H\delta$ line for a number of B3 stars illustrates our criterion for assigning luminosity class. We note that the B3 II star is much closer to the supergiants than to the giant standard. The only fast rotator in the set is the B3 V standard η UMa. Its profile is drawn with a thicker line, as high rotational velocity modifies its shape so importantly that it crosses the lines for higher luminosity standards.

300 km s^{-1} (see Table F.1). In a future work, we will explore whether quantitative measurements, such as equivalent widths, provide an objective way of establishing spectral types. For this paper, we have limited our pursuit to a purely morphological classification. Nevertheless, with current technology, it is easy and not time-consuming to generate grids of standard stars by artificially spinning up slowly rotating stars with tailored software. Such a procedure is preferably carried out by convolving our original spectra (at $R = 85\,000$) with appropriate broadening functions.

3.3.3. Luminosity classification

At lower resolutions, the overall profiles and strengths of Balmer and He I lines have been used to classify mid- and late-B stars (see Gray & Corbally 2009). As discussed in Sect. 3.2, inconsistencies are found when the luminosity class of the standards is compared to their actual intrinsic brightness. For this reason, we have started out from a well-known observational fact: the effective gravity of stars determines to a large degree the appearance of Balmer lines in the B star range. Stellar models show beyond any reasonable doubt that the width of Balmer lines, and in particular the extension of their wings, correlates very

strongly with effective gravity (see also de Burgos et al. 2023a, and Sect. 5.3 for a posteriori confirmation). This has always been considered a prime luminosity classification criterion for A-type stars (Gray & Corbally 2009). Exploration of the standard grid leads us to propose the following basic classification criterion: a star belongs to a given luminosity class (e.g. III) if the wings of a given Balmer line (e.g. $H\delta$) fit comfortably inside the profile of the same Balmer line in a star of the next higher luminosity class (IV, in this case) at our classification resolution ($R = 4\,000$). This criterion is nicely illustrated in Fig. 4 for the $H\delta$ line in stars of spectral type B3 (see Fig. E.1 for spectral type B8), but it should also be valid for the three Balmer lines in the classification region, for $H\beta$ (see Fig. E.2) and for $H\zeta$ (for successive Balmer lines, the surrounding continuum may not be sufficiently well defined to apply the criterion). The global effect can be appreciated, for example, in Fig. A.12. Of course, a correct application of this criterion requires careful, homogeneous normalisation of the spectra, which is not always easy to achieve. Moreover, this criterion cannot be used effectively at low resolution. We have explored the effect of degrading resolution on its application, and the criterion can be used, at high S/N, down to resolving powers of $1\,500 - 2\,000$. Nevertheless, this limitation does not impede classification. Once the standard grid is firmly set by using this procedure, classification can resort back to the traditional methodology of seeking the highest similarity with one of the standard spectra.

4. Classification criteria

Historically, B-type stars were defined as those with He I , but no He II lines in old photographic spectra. This is still generally true with modern digital spectra, but $\text{He II } 4686\text{\AA}$ can be seen as late as B0.7, while He I lines can be found in the spectra of early-A supergiants. An overview of B-type spectra can be obtained by looking at Figures 5 and 6, which display luminous supergiant and dwarf standards, respectively. In dwarfs, the strength of the Balmer lines increases monotonically with spectral type, reaching a maximum close to A2 (Fig. 6). However, it is easy to see, by comparing Figures 5 and 6, that the strength of the Balmer lines diminishes with increasing luminosity, with all the Ia supergiants having H lines of comparable strength. Another global effect seen in Fig. 6 is the evolution of the He I spectrum, which grows moderately with spectral type among the early types, reaches a maximum at B2 and then gradually weakens until its disappearance around A0. The dependence is well behaved. In fact, for B-type stars with normal He abundances, it is possible to determine moderately accurate stellar parameters from the properties of H and He lines alone (e.g. Castro et al. 2012). Nevertheless, B-type stars contain many other features suitable for classification, and a very useful description of general criteria for the spectral classification of B-type stars based on modern spectra can be found in Gray & Corbally (2009).

The main novelty of our methodology lies in the use of the width of the wings of Balmer lines as the principal luminosity classification criterion. Once a luminosity class scale has been established with this simple criterion, we just need to search for consistency across the standard grid, by relating the spectral type to the traditional criteria. This procedure, which is fully developed in Appendix A, leads to some reassignments of spectral type and the definition of a new list of standards, still anchored on the set of fundamental MK standards listed in Table 1. Our new luminosity criterion proves highly effective for mid- and late-B stars of low and moderate luminosity, particularly addressing the inconsistencies observed in traditional standards

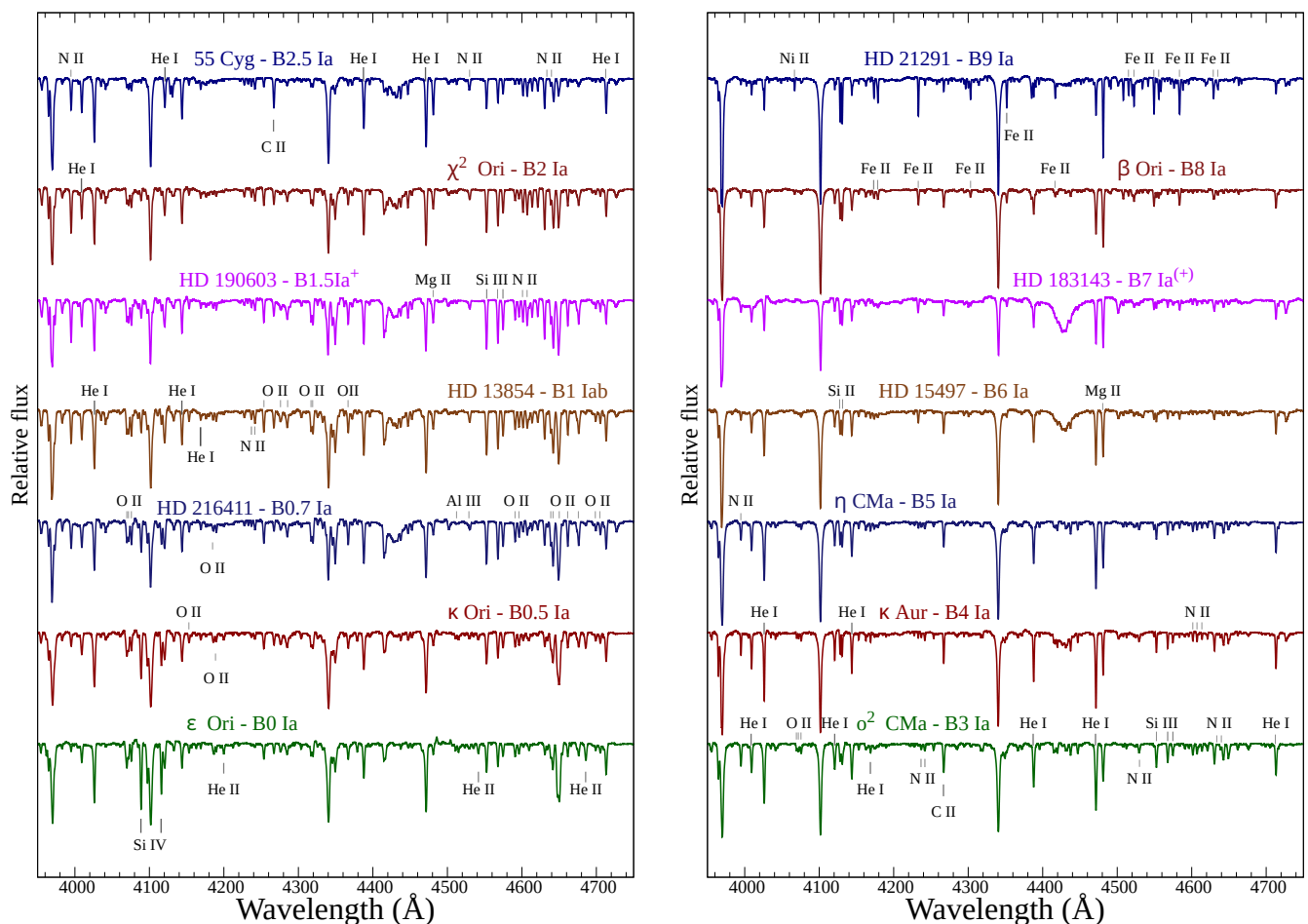


Fig. 5: Spectral sequence for luminous B-type supergiants. Left panel shows the evolution of the Si III/Si IV ratio, the growth of the O II spectrum to a maximum at B1, and its subsequent decrease, and the rise of the N II spectrum to a maximum at B2. Right panel illustrates the smooth growth of the Si II doublet and Mg II 4881 Å with respect to the neighbouring He I lines. Si III, O II and N II are essentially gone by B6, but the Fe II spectrum is already growing. We note that some of these spectra, unlike those of the main sequence stars, contain deep diffuse interstellar bands, which are more prominent in the spectrum of HD 183143, where the broad band at ~ 4430 Å is the strongest feature. Most of Garrison’s anchor standards for the MK system (cf. Table 1) are included in this sequence.

within this region. Nevertheless, given its primarily comparative nature, some caution is needed when its edges are considered. The key elements that we have taken into account are as follows.

- At early types: For spectral types earlier than B2, the Balmer lines start to lose their sensitivity to luminosity (see e.g. Fig. A.5), which is almost gone by B0. Although the wing-width criterion can still be used for a rough estimation of the luminosity of early B stars, it is preferable to rely on classical criteria based on the ratios of Si lines to their He I neighbours. Clear rules have been put forward by Walborn & Fitzpatrick (1990) and Sota et al. (2011). This choice leads to a natural separation of the B-type stars in two groups. For stars earlier than B2, we list the most important spectral type and luminosity criteria in Table 2, noting that in the B0 – B0.5 range we have simply adopted the standard stars and criteria of Sota et al. (2011), whenever possible. The traditional criteria are, of course, rather sensitive to metallicity, as they involve comparison of an α element to He. This is, however, an intrinsic characteristic of the system:

the spectral type criteria for mid-B stars also involve comparison between lines of Si (and Mg) and He I, as these are the only features seen in their spectra. The grid and accompanying classification criteria presented here assume a standard solar neighbourhood composition (Nieva & Przybilla 2012). For a comprehensive discussion of the requirements for extension to a distinctly lower metallicity, we refer the reader to Evans & Howarth (2003) and Evans et al. (2004).

- Close to the ZAMS: As we come to late-B stars (which have $\sim 3 M_{\odot}$) stellar lifetimes are sufficiently long for evolutionary effects to be observable on the main sequence. A B8 V star in the open cluster NGC 2516 (Abt & Morgan 1969) has already lived a significant part of its main sequence lifetime, while a B8 V star in a young cluster, such as NGC 2264 (Morgan et al. 1965) can be considered to lie on the Zero Age Main Sequence (ZAMS). Because of the very strong dependence of the Balmer line width on gravity for stars close to A0 (see Gray & Corbally 2009, chapter 5), in the range between B9 and A2, it seems possible to distinguish between

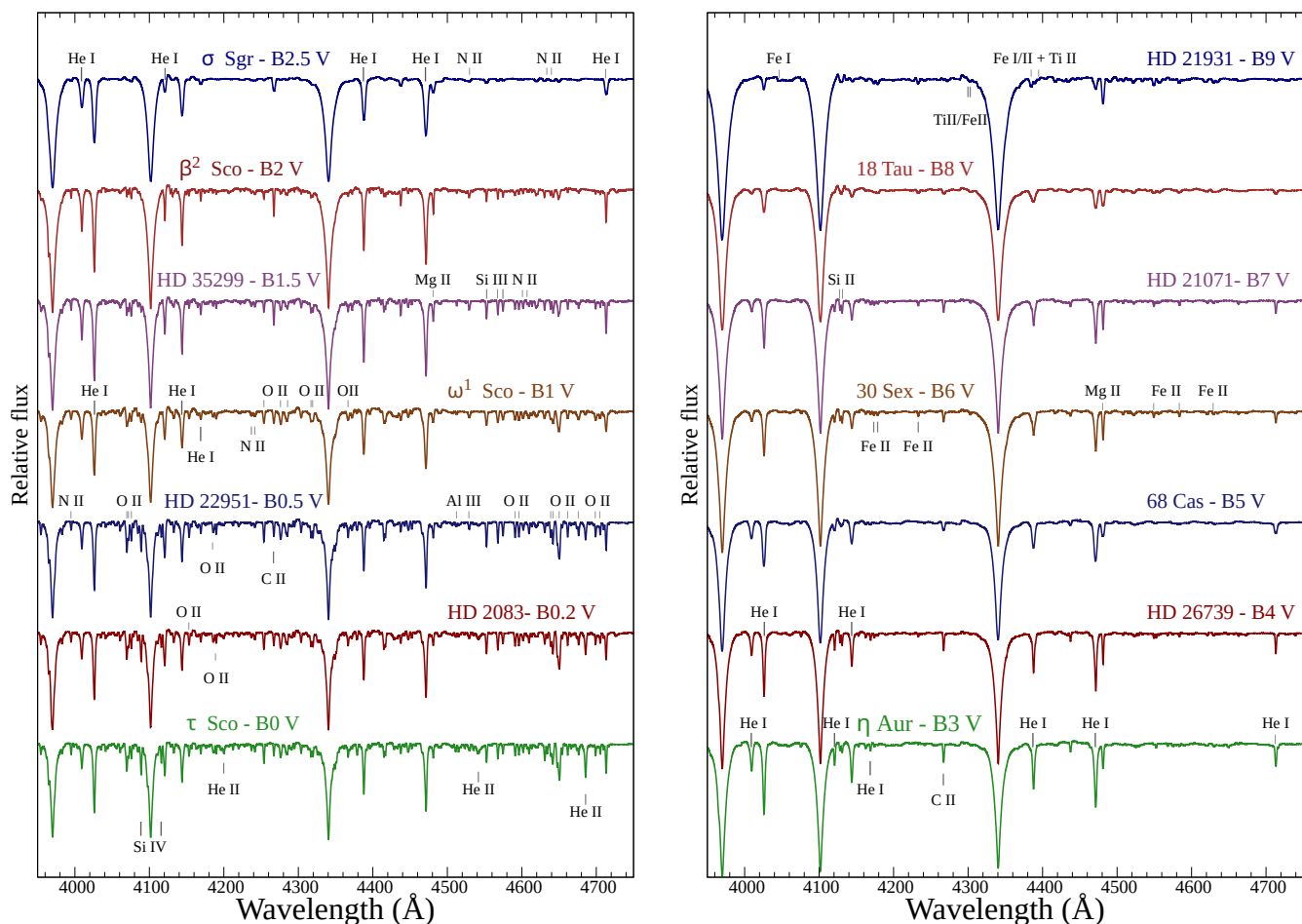


Fig. 6: Spectral sequence for B-type dwarfs. Stars in the left panel present numerous O II lines (some of which are mixed with C III features in objects earlier than B1), together with Si II/III/IV features that provide a powerful temperature discriminator. Stars in the right panel have simpler spectra. Objects later than B5 present some Fe II lines, but they tend to rotate fast and all weak features become very shallow and broad, as in the B8 V standard 18 Tau, a member of the Pleiades.

ZAMS stars and normal main sequence stars. In view of this, Morgan et al. (1978) split spectral types B9 V and B9.5 V into luminosity classes Va and Vb, with Vb representing stars with very wide lines. We are not adopting this division here, but are aware of the possible dependence of spectral features with stellar age and the danger this entails for a system based on direct comparison of line widths.

For this reason, we have tried to tie our set of standards to stars in open clusters. In particular, for the early-B type dwarfs, we have selected, when possible, standards among a set of B dwarfs in the Orion star-forming region with well-established spectral classification and accurate physical parameters determined from atmospheric analysis (Simón-Díaz 2010). For mid- and late-B stars, we have used confirmed members of three northern open clusters whose parameters have been determined with very high accuracy by the TGAS release of *Gaia* data (Gaia Collaboration et al. 2017), namely, the α Persei cluster, IC 4665, and the Pleiades. The latter was already employed as an anchor by Morgan & Keenan (1973), who used several stars in the Pleiades as dagger standards, and benefited from the fact that stars of luminosity classes V, IV, and III can be found in this

cluster. The other two are younger clusters, with the main sequence extending up to B3 V, which can provide examples of ZAMS stars. Details of these three clusters and an exhaustive description of their stellar content are presented in Appendix D.

- Among supergiants: When we come to the most luminous supergiants, our criterion may not be fully reliable, because the Balmer lines become so narrow that their profiles can be dominated by stellar wind effects associated with heavy mass loss. There are large morphological differences between the Balmer lines of stars classified as Ia, even at a given spectral type. A cursory look at Fig. 5 shows that some stars (notably HD 216411, χ^2 Ori and HD 183143) have much weaker Balmer lines than neighbouring standards, more similar to those of the B1.5 Ia⁺ hypergiant HD 190603. Mass loss in blue supergiants is related to luminosity, but also has a strong dependency on temperature. The H α line is almost always in emission in Ia supergiants, but we find a wide range of H β profiles, from strong almost-symmetric absorption lines to very weak, peculiar features with emission components (see de Burgos et al. 2023a, for a description of different types of profiles found in H β). For this reason, it is preferable not

Table 2: Main standard stars and classification criteria for early-B stars. Criteria in italics apply to all luminosity classes.

	V	IV	III	II	Ib	Ia	Ia ⁺
B0	τ Sco <i>All He II lines present</i> see main text for criteria against O-type	Si IV 4116/He I 4121 increases He II 4686 weaker compared to other He II or He I 4713	HD 48434 HD 4116/He I 4121 increases other He II or He I 4713	HD 205196 HD 164402	HD 171012 As in B0	ϵ Ori Very strong Si IV 4089 Very strong C III 4650 Weak He II 4686	
B0.2	HD 2083 <i>He II 4200 hardly seen or absent</i>	ϕ^1 Ori HD 6675 As in B0	HD 16808	69 Cyg	HD 171012 As in B0		
B0.5	HD 36960 <i>He II 4541 hardly seen or absent</i> Si III 4553 comparable to Si IV 4089	1 Cas HD 193007	26 Cep HD 192422		κ Ori HD 194839		
B0.7	HD 37042, HD 201795 <i>He II 4686 barely noticeable</i> C III/O II 4650 weaker compared to other O II	ξ^1 CMa HD 13969	increasing Si IV 4089/He I 4144 and Si III 4553/He I 4387 HD 193076 HD 190066 HD 14053		HD 216411		
B1	HD 24131, ω^1 Sco <i>He II 4686 not seen</i> Si IV 4089 hardly seen, many O II lines	β CMa (B I II–III)	ζ Per HD 13854		HD 13854		HD 169454
B1.5	HD 35299, HD 215191 Si IV 4089 not seen <i>C II 4267 stronger than neighbour O II</i>	12 Lac ϵ CMa	HD 13841 HD 193183	HD 5551	HD 14956	Si II 4128 appears Strong N II lines	HD 190603

to use $H\beta$ in the classification of supergiants, even if we extend the classification spectra to profit from the many metallic lines between $\approx 4900 \text{ \AA}$ and $\approx 5100 \text{ \AA}$. In Section 5.2.5, we come back to the defining characteristics of hypergiants, but all of them present emission profiles in $H\beta$ (Clark et al. 2012), testifying to a very heavy mass loss. As can be seen in Table 1, the system is mostly defined in terms of the Ia standards. There are only two Ib standards, and no standards of class II or Iab are given. Although there are many reasons that can explain this situation, it presents a complication as it is not a good idea to try to define Iab starting from Ia, given the diversity of line strengths in the latter. As we show in Sect. 5.2.4, luminosity class Iab is ill-defined in many cases, and so the problem is likely inherent to the system and not to our choice of luminosity criteria. Contrarily, except for the earliest (<B1) supergiants, our criterion provides the best luminosity sorting.

For stars of spectral type B2 and later, the wings of Balmer lines on their own can be used to determine luminosity. At spectral types B2, B2.5 and B3 (except for dwarfs), the ratio of $\text{Si III } 4553 \text{ \AA}$ to He I lines can still be used as a luminosity criterion, and we do not find any inconsistencies between the two approaches. For later-type stars, in whose spectra we may find very few metallic lines, a number of general criteria can be used for classification. These criteria are:

- At a given spectral type, the He I lines become narrower and deeper with increasing luminosity. Combined with the narrowing of Balmer lines and presence of weak metallic lines, this results in a very large difference in general appearance between supergiants and dwarfs, with the latter dominated by a few broad Balmer lines, while the former display many narrow lines (see, for example, Figures A.10, A.11 and A.12).
- As we move to later spectral types, the He I spectrum becomes weaker. Not all lines weaken at the same pace, and thus pairs such as $\text{He I } 4471 \text{ \AA}/\text{He I } 4387 \text{ \AA}$ or $\text{He I } 4009 \text{ \AA}/\text{He I } 4026 \text{ \AA}$ are sensitive to spectral type. The latter is particularly useful, as the two lines lie close together. Likewise, the combination of growing Balmer and decreasing He I strength provides a quick assessment of the spectral type of non-supergiant stars.
- The ratios $\text{Mg II } 4481 \text{ \AA}/\text{He I } 4471 \text{ \AA}$ and $\text{Si II } 4129 \text{ \AA}/\text{He I } 4144 \text{ \AA}$ are responsive to luminosity within a given spectral type, but also to temperature, increasing with growing spectral type and decreasing luminosity class. In consequence, it is preferable to determine the luminosity class first from the width of the Balmer lines and then the spectral type from the strength of the He I and metallic lines, assuming no chemical peculiarities.

A number of other, more specific criteria, relevant to the definition of individual types, is given in Table 3. A further complication comes from chemical peculiarities. Stars with non-standard He surface abundances are found in relatively small numbers (Cidale et al. 2007). Stars with weak He are found at mid and late spectral types, while He-strong stars concentrate around spectral type B2 (Walborn 1983), in many cases in connection with large-scale magnetic fields (Shultz et al. 2019). Among stars later than B7, we find a moderate fraction of chemically peculiar Bp stars. These objects are naturally connected to the Ap stars. A very large fraction of A-type stars are chemically peculiar (Gray & Corbally 2009), to the point that it is difficult to define what a “normal” A-type star is. Abt & Morrell (1995)

found that two of the main standards for the spectral type, Vega (A0 V; one of the anchor points of Garrison 1994) and α Dra (A0 III) show mild chemical peculiarities. Moreover, these peculiarities seem to be intimately related to rotational velocity, with Ap (and also the Am stars, which tend to occur in binaries) having much lower rotational velocities (on average) than “normal” early-A stars (Abt & Morrell 1995). This behaviour is almost certain to extend to the late-B stars. Moreover, based on the distribution of rotational velocities among a large sample of A0–A1 stars of luminosity classes IV and V and their *Hipparcos* parallaxes, Abt (2000) speculated that the separation between luminosity classes V and IV may not be good enough on photographic spectra. In view of these complications, although the effects of Stark broadening guarantee that we can effectively separate well the luminosity class of late-B stars, traditional standards may not be a safe guide. Criteria for chemically peculiar stars and references for further study are given in Gray & Corbally (2009).

5. Discussion

5.1. A revised grid of B-type standards

Armed with a high-quality and homogeneous spectroscopic dataset and our well-defined luminosity criteria, we have explored – and redefined when convenient – the standard grid by requiring consistency, whenever possible, with the traditional criteria for spectral type classification. In Appendix A, we detail the defining characteristics of the main spectral subtypes, list primary and secondary standards used in literature, and select appropriate replacements for those that are discarded, as well as new standards to fill in the gaps. Some primary standards have been disused, and we discuss the motivations leading to their exclusion in Appendix C. Some intermediate spectral types that have been used in previous works are not considered fully justified within the present framework. These include B6 – which is discussed together with B7, as some of the main standards are perfectly interchangeable –, B4 – which is useful, but would require a complex reassignment of primary standards –, B8.5 and B9.5, both of which are felt to be unnecessary. Their characteristics and representative stars are presented in Appendix B.

Table F.1 contains all the stars selected as useful standards and other reference stars that illustrate the spectral types, but cannot be considered standards, and provides basic observational data on them. A selection of the best B-type standards, covering as many subtypes as we have been able to, is given in Table 4. Since instrumental broadening should dominate profiles for stars with low projected rotational velocity, in Table 4 we highlight stars with $v \sin i \lesssim 70 \text{ km s}^{-1}$ (cf. Sect. 4) for luminosity classes III–V (this is not an important issue for supergiants).

For illustration, we show the whole B sequence for luminous supergiants and dwarfs in Figs. 5 and 6, respectively. Both figures can be used as reference for the characteristics given for each subtype in the corresponding subsection of Appendix A.

With the definition of a new grid of standards (Table 4 and Appendix A) and the new set of classification criteria adequate for modern CCD spectrographs (Sect. 4 and Tables 2 and 3), most of the major inconsistencies that plagued B-type classification must have been removed. There are a few minor standing issues, which we comment on below (Sect. 5.2), before we proceed to check the consistency of the new grid against other indicators of stellar parameters (Sect. 5.3).

Table 3: Main standard stars and classification criteria for mid- and late-B stars. Criteria in italics apply to all luminosity classes.

	V	IV	III	II	Ib	Ia
B2	β^2 Sco Very weak metallic lines He I 4009 strong compared to He I 4026 C II 4267 is strong	γ Peg Si II 4129 starts to be seen	γ Ori	HD 31327 N II lines comparable in strength to O II	9 Cep	χ^2 Ori Very strong N II lines
B2.5	22 Sco Even weaker metallic lines Mg II 4481 becoming strong		π^2 Cyg	N II stronger than O II	3 Gem	55 Cyg
B3	η Aur Mg II 4481 clearly seen even in fast rotators Si II 4129 becoming strong	ι Her Si II 4129 \geq Si III 4553	HD 21483 HD 4129 \geq Si III 4553	HD 194779 Si III 4553 weaker than some N II lines	ι CMa	σ^2 CMa
B5	HD 4142 Si II 4129 comparable to He I 4121 He I 4009 weaker compared to He I 4026 C II 4267 becoming weaker		HD 170682 Mg II 4481 growing in strength with luminosity	HD 191243	HD 9311 HD 7902	η CMa
B6/7	HD 21071 He I 4009, 4388 decline strongly with respect to other He I lines		β Tau		13 Cep	HD 199478
B8	21 Tau Mg II 4481 comparable to He I 4471 He I 4009, 4388 very weak	π Cet	τ And		53 Cas HD 14542	β Ori Strong Fe II Mg II still growing
B9	134 Tau He I 4009, 4388 not seen Mg II 4481 much stronger than He I 4471 Metallic lines even in fast rotators	(α Del)	12 Cas	HD 21661 (II-III)	HD 35600 σ Cyg	HD 21291 Weak He I Very strong Si II and Fe II

Table 4: Main standards within the new grid¹. Among the non-supergiants, objects with low projected rotational velocity (< 70 km s⁻¹) are in italics.

	V	IV	III	II	Ib	Iab	Ia	Ia ⁺
B0	<i>τ Sco</i>		<i>HD 48434</i>		HD 205196		<i>ε Ori</i>	
B0.2	<i>HD 2083</i>	<i>φ¹ Ori</i>	<i>HD 6675</i>		HD 16808	69 Cyg	HD 171012	
B0.5	<i>HD 36960</i>		<i>1 Cas</i>	HD 193007	26 Cep HD 192422		<i>κ Ori</i> HD 194839	
B0.7	<i>HD 37042,</i> <i>HD 201795</i>	<i>ξ¹ CMa</i>	<i>HD 13969</i> <i>HD 14053</i>	HD 193076	HD 190066		HD 216411	
B1	HD 24131, <i>ω¹ Sco</i>		<i>β CMa (B1 II–III)</i>		<i>ζ Per</i>	HD 13854		HD 169454
B1.5	<i>HD 35299</i> <i>HD 215191</i>		<i>12 Lac</i>	<i>ε CMa</i>	HD 13841 HD 193183	HD 5551	HD 14956	HD 190603
B2	<i>HD 36629</i> <i>β² Sco</i>	<i>γ Peg</i> <i>ζ Cas</i>	<i>γ Ori</i> <i>π⁴ Ori</i>	HD 31327	9 Cep		<i>χ² Ori</i> HD 14143	
B2.5	22 Sco <i>σ Sgr</i>		<i>π² Cyg</i>		3 Gem		55 Cyg	
B3	<i>η Aur</i> <i>HD 178849</i>	<i>ι Her</i> <i>ξ Cas</i>	<i>HD 49567</i> <i>HD 21483</i>	HD 194779	<i>ι CMa</i>		<i>ο² CMa</i> HD 14134	
B5	<i>τ Her</i> HD 4142		<i>HD 211924</i> <i>HD 170682</i>	HD 191243	HD 9311	HD 7902	<i>η CMa</i>	
B7	3 <i>Vul</i> 16 <i>Tau</i>	19 <i>Tau</i> (B6 IV)	<i>HD 1279</i> <i>β Tau</i>			13 Cep	HD 199478	(HD 183143)
B8	<i>HD 171301</i> 21 <i>Tau</i>	<i>π Cet</i> HD 3240	<i>21 Aql</i> <i>τ And</i>		53 Cas	HD 14542	<i>β Ori</i>	
B9	<i>134 Tau</i> HD 21931	(<i>α Del</i>)	32 <i>Peg</i> 12 <i>Cas</i>	<i>HD 21661</i> (II–III)	HD 35600	<i>σ Cyg</i>	HD 223960 HD 21291	

Notes. ¹ An online version of this table linked to downloadable spectra is available at <https://astroplus.ua.es/mkbtpestds>.

5.2. Remaining issues

The new selection of standard stars resolves many of the inconsistencies mentioned by Jaschek & Gomez (1998). This does not mean that the system is fully self-consistent, even if it is much more self-consistent than previous versions. There are a number of questions, both methodological and physical, that still demand special attention when addressing them. We now list the most important ones.

5.2.1. The earliest B-type stars

Stars of spectral types B0–B0.5 were included in the work by Sota et al. (2011) on the classification of O-type stars. We have chosen to respect their choice of standards, even though some of them are certainly problematic. The B0 V standard, *τ Sco* is known to be a magnetic star with extremely slow rotation, while the B0.2 V standard HD 2083 is an SB2 when seen at high resolution. Beyond this practical complication, we feel that this spectral range needs to be re-examined with great care. Although Walborn (1971) introduced the interpolated spectral types B0.2 and B0.7 to eliminate inconsistencies that were observed when trying to place stars within the grid, some of such inconsistencies seem to persist when they are used. Many evolved stars in this range still present absolute magnitudes at odds with their

luminosity class. An example at hand is HD 23675, whose spectrum is almost indistinguishable from that of the B0.2 III standard. Its membership in the open cluster NGC 1444 implies an absolute magnitude close to those of supergiants. Conversely, HD 205196, which has been consistently given as a B0 Ib standard since Morgan & Roman (1950), has an absolute magnitude typical of a giant (cf. Humphreys 1978, confirmed by its *Gaia* distance).

The reason for these discrepancies is unclear. Unfortunately, in this range of temperatures, Balmer lines are not so responsive to luminosity as in later spectral types. Although they can still be used for a basic distinction between dwarfs, giants, and supergiants, the criterion used at later types cannot be applied. In some cases, the discrepancy may be due to hidden binarity. Possible examples are stars such as HD 217490, which was classified B0 II by Walborn (1971) but displays an absolute magnitude typical of luminous supergiants⁶. This, however, is unlikely to explain all the cases, as many stars with discrepant luminosity do not show any evidence of binarity at high resolution. There may be an inconsistency intrinsic to the system: the main spectral type indicator is the ratio of Si III to Si IV, while the luminos-

⁶ Interestingly, this object was classified B0.5 Ia by Morgan et al. (1955), although our spectrum seems compatible with Walborn's classification. Two unresolved components mimicking a lower luminosity are a possible explanation for this discrepancy

ity class is mostly determined by the ratio of the same Si lines to neighbouring He I lines. However, the change in the Si III/Si IV ratio is so large between B0 and B1 that even with interpolated subtypes, the range of ratios falling within a given subtype may be too broad to allow for a consistent luminosity classification. Examples of giants and luminous supergiants covering the whole spectral range can be found in Figures A.1 and A.2, respectively, where the very large changes in the depth of the Si IV line at 4089 Å between consecutive subtypes can be appreciated.

For further illustration, in Fig. 7 we show a number of stars classified as B0.7 by Walborn (1971). They are all located in the Cygnus region, at similar distances from the Sun, and we can thus assume that metallicity is about the same for all of them. They all fulfil our condition for B0.7, as they display a very weak, but clearly visible He II 4686 Å line and no trace of the other He II lines. They also fulfil the classical criterion of having Si III 4553 Å slightly stronger than Si IV 4089 Å. However, direct comparison of the Balmer lines shows that HD 194057 cannot have the same luminosity as BD +35°3995, while the latter cannot be substantially more luminous than HD 193076. In fact, both HD 190919 (Walborn's B0.7 Ib standard) and BD +35°3995 are connected to the open cluster NGC 6871⁷ and they have almost identical magnitudes and colours. Accepting the cluster parameters from Hunt & Reffert (2023), both have $M_V \approx -5.3$, which would definitely put them at luminosity class II according to Walborn's own calibration (Walborn 1972), together with HD 193076.

Why was then BD +35°3995 classified as a much more luminous star? Very likely because its Si IV lines are stronger (when compared to the neighbouring He I lines) than those of HD 190919 and HD 193076. If our interpretation is correct, this is not reflecting higher luminosity, but higher temperature, still within the B0.7 type. Indeed, there may be other physical reasons contributing to varying Si III/Si IV ratios, such as microturbulence, and so the actual appearance of an early B star may depend on subtle effects. In fact, when we look at the physical characteristics of stars classified B0.7 Ib and B0.7 II in Table F.1, they do not appear well separated. Nevertheless, we believe that classifying HD 190919 as B0.7 II is more coherent and may help some inconsistencies to disappear.

5.2.2. Luminosity class IV

Our sample contains a fair number of standards for luminosity class IV, but they are unevenly spread across the different spectral subtypes. The main reason for this is the scarcity of these stars, due to their own nature. While for sun-like stars, luminosity class IV is used for subgiants, among B-type stars, luminosity class IV objects are recognised as main sequence (Morgan et al. 1943). This luminosity class is generally assigned to stars around the turn-off of young open clusters. Examples among the reference clusters discussed in Appendix D are the B6 IV stars in the Pleiades and the B5 IV stars in IC 4725. Unfortunately, the clusters that would be needed to populate this class for other types are either too faint for the instrumentation used (e.g. NGC 869 for B1 IV and B1.5 IV or NGC 663 for B2–2.5 IV) or not visible from the North (e.g. NGC 6067 for B7 IV).

Luminosity IV B-type stars represent a transitional stage in the life of a star and are not very numerous. Even the populous

⁷ HD 190919 is not listed as an astrometric member of NGC 6871 by Hunt & Reffert (2023), but it is located at the same distance, about 6 arcmin to the south of the cluster core, and its proper motions suggest it has recently been ejected from that area.

clusters just mentioned contain only a handful of them. They are therefore rare in the field. Despite this scarcity, luminosity class IV was profusely used by Lesh (1968). Intriguingly, her magnitude calibration (in her table 3) does not show a significant difference between stars classified as V and IV at most spectral types. After re-observing and reclassifying a substantial fraction of her sample, we have to conclude that the features that led to classification as luminosity class IV on photographic plates are rarely related to higher intrinsic luminosity. We believe that this issue has mostly been resolved in the new grid presented here, with the inclusion of a few field stars that seem to fulfil these requirements.

5.2.3. Luminosity class II

The number of luminosity class II standards is very small, and none is considered primary. Many of the stars initially classified as luminosity class II have turned out to be either true supergiants with high rotation or binaries. For example, the B1 II standard HD 1383 is in reality an SB2 system with two (twin) supergiants (Boyajian et al. 2006). The other B1 II standard, HD 199216, is almost identical to the B1 Ib standard ζ Per. Likewise, ι CMA is better classified B3 Ib rather than B3 II.

Nevertheless, we have found a fair number of replacements. A suitable standard for B3 II is HD 194779. Another example with slower rotation is HD 36212, although this object is later and more luminous, close to the limit with a true supergiant. Likewise, we identify HD 31327 as B2 II and ε CMA as B1.5 II. There are also quite a few stars in the Per OB1 association that can be classified as luminosity class II, among which HD 14053 is B0.7 II (and can be compared to HD 13969, which is B0.7 III). This star is clearly less luminous than the other stars classified as B0.7 II (see discussion above on the difficulties in this range), but not much fainter than HD 193076, a member of the open cluster IC 4996, which also contains HD 193007, B0.5 II, and so helps to define this luminosity class.

The situation is not so clear for later spectral types. We identify a few examples of B5 II, such as HD 191243 or HD 175156, but find no objects of similar luminosity at later types. Examination of a large sample of field B7 III and B8 III giants finds that all have absolute magnitudes between ≈ -1.5 and -2.0 , with the single exception of Alcyone, which, as discussed in Appendix D, is about a magnitude brighter, and we have classified as II–III. At spectral type B9, we also find a few objects that are much brighter than the typical giant, and we also classify them as II–III, but with absolute magnitudes also around -3 , they are very far away from the expectations for a supergiant.

5.2.4. Luminosity class Iab

There is not a single early-B Iab standard in JM53 or MK73, meaning that stars classified as Iab are those falling in between the Ia and Ib standards. This results in a degree of ambiguity, as standards of a given class may have rather different luminosities. The traditional approach to standard usage considers that any star that falls within a given luminosity class is a suitable standard, even if it is not necessarily the most representative of the class (Walborn, priv. comm.). Thus, we find that the B1 Ib standard ζ Per is only slightly more luminous than B1 II stars, while the B2 Ib standard 9 Cep is so luminous that it leaves very little room for any B2 Iab object between it and the B2 Ia stars.

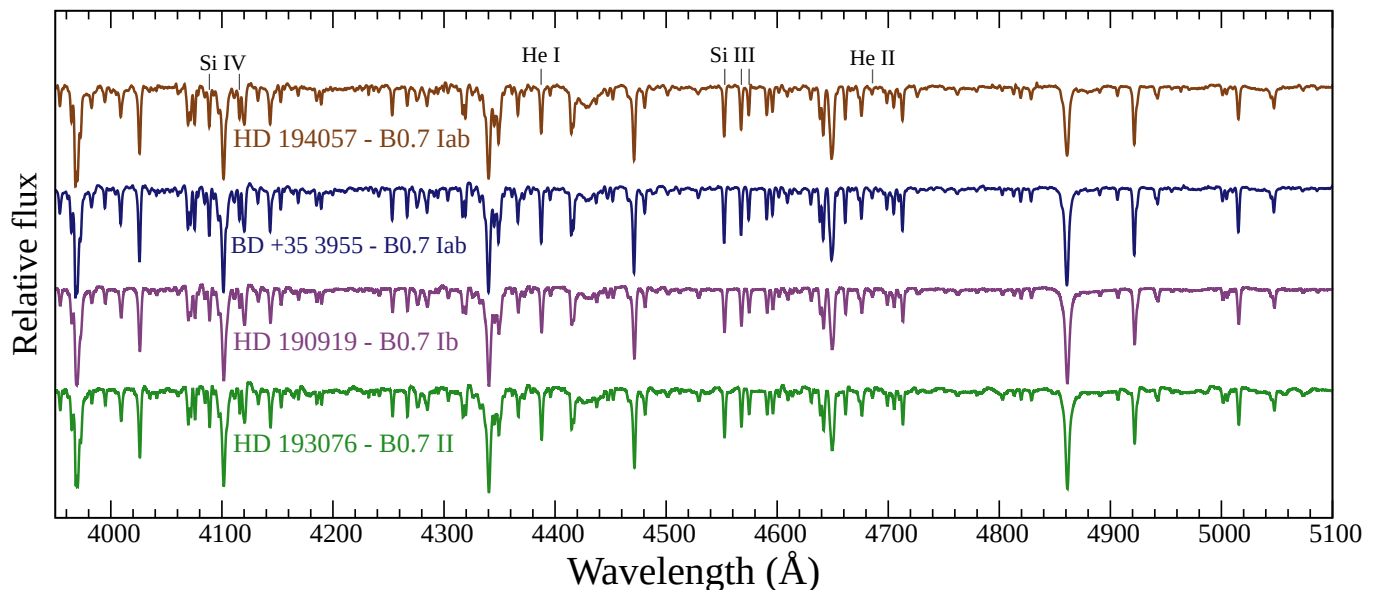


Fig. 7: Four stars classified as B0.7 supergiants by Walborn (1971), with their original luminosity classes. Inspection of the region around H δ , with application of the Si iv 4116 Å/He i 4144 Å criterion, supports these classifications. However, the primary luminosity criterion Si iii 4533 Å/He i 4387 Å suggests that the three bottom stars all have approximately the same luminosity. The higher luminosity of HD 194057 is also reflected in the much weaker Balmer lines and stronger O ii features. The strong Si iv lines in the spectrum of BD +35°3995 likely reflect a slightly higher temperature. See Fig. 5 for the corresponding Ia standard and Fig. A.4 for a comparison of HD 190919, which was Walborn’s standard, to stars of similar spectral types.

As mentioned, HD 15690 in NGC 957⁸ is marginally more luminous (and somewhat earlier) than 9 Cep, and could be B2 Iab-Ib. The same situation is found at B2.5 Iab. The difference in luminosity between the B2.5 Ib standard 3 Gem and the B2.5 Ia 55 Cyg does not allow for an intermediate class. In fact, 3 Gem and 55 Cyg look quite different because the former is significantly earlier, not very distinct from 9 Cep. All these spectra are shown in Fig. E.5.

Contrarily, the B1 Iab standard HD 13854, in Per OB1, is almost as bright as the B2 Ia stars HD 14143 and 10 Per, in the same association. This is evident not only in its spectrum, where all the luminosity indicators place it very close to Ia, but also in its apparent magnitude, similar to those of the Per OB1 Ia stars. In fact, HD 13854, which has been consistently classified as B1 Iab by Morgan et al. (1955), Lesh (1968), Walborn (1971), and Lennon et al. (1992), has an H β profile that is already variable and clearly asymmetric because of wind effects. Contrarily, ρ Leo, which was originally given as B1 Ib, but is now accepted as B1 Iab, has a perfectly symmetric H β profile. If the *Hipparcos* distance for ρ Leo is accepted, both stars have about the same intrinsic magnitude, demonstrating the importance of mass loss in the shape of Balmer lines at high luminosities.

5.2.5. Hypergiants

The most luminous stars are classified as Ia supergiants. They are very scarce, but they can be seen to very large distances because of their huge intrinsic luminosity (typical absolute magnitudes around or somewhat above -7 mag; e.g. Humphreys & McEl-

⁸ Although the star is in the cluster and has a parallax compatible with membership, its proper motion along Right Ascension deviates considerably from the cluster average.

roy 1984), and thus several are known. In a study of the most luminous stars in the Magellanic Clouds, Feast et al. (1960) introduced the notation Ia-0 for early-type stars⁹ that were more luminous than the typical supergiant (which they called super-supergiants). In later years, the name hypergiant was preferred (e.g. van Genderen et al. 1983, who used it for stars brighter than $M_V = -8$ mag), and the notation Ia⁺ became widely used. Defining the spectral type in terms of absolute luminosity may make moderate sense in the Magellanic Clouds, but it will not work in the Milky Way; more importantly, is contrary to the philosophy of the MK system, which requires a morphological definition.

A tentative defining characteristic was given by Clark et al. (2012), who state that they are "distinguished from normal BSGs by the presence of (P Cygni) emission in the Balmer series", but this must be qualified. Most luminous B supergiants display emission in H α and some present weak and variable emission in H β (e.g. HD 306414, B0.7 Ia, although this is the counterpart of an X-ray transient Lorenzo et al. 2014). Contrariwise, HD 183143, which is one of the proposed hypergiants, does not always show a P-Cygni profile in H β , but a variable profile (see an example in Fig. A.11). According to van Genderen et al. (1983), at a given temperature, supergiants with P-Cygni profiles (associated with higher mass-loss rates) tend to be more luminous than those without them. Walborn et al. (2015) identify the presence of broad emission wings in H β as a characteristic of most luminous blue variables and blue hypergiants. In some cases, superposition of a narrow P-Cygni profile results in a characteristic 'Prussian helmet' morphology in this line (as seen in the spectrum of HD 190603 in Fig. E.4, where the extended wings may have been over-normalised by our automated

⁹ This notation had already been used by Philip Keenan for cool supergiants of extreme luminosity, such as RW Cep (e.g. Keenan 1942).

procedure; see Fig. 7 in Clark et al. 2012 for comparison). The peculiar morphologies of $H\beta$ in early-B Ia supergiants can be seen in Fig. A.2. In late-B supergiants, the effects of mass loss are less conspicuous, and the $H\beta$ line generally has a more standard morphology, as can be seen in Fig. A.14.

Notwithstanding the importance of these characteristics, direct comparison of the B1.5 Ia/B1.5 Ia⁺ pair HD 14956/HD 190603 in Fig. E.4 shows very noticeable morphological differences in terms of the intensity and width of the Balmer lines and the relative intensities of the O II and Si III lines with respect to the He I spectrum, i.e. the main luminosity diagnostics. The same can be said of the B1 Ia/B1 Ia⁺ pair HD 148688/HD 169454 shown in figs. 20 and 21 of Walborn & Fitzpatrick (1990). This is fully consistent with the idea that a hypergiant should be identified by resorting only to the photographic classification region, which does not include $H\beta$. Sticking to comparison with the few examples available, we consider that a hypergiant is a star whose luminosity diagnostics indicate a significantly higher luminosity than a typical Ia supergiant of the same spectral type. With this criterion, despite the very prominent P-Cygni profile in $H\beta$, HD 13256 is not a hypergiant, as its spectrum is very similar to those of HD 216411 (B0.7 Ia) and HD 148688 (B1 Ia), both of which have $H\beta$ decidedly in absorption, but HD 169454 is, because of the weakness of its Balmer lines and extreme values of the ratio of Si III 4552 Å (and the O II spectrum) to He I 4387 Å. The case of HD 183143, however, remains ambiguous. Although its Balmer lines are very weak compared to Ia stars of similar spectral type, there are no pure luminosity criteria at B7 that could be used to definitely call it a hypergiant, hence the classification B7 Ia⁽⁺⁾. A set of stars that may be classified as hypergiants according to these criteria is presented in de Burgos et al. (2023a).

5.3. Classification and stellar parameters

In the Introduction, we mentioned, among the primary motivations for creating a new grid of B-type standard stars, the existence of inconsistencies between luminosity classifications by different authors, and the apparent lack of a good correlation between luminosity class and intrinsic brightness. The first point is naturally addressed by the definition of a new luminosity criterion that incorporates the well-known effect of gravity on the extension of the wings of hydrogen lines, while the second may be used to test the improved representativity of the new grid. With a new objective criterion for luminosity class, differences between classifiers should be minimised.

In de Burgos et al. (2023a), we proposed the quantity $FW3414(H\beta)$, defined as the difference between the width of the $H\beta$ line measured at three-quarters and one-quarter of its line depth, as an easily measurable spectroscopic diagnostic to select blue supergiants and filter out other sources with higher surface gravities. The top panel of Fig. 8 shows the behaviour of this quantity as a function of the spectral type for the stars making out our final list of standards, separating the stars by luminosity class. This figure is complemented by the bottom panel, where a rough approximation to the stellar intrinsic magnitude (M_V) is considered in the ordinate axis. These estimates have been done by adopting the distance modulus corresponding to the *Gaia* geometric distances provided¹⁰ by Bailer-Jones et al.

¹⁰ Except for a few bright targets for which the *Gaia* mission has not provided parallaxes yet. In these cases, we assumed distances from the revised *Hipparcos* catalogue (van Leeuwen 2007).

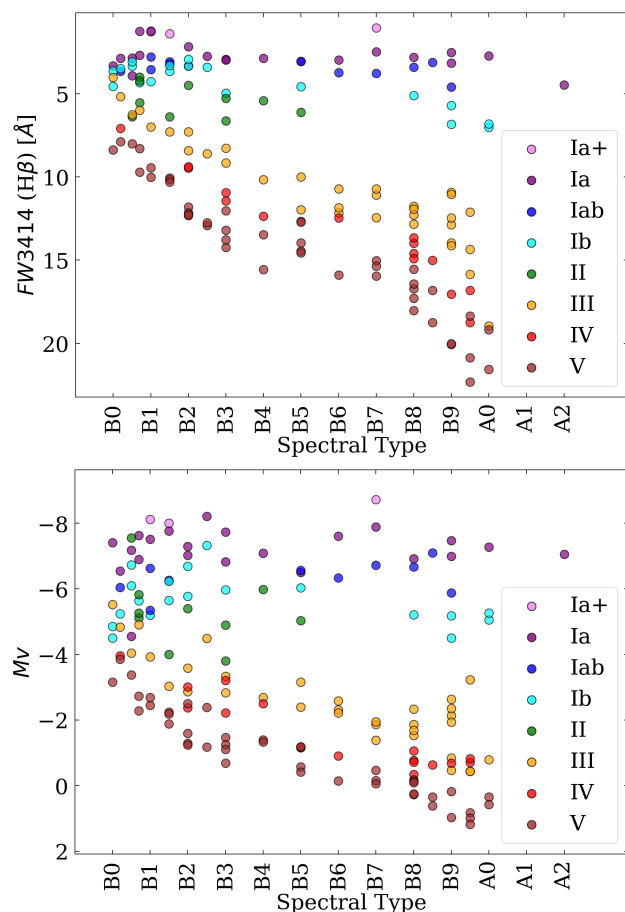


Fig. 8: Distribution of the sample of 158 stars comprising the revised grid of B-type standards for spectral classification in a $FW3414(H\beta)$ (top) and M_V (bottom) vs. spectral type diagram. Different colours are used to indicate luminosity class.

(2021a), the calibration of intrinsic $B - V$ colours, $(B - V)_0$, as a function of spectral type and luminosity class proposed by Fitzgerald (1970), and the apparent magnitudes B and V quoted in the Simbad Astronomical Database (Wenger et al. 2000). We have assumed, since this is intended only as a rough estimate, a constant value of $R_V = 3.1$ when computing A_V from $E(B - V) = (B - V) - (B - V)_0$.

The good correlation between $FW3414(H\beta)$ and the luminosity class is not surprising, as this quantity is an indirect measurement of the width of the line wings. The correlation with M_V is also good and, especially for the less luminous stars, much better than in previous versions of the system (cf. Jaschek & Gomez 1998). For types earlier than B2, there is a continuum in both plots, but for later types there is a growing gap between the supergiants and the rest of the stars. In addition, these plots also allow the visualisation of some of the effects that have been discussed in the previous subsections: the existence of early-B stars whose luminosity class, based on line-ratio criteria, is at odds with a more objective indicator of luminosity (Sect. 5.2.1), or the existence of luminosity class II stars on the supergiant side of the divide for spectral types earlier than B5. The widening gap between the supergiants and the main sequence (populated by objects of luminosity classes V, IV, and III) at later types is accompanied by the disappearance of these LC II objects. Aside from the obvious physical explanation, namely that the astrophysical parameters of such objects would correspond

to intermediate-mass stars in the Hertzsprung gap, there is also a methodological reason: the less luminous B8–A0 Ib supergiants have luminosities and line widths comparable to those of type II stars in the early-B range. As the spread along the vertical axis increases, a given luminosity class is displaced in relation to earlier spectral types, so that the whole parameter space is represented. There is a hint that the gap may be closing again as we approach the A-type stars, but this should be checked.

6. Summary and outlook

The grid of B-type standards presented in this work represents an important improvement with respect to previous efforts, mainly because of a much higher degree of internal consistency, and also because of a better mapping on to physical properties. A number of minor inconsistencies may remain, which are in all likelihood intrinsic to the system and very possibly due to the need to retain the anchor points and the low number of supergiant stars available to choose our standards. In our final list (Table F.1), we provide standards for all the subtypes that have been commonly used, but we note that a very fine grid is probably not necessary in modern Astrophysics. Given the availability of tools that allow a quick estimation of actual stellar parameters in a very short time (e.g. Simón-Díaz et al. 2011; Holgado et al. 2018; Rübke et al. 2023; de Burgos et al. 2023b, among some others), spectral classification will only be a valuable tool when conditions are such that the available data (i.e. the spectra) do not provide diagnostics for accurate parameter determination.

We do not recommend the use of spectral types B8.5 and B9.5 for supergiants, and find little justification to use them at lower luminosities. Likewise, we do not believe that differentiation between B6 and B7 is meaningful within the system. The interpolated subtypes B0.2 and B0.7, (introduced by Walborn 1971) can be defined for all luminosity classes, but it is unlikely that they fully achieve the purpose that led to their introduction, namely, resolving inconsistencies between luminosity and temperature classification in the B0–1 range (see discussion in Sect. 5.2.1). In fact, even the classical B2.5 subtype is poorly defined in terms of standards. Finally, the interpolated B4 type can be defined for all luminosity classes and provides a fine subdivision of B5 that may make sense in some contexts. In any event, the grid is sufficiently robust to allow classification to any level of accuracy that seems reasonable, given the quality of the available spectroscopic data.

Now that the grid is well defined, we may consider the extension of the classification process to other spectral regions. In a forthcoming paper, we will examine the possibility of obtaining a (at least, rough) classification by using the *Gaia* RVS range and the improvements that may result from the addition of red spectra. This will include an exploration of the possibility of overcoming the limitations of classification by combining it with quantitative measurements of equivalent widths and line widths. In parallel, we are working on the determination of stellar parameters for the whole grid, with the aim of providing an accurate mapping of spectral classification into the theoretical HR diagram, as already done by Holgado et al. (2018) for O stars.

Acknowledgements. Naturally, this work is dedicated to the memory of Nolan Walborn, master classifier. Throughout his career, he held an unyielding belief in the power of spectral morphology to reveal the underlying stellar physics. We are well aware that he would have probably been upset by some of the changes that we introduce, but our procedure has tightly adhered to his teachings.

A work like this is based on the collection of a huge number of spectra. We are extremely grateful to all the collaborators who have contributed to this effort throughout the years by participating in observing campaigns or otherwise.

Among them, we would like to cite Drs. S. R. Berlanas, I. Camacho, R. Dorda, C. González-Fernández, G. Holgado, M. Monguió and K. Rübke. Dr. Jesús Maíz-Apellániz contributed a number of spectra obtained through his observing programmes.

This research is based on observations made with the Mercator Telescope, operated by the Flemish Community at the Observatorio del Roque de los Muchachos (La Palma, Spain) of the Instituto de Astrofísica de Canarias. This research is partially supported by the Spanish Government Ministerio de Ciencia e Innovación and Agencia Estatal de Investigación (MCIN/AEI/10.13039/501100011033/FEDER, UE) under grants PID2021-122397NB-C21/C22. IN acknowledges the financial support of MCIN with funding from the European Union NextGenerationEU and Generalitat Valenciana in the call Programa de Planes Complementarios de I+D+i (PRTR 2022), project HIAMAS, reference ASFAE/2022/017, and from the Generalitat Valenciana under grant PROMETEO/2019/041. This research has made use of the Simbad, VizieR and Aladin services developed at the Centre de Données Astronomiques de Strasbourg, France. This research has made use of the WEBDA database, operated at the Department of Theoretical Physics and Astrophysics of the Masaryk University.

References

- Abt, H. A. 2000, *ApJ*, 544, 933
 Abt, H. A., Bolton, C. T., & Levy, S. G. 1972, *ApJ*, 171, 259
 Abt, H. A., Levato, H., & Grosso, M. 2002, *ApJ*, 573, 359
 Abt, H. A. & Morgan, W. W. 1969, *AJ*, 74, 813
 Abt, H. A. & Morrell, N. I. 1995, *ApJS*, 99, 135
 Allende-Prieto, C. & Apogee Team. 2015, in *American Astronomical Society Meeting Abstracts*, Vol. 225, American Astronomical Society Meeting Abstracts #225, 422.07
 Bailer-Jones, C. A. L., Rybizki, J., Foesneau, M., Demleitner, M., & Andrae, R. 2021a, *AJ*, 161, 147
 Bailer-Jones, C. A. L., Rybizki, J., Foesneau, M., Demleitner, M., & Andrae, R. 2021b, *AJ*, 161, 147
 Bestenlehner, J. M., Enßlin, T., Bergemann, M., et al. 2023, arXiv e-prints, arXiv:2309.06474
 Blomme, R., Frémat, Y., Sartoretti, P., et al. 2023, *A&A*, 674, A7
 Boyajian, T. S., Gies, D. R., Helsel, M. E., et al. 2006, *ApJ*, 646, 1209
 Cannon, A. J. & Pickering, E. C. 1918, *Annals of Harvard College Observatory*, 91, 1
 Cantat-Gaudin, T., Anders, F., Castro-Ginard, A., et al. 2020, *A&A*, 640, A1
 Cargile, P. A. & James, D. J. 2010, *AJ*, 140, 677
 Castro, N., Urbaneja, M. A., Herrero, A., et al. 2012, *A&A*, 542, A79
 Cidale, L. S., Arias, M. L., Torres, A. F., et al. 2007, *A&A*, 468, 263
 Clark, J. S., Najarro, F., Negueruela, I., et al. 2012, *A&A*, 541, A145
 Cummings, J. D. & Kalirai, J. S. 2018, *AJ*, 156, 165
 de Burgos, A., Simón-Díaz, S., Urbaneja, M. A., & Negueruela, I. 2023a, *A&A*, 674, A212
 de Burgos, A., Simón-Díaz, S., Urbaneja, M. A., & Puls, J. 2023b, arXiv e-prints, arXiv:2312.00241
 Evans, C. J. & Howarth, I. D. 2003, *MNRAS*, 345, 1223
 Evans, C. J., Howarth, I. D., Irwin, M. J., Burnley, A. W., & Harries, T. J. 2004, *MNRAS*, 353, 601
 Feast, M. W., Thackeray, A. D., & Wesselink, A. J. 1960, *MNRAS*, 121, 337
 Fitzgerald, M. P. 1970, *A&A*, 4, 234
 Gaia Collaboration, van Leeuwen, F., Vallenari, A., et al. 2017, *A&A*, 601, A19
 Galindo-Guil, F. J., Barrado, D., Bouy, H., et al. 2022, *A&A*, 664, A70
 Gardner, T., Monnier, J. D., Fekel, F. C., et al. 2021, *AJ*, 161, 40
 Garrison, R. F. 1967, *ApJ*, 147, 1003
 Garrison, R. F. 1994, in *Astronomical Society of the Pacific Conference Series*, Vol. 60, *The MK Process at 50 Years: A Powerful Tool for Astrophysical Insight*, ed. C. J. Corbally, R. O. Gray, & R. F. Garrison, 3
 Garrison, R. F. 2003, in *The Garrison Festschrift*, ed. R. O. Gray, C. J. Corbally, & A. G. D. Philip, 153
 Garrison, R. F. & Gray, R. O. 1994, *AJ*, 107, 1556
 Garrison, R. F., Hiltner, W. A., & Schild, R. E. 1977, *ApJS*, 35, 111
 Gray, R. O., Corbally, C. J., Garrison, R. F., McFadden, M. T., & Robinson, P. E. 2003, *AJ*, 126, 2048
 Gray, R. O. & Corbally, C. J. 2009, *Stellar Spectral Classification*
 Guthrie, B. N. G. 1986, *MNRAS*, 220, 559
 Harmanec, P. 1988, *Bulletin of the Astronomical Institutes of Czechoslovakia*, 39, 329
 Harris, III, D. L. 1956, *ApJ*, 123, 371
 Hogg, A. R. & Kron, G. E. 1955, *AJ*, 60, 365
 Holgado, G., Simón-Díaz, S., Barbá, R. H., et al. 2018, *A&A*, 613, A65
 Humphreys, R. M. 1978, *ApJS*, 38, 309
 Humphreys, R. M. & McElroy, D. B. 1984, *ApJ*, 284, 565

- Hunt, E. L. & Reffert, S. 2023, *A&A*, 673, A114
- Hunter, I., Brott, I., Langer, N., et al. 2009, *A&A*, 496, 841
- Jaschek, C. & Gomez, A. E. 1998, *A&A*, 330, 619
- Jin, S., Trager, S. C., Dalton, G. B., et al. 2024, *MNRAS*, 530, 2688
- Johnson, H. L. 1958, *Lowell Observatory Bulletin*, 4, 37
- Johnson, H. L. & Mitchell, R. I. 1958, *ApJ*, 128, 31
- Johnson, H. L. & Morgan, W. W. 1953, *ApJ*, 117, 313
- Keenan, P. C. 1942, *ApJ*, 95, 461
- Keenan, P. C. 1985, in *IAU Symposium*, Vol. 111, *Calibration of Fundamental Stellar Quantities*, ed. D. S. Hayes, L. E. Pasinetti, & A. G. D. Philip, 121–136
- Keenan, P. C. 1987, *PASP*, 99, 713
- Kilian, J., Montenbruck, O., & Nissen, P. E. 1991, *A&AS*, 88, 101
- Lennon, D. J., Dufton, P. L., & Fitzsimmons, A. 1992, *A&AS*, 94, 569
- Lennon, D. J., Dufton, P. L., Fitzsimmons, A., Gehren, T., & Nissen, P. E. 1990, *A&A*, 240, 349
- Lesh, J. R. 1968, *ApJS*, 17, 371
- Libich, J., Harmanec, P., Vondrák, J., et al. 2006, *A&A*, 446, 583
- Lorenzo, J., Negueruela, I., Castro, N., et al. 2014, *A&A*, 562, A18
- Luo, A. L., Zhao, Y.-H., Zhao, G., et al. 2015, *Research in Astronomy and Astrophysics*, 15, 1095
- Luo, A. L., Zhao, Y. H., Zhao, G., & et al. 2022, *VizieR Online Data Catalog*, V/156
- Maíz Apellániz, J., Pantaleoni González, M., Barbá, R. H., et al. 2018, *A&A*, 616, A149
- Maíz Apellániz, J., Sota, A., Arias, J. I., et al. 2016, *ApJS*, 224, 4
- Markova, N., Puls, J., Scuderi, S., Simón-Díaz, S., & Herrero, A. 2011, *A&A*, 530, A11
- Meingast, S., Alves, J., & Rottensteiner, A. 2021, *A&A*, 645, A84
- Mokiem, M. R., de Koter, A., Puls, J., et al. 2005, *A&A*, 441, 711
- Monteiro, H., Dias, W. S., Moitinho, A., et al. 2020, *MNRAS*, 499, 1874
- Morel, T., Butler, K., Aerts, C., Neiner, C., & Briquet, M. 2006, *A&A*, 457, 651
- Morgan, W. W. 1937, *ApJ*, 85, 380
- Morgan, W. W. 1938, *ApJ*, 87, 460
- Morgan, W. W., Abt, H. A., & Tapscott, J. W. 1978, *Revised MK Spectral Atlas for stars earlier than the sun*
- Morgan, W. W., Code, A. D., & Whitford, A. E. 1955, *ApJS*, 2, 41
- Morgan, W. W., Hiltner, W. A., & Garrison, R. F. 1971, *AJ*, 76, 242
- Morgan, W. W., Hiltner, W. A., Neff, J. S., Garrison, R., & Osterbrock, D. E. 1965, *ApJ*, 142, 974
- Morgan, W. W. & Keenan, P. C. 1973, *ARA&A*, 11, 29
- Morgan, W. W., Keenan, P. C., & Kellman, E. 1943, *An atlas of stellar spectra, with an outline of spectral classification*
- Morgan, W. W. & Roman, N. G. 1950, *ApJ*, 112, 362
- Morrell, N. & Abt, H. A. 1992, *ApJ*, 393, 666
- Mourard, D., Monnier, J. D., Meilland, A., et al. 2015, *A&A*, 577, A51
- Munari, U. & Tomasella, L. 1999, *A&AS*, 137, 521
- Negueruela, I., Clark, J. S., & Ritchie, B. W. 2010, *A&A*, 516, A78
- Nieva, M. F. 2013, *A&A*, 550, A26
- Nieva, M.-F. & Przybilla, N. 2012, *A&A*, 539, A143
- Pamos Ortega, D., García Hernández, A., Suárez, J. C., et al. 2022, *MNRAS*, 513, 374
- Pecaut, M. J. & Mamajek, E. E. 2013, *ApJS*, 208, 9
- Petrie, R. M. & Heard, J. F. 1969, *Publications of the Dominion Astrophysical Observatory Victoria*, 13, 329
- Puls, J., Hubeny, I., Asplund, M., et al. 2016, *Transactions of the International Astronomical Union, Series A*, 29A, 453
- Randich, S., Tognelli, E., Jackson, R., et al. 2018, *A&A*, 612, A99
- Raskin, G. & Van Winckel, H. 2014, *Astronomische Nachrichten*, 335, 32
- Rübke, K., Marco, A., Negueruela, I., et al. 2023, in *Highlights on Spanish Astrophysics XI*, 306
- Sánchez-Blázquez, P., Peletier, R. F., Jiménez-Vicente, J., et al. 2006, *MNRAS*, 371, 703
- Schmidt-Kaler, T. 1982, in *Landolt-Bornstein: Group 6: Astronomy*, Vol. 2
- Schootemeijer, A., Göteborg, Y., de Mink, S. E., Gies, D., & Zapartas, E. 2018, *A&A*, 615, A30
- Shultz, M. E., Wade, G. A., Rivinius, T., et al. 2019, *MNRAS*, 485, 1508
- Simón-Díaz, S. 2010, *A&A*, 510, A22
- Simón-Díaz, S., Castro, N., Herrero, A., et al. 2011, in *Journal of Physics Conference Series*, Vol. 328, *Journal of Physics Conference Series*, 012021
- Simón-Díaz, S., Godart, M., Castro, N., et al. 2017, *A&A*, 597, A22
- Simón-Díaz, S. & Herrero, A. 2014, *A&A*, 562, A135
- Simón-Díaz, S. & Herrero, A. 2014, *A&A*, 562, A135
- Simón-Díaz, S., Herrero, A., Sabín-Sanjulián, C., et al. 2014, *A&A*, 570, L6
- Simón-Díaz, S., Pérez Prieto, J. A., Holgado, G., de Burgos, A., & Iacob Team. 2020, in *XIV.0 Scientific Meeting (virtual) of the Spanish Astronomical Society*, 187
- Sota, A., Maíz Apellániz, J., Morrell, N. I., et al. 2014, *ApJS*, 211, 10
- Sota, A., Maíz Apellániz, J., Walborn, N. R., et al. 2011, *ApJS*, 193, 24
- Taberero, H. M., Marfil, E., Montes, D., & González Hernández, J. I. 2019, *A&A*, 628, A131
- Tarasov, A. E., Harmanec, P., Horn, J., et al. 1995, *A&AS*, 110, 59
- Valdes, F., Gupta, R., Rose, J. A., Singh, H. P., & Bell, D. J. 2004, *ApJS*, 152, 251
- van Genderen, A. M., Groot, M., & The, P. S. 1983, *A&A*, 117, 53
- van Leeuwen, F. 2007, *A&A*, 474, 653
- Walborn, N. R. 1971, *ApJS*, 23, 257
- Walborn, N. R. 1972, *AJ*, 77, 312
- Walborn, N. R. 1976, *ApJ*, 205, 419
- Walborn, N. R. 1979, in *IAU Colloq. 47: Spectral Classification of the Future*, Vol. 9, 337
- Walborn, N. R. 1983, *ApJ*, 268, 195
- Walborn, N. R. & Fitzpatrick, E. L. 1990, *PASP*, 102, 379
- Walborn, N. R., Sana, H., Evans, C. J., et al. 2015, *ApJ*, 809, 109
- Wenger, M., Ochsenbein, F., Egret, D., et al. 2000, *A&AS*, 143, 9
- Woolf, V. M. & Lambert, D. L. 1999, *ApJ*, 521, 414
- Zwahlen, N., North, P., Debernardi, Y., et al. 2004, *A&A*, 425, L45

Appendix A: A new grid of classification standards

In the following, we discuss the criteria used to define the different spectral subtypes and historical standards. For each subtype, we present the main characteristics and propose a number of revised and new standard stars.

Appendix A.1: B0 type

The B0 stars are considered together with the late-O stars in Sota et al. (2011), and their classification is still decided by the comparison of He I and He II lines. At B0, all three He II lines, $\lambda\lambda$ 4200, 4542 and 4686, are present (though the former two are weak), but Si III 4552 Å is much stronger than He II 4542 Å. Alternatively, the conditions He I 4144 Å \gg He II 4200 Å or He I 4388 Å \gg He II 4542 Å can be used. The main luminosity criterion is the strength of the He II 4686 Å line, which decreases with luminosity class. The strength of the Si IV 4089, 4116 Å lines compared to neighbouring He I lines can also be used (see Sota et al. 2011). All the luminosity criteria are valid at approximately solar metallicity, but are quite strongly dependent on chemical composition, as they all involve comparison of an α element and He.

The type is defined by two well-established standards in the system, τ Sco (HD 149438; B0 V) and ϵ Ori (HD 37128; B0 Ia). It is worth noting that for some time, τ Sco was given as B0.2 V (e.g. Walborn 1971), but then returned to B0 V in Sota et al. (2011). At the same time, the other primary standard, ν Ori (HD 36512) was moved to O9.7 V. The other two JM53 standards, HD 206813 and HD 207538, were reclassified by Sota et al. (2011) as O9.5 IV-V and O9.7 IV respectively. In consequence, we follow Sota et al. (2011) in taking τ Sco as primary B0 V standard, although it is a well-known magnetic star.

Widely used standards for higher luminosity are HD 48434 (B0 III) and 69 Cyg (HD 204172; B0 Ib). However, if the interpolated subtype B0.2 is used, the latter should be classified as such (see next). As an alternative, we can use HD 164402, although Walborn (1976) considers that its nitrogen spectrum is abnormally weak. Another B0 Ib star is HD 205196, but we must note that its *Gaia* parallax suggests that its intrinsic magnitude is unusually low for a supergiant. More on this in Section 5.2.1.

Some historical standards are disused. The JM53 B0 III standard 1 Cam (HD 28446) is a very fast rotator, and should definitely be classified as O9.7. A second JM53 B0 Ia standard, 15 Sgr (HD 167264) was reclassified as O9.7 Iab by Walborn (1971), and keeps this classification in Sota et al. (2014).

Appendix A.2: B0.2 type

The interpolated subtype B0.2 was introduced by Walborn (1971), and it is pretty similar to B0. The He II lines are all weaker, with He II 4200 Å hardly noticeable by now. Si IV 4116 Å, which was comparable to Si III 4553 Å at B0, is now decidedly weaker. The luminosity criteria are as at B0.

Sota et al. (2011) give three standards for this type: HD 2083 (B0.2 V), ϕ^1 Ori (= HD 36822; B0.2 IV) and HD 6675 (B0.2 III). There have never been supergiant standards for this type, and Walborn & Fitzpatrick (1990) did not use this type for supergiants. In modern times, however, it has been customary to make use of this subtype at all luminosities.

Lennon et al. (1992) give 69 Cyg (HD 204172) as an example of a B0.2 Ia supergiant. Maíz Apellániz et al. (2018), however, classify it as B0.2 Iab, which seems more in line with

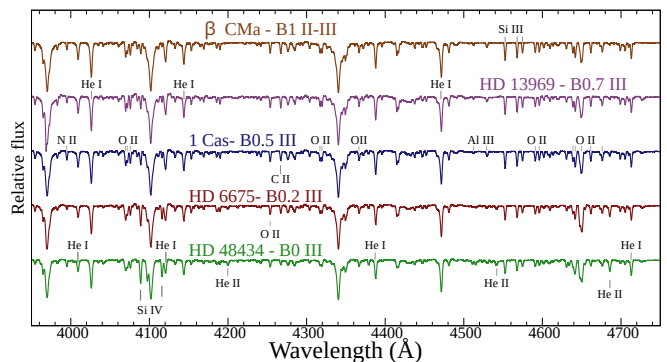


Fig. A.1: Spectral sequence of giants between B0 and B1, illustrating the progressive disappearance of the He II lines and the smooth inversion of the Si III/Si IV ratios. Lines used in classification criteria are shown on the top and bottom spectrum. Other metallic lines (after Kilian et al. 1991) are indicated on the middle spectra. See Fig. 3 for more line identifications and compare to Fig. A.2, where a sequence at much higher luminosity over the same spectral range is shown.

the primary standards (it was originally classified B0 Ib; see previous section). A good example of a B0.2 Ia star would be HD 171012 (also included in Maíz Apellániz et al. 2018). This seems to be a very luminous object. HD 16808 would be an example of B0.2 Ib.

Appendix A.3: B0.5 type

The same trends continue for B0.5. This interpolated subtype has been in use since the inception of the MKK system (Morgan et al. 1943). Now He II 4542 Å is hardly noticeable. The defining criterion for the subtype is Si IV 4089 Å \approx Si III 4553 Å. The O II spectrum is growing in strength. These criteria are illustrated in Fig. A.1. As λ 4686 is the only remaining He II line, Si IV 4089 Å/He I 4144 Å and Si III 4553 Å/He I 4387 Å are the main luminosity criteria.

In the Morgan & Keenan (1973) system, the type is defined by the primary standards κ Ori (HD 38771; B0.5 Ia) and ϵ Per (HD 24760; B0.5 III). The latter is not useful as a standard for a number of reasons (see Appendix C.2). To replace it as B0.5 III standard, Sota et al. (2011) propose 1 Cas (HD 218376). The JM53 standard κ Aql (HD 184915) is a very fast rotator and a Be star, and so not appropriate. The dwarf standard is HD 36960 (B0.5 V), a young star in Orion. A second JM53 B0.5 V standard, 40 Per (HD 22951) would fit better as B0.7 V, if this interpolated type is used.

A second JM53 B0.5 Ia standard, HD 194839, is similar to κ Ori, though perhaps slightly more luminous. Additionally, Lennon et al. (1992) list two B0.5 Ib stars, HD 192422 and 26 Cep (HD 213087). Both are displayed in Fig. A.4. However, we must note that the use of B0.2 for supergiants makes the definition of B0.5 somewhat difficult, as both κ Ori and HD 192422 would be bordering the earlier subtype.

Appendix A.4: B0.7 type

As mentioned, the B0.7 type was introduced by Walborn (1971), who felt that it was necessary to resolve some discrepancies in the classification criteria observed when the resolution of the

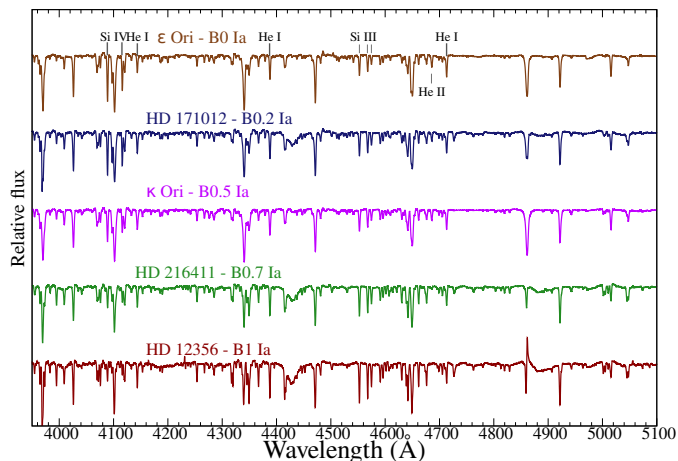


Fig. A.2: Spectral sequence for luminous supergiants between B0 and B1, illustrating the extreme change in the Si III/Si IV ratios. The main He I lines against which the Si lines are compared for luminosity classification are indicated, as well as the He II 4686 Å line, which decreases in strength as luminosity increases. Based on the shape of the Balmer lines, one would be tempted to assume that the two Orion stars are significantly less luminous than the other three, although this effect might instead be related to weaker mass loss. Compare to Fig. A.1 for the same sequence at lower luminosity.

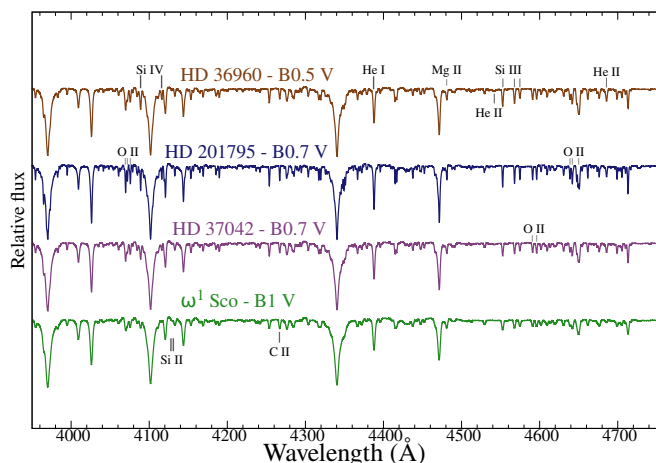


Fig. A.3: Main sequence stars traditionally listed as B0.7 V compared to the standards for the neighbouring types. Note the faster rotation in ω^1 Sco. The main features used for classification in this spectral range are marked on top of the spectrum of HD 36960. Other features of interest are indicated close to the other spectra.

spectra was increased to 1.2 Å (similar to that used here). A substantial number of B1 stars were moved to the new subtype, including the two original JM53 B1 Ia standards, κ Cas (HD 2905) and HD 216411, which are now B0.7 Ia. MK78 does not accept this change and still lists κ Cas as the B1 Ia standard (cf. Section A.6 and Appendix C.3; see their spectra in Fig. E.3).

In fact, the definition of B0.7 on photographic plates was not straightforward¹¹. In modern spectra, the B0.7 type may be eas-

¹¹ Walborn (1971) presents three main criteria for classification in the O9–B1 range on photographic plates, and B0.7 can only be differ-

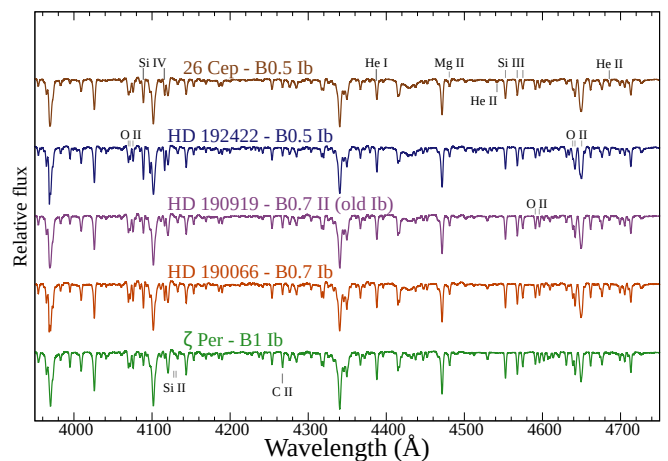


Fig. A.4: Low-luminosity supergiants around B0.7. The main features used for classification in this spectral range are marked on top of the spectrum of 26 Cep. Other features of interest are indicated close to the other spectra. HD 190919, the B0.7 Ib standard suggested by Walborn, is almost identical to HD 193076, which Walborn (1971) classifies as B0.7 II and is shown in Fig. 7. Our proposed replacement, HD 190066 lies halfway between the B0.5 Ib and B1 Ib standards in terms of temperature indicators and is closer to them in luminosity. Compare to Fig. 7, and note that HD 192422 is clearly earlier than 26 Cep and would be close to B0.2 Ib.

ily defined by the presence of a weak He II 4686 Å line, while all the other He II lines have disappeared. At very high S/N, the He II 4686 Å line may be guessed in most B1 standards, but at B0.7, it should be clearly identifiable (although weak). The overall aspect of the spectrum is intermediate between B0.5 and B1.

Although the subtype is widely used, there are some difficulties in the choice of standards. As discussed in Appendix C.2, the star used by Walborn (1971) to define the type, ϵ Per, is very similar to the new B0.5 III standard 1 Cas, except for effects related to its faster rotation. In Fig. A.3, we show the two stars used by N. Walborn to illustrate the B0.7 V type, HD 201795 and HD 37042, compared to the standards for B0.5 V (HD 36960) and B1 V (ω^1 Sco). There is a smooth progression in the features used for classification: the weakening of He II 4686 Å and the increase of the Si III 4553 Å/Si IV 4089 Å ratio with decreasing temperature. However, the effects are very subtle, and the B0.7 V spectra do not differ significantly from the B0.5 V standard. The strength of He II 4686 Å is only marginally weaker in the B0.7 V stars, and He II 4542 Å is already hardly noticeable in the B0.5 V standard.

A similar situation can be seen in Fig. A.4, where we display Ib supergiants. Again, Walborn's B0.7 Ib standard, HD 190919, is intermediate between the B0.5 Ib and B1 Ib stars, but now it is only subtly different from the B1 Ib standard ζ Per¹². Nevertheless, there is a very evident change in both the Si III 4553 Å/Si IV 4089 Å ratio and the intensity of He II 4686 Å

entiated from B1 by one of them, the ratio Si III 4553 Å/Si IV 4089 Å, which goes from approximately equal at B0.7 V to slightly stronger at B1 V, and from very slightly stronger at B0.7I to very clearly stronger at B1I. In addition, among Ia supergiants only, the ratio Si III 4553 Å/He I 4387 Å goes from approximately equal to slightly stronger.

¹² HD 190919 was a B1 Ib standard in JM53.

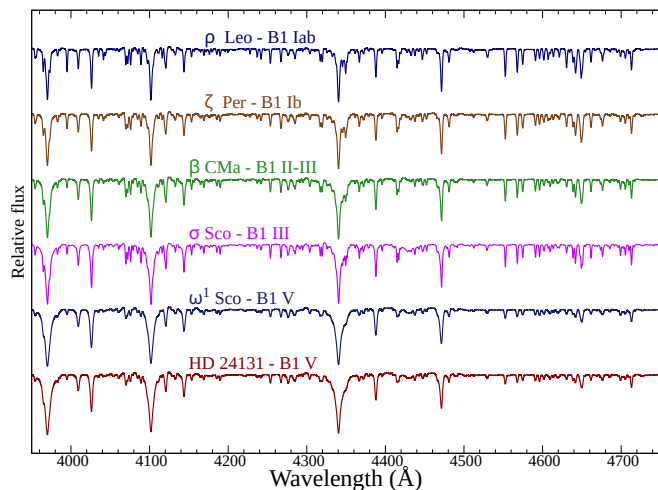


Fig. A.5: Luminosity sequence illustrating the properties of spectral type B1. The SB nature of σ Sco is not perceived in this spectrum. In fact, the differences with respect to β CMA are subtle. β CMA is the only primary standard with an intermediate luminosity class in the B-type range. See Fig. A.2 for a more luminous supergiant.

between the B0.5 stars and the B1 standard. It thus seems that a B0.7 grouping can be accommodated, at least for supergiants, but the standards chosen to represent the type so far are not well suited to define it.

For stars that define the type better, we can look at ξ^1 CMA (HD 46328), which Walborn & Fitzpatrick (1990) used to illustrate B0.7IV and the B0.7Ia star HD 216411, which is shown in Fig. 5, together with the B0.5Ia and B1Iab standards (we cannot show any B1Ia standards; see next and the discussion in Sect. 5.2.1). The progression in temperature is obvious, although HD 216411 is rather more luminous than any of the other two. Walborn’s preferred standard for B0.7Ia is HD 152235, a southern hemisphere star, more similar to κ Cas in luminosity. A suggestion for B0.7Ib would be HD 190066, which is also shown in Fig. A.4. This is both hotter and more luminous than HD 190919, and was thus classified B0.7Iab in Maíz Apellániz et al. (2018). However, in view of the discussion in Sect. 5.2.1, we choose here to reduce the luminosity class of both stars by one subclass, moving HD 190919 to B0.7II.

Appendix A.5: B1 type

Spectral type B1 is characterised by the disappearance of He II. Si IV 4089 Å is still visible (except in fast-rotating dwarfs), but the appearance of the spectrum (beyond the Balmer and He I lines) is dominated by O II lines, which reach a maximum in strength, and the Si III triplet. The C II 4267 Å line, which was weak at earlier types, becomes as strong as a number of flanking O II lines. Some N II lines are comparable in strength to the O II lines, but many early-B stars present quite noticeable anomalies in the abundances (and hence line strength) for CNO elements (see e.g. Morel et al. 2006; Hunter et al. 2009). As Si IV has weakened and He II 4686 Å is no longer visible, the main luminosity criterion at this spectral type is the ratio Si III 4552 Å/He I 4387 Å, together with the increasing strength of the O II spectrum. These characteristics can be observed in Fig. A.5.

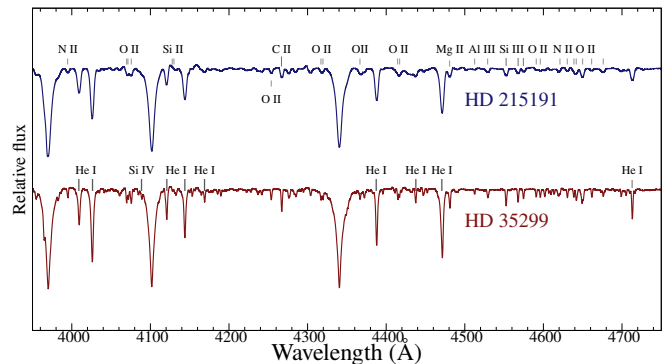


Fig. A.6: Comparison of the main B1.5 V standard HD 215191 ($v \sin i \approx 200 \text{ km s}^{-1}$) and a narrow-lined star of the same spectral type. Line identification after Kilian et al. (1991).

The primary standards for the type were 42 Ori (HD 37018) and ω^1 Sco (HD 144470) for B1 V (Morgan & Keenan 1973), and o Per (HD 23180) for B1 III. Unfortunately, both 42 Ori and o Per are SB2 (see Appendix C.4). In addition, the main component of 42 Ori is earlier than ω^1 Sco, and may correspond better to the interpolated type B0.7. Also, ω^1 Sco is a moderate rotator ($v_{\text{rot}} \approx 100 \text{ km s}^{-1}$). A somewhat less fast rotator is HD 24131, a member of the Per OB2 star forming region that has sharp, well-defined lines (see Fig. A.5), although it is hotter than ω^1 Sco, and close to B0.7 V. A narrow-lined example would be HD 36591, although it is more luminous than the standard and close to the limit of luminosity class IV.

An alternative B1 III standard is σ Sco (HD 147165). Unfortunately, this is also a SB2 at high resolution, and therefore not recommended. Another primary giant standard is β CMA (HD 44743), but this is given as B1 II–III in MK78. As such, it is the only B-type standard with an intermediate luminosity class in the original system. The primary standard for B1 supergiants is ζ Per (HD 24398) at B1 Ib. The runaway supergiant ρ Leo (HD 91316) and the Per OB1 star HD 13854 (Walborn 1971) are good examples of the B1 Iab type.

The conversion of the two original JM53 B1 Ia standards to B0.7Ia by Walborn (1971, see Appendix C.3) leads to the absence of any B1 Ia standard in the northern hemisphere. Lennon et al. (1992) do not show any B1 Ia supergiant in their atlas. Examples of B1 Ia supergiants are given in Walborn & Fitzpatrick (1990), but both are southern hemisphere objects not visible from La Palma. The only northern star that has regularly been classified as B1 Ia is HD 13256. This is a very luminous star, with prominent P-Cygni emission in H β (see Fig. A.2), and so not a good choice for a standard. An example of a B1 Ia⁺ hypergiant is HD 169454 (see the Discussion for further details).

Appendix A.6: B1.5 type

The intermediate spectral type B1.5 was already defined by JM53. Its most well-known representative is the hypergiant HD 190603 (B1.5 Ia⁺; Clark et al. 2012). The overall characteristics are similar to those of B1, but Si IV is never seen in dwarfs and very weak in supergiants. The Si II 4129 Å doublet can now be guessed – especially in luminous stars – between the He I lines at λ 4121 and λ 4144, although still very weak. In stars with normal CNO morphology, C II 4267 Å is noticeably stronger than neighbouring O II lines.

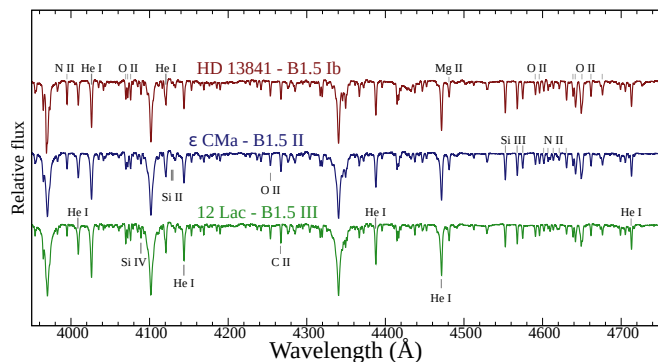


Fig. A.7: Luminosity sequence for moderately luminous B1.5 stars, showing the intermediate luminosity of ϵ CMa. The main criterion is the ratio of Si III 4552 Å to He I 4387 Å. The O II and N II lines are also very sensitive to luminosity. Note: HD 13841 is close to B1.

Unfortunately, in modern spectra, some of the traditional standards seem ill-placed. HD 154445 (B1.5 V Walborn 1971) is almost indistinguishable from the B1 V standard ω^1 Sco. HD 215191 (Lesh 1968) is a better representative of the class, but it is a very fast rotator. Conversely, HD 194279 (B1.5 Ia in JM53) is too similar to the B2 Ia standards to assign a different type, as also remarked by Lennon et al. (1992). The star HD 14956, which has been classified as B2 Ia by different authors, was suggested by Lennon et al. 1992 as a B1.5 Ia supergiant. This classification seems tenable, based on the relative strengths of lines of different Si ions. We show its spectrum in Fig. E.4, compared to two B2 Ia supergiants from Per OB1 and HD 190603. The *Gaia* EDR3 distance for HD 14956 suggests that it is significantly more distant than Per OB1, and thus may be a high-luminosity star. A somewhat less luminous star is HD 5551, which we classify as B1.5 Iab.

The Per OB1 star HD 13841 or HD 193183 are good examples of B1.5 Ib, although the former is very close to B1. For a better definition of the type at lower luminosity, we suggest as B1.5 V secondary standards the Orion stars HD 35299 and HD 37744, which have sharp, well-defined lines, and thus complement HD 215191 (see Fig. A.6). For giants, we can list 12 Lac (HD 214993). Although originally given as B2 III by JM53, it was reclassified as B1.5 III by Walborn (1971). Its spectrum can be seen in Fig. A.7. In addition, we propose ϵ CMa (HD 52089) as B1.5 II standard. This object was originally listed as B1 II in Morgan et al. (1943), but was later moved to B2 II in JM53. Lennon et al. (1992) argue that the star is clearly earlier and classify it as B1.5 II, as do Walborn & Fitzpatrick (1990). Our spectrum fully supports this classification (Fig. A.7).

Appendix A.7: B2 type

By B2, the O II spectrum and the Si III triplet have weakened so much that they may not be discerned in fast-rotating dwarfs. In contrast, the Si II 4129 Å doublet is now clearly visible between the flanking He I lines. In stars with normal CNO morphology, C II 4267 Å is now much stronger than any flanking lines. At this type, He I 4009 Å is noticeably stronger when compared to the neighbouring He I 4026 Å than at any other type. The N II spectrum also reaches its maximum at this spectral type. The N II lines grow strongly with increasing luminosity, and they can be

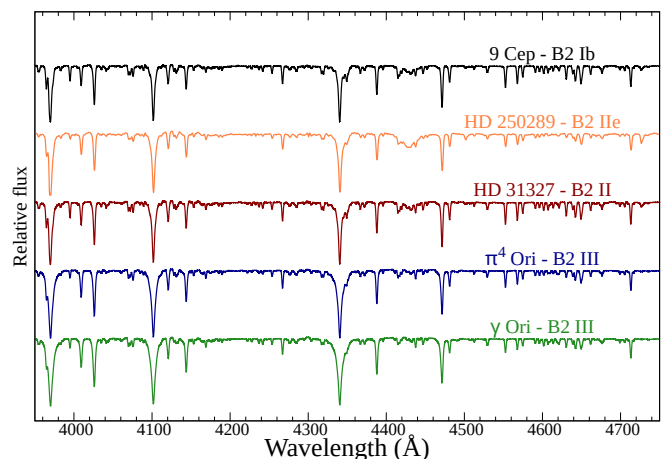


Fig. A.8: Luminosity sequence for moderately luminous B2 stars. Although the wings of the Balmer lines fully justify the luminosity class II for HD 31327, other luminosity criteria (e.g. the ratio of Si III 4552 Å to He I 4387 Å or other metallic to He I lines) show only subtle differences with respect to 9 Cep. The overall spectrum of HD 31327 is much more closely aligned with that of the supergiant than those of the giants. The spectrum of this slow rotator may also be compared to that of HD 250289 ($v \sin i \approx 100 \text{ km s}^{-1}$), which may be one of the most luminous Be stars known. The nitrogen lines are unusually weak in this object.

very strong in luminous supergiants of types B1.5–B2.5. Lack of these strong lines, in most cases together with enhanced carbon lines, leads to the BC designation (see Fig. E.3).

There are quite a few primary standards for this type, but not all are free of complications. For B2 V, the main standard is β^2 Sco (HD 144218), which has narrow, sharp metallic lines. Although this is not evident at our resolution, the star is an SB2 at high resolution. The dagger standard in Morgan & Keenan (1973) was 22 Sco (HD 148605), which is a fast rotator ($v_{\text{rot}} \approx 180 \text{ km s}^{-1}$). However, this star is almost identical to the primary B2.5 V standard σ Sgr (see below). A more moderate rotator is ξ Cas (HD 3901), but this star is also later, and it rather corresponds to B3 IV. A better example for B2 V would be HD 208947, but this star is classified as an SB2. Two good examples of narrow-lined B2 V stars are given by Simón-Díaz (2010), namely HD 36285 and HD 36629, and these may be taken as references. Among other stars proposed as B2 V standards by different authors, o Cas (HD 4180) is a strong Be star, HD 42041 is clearly an SB2 even at moderate resolution, while HD 191746 is of higher luminosity and should be classified B2 IV, as done by Lesh (1968).

There are already two standards for B2 IV in MK73, γ Peg (HD 886) and ζ Cas (HD 3360). Their spectra are extremely similar. At B2 III, the main standard is γ Ori (HD 35468). A second standard proposed by MK78 is π^4 Ori (HD 30836). This object is somewhat more luminous than γ Ori, but has weaker N II lines (Fig. A.8). The B2 Ib standard is 9 Cep (HD 206165) and the B2 Ia primary standard is χ^2 Ori (HD 41117). This is a very luminous star, but there are several other examples of the class. Apart from HD 194279, mentioned in the previous Section, useful examples of B2 Ia are HD 14143, right in the centre of NGC 869, or 10 Per (HD 14818), also in Per OB1.

To complement this set of standards, we can suggest HD 31327 for B2 II. Although previously given as B2 Ib or

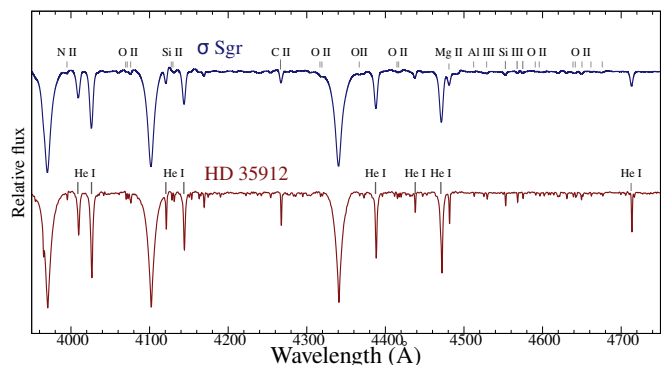


Fig. A.9: Comparison of the classical B2.5 V standard σ Sgr ($v \sin i \approx 120 \text{ km s}^{-1}$) and a narrow-lined star of the same spectral type. Line identification after Kilian et al. (1991).

B2.5 Ib (Lesh 1968), Lennon et al. (1992) suggested a lower luminosity. This is fully supported by the width of its Balmer line. A star of comparable luminosity is HD 250289, in the open cluster NGC 2129. This object is one of the most luminous Be stars known, and a very fast rotator for a supergiant. Fig. A.8 illustrates the properties of all these stars. A sensible example for B2 Iab would be HD 15690 (Walborn 1971), but this is only very marginally more luminous than 9 Cep, and better classified as Iab-Ib (see Sect. 5.2.4 for a discussion and Fig. E.5 for reference).

Appendix A.8: B2.5 type

The interpolated type B2.5 was also used by JM53. When we reach the B2.5 V type, most metallic lines have become very weak in dwarfs. The exceptions are the Si II 4129 Å doublet and Mg II 4481 Å which are both growing, and C II 4267 Å, which remains strong in stars with standard morphology. In supergiants, the N II spectrum is now noticeably stronger than O II.

The primary standard for the type is σ Sgr (HD 175191), B2.5 V, which is a moderately fast rotator ($v_{\text{rot}} \approx 140 \text{ km s}^{-1}$). An even faster rotator is 22 Sco (HD 148605), which was given as B2 V in MK73, but is essentially indistinguishable from σ Sgr. In any event, the differences between B2 V and B2.5 V stars, once we have taken into account rotation effects, are minimal. As narrow-lined examples of B2.5 V, we can cite the Orion stars HD 35912 and HD 36430, from Nieva (2013). Fig. A.9 shows 22 Sco and HD 35912, illustrating their very different overall appearances. Lesh (1968) gives HD 32612 as B2.5 IV standard, but this is indistinguishable from the B2 V stars. Walborn (1971) gives as B2.5 III standard π^2 Cyg (HD 207330), which fulfils our criteria for this type and has a low rotational velocity ($v_{\text{rot}} \approx 35 \text{ km s}^{-1}$). A very similar star is 35 Aqr (HD 210191).

For the supergiants, the basic standard is 55 Cyg (HD 198478), although this is still given as B3 Ia in MK78, which does not use B2.5 (see Appendix C.6). A less luminous supergiant is 3 Gem (HD 42087), which is generally given as B2.5 Ib. However, it must be noted that the difference in luminosity with respect to 55 Cyg appears too small to justify two full subclasses. Moreover, although 3 Gem is later than the B2 Ib standard 9 Cep, the difference is marginal (see Sect. 5.2.4 for further discussion and Fig. E.5 for reference).

Appendix A.9: B3 type

By B3, all N II and O II lines have disappeared in dwarfs, except for some extremely narrow-lined stars observed with very high S/N (see discussion in Sect. 3.2). From now on until we reach B9, stars of low luminosity with a moderate to high projected rotational velocity ($v \sin i \geq 100 \text{ km s}^{-1}$) are only going to display three metallic features: Si II 4129 Å, C II 4267 Å and Mg II 4481 Å. The ratio between Mg II 4481 Å and the neighbouring He I 4471 Å is going to increase smoothly with the spectral type. Unfortunately, this ratio is also quite sensitive to luminosity and, as discussed above, to rotational velocity; therefore, it cannot be used as a primary criterion. The strength of all He I lines decreases with spectral type. Not all of them, however, weaken at the same rate. He I 4009 Å and 4121 Å weaken faster than other lines, and this effect starts to be visible at B3. Si II 4129 Å is now clearly seen at all luminosity classes, even in fast rotators. In luminous stars, its intensity is comparable to that of Si III 4552 Å.

There are a large number of primary B3 V standards covering a wide range of rotational velocities. In Figure 2, we show HD 178849, η Aur (HD 32630), 29 Per (HD 20365), and η Uma (HD 120315; see the discussion in Sect. 3.2). Both η Aur and η Uma are considered anchor standards by Garrison (1994). 29 Per is a member of the α Per cluster, which must be close to the end of the main sequence. There is also a primary standard for B3 IV, ι Her (HD 160762; displayed in Fig. 3). For B3 III, the historical standard is HD 21483, a moderate rotator ($v_{\text{rot}} \approx 130 \text{ km s}^{-1}$).

In JM53, ι CMa (HD 51309) is given as B3 II. According to our criteria, it is definitely B3 Ib, a classification that had already been given by Lennon et al. (1992). An alternative for B3 II would be HD 36212, although this object is quite luminous and lies close to the bright edge for the class. Moreover, it is decidedly earlier than ι CMa, and Walborn (1971) classified it as B2.5 II. Direct comparison with 3 Gem, however, favours B3 II, although it is a borderline case. For B3 Ia, σ^2 CMa (HD 53138) is the traditional standard, and also an anchor point. Another choice is HD 14134, in NGC 869.

Appendix A.10: B5 type

By B5, the He I lines are becoming weaker. He I 4009 Å decreases in strength much more quickly than its neighbour He I 4026 Å, and this is one of the main differences with respect to B3. Si II 4129 Å has become much stronger with respect to He I 4144 Å (He I 4121 Å has also weakened considerably), while C II 4267 Å has started to decrease in strength. In supergiants and stars of lower luminosity with narrow lines, features corresponding to Fe II start to be seen. While in the supergiants the Si III and N II lines are still quite stronger than Fe II, these lines are no longer seen in stars of lower luminosity.

The luminous supergiant η CMa (HD 58350) is the anchor for the spectral type (B5 Ia). Another JM53 standard is 5 Per (HD 13267), but this object is clearly a binary with a hotter companion. Two other JM53 standards that we are not continuing are HD 167838 (B5 Ia) and χ Aur (HD 36371; B5 Iab). These two objects seem decidedly earlier than η CMa, and could be used to define the B4 spectral type, if the need to interpolate it is felt (see Appendix B.1); moreover, with our criteria, their luminosities should be switched.

MK78 uses 67 Oph (HD 164353) as B5 Ib standard. Lennon et al. (1992) argued that this star is not sufficiently luminous to classify as a supergiant, and suggest B5 II. According to our cri-

Table A.1: Stars that have been used as standards for low-luminosity B5, along with some new recommendations. The stars in bold are our recommended standards.

HD	Other Name	Old Type	New Type	Notes
4142	68 Cas	B5 V	B5 V	Moderately fast rotator
4742	ν And	B5 V	B5 V+	SB2; do not use
34759	ρ Aur	B5 V	B5 V	B4 V , if used; broad line wings
161572	–	–	B5 V	Member of IC 4665
36936	–	B5 V	B5 V	Very broad wings
198183	λ Cyg	B5 V	B5 III-IV	Sometimes Be
147394	τ Her	B5 IV	B5 V	Slow rotator
170475	–	–	B5 IV	In IC 4725; may be CP
22928	δ Per	B5 III	B5 III	Be and SB2; do not use
34503	τ Ori	B5 III	B6 III	SB2
41692	–	B5 III	B5 III	Slow rotator; B4 III if used
184930	ι Aql	B5 III	B6 IV	
170682	–	–	B5 III	Brightest member of IC 4725
211924	30 Peg	–	B5 III	

teria, it is indeed somewhat less luminous than other Ib standards of similar spectral type, although perhaps not a whole luminosity class. The distance to this object is very poorly known. Its *Gaia* EDR3 parallax determination $\varpi = 1.37 \pm 0.29$ mas has a RUWE=2.5, indicating a very poor solution. If we were to accept this value, its distance would be around 800 pc (Bailer-Jones et al. 2021b), implying a luminosity consistent with a supergiant, but the error bars are very large. Lennon et al. (1992) suggest HD 7902 as standard for B5 Ib. However, our spectrum shows that this object is only very slightly less luminous than η CMa, and in fact its membership in NGC 457 puts its luminosity around $M_V = -6.7$, which is compatible with a B5 Iab classification. A more suitable B5 Ib comparator may be HD 9311, in NGC 581. If we compare 67 Oph to these stars, it is noticeably earlier, and so perhaps could be better classified as B4 Ib-II, if this intermediate type is used (see Appendix B.1). A second star that Lennon et al. (1992) classify as B5 II, HD 191243, definitely merits this classification by comparison to the others.

Among stars of lower luminosity, there has historically been a strong degeneracy between luminosity class and rotational velocity, which has led to many changes in the stars proposed as standards through time. The dagger standard is ρ Aur (HD 34759), although this object is discernibly earlier than most other standards (see Appendix B for a discussion of the B4 spectral type). The MK78 standard is HD 36936, which is a fast rotator ($\nu \sin i \approx 210 \text{ km s}^{-1}$) and has broader Balmer line wings than other standards. Given its location in the Orion star forming region, it is likely a ZAMS star. The slow-rotation standard ν And (HD 4727) is an SB2, and its lines are clearly asymmetric at our resolution, which renders it inadequate. In fact, the dagger standard for B5 IV, τ Her (HD 147394), is identical to the primary in ν And, and should be reclassified as a slow-rotation B5 V star, although somewhat more luminous than the average for this type. As an anchor for all the B5 V standards, we choose HD 161572. This object is a member of Melotte 20 and, as such, it should be classed as a typical main sequence star. Reassuringly, it is identical to the JM53 standard 68 Cas (HD 4142), which has the same rotational velocity ($\nu \sin i \approx 180 \text{ km s}^{-1}$).

The MK78 standard for B5 III is τ Ori (HD 34503), but this object looks decidedly later than the other standards, and may be better classified as B6 III (MK78 does not use B6). Other JM53 standards are ι Aql (HD 184930) and δ Per (HD 22928). The for-

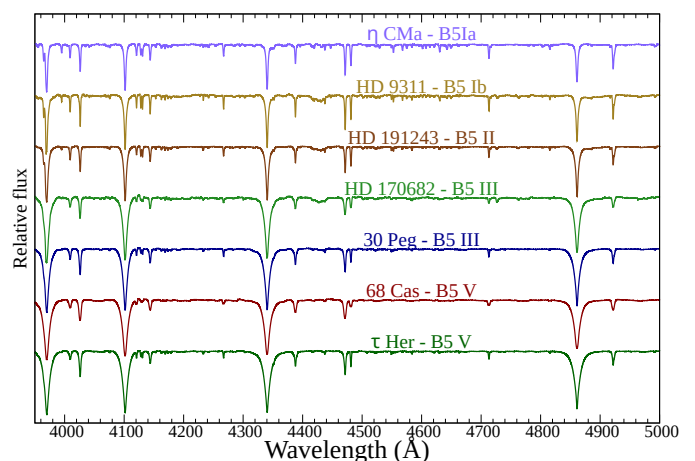


Fig. A.10: Luminosity sequence illustrating the properties of spectral type B5. The B5 Ia supergiant η CMa is the anchor standard. The pairs of dwarf and giant standards illustrate the effects of rotation. Compare 68 Cas to the fast-rotation B3 V standard η UMa in Fig. 2; the main (and almost only) difference is the weakening of all the H I lines.

mer is decidedly later and appears less luminous than the others. It is very similar to the B6 IV standard 19 Tau (see below). The latter has been reported as a Be star and a SB2 (Morrell & Abt 1992), rendering it inadequate as a standard.

For a better anchorage of luminosity classes at B5, we compared the standards to the brightest stars in the nearby open cluster IC 4725, which are reported to be of this spectral type. The two brightest cluster members HD 170682 and HD 170719 are comparable in luminosity to δ Per, although the latter is later, and better classified as B6 III. The next two brighter objects, HD 170475 and HD 170836 are both B5 IV, but both may have some chemical peculiarity, with HD 170836 certainly meriting the B5 IVp classification. We therefore do not consider them useful standards. A good slowly rotating B5 III example is HD 41692, but this object may be classified as B4 III, if this intermediate type is used. Another example of B5 III is 30 Peg (HD 211924), which is somewhat less luminous than

HD 170682. We summarise the changes proposed in Table A.1, and provide an updated luminosity sequence in Fig. A.10.

Appendix A.11: B6 and B7 types

The original Morgan et al. (1943) system went straight from B5 to B8. Intermediate types B6 and B7 were introduced later in JM53, but their use has rarely been systematic. For instance, B6 is not used in MK78, but a B6 dagger standard (19 Tau; B6 IV) is given in MK73. There is a strong observational limitation leading to this lack of definition: the whole temperature range is characterised by spectra very poor in features, especially if we consider moderate or high rotation. The features responding to the decrease in temperature, namely, the ratios of Si II 4129 Å to He I 4144 Å and Mg II 4481 Å to He I 4471 Å, and the overall weakening of the He I lines, are also linked to luminosity. Perhaps, as a consequence, a substantial number of standards have been moved between luminosity classes along the years. A luminosity classification through the width of the Balmer lines is a mandatory first step towards an accurate spectral typing. Stars later than B5 can be identified by the quite evident weakening of He I 4009 Å when compared to He I 4026 Å as well as the strong Mg II 4481 Å in relation to He I 4471 Å. As the temperature decreases, the Fe II spectrum grows in strength, while the N II spectrum has virtually disappeared in the B6 supergiants.

As mentioned, the only primary standard for the B6 type is 19 Tau (HD 23338; B6 IV). This is one of the three B6 IV stars marking the main sequence turn-off in the Pleiades (see Appendix D.2). Other useful standards for the type are 30 Sex (HD 90994; B6 V) and HD 15497 (B6 Ia), a luminous supergiant in Per OB1. Another supergiant in Per OB1, HD 17145, is a suitable standard for B6 Iab. On the main sequence, B6 stars are characterised by the intensity of Si II 4129 Å being similar to that of He I 4144 Å. Because of its dependence with luminosity, the Si doublet is stronger than the He line in supergiants. As mentioned in the previous Section, the former B5 standard ι Aql should be classified as B6 IV, while the second brightest star in IC 4725, HD 170719, would be useful for B6 III. Comparison to these stars suggests that the B5 III standard τ Ori is better classified as B6 III.

The B7 type is better characterised in terms of standards, although no specific criterion can be given to separate it from B6, beyond a gradual increase in the general trends discussed at the start of this session. The primary standard (MK78) for B7 V is HD 21071, a member of the α Per cluster (see Appendix D.1). As such, it is not very far away from the ZAMS. Another useful standard is 16 Tau (HD 23288), a member of the Pleiades. This star is close to the end of the main sequence, and a fast rotator. As can be seen in Fig. D.1, these two B7 V stars occupy very different regions of the HR diagram, but have very similar intrinsic brightness. Nevertheless, HD 21071 is extremely similar to 30 Sex (see Fig. 6), and could perhaps be better classified as B6 V (note again that MK78 did not use this type). A somewhat more representative narrow-lined B7 V star is 49 Eri (HD 29335).

Another Pleiades star, 20 Tau (HD 23408), is a useful standard for B7 III, because of its narrow lines. This object has sometimes been classified as B8 III, and is indeed borderline between the two types. The primary (MK73 dagger) standard for B7 III, β Tau (HD 35497) is less luminous, and comes close to the limit with class IV. A fairly typical sharp-lined B7 III star is HD 1279. The only supergiant standard is HD 183143 (HT Sge), which was given by JM53 as the example for B7 Ia. As seen in Fig. 5,

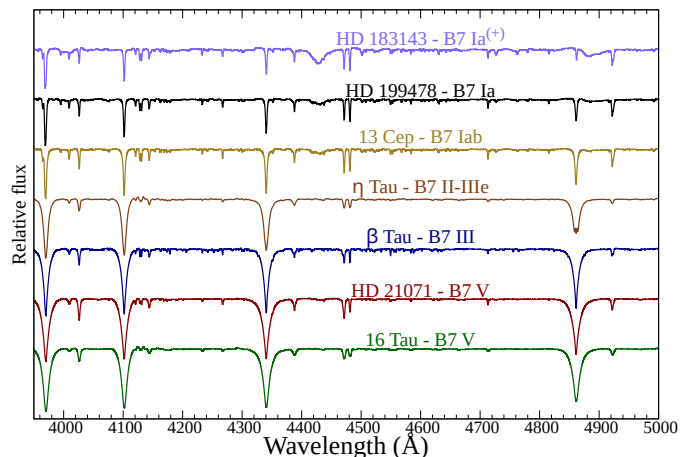


Fig. A.11: Luminosity sequence for B7. HD 21071 is the primary standard for B7 V, but it is clearly earlier than 16 Tau, and may be classified as B6 V if this spectral subtype is used. The Be nature of η Tau, which led to its rejection as a standard, is evident in the emission infilling of H β . The star is also very noticeably more luminous than β Tau. HD 183143, the original B7 Ia standard, may be considered a hypergiant (see Fig. 5.2.5).

this object is rather more luminous than the typical Ia supergiants, and indeed its *Gaia* DR3 parallax suggests that it is extraordinarily luminous ($M_V \lesssim -8.5$). It is thus difficult to know if its differences with respect to HD 15497 are in fact due to lower temperature alone or mainly driven by luminosity. This object shows behaviour typical of extreme stars and has been considered a hypergiant (Clark et al. 2012). A better comparator would be HD 199478, which we reclassify as B7 Ia. The sequence of B5–8 Ia supergiants shown in Fig. 5 reveals an interesting feature that can only be seen in spectra of high S/N. The ratio of Si III 4552 Å to the neighbouring Fe II lines seems to correlate well with the spectral type – the Si III line has all but disappeared at B8 Ia. This criterion can only be used for supergiants (the Si III is not seen at lower luminosity) and, of course, relies on the stars having the same chemical composition (as we are comparing an α element to an iron-group element); it cannot be extrapolated to other metallicities. The same can be seen for somewhat less luminous stars in Fig. C.1.

The star 13 Cep (HD 208501) was the MK78 standard for B8 Ib. Its Fe II spectrum, however, indicates an earlier type, and we suggest B7 Iab. However, as illustrated in Fig. C.1, the differences between HD 17145 and 13 Cep are rather subtle. In all, the separation between B6 and B7 may not be fully justified within the system. A luminosity sequence displaying the main B7 standards can be seen in Fig. A.11.

Appendix A.12: B8 type

The B8 type is defined by a ratio of Mg II 4481 Å to He I 4471 Å close to unity. Since Mg II 4481 Å shows a marked dependence on effective gravity and, to a lesser extent, the location of the transition region between photosphere and wind (Clark et al. 2012), this condition can be met at earlier spectral types for luminous supergiants. As discussed in Sect. 3.2, rotational velocity affects very strongly this ratio, and thus a wide range of perceived ratios can lead to a B8 classification. A good example of this is α Leo (HD 87901), which previously was classi-

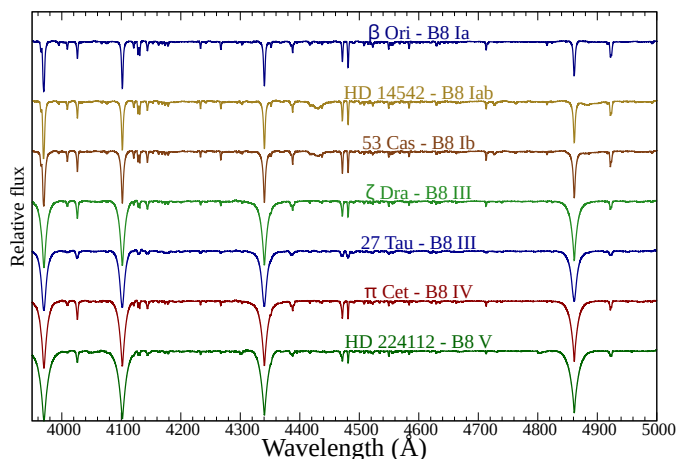


Fig. A.12: A luminosity sequence illustrating the properties of spectral type B8. The B8 Ia supergiant β Ori (Rigel) is the anchor standard. All the stars shown are slow rotators, except for 27 Tau, included so that the pair of giant standards illustrate the effects of rotation. The SB2 nature of 27 Tau is not perceived at this resolution. See Fig. D.3 for examples of fast rotating B8 V stars.

fied as B7 V (JM53), but we here put at B8 IV, following Gray et al. (2003), who give it as B8 IVn, to indicate its rotationally broadened lines. Narrow-lined examples of B8 IV could be π Cet (HD 17081, which is close to III) or HD 46075.

In B8 stars that rotate moderately fast, He I 4121 Å is lost in the wing of H δ and He I 4009 Å is barely seen, while Si II 4129 Å which is not resolved as a doublet, is comparable to He I 4144 Å. In supergiants, Si II 4129 Å is clearly seen as two lines, much deeper than the neighbouring He I features. The main supergiant standard for the type is Rigel (β Ori = HD 34085), an anchor point of the system for Garrison (1994) at B8 Ia. Another JM53 B8 Ia standard, HD 199478, seems considerably more luminous than Rigel. When this is taken into account, it is also clearly earlier, and thus we have reclassified it as B7Ia. A third JM53 standard, HD 14542, is clearly less luminous (see Fig. A.12) and we reclassify it as B8 Iab. A very similar star is HD 14322, also in Per OB1. Another star of similar luminosity is HD 184943, but this is considerably later, and could be classified as B8.5 Iab, if the need to use this interpolated subtype is felt (see Appendix B). The B8 Ib standard is 53 Cas (HD 12301). Lennon et al. (1992) proposed that 53 Cas should be reclassified as B7 II. After a direct comparison to Rigel, we find no reason to support this change. As can be seen in Fig. A.12, it is far too luminous not to be a proper supergiant. JM53 give a second B8 Ib standard, 13 Cep (HD 208501), but direct comparison to Rigel rather suggests B7 Iab (see Fig. C.1 for a spectral sequence that illustrates well this classification).

Two Pleiades stars are the dagger MK73 standards for the type. 18 Tau (HD 23324) is the B8 V standard, while 27 Tau (HD 23850) is the B8 III standard. Given its position in the cluster HR diagram (see Fig. D.1), 27 Tau is brighter than typical for the type; this may partially be due to binarity. There is a second, fainter B-type star in a 291 d orbit (Zwahlen et al. 2004), and its lines are seen in high-resolution, high S/N spectra. It therefore cannot be used as a standard at high resolution. A number of other objects can be used to characterise B8 giants. The JM53 B8 V standard ι And (HD 222173) is only slightly less lumi-

nous than 27 Tau, and would be in the low-luminosity limit for B8 III, while the proposed B8 II standard γ CMa (HD 53244) is in fact a slow-rotation B8 III¹³. The same can be said for another star given as B8 II, 21 Aql (HD 179761). A third star generally given as B8 II, ζ CMi (HD 63975), is, in our view, a B7 III star with very low rotational velocity. Finally, the Johnson & Morgan (1953) B8 V standard τ And (HD 10205) is also a giant with moderate rotational velocity that can be used instead of 27 Tau. A good narrowed-line example is ζ Dra (HD 155763).

A secondary (JM53) B8 V standard is 21 Tau, also in the Pleiades, which is marginally later and less luminous than 18 Tau. A third B8 V star in the Pleiades, HD 23753, is a very fast rotator ($v \sin i \approx 320 \text{ km s}^{-1}$), and may serve as comparison to the other two. Another JM53 B8 V standard, ζ Peg (HD 214923) is decidedly later than the two Pleiades standards, with no He I 4009 Å and Mg II 4481 Å > He I 4471 Å, which would invite for the definition of a spectral type B8.5 (see Appendix B). Narrow-lined B8 V stars are very difficult to find. An example would be HD 171301, although this object is a bit later than most stars of this type. A more typical narrow-lined B8 V may be HD 224112, an outlying member of Blanco 1, which had already been proposed as a standard by Garrison & Gray (1994). A luminosity sequence illustrating all the issues discussed in this section is shown in Fig. A.12.

Appendix A.13: B9 type

Spectral type B9 is characterised by Mg II 4481 Å much stronger than He I 4471 Å. The He I lines $\lambda \lambda$ 4026, 4144 and 4471 are still seen, but very weakly. Many Fe II lines can now be seen even in dwarfs. The supergiants present a very rich metallic spectrum, while the dwarfs display extremely broad Balmer lines, which completely dominate the appearance of the spectrum.

The only dagger standard for the type is α Del (HD 196867), B9 IV, while there are no B9 standards in MK78. Unfortunately, α Del is a triple system. The B9 primary is orbited by a distant close binary containing two lower-mass stars (Gardner et al. 2021). At high resolution, very narrow lines from the secondary binary can be seen in the red part of the spectrum, superimposed on the broad features from the primary. Nevertheless, the primary completely dominates the blue spectrum, where no signs of the secondary are seen. Therefore, α Del can only be considered a standard if we restrict its use to the blue. Even then, its absolute magnitude ($M_V = -0.7$) is quite bright for the spectral type. It must be close to the limit of luminosity class III, which seems supported by comparison of its lines to those of main sequence objects.

We do not have a spectrum of 22 Tau (HD 23441), the only member of the Pleiades that has been sometimes classified as B9 V (see Appendix D.2) and therefore we choose as a standard for B9 V HD 21931, a member of Melotte 20. Given the age of this cluster, this star should be close to the ZAMS. Garrison & Gray (1994) proposed ω For (HD 16046) as a slowly rotating B9 V standard, but the width of its lines implies that it is almost as luminous as α Del, and so it should be of luminosity class IV (see Fig. E.7). It is also later than α Del, and can be classified as B9.5 IV if the interpolated type is used (see the discussion below). A suitable B9 V standard with sharp lines is 134 Tau (HD 38899). This star is somewhat more luminous than

¹³ We note that, at high resolution, γ CMa can be identified as a mild HgMn peculiar star (cf. Woolf & Lambert 1999). Its luminosity is also close to the lower limit for B8 giants.

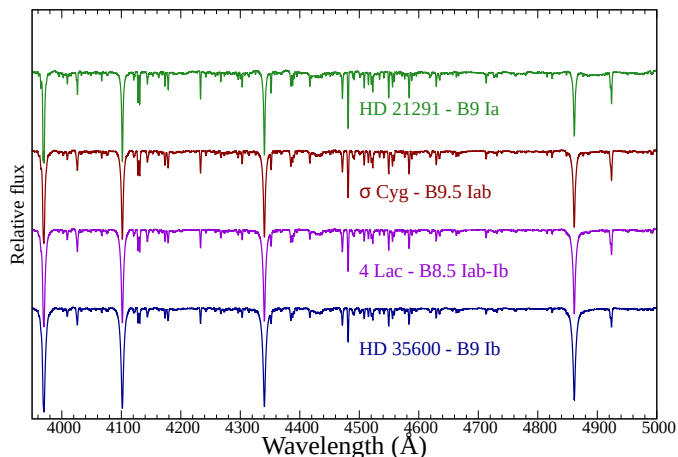


Fig. A.13: Supergiant standards for spectral type B9. Although the quality of the spectra permits the assignment of fractional types to 4 Lac and σ Cyg (here shown to call attention to subtle differences), it is in all likelihood preferable to give spectral type B9 to all these objects.

HD 21931, but significantly less than α Del, and should be close to the bright limit for class V.

The B9 III standard in JM53 was γ Lyr (HD 176437). The extreme weakness of its He I makes it noticeably later than α Del, and again we should classify it as B9.5, if we use this interpolated subtype (see below). Moreover, this is a very luminous star, with an absolute magnitude approaching $M_V \approx -3$, and so it should be B9.5 II-III. Garrison & Gray (1994) give HD 178065 as the B9 II standard, but this star is chemically peculiar (HgMn) and a binary (e.g. Guthrie 1986), and its Balmer lines do not suggest high luminosity. Contrarily, JM53 give 12 Gem (HD 43836) as the B9 II standard, but this star is as luminous as any Ib supergiant. Its *Gaia* distance of 1.8 kpc (Bailer-Jones et al. 2021b) confirms that it is a true supergiant, and we classify it as A0 Ib. Its spectrum, however, is characterised by weak lines, and we do not recommend its use as a standard. Another star frequently given as B9 III, HD 53929, is definitely earlier, its strong metallic spectrum simply reflecting a very low rotational velocity. We classify it as B8 III, even if it is somewhat later than the standards. Spectra of these objects are displayed in Fig. E.7.

Other historical standards (from JM53) are HD 35600 (B9 Ib), σ Cyg (HD 202850; B9 Iab), HD 17088 and HD 21291 (both B9 Ia). Their spectra are displayed in Fig. A.13, where they can be seen to form a consistent luminosity sequence, based on the width of their Balmer lines (HD 17088 is shown in Fig. A.14; it is almost identical to HD 21291, thus giving a well-defined anchor point for the type). The metallic spectrum in HD 202850, however, looks stronger than in the two Ia standards, while the He I lines are marginally weaker, thus suggesting a later spectral type. This opens again the discussion on the need of a 9.5 spectral type (see Appendix B). Fig. A.14, however, shows that there is little difference between the B9 and A0 supergiants, rendering an intermediate type likely superfluous. A second JM53 B9 Iab standard, 4 Lac (HD 212593), is decidedly less luminous than σ Cyg and can be considered the borderline between Ib and Iab. It is also marginally earlier than the others, especially as shown in the $Mg_{II} 4481 \text{ \AA} > He I 4471 \text{ \AA}$ ratio, and it could be given a type 8.5, if this interpolated value is used (see Appendix B).

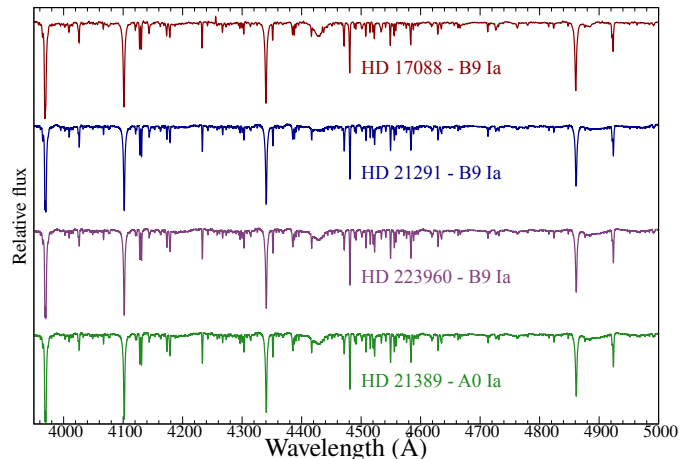


Fig. A.14: Stars listed as standards of B9 Ia and A0 Ia spectral type. The differences between the two types are subtle. Only a moderate weakening of the He I lines with respect to the metallic spectrum. HD 21389 is the MK78 main standard and a Garrison (1994) anchor. By comparison, HD 223960 is earlier and notably more luminous. Although it is brighter than other Ia supergiants, it does not merit the hypergiant classification.

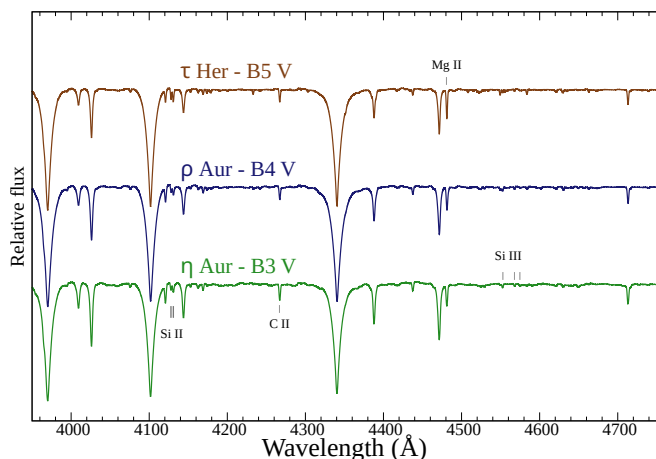


Fig. B.1: Some primary standards illustrating the intermediate type of ρ Aur. At the very high S/N of these spectra, Si III 4553 Å is still visible in both η Aur and ρ Aur, allowing a clear comparison against neighbouring Fe lines. Reclassification of ρ Aur as B4 V is still compatible with its role as anchor standard of the MK system, as this subtype is not used in either MK73 or MK78.

Appendix B: Other spectral subtypes

As mentioned, not all the spectral subtypes that can be defined have been considered necessary throughout history. As per Keenan (1985), it is ‘admittedly a somewhat awkward notation, for not all of the decimal subdivisions of the main HD types are equally meaningful’. As the quality of spectra has increased, more intermediate types have been added, and MK78 considered O9.5, B0.5 and B9.5 full subtypes, although still not using B6. Using spectra of higher dispersion, Walborn (1971) considered the introduction of O9.7, B0.2 and B0.7 necessary. In the main text, we have already discussed the case of B1.5 and B2.5, which are well defined, and B0.2, which lacked supergiant standards, but can be defined in terms of the presence or absence of He II lines. In addition, we have seen that the differences between B6 and B7, although noticeable, are probably too subtle to justify two separate subtypes. Here we discuss three other types that have sometimes been used, but we are not including in the primary list of standards. We stress that our not using these types does not imply that they are not well defined (in particular, B4) or that they are not necessary under any circumstances.

Appendix B.1: B4 type

As discussed in the main text, between B3 and B8, there is a gradual decrease in the strength of He I lines and a gradual shift in the ratios of Mg II 4481 Å and Si II 4128 Å with respect to these He I lines. Fast-rotating main sequence stars have almost no other features, and the original MK system only considered subtypes B3, B5 and B8, with a few stars classified B6 or B7. Nevertheless, by the late 60’s the group led by W. W. Morgan had developed criteria for all intermediate types and Lesh (1968) used profusely the B4 type for low-luminosity stars.

The subtype, however, does not seem well defined. Lesh’s proposed B4 V standard, 90 Leo (HD 100600) is almost identical to the B3 V standard η Aur, and certainly not later. Likewise, the proposed B4 IV standard, HD 176502, only looks very marginally later and somewhat more luminous than the low-

rotation B3 V standard HD 178849 (a classification B3 IV-V would fit it), while her B4 III standard, 14 Lac (= HD 216200), is a mild Be star and a moderately fast rotator ($v \sin i \approx 175 \text{ km s}^{-1}$) in an interacting binary. Among the stars classified as B4 by Lesh (1968), μ Eri (HD 30211) and 1 Vul (HD 180554) are probably the best examples of spectra intermediate between B3 and B5 (both would be B4 IV, with the former coming close to the luminous edge of the box).

Defining the B4 type is perfectly feasible with the high quality spectra that we are using. The intermediate features can be better seen at higher luminosity. As illustrated in Fig. 5, χ Aur falls nicely between the B3 Ia and the B5 Ia anchor standards in all criteria, and it could be used to define B4 Ia – weirdly, it was originally classified as B3 Ib by Morgan and then moved to B5 Iab. Other luminous stars that could be classified as B4 are HD 167838 (B4 Ia–Iab) and 67 Oph (B4 Ib-II). However, it must be stressed that, if B4 is not used, all these stars would naturally fall into B5. This is further illustrated in Fig. B.1: a sensible choice for a primary B4 V standard would be ρ Aur, which happens to be the B5 V dagger standard. This, together with all the cases discussed above, implies that B4 would not be an intermediate type between B3 and B5, but a subdivision of B5, which would require a re-arrangement of standards. If B4 is used, a slowly rotating standard B4 V could be HD 26739.

Appendix B.2: B8.5 type

There are no published standards of spectral type B8.5, but this classification was widely used by W.W. Morgan and collaborators in studies of open clusters, most notably NGC 2516 (Abt & Morgan 1969), where there are examples of B8.5 stars of all luminosity classes between III and V, and Melotte 20 (the α Per cluster; Morgan et al. 1971). Since NGC 2516 is not accessible from La Palma, we may use as reference HD 21279, which is a member of Melotte 20 classified by W.W. Morgan himself¹⁴. This allows for a direct and easy comparison to the B9 V standard HD 21931, a member of the same cluster. Both stars are displayed in Fig. B.2. The Pleiades member HD 23923, also displayed in Fig. B.2, is an even faster rotator. It can be compared against other members of its cluster in Fig. D.3. The former B8 V standard ζ Peg has a higher luminosity than these stars, and we may classify it as B8.5 IV, although it would be close to the border with B8 IV (Fig. B.2). The segregation is possible, but does not seem to provide a clearly separated grouping.

At higher luminosities, there are also stars that can be classified as B8.5, if the type is used. Objects that have been mentioned before are HD 184943 and 4 Lac. They are displayed together with other Iab standards in Fig. B.3. If we rely only on the traditional criterion Mg II 4481/He I 4471, the stars displayed form a temperature sequence. This seems to be borne out by the evolution of the metallic spectrum, which grows enormously in this range. There is, however, no natural grouping, and other effects, such as metallicity and atmospheric structure, may impact on these features. It would be equally natural to group together HD 14542 and HD 184943 as B8 Iab and 4 Lac and σ Cyg as B9 Iab (see next section about the B9.5 type). In summary, we do not recommend the use of B8.5.

¹⁴ This object is not included in Fig. D.1, because it lacks photometry from Harris (1956).

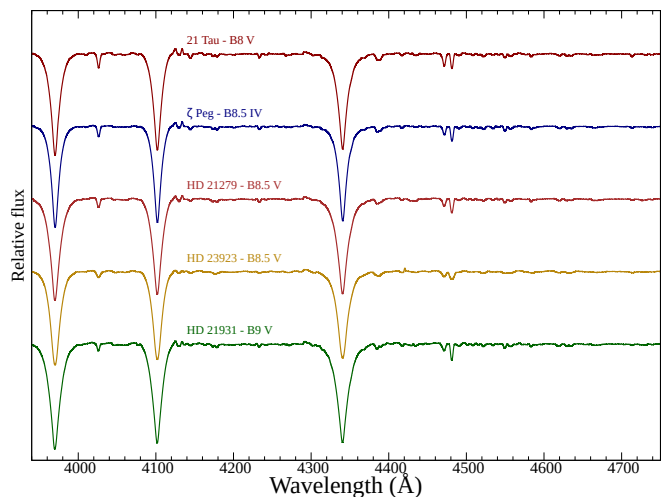


Fig. B.2: Some low-luminosity stars that may be classified as B8.5, compared to B8 V and B9 V standards. The earlier type of 21 Tau is confirmed by the presence of very weak He I 4009, 4713 Å lines, which cannot be seen in the spectra of the B8.5 V or B9 V stars. The weakening of He I 4026 Å is also obvious. ζ Peg would be close to the limit between the B8 and B8.5 subtypes.

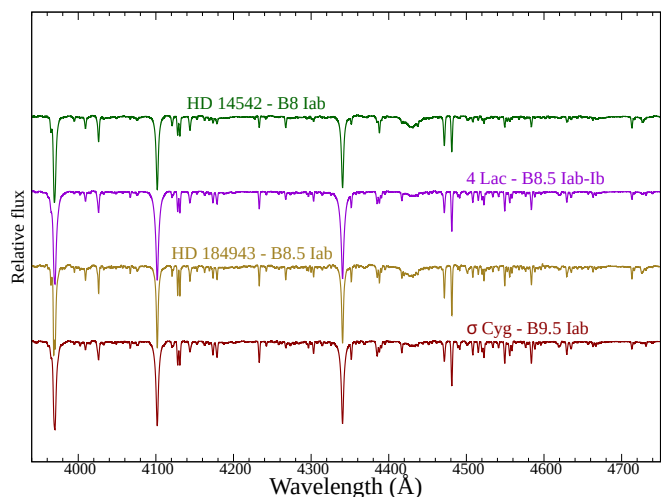


Fig. B.3: Some stars that may be classified as B8.5 supergiants, compared to the B8 Iab and the B9 Iab (B9.5 Iab, if used) standards. He I lines are much stronger than in the corresponding dwarfs (Fig. B.2). The growth of the metallic spectrum in this range is spectacular, and may allow the definition of fractional subtypes, but this would then be very strongly dependent on metallicity.

Appendix B.3: B9.5 type

There are no B9.5 dagger standards in MK73, but W.W. Morgan and collaborators made profuse use of this type in the analysis of different young open clusters. MK78 listed HD 19805¹⁵, which is believed to be an outlying member of Mel 20, as B9.5 V standard. This is a narrow-lined star with very broad Balmer line wings, but there is no hint of a He I 4471 Å line in its spectrum, and so it must be an A-type star (indeed, it was classified as A1 V

by Petrie & Heard 1969), and its position in the cluster CMD is compatible with this classification. For the B9.5 V standard, we adopt the JM53 standard ω^2 Aqr (HD 222661). It compares very well in terms of luminosity to the B9 V standard HD 21931 or the Pleiades B9.5 V member HD 23873, both of which must be still in the early main sequence. Morgan et al. (1978) discussed the possibility of dividing dwarfs of spectral type B9–A0 in two luminosity subclasses, with Va being representative of field stars (such as the anchor A0 V standard α Lyr) and Vb characterising ZAMS stars. In fact, HD 19805 is given as the prototype of B9.5 Vb. We do not follow this criterion here and group together all dwarfs under luminosity class V, remaining conscious of the possibility of very broad Balmer lines in very young stars. Garrison & Gray (1994) add ω For (HD 16046) as a slowly rotating B9.5 V standard, but the width of its lines implies that it is almost as luminous as α Del, and so should be B9.5 IV (see Fig. E.7). Stars of low luminosity that have been classified as B9.5 are displayed in Fig. E.6 At higher luminosity, as mentioned in Sect. A.13, γ Lyr can be used as a B9.5 giant standard, although this is a rather luminous star, and we prefer to classify it as II–III (see Fig. E.7).

There are no B9.5 supergiant standards listed anywhere. Fig. A.14 compares all the stars given as B9 Ia and A0 Ia standards. MK78 lists HD 21389 as the main A0 Ia standard, and it is also one of the anchor standards in Garrison (1994). We therefore chose to use it as the main reference in this spectral region. The plot shows that the differences between the two subtypes are rather subtle, with only a moderate increase in the ratios of Mg I 4881 Å/He I 4471 Å and Si II 4128 Å/He I 4026 Å. Then, HD 223960, which was the second A0 Ia standard in JM53, is more closely aligned with the B9 Ia standards than with HD 21389. Its metallic spectrum is slightly stronger than those of the two B9 Ia standards, while its He I lines are marginally weaker. It must be noted, however, that its Balmer lines indicate a higher luminosity (it was classified A0 Ia⁺ by Morgan et al. 1955). Its *Gaia* distance of about 2.9 kpc implies an absolute magnitude around -7.6 mag, which is high for Ia, in agreement with the width of its Balmer lines, which, though significantly narrower, do not justify a hypergiant classification. Given the limited number of stars at our disposal, it would seem reasonable to reclassify σ Cyg as B9.5 Iab, but this seems stretching the system too much. It is probably best to leave it as B9 Iab and not use B9.5 for supergiants (if at all).

¹⁵ This is erroneously given as HD 19803 in his table I

Appendix C: Problematic primary standards

A fair number of primary standards that have been widely used throughout the years have seen their spectral types changed. Some objects have had to be abandoned, due to a combination of causes. Here we list the most commonly used standards that have been removed from our list, and a few objects whose classification has been controversial, but are kept as standards.

Appendix C.1: ν Ori = HD 36512

ν Ori is a primary MK73 standard for B0 V, together with τ Sco. ν Ori is clearly earlier (hotter) than τ Sco. When Sota et al. (2011) extended the interpolated type O9.7 to all luminosity classes by adopting the criterion $\text{He II } 4542 \text{ \AA} \approx \text{Si III } 4553 \text{ \AA}$, ν Ori was moved to be the O9.7 V standard.

Appendix C.2: ϵ Per = HD 24760

ϵ Per is the primary B0.5 III standard in both MK73 and MK78. In contrast, Walborn (1971) assigned ϵ Per to the newly created interpolated type B0.7 III. Consideration of its spectrum does not support this change. The differences with the new B0.5 III standard 1 Cas are minimal and most likely due to faster rotation. Moreover, ϵ Per shows strong line-profile variations due to non-radial pulsations, combined with single-lined binary motion (see Tarasov et al. 1995, and references therein). The companion is a solar-type star in an eccentric 14 d orbit, but there are reasons to believe that there is a second B-type star in a very wide orbit (Libich et al. 2006). It is therefore not adequate as a primary standard.

Appendix C.3: κ Cas = HD 2905

One of the original JM53 B1 Ia standards, κ Cas is given as the primary B1 Ia MK78 standard. However, Walborn (1971) gives it as the defining standard for the new interpolated type B0.7 Ia. In addition, κ Cas has very weak N and very strong C lines for the type; thus, it can be considered a prototypical OBC star (Walborn 1976). For this reason, its use as a standard is not encouraged. Then, the other JM53 B1 Ia standard, HD 216411, was also moved to B0.7 Ia, noting that it is very luminous and has a strong N II spectrum. Both spectra are compared in Fig. E.3. The most suitable B0.7 Ia standard would be HD 152235, but this is a southern hemisphere object and, thus, it is not included in this atlas.

Appendix C.4: o Per = HD 23180

o Per is the primary MK73 standard for B1 III. At our resolution, it is clearly a SB2. The secondary is of similar spectral type and lower luminosity. Although clearly weaker, it distorts all the line profiles. Therefore, o Per is not suitable as a primary standard.

Appendix C.5: 55 Cyg = HD 198478

55 Cyg was one of the original JM53 B3 Ia standards, and it is given as the main B3 Ia standard in MK78. When the interpolated type B2.5 is used, 55 Cyg is found to fit within this new type (e.g. Walborn 1971). The grid of MK78, however, does not include the B2.5 type, and keeps 55 Cyg as B3 Ia. It is likely that its higher temperature made 55 Cyg look more luminous than o^2 CMa, explaining the demotion of the latter to Iab in this sys-

tem (see next). In fact, the differences between the two are very minor.

Appendix C.6: o^2 CMa = HD 53138

This star is given as the B3 Ia standard in Morgan & Keenan (1973), but appears as the B3 Iab standard in MK78. It was given again as B3 Ia by Lennon et al. (1992), where it is compared to other stars of the same type, leaving little doubt that it belongs to this class (see Appendix C.5 for a possible explanation). In fact, it is one of the anchor standards of Garrison (1994). Therefore, we have kept it as primary B3 Ia standard.

Appendix C.7: ρ Aur = HD 34759

ρ Aur is the primary B5 V standard in Morgan & Keenan (1973), where the intermediate spectral type B4 is not used. However, if B4 is used, ρ Aur should belong to this type (see Appendix B.1 and Fig. B.1). For this reason, we have provided other standards, more typical of the type (see Table A.1). If B4 is not used, ρ Aur should be included as a B5 V standards to account for the diversity within the type.

Appendix C.8: τ Her = HD 147394

τ Her is the primary B5 IV standard in Morgan & Keenan (1973). However, according to our criteria, it is instead a slowly rotating B5 V star. Its absolute magnitude is moderately higher than the average for B5 V stars (cf. Table A.1), but the width of its line wings keeps it definitely as a dwarf.

Appendix C.9: 67 Oph = HD 164353

67 Oph is the primary B5 Ib standard. However, Lennon et al. (1992) argued that it was probably better classified as B5 II. Detailed examination of its spectrum favours a classification B4 Ib–II (see Sect. A.10). However, if we take into account that we do not strongly recommend the use of B4 (cf. Appendix B.1), 67 Oph may still be classified as B5 Ib and used as a standard, if care is taken to note that it is close to the lower luminosity edge of the box.

Appendix C.10: τ Ori = HD 34503

τ Ori is the primary B5 III standard in Morgan & Keenan (1973). However, its line wings are broader than those of other stars of the same type, although it is almost as bright as our selected standard, HD 170682. Careful analysis suggests that it is, in reality, later, and we propose a B6 III classification. In addition, at high resolution, it is an SB2 system (cf. Table A.1).

Appendix C.11: 13 Cep = HD 208501

13 Cep is the B8 Ib standard in MK78. However, according to our criteria, it is clearly more luminous. The weaker metallic lines are due to higher temperature. Comparison with the other Johnson & Morgan (1953) standard, 53 Cas, and the B8 Ia standard Rigel suggests a classification as B7 Iab. The temperature sequence shown in Fig C.1 confirms this classification.

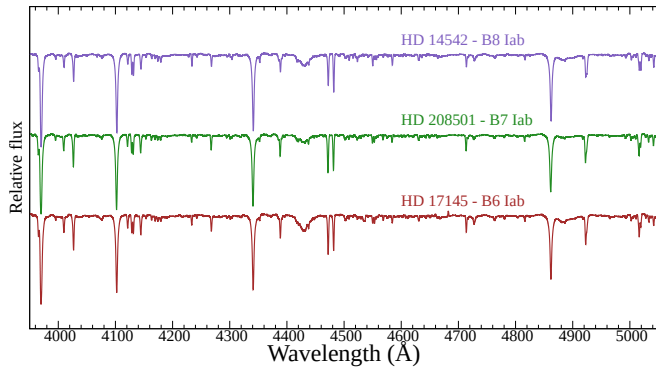


Fig. C.1: Temperature sequence for moderately luminous supergiants of mid B-types. At constant luminosity, the main criterion is the ratio of Si II 4129 Å to He I 4144 Å, whose progression is clear here. The difference between the B6 Iab and the B7 Iab stars is, however, very small, and the secondary criterion Mg II 4481 Å to He I 4471 Å would not allow a separation between them. Note that 13 Cep (HD 208501) was a B8 Ib standard, but the width of its Balmer lines suggests higher luminosity, and it fits nicely in the sequence with this new classification.

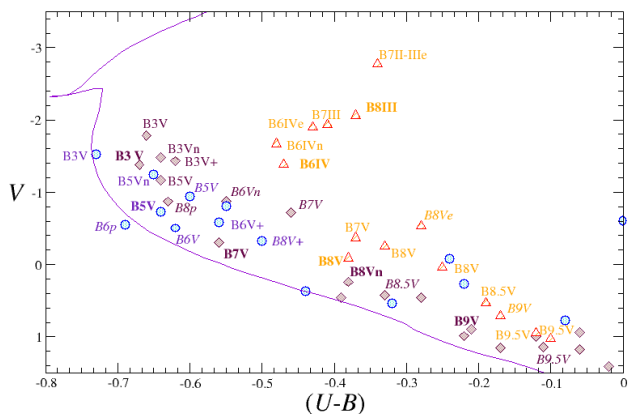


Fig. D.1: Combined HR diagram for stars in Melotte 20 (α Per cluster; maroon squares), Melotte 22 (Pleiades; orange triangles) and IC 4665 (blue circles). Stars have been dereddened individually following the standard techniques of Johnson & Morgan (1953) and displaced by the distance modulus calculated from TGAS. Spectral types in bold indicate standards in the main grid. Spectral types in italics are from the literature. The solid line is the observational ZAMS.

Appendix D: Reference open clusters

When defining a luminosity scale for normal stars, accurate positioning of the main sequence, where stars with the highest effective gravity reside, is a fundamental first step. Since rotational velocity and other physical effects change our perception of line widths, a well-anchored reference point becomes mandatory. To this aim, we have used a number of open clusters and associations that provide us with stars conveniently close to the Zero Age Main Sequence (ZAMS). For the late-B stars, we could already count on a number of primary standards that had been taken from the Pleiades (Melotte 22). For earlier types, we have resorted to stars in the α Per cluster, which includes the B3 V and B7 V primary standards, and IC 4665. All three clusters are included in the detailed study of nearby open clusters carried out by Gaia Collaboration et al. (2017) with data from the first *Gaia* data release (TGAS). For a better comprehension of the evolutionary stage of each star, in Fig. D.1 we plot a combined HR diagram for all the B-type stars in the three clusters. In order to build it, we used *UBV* photometry from classical sources: Johnson & Mitchell (1958) for Melotte 22, Harris (1956) for Melotte 20, and Hogg & Kron (1955) for IC 4665. Stars were individually dereddened by means of standard techniques based on the Q index (Johnson & Morgan 1953; Johnson 1958), while absolute magnitudes were calculated by applying the mean distance modulus derived by Gaia Collaboration et al. (2017), namely $\mu = 5.64$ for Melotte 22, $\mu = 6.14$ for Melotte 20, and $\mu = 7.75$ for IC 4665. We use the $(U-B)_0$ colour, as it has a much broader run than $(B-V)_0$ throughout the B-type range. We also plot, as a guide, the observational ZAMS from Schmidt-Kaler (1982).

In an ideal world, we would also reference the luminosity class scale to a collection of open clusters where stars of the same spectral type and different luminosity classes are found. This has to some degree been done in Melotte 22, which provides primary standards for B6 IV and B8 III. Unfortunately, all the B-type *Gaia* confirmed members of Melotte 20 and IC 4665 are dwarfs, with one exception. There are, of course, clusters that

may provide very adequate spectral and luminosity sequences, most notably h and χ Per, but their stars are, except for supergiants, too faint to achieve a S/N comparable to that of the main sample with the instrumentation used. A borderline case is IC 4725, which has a distance modulus $\mu = 9.2$ and is affected by relatively high extinction (Cantat-Gaudin et al. 2020). This is a rich cluster, and we have used its two brightest stars as standards for B5 III and B6 III. It also contains some valuable examples of B5 IV and main sequence stars, but again they are too faint to be observed with our instrumentation at the required S/N.

Appendix D.1: Melotte 22

The brightest members of the Pleiades (shown in Fig. D.2) include several useful standards, which can be effectively placed on an observational HR diagram. 16 Tau (B7 V) is the hottest dwarf member. It was formerly classified as B7 IV, but our criteria make it luminosity class V. In fact, it is still on the main sequence, even if it is much more evolved than the primary standard HD 21071, as can be seen in Fig. D.1. All the B6 stars are evolved away from the main sequence. Of the three B6 IV stars, 19 Tau is the obvious choice for a standard, as 23 Tau (HD 23480) is a very fast rotator and 17 Tau (HD 23302) is a Be star (although no emission lines are present in our spectrum).

20 Tau is a good secondary standard for B7 III, as it is a slow rotator ($v_{\text{rot}} \approx 30 \text{ km s}^{-1}$) and its absolute magnitude ($M_V \approx -1.9$) is close to the average for the type. Meanwhile, η Tau (Alcyone) was the primary B7 III standard in MK73, but it was discarded because of its frequent shell episodes. Moreover, its absolute magnitude ($M_V \approx -2.9$) is very high for the type, and our luminosity criteria place it close to class II. 27 Tau is the primary standard for B8 III. It is a moderately fast rotator and somewhat brighter than typical for the spectral type. As discussed in Sect. A.12, it is a binary.

The primary B8 V standard is 18 Tau. 21 Tau is sometimes given as a secondary standard; it is slightly cooler and more luminous. Figure D.3 shows some late-B members of Melotte 22. As can be seen in Fig. D.1, at the age of this cluster ($\approx 125 \text{ Ma}$; e.g. Cummings & Kalirai 2018; Monteiro et al. 2020; Galindoguil et al. 2022), only the B9.5 V stars are close to the ZAMS.

Appendix D.2: Melotte 20

Also known as the α Per cluster, because of its brightest member, the F5 Ib supergiant HD 20902, Melotte 20 is an extended cluster affected by little extinction. Its earliest members are all B3 V, with the possible exception of φ Per, which is a likely member, a binary containing a \sim B1 V Be star and a hot subdwarf, believed to have undergone substantial mass transfer (Mourard et al. 2015). The four B3 V members are shown in Fig. D.4. They illustrate the range of stellar parameters that can be assigned to a given spectral type. 29 Per, the star closer to the ZAMS, is one of the primary standards for the type. 34 Per (HD 21428) is almost identical (very marginally later), despite being almost half a magnitude brighter. Both stars have similar rotational velocity. 31 Per (HD 20418) is a much faster rotator (and thus B3 Vn), and has about the same brightness as 29 Per. HD 21278 is a slow rotator ($\approx 50 \text{ km s}^{-1}$) and somewhat later than 29 Per, although not enough to justify a B4 V classification. This object has repeatedly been marked as a spectroscopic binary. No secondary is seen in our spectra, but Morrell & Abt (1992) detected it at some phases, concluding that it has a mass about half that of the primary and orbits it every 22 d.

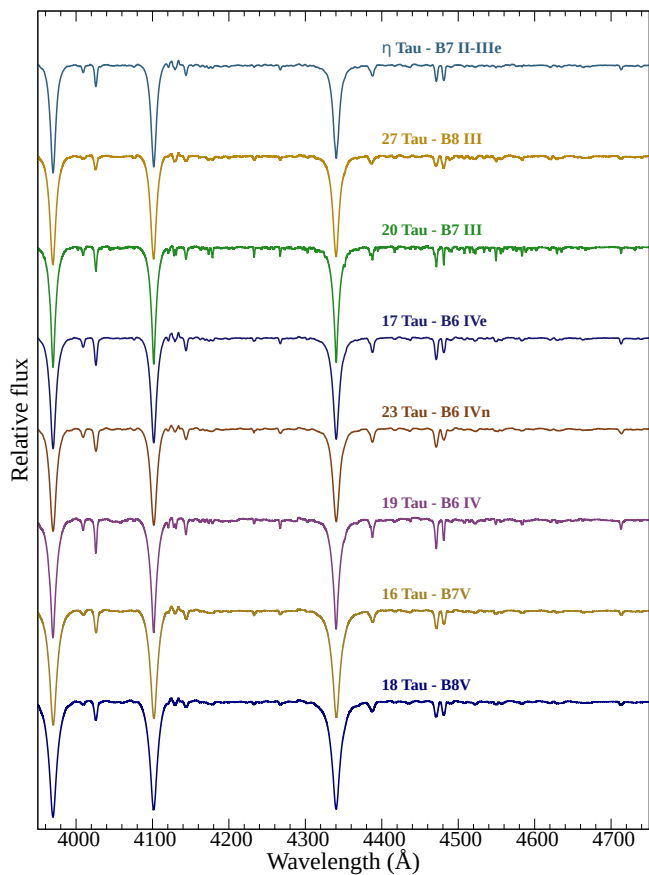


Fig. D.2: Brightest members of the Pleiades (plus the B8 V primary standard 18 Tau, also a member), ordered (from top to bottom) by brightness. 27 Tau (Atlas), 19 Tau and 18 Tau are the primary standards for their respective types, while 20 Tau is a useful standard for B7 III, because of its narrow lines. η Tau (Alcyone) was the original primary standard for B7 III, but was discontinued because of its shell episodes. In addition, it appears too luminous to be representative of the type. A fainter shell star, 28 Tau (Pleione = HD 23682) was not observed.

Recently, Meingast et al. (2021) identified an extended corona to Melotte 20. Among their list of new members, 53 Per (HD 27936) would be the brightest member on the main sequence. Lesh (1968) classified it as B4 IV. We find its spectral type to lie between B3 IV and B4 IV, and could in fact be given as any. It is only about 0.5 mag brighter than 29 Per, the preferred B3 V standard.

The only B5 V member, HD 20809, is very similar to the B5 V standard 68 Cas. Another member of the cluster is HD 21071, primary standard for B7 V. The age of Melotte 20 has traditionally been estimated in the 50–60 Ma range, which agrees with ages estimated for φ Per by modelling (Schootemeijer et al. 2018, and references therein). This age is in very good agreement with a turn-off at B3 V, corresponding to $\approx 6 M_{\odot}$ at approximately solar metallicity (e.g. Harmanec 1988). Nevertheless, several modern age determinations based on the properties of the low-mass cluster members result in ages 80–110 Ma (Cummings & Kalirai 2018; Pamos Ortega et al. 2022; Galindo-Guil et al. 2022, and references therein), which is incompatible with the presence of B3 V stars, unless they are blue stragglers formed via binary interaction. This possibility seems very un-

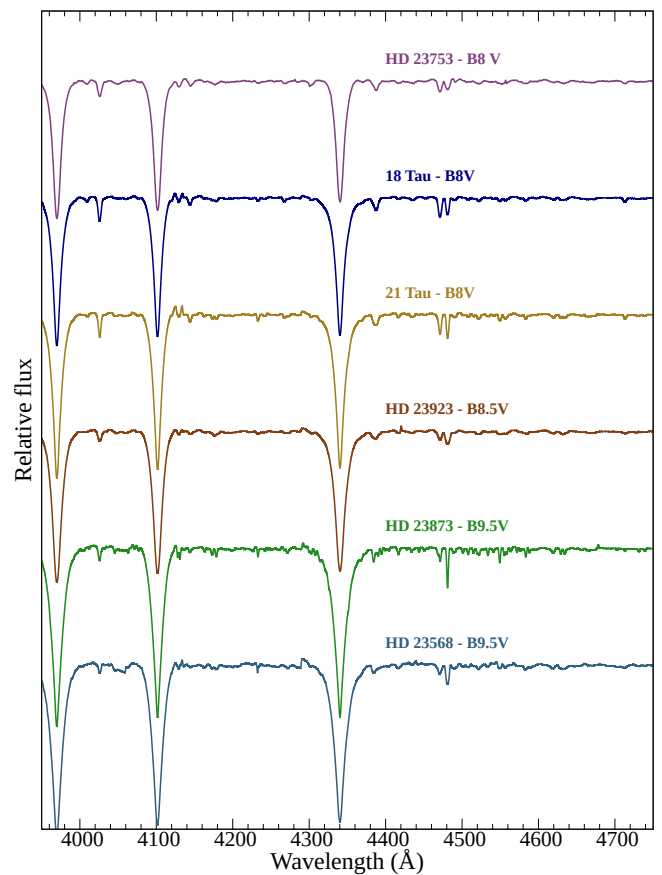


Fig. D.3: Other fainter members of the Pleiades ordered (from top to bottom) by brightness. The B8 spectral type is characterised by He I 4471 Å and Mg II 4481 Å displaying similar strengths (18 Tau is the primary standard), but their ratio changes strongly over this temperature range, allowing the definition of spectral type B8.5 (see Appendix B.2). HD 23873 is used as a slowly rotating B9.5 V standard in Fig. E.6. When compared to HD 23873, HD 23568 displays strongly the effects of rotation, although it is still a moderate rotator.

likely for a number of reasons. Firstly, φ Per provides an example of the sort of binary interaction products that we would expect to see. The system has a current (i.e. after mass loss) total measured mass close to $11 M_{\odot}$ (Mourard et al. 2015), and the best model indicates an initial mass $> 7 M_{\odot}$ for the original primary (the progenitor of the subdwarf; Schootemeijer et al. 2018), compatible with an initial spectral type somewhat earlier than B3 V. Secondly, as remarked, HD 21278 is a binary with two B-type stars, namely, a pre-interaction system. Finally, the position of cluster members in the HR diagram (Fig. D.1) lies much closer to the ZAMS than to the members of Melotte 22, which is not much older than 100 Ma. In view of this, an age younger than 60 Ma seems much more consistent with the upper main sequence, and we can assume that HD 21071 is close to ZAMS. Another standard that is a cluster member, HD 21931 (B9 V) should certainly be considered a ZAMS star. In Appendix B.2, we recommend the use of another member, HD 21279 as B8.5V standard, if the need to use this spectral type arises.

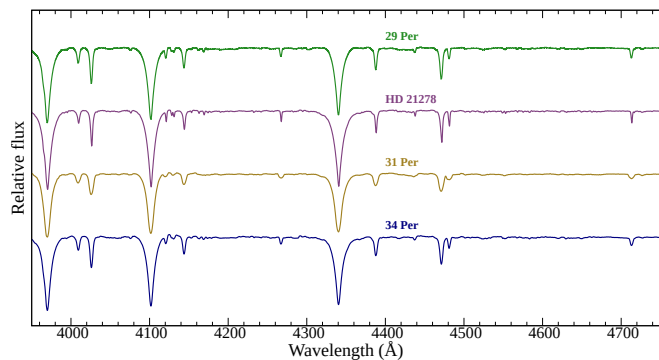


Fig. D.4: Four B3 V stars from Melotte 20. 29 Per is one of the primary standards for this type. HD 21278 is a spectroscopic binary, but only the primary is seen in this spectrum.

Appendix D.3: IC 4665

IC 4665 is a small, dispersed cluster, and the youngest in the sample, with an age not significantly higher than 30 Ma (e.g. Cargile & James 2010; Randich et al. 2018; Galindo-Guil et al. 2022). Its earliest member is HD 161573, a slowly rotating ($\approx 40 \text{ km s}^{-1}$) B3 V star that still lies moderately close to the ZAMS. Its spectrum is pretty much identical to that of HD 178849, which has a similar rotational velocity. The cluster contains two B5 V stars: HD 161672 is a fast rotator ($\approx 190 \text{ km s}^{-1}$) that we take as primary standard for B5 V close to the ZAMS (as its spectrum is almost identical to that of 68 Cas), while HD 161677 is an even faster rotator.

Most bright members of the cluster are spectroscopic binaries (Abt et al. 1972) and they present double lines at high S/N. Meanwhile, the higher distance modulus and extinction means that late-B members are considerably fainter than those in the Pleiades or Melotte 20, rendering this cluster less useful with our instrumentation.

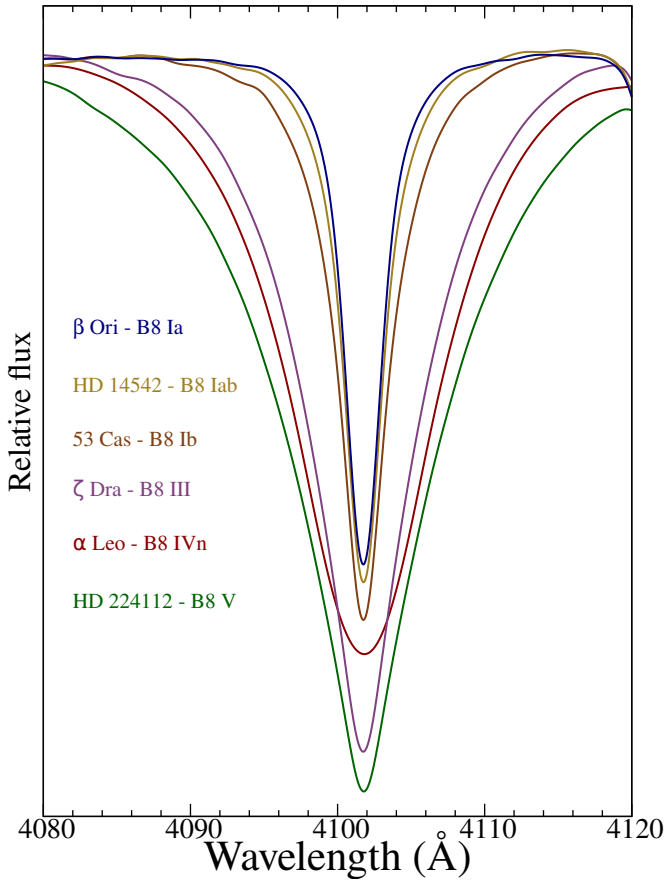


Fig. E.1: The $H\delta$ line for a number of B8 stars illustrates our criterion for assigning luminosity class. Compare to the B3 stars in Fig. 4. By this late type, there is a very large gap between stars close to the main sequence and the supergiants (see discussion in Sect. 5.2.3). The stars shown here are the same as in Fig. A.12, except for α Leo, which has replaced π Cet in order to demonstrate the effect of fast rotation on the central part of the line profiles.

Appendix E: Additional figures

This appendix contains figures useful for illustrating classification issues detailed in the main text.

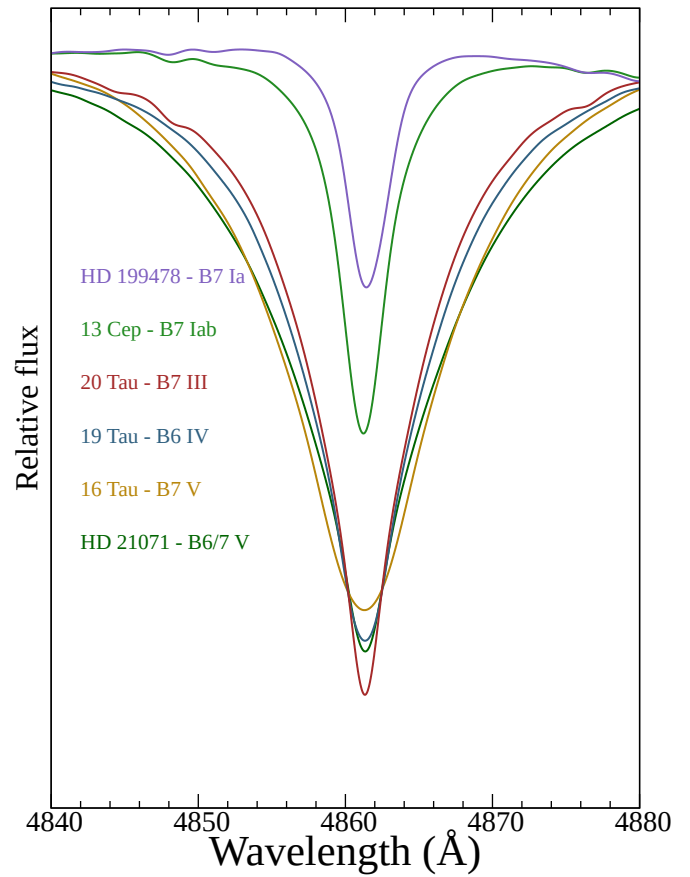


Fig. E.2: $H\beta$ line for a number of B6/7 stars, demonstrating that our criterion for assigning luminosity class can be used in any Balmer line. Compare to the B3 stars in Fig. 4. The fast rotator 16 Tau has been added so that it can be compared to HD 21071 (different line profiles and depths), and to provide a luminosity sequence within the Pleiades.

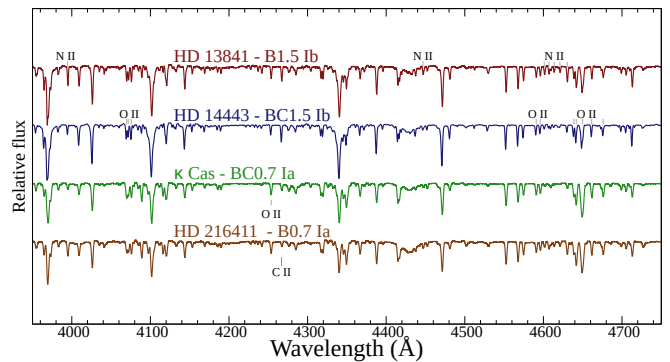


Fig. E.3: Spectra of two C-rich supergiants compared to standards of the same spectral types. The most obvious effect is the weakening of all N II lines, the strongest of which are marked on top of the spectrum of HD 13841. In addition, C II 4267 Å is enhanced in the spectrum of HD 14443. In κ Cas, there are also enhanced contributions of C III to the O II complex around 4072 Å, and the 4650 Å blend.

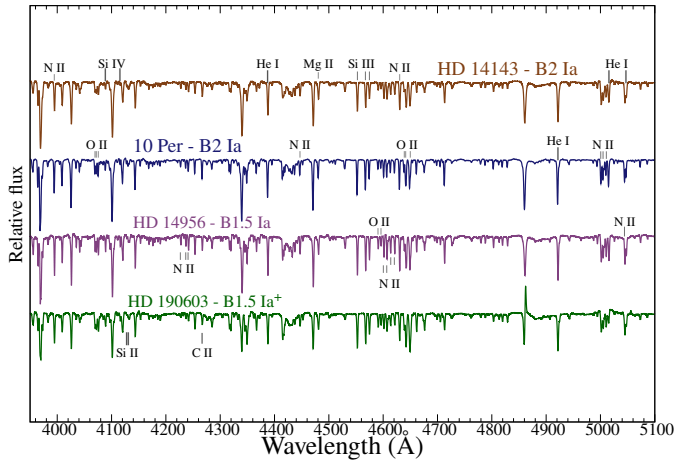


Fig. E.4: Spectrum of HD 14956, B1.5 Ia compared to two B2 Ia supergiants from Per OB1 and the B1.5 hypergiant HD 190603. The higher temperature of the two lower spectra is reflected in the stronger Si IV lines. The rest of the spectrum is almost indistinguishable. The main differences are due to the mild Carbon deficiency and Nitrogen enhancement of the two B1.5 stars (reflected in the weakened C II 4267 Å and strengthened N II 3995 Å lines). Compare to the more typical B1.5 morphology of HD 13841 in Fig. A.7. Note, however, that, except for the strong N II 3995 Å line, N is much more enhanced in HD 14956 than in the hypergiant.

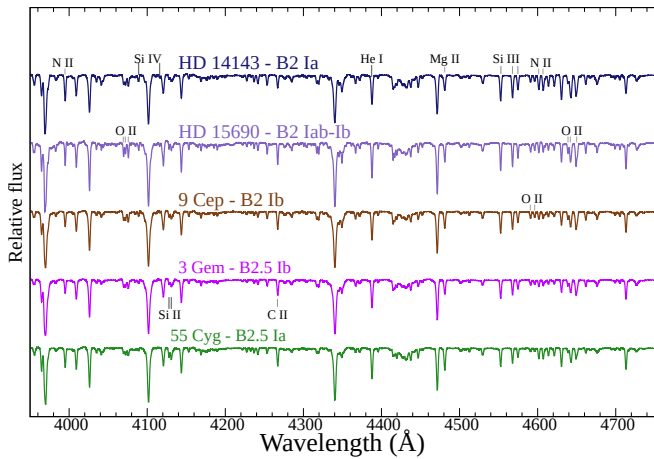


Fig. E.5: Some supergiants of spectral types B2 and B2.5, illustrating the difficulties in defining the Iab class in this range. The three stars in the middle are very similar among themselves. Apart from the enhanced N II in the Ia stars, the differences with respect to the Ib standards do not allow for an intermediate class.

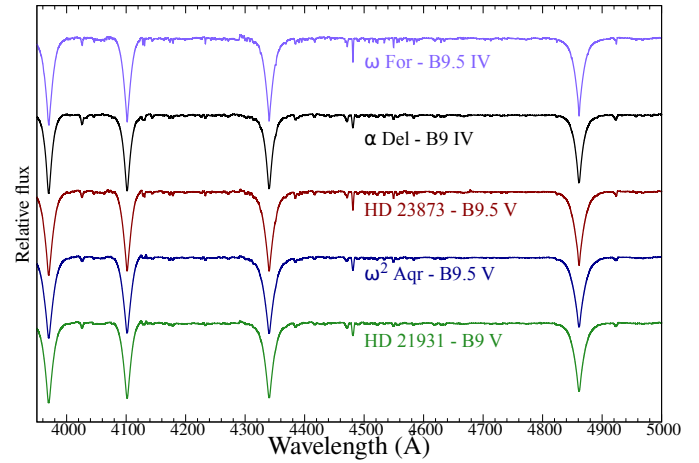


Fig. E.6: Stars previously classified as B9 V or B9.5 V compared to the primary standard α Del. The spectral types indicated are those adopted. ω^2 Aqr is a faster rotator than HD 23873. For a faster rotating B9.5 V star, see HD 23568 in Fig. D.3. The differences between B9 and B9.5 stars of similar rotational velocity are subtle.

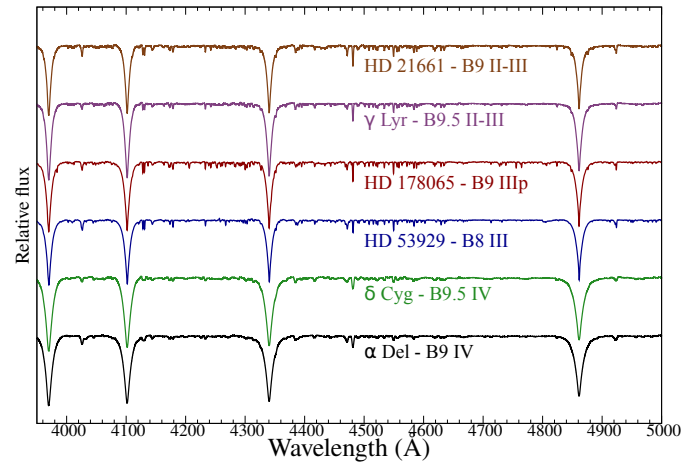


Fig. E.7: Stars that have been classified as B9 III or B9.5 III compared to the primary standard α Del. The spectral types indicated are those adopted. HD 178065 is a HgMn peculiar star, with a rich metallic spectrum. HD 53929 could be argued to be B8.5 III, but again differences between subtypes are very subtle.

Appendix F: New list of B-type standards

Table F.1 shows the new list of standards. Columns list their HD reference, their spectral type, their $v \sin i$ measured after Simón-Díaz & Herrero (2014), their V magnitude from Simbad, an estimate of their absolute magnitude (see Sect. 5.3 for details of calculation), and the $FW3414(H\beta)$ measurement (after de Burgos et al. 2023a). Stars that have been identified as spectroscopic binaries, SB1 or SB2, are marked with (1) or (2) respectively in the Target Name column. Stars whose $H\beta$ line does not show a perfect absorption profile have also been marked in the $FW3414(H\beta)$ column, to show that the fitting performed when measuring this value is not perfect. The profiles that show a P-Cygni shape with emission in the red wing of the line are marked with (3), profiles where the red wing of the line is filled are marked with (4), while those where the core of the line is filled with emission are marked with (5), following the criteria described in de Burgos et al. (2023a).

We note that all the B4 standards should be classified B5 if the interpolated type is not used. HD 184943 is classified as B8 Iab, but may be used as reference for B8.5 supergiants, if the need for this interpolated subtype is felt. The A0 standards and the anchor point Deneb (HD 197345), A2 Ia, have been added for reference.

Table F.1: New list of B-type standards, with some early-A standards added for reference.

Target name	Common name	SpC	$v \sin i$ (km s ⁻¹)	V (mag)	M_V (mag)	$FW3414(H\beta)$ (Å)
HD 37128	ϵ Ori	B0 Ia	52	+1.7	-7.4	3.3
HD 205196		B0 Ib	51	+7.4	-4.9	3.6
HD 164402 ⁽¹⁾		B0 Ib	54	+5.8	-4.5	4.6
HD 48434		B0 III	52	+5.9	-5.5	4.0
HD 149438	τ Sco	B0 V	9	+2.8	-3.2	8.4
HD 171012		B0.2 Ia	66	+7.0	-6.5	2.9 ⁽⁵⁾
HD 204172	69 Cyg	B0.2 Iab	58	+5.9	-6.0	3.6
HD 16808		B0.2 Ib	78	+8.6	-5.2	3.5
HD 6675 ⁽¹⁾		B0.2 III	29	+6.9	-4.8	5.2
HD 36822		B0.2 IV	19	+4.4	-4.0	7.1
HD 2083 ⁽²⁾		B0.2 V	11	+6.9	-3.9	7.9
HD 38771	κ Ori	B0.5 Ia	47	+2.1	-4.6	3.9
HD 194839		B0.5 Ia	65	+7.5	-7.2	2.9
HD 192422		B0.5 Ib	50	+7.1	-6.7	3.3
HD 213087	26 Cep	B0.5 Ib	64	+5.5	-6.1	3.1
HD 193007 ⁽¹⁾		B0.5 II	61	+7.9	-7.6	6.4
HD 218376	1 Cas	B0.5 III	29	+4.8	-4.0	6.3
HD 36960		B0.5 V	25	+4.7	-3.4	8.0
HD 216411		B0.7 Ia	60	+7.2	-7.6	1.2 ⁽³⁾
HD 2905	κ Cas	BC0.7 Ia	59	+4.2	-6.9	2.7 ⁽⁴⁾
HD 190066		B0.7 Ib	60	+6.6	-5.6	4.3
HD 190919		B0.7 II	43	+7.3	-5.8	4.0
HD 193076 ⁽¹⁾		B0.7 II	60	+7.7	-5.1	4.2
HD 14053		B0.7 II	23	+8.4	-5.3	5.5
HD 13969 ⁽¹⁾		B0.7 III	36	+8.8	-4.9	6.0
HD 37042		B0.7 V	33	+6.4	-2.3	9.7 ⁽⁴⁾
HD 201795		B0.7 V	8	+7.5	-2.7	8.3
HD 169454		B1 Ia ⁺	47	+6.7	-8.1	1.3 ⁽³⁾
HD 13256		B1 Ia	45	+8.7	-7.5	1.2 ⁽³⁾
HD 13854		B1 Iab	55	+6.5	-6.6	2.8 ⁽⁴⁾
HD 91316	ρ Leo	B1 Iab Ns	47	+3.9	-5.3	3.5
HD 24398	ζ Per	B1 Ib	39	+2.8	-5.2	4.3
HD 44743	β CMa	B1 II-III	26	+2.0	-3.9	7.0
HD 144470	ω^1 Sco	B1 V	104	+4.0	-2.4	9.4
HD 24131		B1 V	80	+5.8	-2.7	10.0
HD 190603		B1.5 Ia ⁺	53	+5.7	-8.0	1.4 ⁽³⁾
HD 14956		B1.5 Ia	52	+7.2	-7.8	3.2
HD 5551		B1.5 Iab	57	+7.8	-6.3	3.1
HD 193183 ⁽¹⁾		B1.5 Ib	50	+7.0	-6.2	3.6
HD 13841		B1.5 Ib	43	+7.4	-5.6	3.3
HD 52089	ϵ CMa	B1.5 II	26	+1.5	-4.0	6.4
HD 214993 ⁽²⁾	12 Lac	B1.5 III	25	+5.2	-3.0	7.3
HD 215191		B1.5 V	205	+6.4	-2.2	10.1
HD 35299		B1.5 V	6	+5.7	-2.2	10.2
HD 37744		B1.5 V	37	+6.2	-1.9	10.3
HD 41117	χ^2 Ori	B2 Ia	47	+4.6	-7.3	2.2 ⁽⁴⁾
HD 14143		B2 Ia	55	+6.7	-7.0	3.3 ⁽⁴⁾
HD 15690		B2 Iab-Ib	46	+8.0	-5.8	2.9
HD 206165	9 Cep	B2 Ib	41	+4.7	-6.7	3.3
HD 31327		B2 II	31	+6.1	-5.4	4.5
HD 30836 ⁽¹⁾		B2 III	37	+3.7	-3.6	7.3
HD 35468	γ Ori	B2 III	53	+1.6	-2.9	8.4
HD 886	γ Peg	B2 IV	8	+2.8	-3.0	9.5
HD 3360	ζ Cas	B2 IV	22	+3.7	-2.4	9.4
HD 36285		B2 V	12	+6.3	-1.6	11.8
HD 36629		B2 V	9	+7.7	-1.3	12.2
HD 144218	beta2 Sco	B2 V	57	+4.9	-1.2	12.3

Table F.1: continued.

Target name	Common name	SpC	$v \sin i$ (km s ⁻¹)	V (mag)	M_V (mag)	$FW3414(H\beta)$ (Å)
HD 208947		B2 V	25	+6.4	-2.5	12.3
HD 198478	55 Cyg	B2.5 Ia	36	+4.9	-8.2	2.7
HD 42087	3 Gem	B2.5 Ib	39	+5.8	-7.3	3.4
HD 207330		B2.5 III	38	+4.2	-4.5	8.6
HD 148605	22 Sco	B2.5 V	167	+4.8	-1.2	12.9
HD 175191	σ Sgr	B2.5 V	122	+2.1	-2.4	12.8
HD 14134		B3 Ia	37	+6.6	-6.8	2.9
HD 53138	ρ^2 Cma	B3 Ia	36	+3.0	-7.7	3.0
HD 51309	ι CMa	B3 Ib	21	+4.4	-6.0	5.0
HD 36212		B3 II	17	+7.8	-4.9	5.3
HD 194779		B3 II	120	+7.8	-3.8	6.6
HD 21483		B3 III	131	+7.1	-2.8	9.2
HD 49567 ⁽¹⁾		B3 III	4	+6.2	-3.3	8.3
HD 3901	ξ Cas	B3 IV	113	+4.8	-3.2	11.4
HD 160762	ι Her	B3 IV	6	+3.8	-2.2	10.9
HD 20365	29 Per	B3 V	131	+5.2	-1.5	12.0
HD 32630	η Aur	B3 V	85	+3.2	-1.2	13.2
HD 120315	η UMa	B3 V	161	+1.9	-0.7	14.2
HD 178849		B3 V	36	+7.1	-1.1	13.8
HD 36371 ⁽¹⁾	χ Aur	B4 Ia	32	+4.8	-7.1	2.9
HD 164353	67 Oph	B4 Ib–II	22	+3.9	-6.0	5.4
HD 41692		B4 III	31	+5.4	-2.7	10.2
HD 180554	1 Vul	B4 IV	30	+4.8	-2.5	12.4
HD 26739		B4 V	35	+6.4	-1.4	13.5
HD 34759 ⁽¹⁾	ρ Aur	B4 V	62	+5.2	-1.3	15.6
HD 58350	η CMa	B5 Ia	32	+2.5	-6.5	3.1
HD 7902		B5 Iab	33	+7.0	-6.6	3.1
HD 9311		B5 Ib	24	+7.3	-6.0	4.6
HD 191243		B5 II	26	+6.1	-5.0	6.1
HD 170682		B5 III	120	+7.9	-2.4	10.0
HD 211924		B5 III	27	+5.4	-3.2	12.0
HD 147394	τ Her	B5 V	32	+3.9	-1.2	14.0
HD 4142		B5 V	199	+5.6	-1.2	12.7
HD 161572		B5 V	186	+7.6	-0.6	14.5
HD 36936		B5 V	219	+7.6	-0.4	14.6
HD 20809		B5 V	168	+5.3	-1.2	12.7
HD 15497		B6 Ia	35	+7.0	-7.6	3.0
HD 17145		B6 Iab	33	+8.2	-6.3	3.7
HD 170719		B6 III	28	+8.1	-2.3	12.1
HD 34503	τ Ori	B6 III	35	+3.6	-2.6	11.8
HD 49340	43 Cam	B6 III	184	+5.1	-2.2	10.7
HD 23338	19 Tau	B6 IV	111	+4.3	-0.9	12.5
HD 90994	β Sex	B6 V	83	+5.1	-0.1	15.9
HD 183143		B7 Ia ⁽⁺⁾	42	+6.9	-8.7	1.0 ⁽³⁾
HD 199478		B7 Ia	37	+5.6	-7.9	2.5 ⁽⁴⁾
HD 208501	13 Cep	B7 Iab	39	+5.8	-6.7	3.8
HD 35497	β Tau	B7 III	60	+1.6	-1.4	12.4
HD 23408		B7 III	32	+3.9	-1.9	11.1
HD 1279		B7 III	29	+5.9	-2.0	10.7
HD 23288	16 Tau	B7 V	202	+5.5	-0.5	15.0
HD 21071		B7 V	66	+6.1	-0.2	15.9
HD 182255	3 Vul	B7 V	30	+5.2	-0.1	15.4
HD 34085	β Ori	B8 Ia	32	+0.1	-6.9	2.8
HD 14542		B8 Iab	29	+7.0	-6.7	3.4
HD 12301	53 Cas	B8 Ib	24	+5.6	-5.2	5.1
HD 23850	27 Tau	B8 III	230	+3.6	-1.9	11.8
HD 155763	ζ Dra	B8 III	43	+3.2	-2.3	12.8
HD 179761	21 Aql	B8 III	15	+5.2	-1.5	12.3

Table F.1: continued.

Target name	Common name	SpC	$v \sin i$ (km s ⁻¹)	V (mag)	M_V (mag)	$FW3414(H\beta)$ (Å)
HD 10205	τ And	B8 III	89	+4.9	-1.7	11.9
HD 17081	π Cet	B8 IV	19	+4.2	-1.1	14.0
HD 87901	α Leo	B8 IV _n	306	+1.4	-0.3	13.7
HD 3240		B8 IV	69	+5.1	-0.8	14.6
HD 46075		B8 IV	53	+6.7	-0.7	14.9
HD 23324	18 Tau	B8 V	212	+5.6	-0.2	15.6
HD 23432	21 Tau	B8 V	160	+5.8	-0.1	16.7
HD 21672		B8 V	250	+6.6	+0.3	16.4
HD 171301		B8 V	33	+5.5	+0.3	17.3
HD 224112		B8 V	40	+6.8	-0.1	18.0
HD 184943		B8.5 Iab	37	+8.3	-7.1	3.1
HD 214923	ζ Peg	B8.5 IV	160	+3.4	-0.6	15.0
HD 21279		B8.5 V	198	+7.2	+0.6	18.7
HD 23923		B8.5 V	308	+6.2	+0.3	16.8
HD 21291		B9 Ia	32	+4.2	-7.0	3.2
HD 223960		B9 Ia	32	+6.9	-7.5	2.5
HD 202850	σ Cyg	B9 Iab	31	+4.2	-5.9	4.6
HD 212593	4 Lac	B9 Iab–Ib	23	+4.6	-5.2	5.7
HD 35600		B9 Ib	31	+5.7	-4.5	6.8
HD 21661		B9 II–III	5	+6.4	-2.4	10.9
HD 57608		B9 II–III	10	+6.0	-2.6	11.0
HD 212097	32 Peg	B9 III	70	+4.8	-2.1	12.9
HD 2011	12 Cas	B9 III	125	+5.4	-1.9	14.0
HD 51688		B9 III	32	+6.4	-0.8	14.1
HD 49606	33 Gem	B9 III	20	+5.9	-0.5	12.5
HD 196867	α Del	B9 IV	108	+3.8	-0.7	17.0
HD 21931		B9 V	161	+7.4	+1.0	20.1
HD 38899	134 Tau	B9 V	25	+4.9	+0.2	20.0
HD 176437	γ Lyr	B9.5 II–III	74	+3.2	-3.2	12.1
HD 181440		B9.5 III	55	+5.5	-0.4	15.9
HD 144206		B9.5 III	10	+4.7	-0.4	14.3
HD 186882 ⁽¹⁾	δ Cyg	B9.5 IV	158	+2.9	-0.7	16.8
HD 16046	ω For	B9.5 IV	44	+5.0	-0.8	18.7
HD 23873		B9.5 V	85	+6.6	+0.8	20.9
HD 23568		B9.5 V	181	+6.8	+1.0	18.4
HD 222661	ω^2 Aqr	B9.5 V	136	+4.5	+1.2	22.3
HD 21389		A0 Ia	37	+4.5	-7.3	2.7 ⁽³⁾
HD 46300	13 Mon	A0 Ib	7	+4.5	-5.1	7.0
HD 87737	η Leo	A0 Ib	10	+3.4	-5.3	6.8
HD 123299 ⁽¹⁾	α Dra	A0 III	26	+3.7	-0.8	18.9
HD 103287	γ UMa	A0 V	177	+2.4	+0.3	19.2
HD 172167	α Lyr	A0 V	22	+0.0	+0.6	21.6
HD 197345	α Cyg	A2 Ia	26	+1.2	-7.1	4.5 ⁽³⁾