

# Coded Cooperative Networks for Semi-Decentralized Federated Learning

Shudi Weng, Ming Xiao, *Senior Member, IEEE*, and Mikael  
Skoglund, *Fellow, IEEE*

## Abstract

To enhance straggler resilience in federated learning (FL) systems, a semi-decentralized approach has been recently proposed, enabling collaboration between clients. Unlike the existing semi-decentralized schemes, which adaptively adjust the collaboration weight according to the network topology, this letter proposes a deterministic coded network that leverages wireless diversity for semi-decentralized FL without requiring prior information about the entire network. Furthermore, the theoretical analyses of the outage and the convergence rate of the proposed scheme are provided. Finally, the superiority of our proposed method over benchmark methods is demonstrated through comprehensive simulations.

## Index Terms

Semi-decentralized federated learning, wireless network, diversity network code, communication stragglers

## I. INTRODUCTION

Federated learning (FL) is a promising distributed edge learning paradigm that leverages the computational capabilities of edge devices to exploit datasets localized on multiple edge clients, by iteratively optimizing a common objective function and collaborating with the central parameter server (PS) to learn a global model [1]. FL tackles two main challenges in edge learning: reducing communication overhead and preserving data privacy, by avoiding raw dataset sharing [2]. FL keeps training data locally, thereby greatly decreasing the volume of transmitted data during the learning process. However, significant challenges arise within FL from its

Shudi Weng, Ming Xiao, and Mikael Skoglund are with the School of Electrical Engineering and Computer Science (EECS), KTH Royal Institute of Technology, 11428 Stockholm, Sweden, Email: {shudiw, mingx, skoglund}@kth.se.

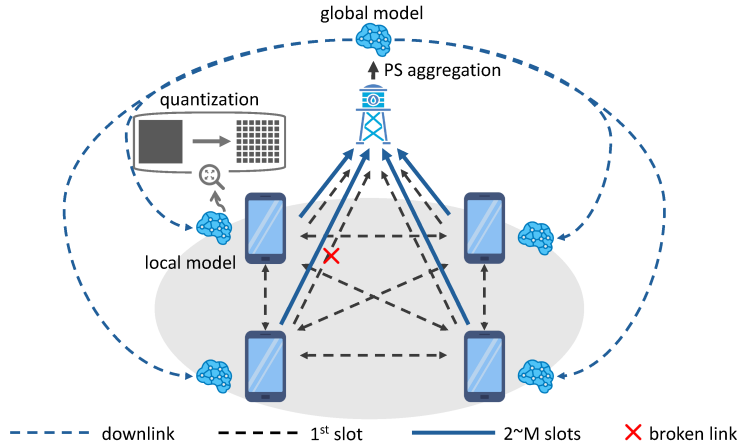


Fig. 1: Illustration of the proposed scheme within the semi-decentralized FL system over the intermittent links in  $M$  slots with two communication stages.

heterogeneous nature. Specifically, the non-i.i.d. (independently and identically distributed) data stored locally on a subset of clients does not represent the overall population distribution, consequently, partial client participation is highly likely to degrade FL performance [3].

Most existing works on FL with data dissimilarity consider error-free links under the underlying assumption that wireless imperfections can be handled by communication protocols [4], [5]. However, in practical FL scenarios where the clients and PS communicate over unreliable communication links, clients may fail to connect with PS due to communication resource constraints and thus cannot update their latest trained local models regularly. Such clients are known as *communication stragglers*. Partial client participation caused by communication stragglers can significantly impair FL performance. Therefore, a separate design between the communication system and learning process can be strictly sub-optimal [6].

1) *Related works*: There are multiple strategies to improve the straggler resilience in FL. The diverse physical environments may induce different possibilities of clients being stragglers. The impact of this different connectivity on FL convergence is investigated in [7], which proposes an adaptive resource allocation method to eliminate the objective inconsistency induced by stragglers and thus shrink the optimality gap. [8] designs client sampling strategies to reduce the probability of sampling a straggler in wireless FL with intermittent client availability and enhance FL convergence performance. [9] proposes to alter the network topology to address stragglers by enabling communication between clients, rather than relying on sole communication between

clients and PS, referred as *semi-decentralized FL*, or *collaborative FL*. However, the unbiased estimation of the true global model at PS in the aforementioned methods [7]–[9] is contingent upon precise prior information, such as entire network connectivity, client availability, and time synchronization, which markedly amplifies implementation complexity in real-world scenarios.

2) *Our contributions*: To overcome the limitations of the existing methods, we propose a novel deterministic cooperative network to address communication stragglers in FL. The proposed scheme does not necessitate prior information about the network and enables the retrieval of local models from a subset of clients. Our contributions are summarised as follows.

- We propose a deterministic coded cooperative networking scheme for semi-decentralized FL based on the maximum distance separable (MDS) code exploiting wireless diversity. To the best of our knowledge, this is the first work to exploit coded diversity to mitigate stragglers in FL.
- We conduct rigorous theoretical analyses of the proposed scheme. Specifically, we provide the outage analysis of PS not being able to see local model updates from each client through the intermittent network and the convergence rate analysis of the proposed scheme.
- We verify the effectiveness of the proposed scheme by simulations and comparisons with benchmark methods.

## II. SYSTEM MODEL FOR SEMI-DECENTRALIZED FL OVER WIRELESS NETWORK

Let  $\mathcal{L}(\boldsymbol{\theta}, \xi)$  be the loss evaluated for a model  $\boldsymbol{\theta}$  at a data sample  $\xi$ . Denote the local dataset on client  $m \in [M]$  as  $\mathcal{D}_m$ , and its local objective function as  $F_m : \mathbb{R}^d \times \mathcal{D}_m \rightarrow \mathbb{R}$ , where  $F_m(\boldsymbol{\theta}, \mathcal{D}_m) = \frac{1}{|\mathcal{D}_m|} \sum_{\xi \in \mathcal{D}_m} \mathcal{L}(\boldsymbol{\theta}, \xi)$ . The PS aims to solve the following empirical risk minimization (ERM) problem:

$$\min_{\boldsymbol{\theta} \in \mathbb{R}^d} \left\{ F(\boldsymbol{\theta}) \triangleq \frac{1}{M} \sum_{m=1}^M F_m(\boldsymbol{\theta}, \mathcal{D}_m) \right\}, \quad (1)$$

where  $F(\cdot)$  is the global objective function. We assume identical importance of clients, i.e.,  $|\mathcal{D}_m| = |\mathcal{D}_k|, \forall k, m \in [M]$ .

### A. Local Training at Clients

Define the true gradient of the local objective function as the gradient  $\nabla F_m(\boldsymbol{\theta}, \mathcal{D}_m)$  over the entire local dataset.

At the beginning of the  $r$ -th round, clients initialize with the latest global model received from PS, i.e.,  $\theta_{m,r}^0 = \theta_{r-1}$ . Subsequently, each client performs  $I$ -step local SGD and updates the local model at the  $i$ -th iteration as

$$\theta_{m,r}^i \leftarrow \theta_{m,r}^{i-1} - \eta \nabla F_m(\theta_{m,r}^{i-1}, \xi_{m,r}^i), \quad i \in [I], \quad (2)$$

where  $\xi_{m,r}^i$  is the corresponding training data patch randomly extracted from the local dataset  $\mathcal{D}_m$  at the  $i$ -th iteration of the  $r$ -th training round, and  $\nabla F_m(\theta_{m,r}^{i-1}, \xi_{m,r}^i)$  is the stochastic gradient, i.e., the stochastic estimation of the true gradient.

### B. Transmission over Wireless Network

The semi-decentralized FL over wireless network is depicted in Fig. 1. PS manages communication with clients, decodes both the individual messages and network codewords received from clients, and computes the global model. Clients collect edge data, perform local training, generate the network codewords, and communicate with each other and PS.

1) *Network Model*: Semi-decentralized FL network topology involves two communication stages: *communication between clients* and *communication between the clients and PS*, respectively. The clients convey their messages to PS via wireless medium with the help of their neighbors. Any link may suffer disruption and lead to transmission failure. The intermittent network can be characterized by (i) the random binary matrix  $\mathcal{T}(r) \in \{0, 1\}^{M \times M}$ , whose  $(m, k)$ -th entry  $\tau_{mk}(r) \sim \text{Bernoulli}(1 - q_{mk})$ , where  $q_{mk}$  is the outage probability of the link from client  $m$  to client  $k$  and  $q_{mm} = 0$  for every  $m \in [M]$  since there is no transmission, and (ii) the binary random vector  $\boldsymbol{\tau}(r) \in \{0, 1\}^{M \times 1}$ , whose  $m$ -th entry  $\tau_m(r) \sim \text{Bernoulli}(1 - q_m)$ , where  $q_m$  is the outage probability of the link from client  $m$  to PS. Notably, the discussion of scheduling and interference in multi-access channels is beyond the scope of this paper, although it may be interesting to consider in future.

2) *Quantized Transmission and Outage*: Next, we briefly describe the transmission and the outage model for an individual wireless link. Before transmitting to other devices and PS, device  $m$  needs to quantize  $\Delta\theta_{m,r}^I \in \mathbb{R}^d$  such that a finite number of symbols can represent the source. The most popular compression technique employed in learning systems is stochastic quantization (SQ) [7], [10], whose characteristic function is given in (3). For any given number  $\Delta\theta \in \Delta\theta_{m,r}^I$ ,

$$Q(\Delta\theta) = \begin{cases} \lfloor \Delta\theta \rfloor, & \text{w.p. } \frac{\lfloor \Delta\theta \rfloor + \kappa - \Delta\theta}{\kappa} \\ \lfloor \Delta\theta \rfloor + \kappa, & \text{w.p. } \frac{\Delta\theta - \lfloor \Delta\theta \rfloor}{\kappa}, \end{cases} \quad (3)$$

where  $\lfloor \Delta\theta \rfloor$  is the largest multiple of  $\kappa$  such that  $\lfloor \Delta\theta \rfloor \leq \Delta\theta$ , and  $\kappa$  is the interval length of uniformly distributed knobs [7], [10]. W.L.O.G., we assume all clients equipped with the same stochastic quantizer and encoder  $\mathcal{E} : \mathbb{R}^d \rightarrow \mathbb{F}_p^k$  that maps  $\mathcal{Q}(\Delta\boldsymbol{\theta}_{m,r}^I)$  into finite-field message  $U_{m,r}$  according to the default systematic Gaussian codebook, i.e.,

$$U_{m,r} = \mathcal{E}(\mathcal{Q}(\Delta\boldsymbol{\theta}_{m,r}^I)). \quad (4)$$

For simplicity of theoretical analysis, all wireless links are assumed to be independent and identically distributed (i.i.d.) block fading channels. Assume all clients transmit their message/network codewords at rate  $R$  under signal-to-noise ratio (SNR) SNR through orthogonal access. Let  $h_{mk}$  be the fading channel gain from client  $m$  to client  $k$ , an outage occurs when the channel capacity is less than the transmission rate. That is, PS cannot recover  $U_{m,r}$  correctly, when  $C = \frac{1}{2} \log(1 + |h_{mk}|^2 \text{SNR}) < R$ . Or equivalently, when  $|h_{mk}|^2 < g$ , where  $g = \frac{2^{2R}-1}{\text{SNR}}$ . Assume Rayleigh fading, i.e.,  $h_{mk} \sim \mathcal{CN}(0, \sigma^2)$ , where  $\mathcal{CN}(0, \sigma^2)$  is zero-mean complex Gaussian distribution with variance  $\sigma^2$ . Then the outage probability  $q_{mk}$  per transmission is given by  $q_{mk} = 1 - e^{-g/2\sigma^2}$ . For ease of reading, let  $P_e$  represent  $1 - e^{-g/2\sigma^2}$  in the following. If the receiver can recover  $U_{m,r}$  correctly, then the decoder  $\mathcal{E}^{-1} : \mathbb{F}_p^k \rightarrow \mathbb{R}^d$  allows the receiver to recover

$$\mathcal{Q}(\Delta\boldsymbol{\theta}_{m,r}^I) = \mathcal{E}^{-1}(U_{m,r}). \quad (5)$$

### C. Aggregation at PS

Ideally, PS aggregation aims at computing  $\frac{1}{M} \sum_{m=1}^M \boldsymbol{\theta}_{m,r}^I$ . However, with a large number of clients, full client participation is unrealistic. If we express the aggregation resulting from any algorithm by the function  $\mathcal{S} : (\boldsymbol{\theta}_{1,r}^I, \dots, \boldsymbol{\theta}_{M,r}^I) \rightarrow \boldsymbol{\theta}_r$ , the sub-optimal goal of PS aggregation with partial client participation is to achieve unbiased estimation of the global model at least in the sense of expectation, i.e.,

$$\mathbb{E}_{\mathcal{T}(r), \boldsymbol{\tau}(r)} [\mathcal{S}(\boldsymbol{\theta}_{1,r}^I, \dots, \boldsymbol{\theta}_{M,r}^I)] = \frac{1}{M} \sum_{m=1}^M \boldsymbol{\theta}_{m,r}^I, \quad (6)$$

where  $\mathbb{E}[\cdot]$  is taken over stochasticity of the intermittent network captured by  $\mathcal{T}(r)$  and  $\boldsymbol{\tau}(r)$ .

### III. THE PROPOSED METHOD: CODED COOPERATIVE NETWORK FOR SEMI-DECENTRALIZED FL

In this section, we describe the proposed coded cooperative networking scheme in semi-decentralized FL. The employed network coding scheme, termed *diversity network code (DNC)*, is first proposed in [11] to enhance the robustness of the cooperative communication.

#### A. System Description

Assume all clients and PS can decode each other's message. Let  $T$  be the total number of communication rounds. Here, we describe the proposed scheme at the  $r$ -th round.

1) *Broadcasting*: For simplicity, the downlink channels from PS to clients are assumed to be error-free. At the beginning of the  $r$ -th round, PS broadcasts the latest global model  $\theta_{r-1}$  to all clients.

2) *Local training*: All clients initialize its local model by setting  $\theta_{m,r}^0 = \theta_{r-1}$ , and performs  $I$ -step iterative local trainings as in (2) at the  $r$ -th round.

3) *Communication*: After completing the local training, the local model update  $\Delta\theta_{m,r}^I \in \mathbb{R}^d$  on each client is quantized by stochastic quantizer as in (3). Subsequently, encoder  $\mathcal{E}$  maps  $\mathcal{Q}(\Delta\theta_{m,r}^I)$  to finite-field message  $U_{m,r}$  as in (4) according to the provided systematic codebook. Now clients are ready to perform the following two stages of communication.

**1st slot**: At the 1st stage, all client  $m \in [M]$  transmits its message through distinct orthogonal channels. Due to the broadcasting nature of the wireless medium, both the PS and other clients can potentially hear from client  $m$  and may decode  $U_{m,r}$  depending on connectivity resulting from the channel condition.

**2 ~ M slots**: After attempting to decode all messages heard from other clients, client  $m \in [M]$  generates  $M - 1$  network codewords for transmissions in the next 2 ~  $M$  slots. For ease of writing, let us temporarily assume that the network encoding matrix  $\mathbf{A}$  in the form of (18) exists such that our proposed method establishes. This fact will be justified later.

Let  $\mathbf{A}_m$  denote the encoding block of client  $m$ , if client  $m$  can decode all messages from other clients, then it generates the network codewords for 2 ~  $M$  slots as

$$\mathbf{C}_{m,r} = \mathbf{U}_r \mathbf{A}_m, \tag{7}$$

where  $\mathbf{U}_r = [U_{1,r}, \dots, U_{M,r}]$  is the collection of individual messages, and  $\mathbf{C}_{m,r}$  contains the generated  $M - 1$  network codewords. However, if client  $m$  fails to decode some  $I_z$  from client  $z$ ,

it sets the  $z$ -th row in  $\mathbf{A}_m$  by 0s before generating network codewords. The resulting encoding matrix of client  $m$  is denoted by  $\tilde{\mathbf{A}}_{m,r}$ . Let  $\mathcal{T}(r)$  and  $\boldsymbol{\tau}(r)$  denote the binary connectivity matrix *between devices* and *between devices and PS* respectively in the 1st slot. Additionally, let  $\boldsymbol{\tau}^{(m)}(r)$  denote the  $m$ -th column of  $\mathcal{T}(r)$ , that is,  $\boldsymbol{\tau}^{(m)}(r)$  represent the binary connectivity from other clients to client  $m$ . Then, the above process can be expressed as

$$\tilde{\mathbf{A}}_{m,r} = \mathbf{A}_m \odot (\mathbb{1}_{M-1}^\top \otimes \boldsymbol{\tau}^{(m)}(r)), \quad (8)$$

where  $\odot$  is the column-wise Khatri-Rao product,  $\otimes$  is Kronecker product,  $\mathbb{1}_{M-1}$  is all-one vector of size  $M - 1$ . Then the actually generated network codewords sent from client  $m$  in  $2 \sim M$  slots can be expressed as

$$\tilde{\mathbf{C}}_{m,r} = \mathbf{U}_r \tilde{\mathbf{A}}_{m,r}. \quad (9)$$

In practice,  $2 \sim M$  slots can be allocated differently in both frequency and time domains, to achieve different trade-offs between the practical communication needs.

The resulting  $M(M - 1)$  network codewords are sent via orthogonal accesses. Let  $\boldsymbol{\tau}_m(r)$  represent the binary connectivity vector from client  $m$  to PS in  $2 \sim M$  slots. Then the received codewords from client  $m$  at PS in  $2 \sim M$  slots are

$$\bar{\mathbf{C}}_{m,r} = \tilde{\mathbf{C}}_{m,r} \odot \boldsymbol{\tau}_m^\top(r). \quad (10)$$

As a result, the actual encoding matrix  $\hat{\mathbf{A}}_{m,r}$  of the finally received network codewords from client  $m$  at PS is

$$\begin{aligned} \hat{\mathbf{A}}_{m,r} &= \tilde{\mathbf{A}}_{m,r} \odot \boldsymbol{\tau}_m^\top(r), \\ &= \mathbf{A}_m \odot (\mathbb{1}_{M-1}^\top \otimes \boldsymbol{\tau}^{(m)}(r)) \odot \boldsymbol{\tau}_m^\top(r), \end{aligned} \quad (11)$$

and the entire encoding matrix  $\hat{\mathbf{A}}_r$  of all received network codewords at PS is

$$\hat{\mathbf{A}}_r = \left[ \mathbf{I}_M \cdot \text{Diag} \{ \boldsymbol{\tau}(r) \}, \hat{\mathbf{A}}_{1,r}, \dots, \hat{\mathbf{A}}_{M,r} \right]. \quad (12)$$

4) *PS decoding and aggregation*: Let  $\bar{\mathbf{A}}_r$  denote  $\hat{\mathbf{A}}_r$  but excluding all-zero rows and columns, i.e.,

$$\mathcal{W}_r = \{w \in [M] : \boldsymbol{\alpha}_w \neq \mathbf{0}_{M^2}^\top\}, \quad (13)$$

$$\mathcal{V}_r = \{v \in [M^2] : \boldsymbol{\beta}_v \neq \mathbf{0}_M\}, \quad (14)$$

$$\bar{\mathbf{A}}_r = \hat{\mathbf{A}}_r(\mathcal{W}_r, \mathcal{V}_r), \quad (15)$$

where  $\alpha_w$  and  $\beta_v$  denote the  $w$ -th row and the  $v$ -th column in  $\hat{\mathbf{A}}_r$ , respectively.

Let  $\bar{\mathbf{U}}_r = \mathbf{U}_r(\mathcal{W}_r)$  be the collection of the involved individual messages in the network codewords that arrived at PS, denoted by  $\bar{\mathbf{C}}_r$ , according to (8)~(15) we have

$$\bar{\mathbf{C}}_r = \bar{\mathbf{U}}_r \bar{\mathbf{A}}_r. \quad (16)$$

If  $|\mathcal{W}_r| \geq |\mathcal{V}_r|$ ,  $\bar{\mathbf{A}}_r$  is overdetermined, PS can decode  $\bar{\mathbf{U}}_r$ . That is, PS can decode the messages from clients in set  $\mathcal{W}_r$ . If  $|\mathcal{W}_r| < |\mathcal{V}_r|$  or  $\mathcal{W}_r = \emptyset$ , repeat communication until  $|\mathcal{W}_r| \geq |\mathcal{V}_r|$ . Thus, PS can decode messages from client  $m \in \mathcal{W}_r$ .

Then PS aggregates the received local model updates as

$$\Delta \boldsymbol{\theta}_r \leftarrow \sum_{m \in \mathcal{W}_r} \frac{1}{|\mathcal{W}_r|} \Delta \boldsymbol{\theta}_{m,r}^I. \quad (17)$$

This update rule corresponds to scheme II in [12], the unbiasedness and advantage of (17) is discussed in Lemma 1.

### B. Network Code Design

If client  $m$  transmits message  $U_{m,r}$  to PS, due to the broadcasting nature of the wireless medium, the partner clients can also receive  $U_{m,r}$ . Let  $\hat{\mathcal{N}}_m$  denote the set of clients that can decode  $U_{m,r}$  correctly and hence can help relay  $U_{m,r}$ , then the network codewords transmitted from  $\mathcal{N}_m = \hat{\mathcal{N}}_m \cup \{\text{client } m\}$  will involve  $U_{m,r}$ .

**Definition 1.** *DNC is any deterministic network code used as described in Section III-A in [11] such that PS can recover  $U_{m,r}$  if it can decode any  $|\mathcal{N}_m|$  different network codewords out of total  $M|\mathcal{N}_m|$  codewords from clients in  $\mathcal{N}_m$ .*

By Prop. 1 in [11], DNC for semi-decentralized FL systems with  $M$  clients exists. Furthermore, Section III-D in [11] provides a simplified DNC construction in the form of (18) based on MDS code construction without loss of performance. The finite field of size  $\binom{M^2-1}{M-1}$  is sufficient for the simplified DNC construction. It can be verified every sub-matrix of  $M$  columns in (18) is of full rank since any  $M$  columns have rank  $M$ .

## IV. PERFORMANCE ANALYSIS

### A. Outage Analysis

The chances of clients conveying their local model updates to PS are equal through a symmetric intermittent network with i.i.d. links. This can be viewed as *uniform sampling* in [12] but induced



$$\mathbf{A} = \begin{bmatrix} 1 & 0 & \cdots & 0 & \overbrace{\alpha_{1,1} \cdots \alpha_{1,M-1}}^{\mathbf{A}_1} & \cdots & \overbrace{\alpha_{1,(M-1)(M-1)+1} \cdots \alpha_{1,M(M-1)}}^{\mathbf{A}_M} \\ 0 & 1 & \ddots & \vdots & \alpha_{2,1} \cdots \alpha_{2,M-1} & \cdots & \alpha_{2,(M-1)(M-1)+1} \cdots \alpha_{2,M(M-1)} \\ \vdots & \ddots & \ddots & 0 & \vdots & & \vdots \\ 0 & \cdots & 0 & 1 & \alpha_{M,1} \cdots \alpha_{M,M-1} & \cdots & \alpha_{1,(M-1)(M-1)+1} \cdots \alpha_{M,M(M-1)} \end{bmatrix} \quad (18)$$

by network connectivity. [11] provided a thorough outage analysis of DNC. For ease of reference, we briefly summarize it and adapt it to our case. The outage probability of PS not being able to see local model updates from client  $m$  is upper bounded by  $P_e^{2M-1}$ , which corresponds to the scenario where no other clients can decode and relay  $U_{m,r}$ . The outage probability is monotonously decreasing with the number of clients that can decode and relay  $U_{m,r}$ . The upper bound for the outage probability of individual local model updates is sufficient to gain insights into the convergence rate.

### B. Convergence Analysis

We conduct a non-convex convergence analysis for the proposed scheme under the following assumptions [13], [14].

A.1 (Smoothness) Each local objective function is bounded by  $F_m(x) \geq F^*$  and is differentiable.

Its gradient  $\nabla F_m(x)$  is L-smooth, i.e.,  $\|\nabla F_m(x) - \nabla F_m(y)\| \leq L\|x - y\|$ ,  $\forall i \in [M]$ .

A.2 (Unbiased gradient and bounded data variance) The local stochastic gradient is an unbiased estimation, i.e.,  $\mathbb{E}_\xi[\nabla F_m(x, \xi)] = \nabla F_m(x)$ , and has bounded data variance  $\mathbb{E}_\xi[\|\nabla F_m(x, \xi) - \nabla F_m(x)\|^2] \leq \sigma^2$ ,  $\forall i \in [M]$ .

A.3 (Bounded data dissimilarity) The dissimilarity between  $\nabla F_m(x)$  and  $\nabla F(x)$  is bounded, i.e.,  $\mathbb{E}[\|\nabla F_m(x) - \nabla F(x)\|^2] \leq D_m^2$ ,  $\forall i \in [M]$ .

Next, we provide several necessary lemmas for the proof of the main result.

**Lemma 1.** *Given that PS is equally likely to see each local model update from any client with  $1 - q$ , and the aggregation of these updates to recover the global model is statistically unbiased in terms of the expected value, that is,*

$$\mathbb{E}_{\mathcal{W}_r} \left[ \sum_{m \in \mathcal{W}_r} \frac{1}{|\mathcal{W}_r|} \Delta \theta_{m,r}^I \middle| \mathcal{W}_r \neq \emptyset \right] = \sum_{m=1}^M \frac{1}{M} \theta_{m,r}^I. \quad (19)$$

Besides, it can be proved that

$$\mathbb{E}_{\mathcal{W}_r} \left[ \sum_{m \in \mathcal{W}_r} \frac{1}{|\mathcal{W}_r|^2} \Delta \boldsymbol{\theta}_{m,r}^I \mid \mathcal{W}_r \neq \emptyset \right] \triangleq \sum_{m=1}^M \bar{\alpha}_m \boldsymbol{\theta}_{m,r}^I, \quad (20)$$

where  $\bar{\alpha}_m = \frac{1}{MK}$  with  $\frac{1}{K} = \sum_{l=1}^M \frac{\frac{1}{T} \mathbb{C}_M^l (1-q)^l q^{M-l}}{1-q^M} \leq \frac{2}{(M+1)(1-q)(1-q^M)} \leq \frac{2}{(M+1)(1-P_e^{2M-1})(1-P_e^{M(2M-1)})} \triangleq \frac{1}{K^*}$  since  $q < P_e^{2M-1}$ .

*Proof.* The proof of Lemma 1 is provided in Appendix A.  $\square$

**Lemma 2.** Define  $\nabla \mathbf{F}_{m,r} = \sum_{i=1}^I \nabla F_m(\boldsymbol{\theta}_{m,r}^{i-1}, \boldsymbol{\xi}_{m,r}^i)$ , and assume that the  $j$ -th entry of  $\nabla \mathbf{F}_{m,r} \in \mathbb{R}^d$  is within the range  $[\nabla F_{m,r,j}, \bar{\nabla} F_{m,r,j}]$ , the following two properties of stochastic quantization has been well established [7], [10].

$$\mathbb{E}_{\mathcal{Q}} [\mathcal{Q}(\Delta \boldsymbol{\theta}_{m,r}^I)] = \Delta \boldsymbol{\theta}_{m,r}^I \quad (21)$$

$$\mathbb{E}_{\mathcal{Q}} [\|\mathcal{Q}(\Delta \boldsymbol{\theta}_{m,r}^I) - \Delta \boldsymbol{\theta}_{m,r}^I\|^2] \leq \eta^2 J_{m,r}^2 \quad (22)$$

where  $J_{m,r}^2 \triangleq \frac{\delta_{m,r}^2}{(2^{B_{m,r}-1})^2}$  and that  $\delta_{m,r} \triangleq \sqrt{\frac{1}{4} \sum_{j=1}^d (\bar{\nabla} F_{m,r,j} - \nabla F_{m,r,j})^2}$ .

Based on the above assumptions and lemmas, we derive the following theorem which indicates that the optimality gap converges to 0 as  $T \rightarrow \infty$ .

**Theorem 1.** Let assumption 1~3 hold, choose  $\eta = K^*/(8LTI)^{\frac{1}{2}}$  and  $I \leq (TI)^{\frac{1}{4}}/K^{*\frac{3}{4}}$ , by adopting our proposed method, it yields that

$$\begin{aligned} \frac{1}{T} \sum_{r=1}^T \mathbb{E} [\|\nabla F(\boldsymbol{\theta}_r)\|^2 \mid \mathcal{W}_r \neq \emptyset] &\leq \frac{496L}{11(TIK^*)^{\frac{1}{2}}} (\mathbb{E}[F(\boldsymbol{\theta}_0)] - F^*) \\ &+ \frac{31}{88(TI)^{\frac{3}{2}} K^{*\frac{1}{2}}} \sum_{r=1}^T \sum_{m=1}^M \frac{1}{M} J_{m,r}^2 + \left( \frac{39}{88(TIK^*)^{\frac{1}{2}}} + \frac{1}{88(TIK^*)^{\frac{3}{4}}} \right) \frac{\sigma^2}{b} \\ &+ \left( \frac{4}{11(TIK^*)^{\frac{1}{2}}} + \frac{1}{22(TIK^*)^{\frac{3}{4}}} + \frac{31}{22(TI)^{\frac{1}{4}} K^{*\frac{5}{4}}} \right) \sum_{m=1}^M \frac{1}{M} D_m^2. \end{aligned} \quad (23)$$

*Proof.* The proof of Theorem 1 is provided in Appendix B.  $\square$

## V. SIMULATION RESULTS

To verify the advantages of our proposed method, we run experiments on the MNIST dataset, and distribute an equal amount of data to each client, and evaluate the performance of the following four methods under different settings.

- (i) Our proposed method employing digital transmission with  $P_e$  under  $\text{SNR} = 3$  per client and transmission rate  $R = 0.2$ .
- (ii) Quantized FL (QFL) employing digital/analog transmission with perfect links [10], i.e., when  $\text{SNR} = \infty$ .
- (iii) Non-blind QFL employing digital transmission [7] with  $P_e$  in (i). The updating rule of  $\Delta\theta_r$  follows Eq. 4 in [7], which is statistically unbiased estimation.
- (iv) blind QFL with  $P_e$  in (i), which refers to the scenarios where the PS is unaware of the identity of received clients, such as amplify-and-forward.

In the simulation, the number of clients is set to  $M = 10$ . W.L.O.G, clients are equipped with same stochastic quantizer with  $2^8 - 1$  quantization levels and boundary values of SQ are fixed. The number of training rounds is set to  $T = 20$ , the number of local iterations  $I = 5$ , the patch size per iteration is set to  $b = 1024$  and the learning rate is set to  $\eta = 0.01$ . The classifier model is implemented using a 4-layer convolutional neural network (CNN) with SGD optimizer that consists of two convolution layers with 10 and 20 output channels respectively followed by 2 fully connected layers.

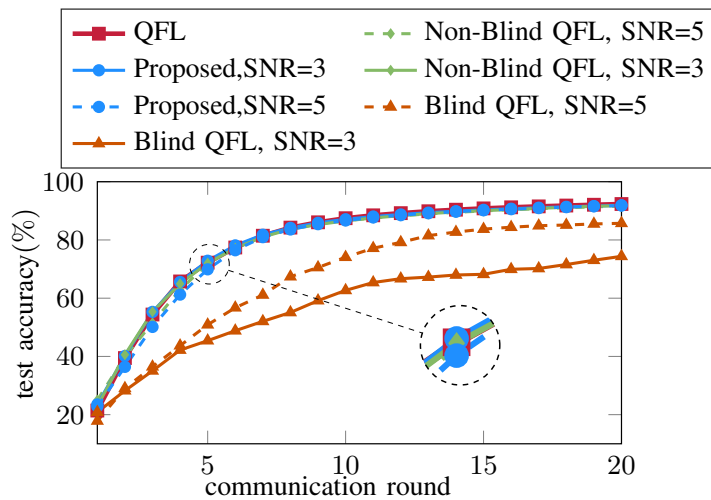


Fig. 2: Test accuracy comparison of four methods under different SNRs in terms of communication round under i.i.d. data distribution.

The average test accuracy of the global model over multiple runs at each round is plotted in Fig. 2 and Fig. 3 for i.i.d case and non-i.i.d. case, respectively. Under i.i.d data distribution, the training samples are shuffled and uniformly assigned to all clients. Under non-i.i.d. data distribution, each client is assigned 5 classes of data and 1 class of data respectively to achieve

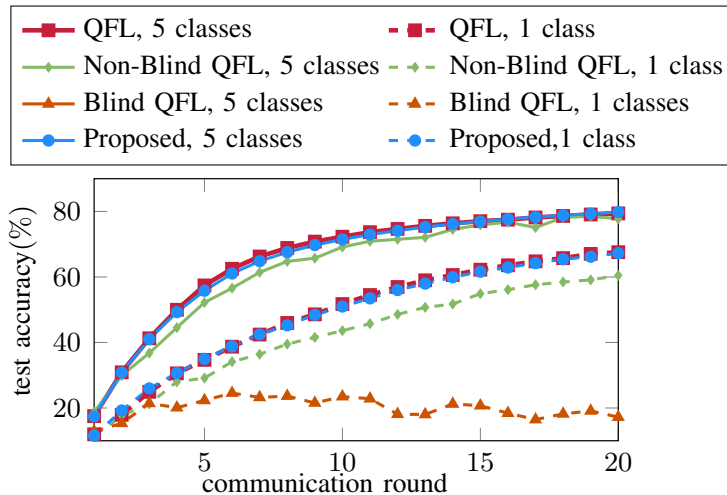


Fig. 3: Test accuracy comparison of four methods under different data imbalances in terms of communication round with SNR = 3.

different extents of data imbalance. From Fig. 2, we observe that only the learning performance of blind QFL deteriorates with decreased SNR due to more stragglers. The non-blind QFL works well in the presence of stragglers due to homogeneous data distribution across clients. However, with increasing data imbalance, as shown in Fig. 3, the non-blind QFL shows a slower convergence and larger generalization gap. The performance of blind QFL degrades significantly with a larger data imbalance. In both i.i.d. and non-i.i.d. cases, our proposed networking scheme effectively handles stragglers and almost achieves the same performance as the ideal scenarios with infinite SNR. Notably, in non-i.i.d. cases, only our proposed scheme is as stable as the ideal case without stragglers, i.e., QFL.

## VI. CONCLUSION

In this paper, we proposed a coded cooperative network for semi-decentralized FL over the wireless network, which does not require any prior information and is suitable for practical wireless scenarios. This is the first work to exploit coded diversity to mitigate stragglers in FL over wireless networks. Our work can be further extended in other areas.

## APPENDIX A

## PROOF OF LEMMA 1

*Proof 1.* W.L.O.G., assume that the probability of PS being unable to see local model update from client  $m$  is  $q$  through the i.i.d. symmetric network. Then, it can be written that

$$\begin{aligned}
 & \mathbb{E}_{\mathcal{W}_r} \left[ \sum_{m \in \mathcal{W}_r} \frac{1}{|\mathcal{W}_r|} \Delta \theta_{m,r}^I \middle| \mathcal{W}_r \neq \emptyset \right] \\
 &= \sum_{v=1}^M \sum_{\substack{\mathcal{W}_r \cap \bar{\mathcal{W}}_r = [M] \\ |\mathcal{W}_r|=v, |\bar{\mathcal{W}}_r|=M-v}} \frac{(1-q)^v q^{M-v}}{1-q^M} \frac{1}{v} \sum_{m \in \mathcal{W}_r} \Delta \theta_{m,r}^I \\
 &= \sum_{v=1}^M \frac{(1-q)^v q^{M-v}}{1-q^M} \frac{1}{v} \sum_{\substack{\mathcal{W}_r \cap \bar{\mathcal{W}}_r = [M] \\ |\mathcal{W}_r|=v, |\bar{\mathcal{W}}_r|=M-v}} \sum_{m \in \mathcal{W}_r} \Delta \theta_{m,r}^I \\
 &\stackrel{(a)}{=} \sum_{v=1}^M \frac{(1-q)^v q^{M-v}}{1-q^M} \frac{1}{v} \sum_{m=1}^M \binom{M-1}{v-1} \Delta \theta_{m,r}^I \\
 &\stackrel{(b)}{=} \sum_{v=1}^M \binom{M}{v} \frac{(1-q)^v q^{M-v}}{1-q^M} \frac{1}{M} \sum_{m=1}^M \Delta \theta_{m,r}^I \\
 &= \frac{1}{M} \sum_{m=1}^M \Delta \theta_{m,r}^I, \tag{24}
 \end{aligned}$$

where equality (a) holds because each client is counted  $\binom{M-1}{v-1}$  times by summing over all possible sets  $\mathcal{W}_r$ , equality (b) is due to  $\sum_{v=1}^M \binom{M}{v} \frac{(1-q)^v q^{M-v}}{1-q^M} = 1$ , since that  $\sum_{v=0}^M \binom{M}{v} (1-q)^v q^{M-v} = 1$  and that  $\binom{M}{0} (1-q)^0 q^{M-0} = q^M$ .  $\square$

*Proof 2.* Next, we prove the second conclusion in Lemma 1. Similar to the proof in (24), it holds that

$$\mathbb{E}_{\mathcal{W}_r} \left[ \sum_{m \in \mathcal{W}_r} \frac{1}{|\mathcal{W}_r|^2} \Delta \theta_{m,r}^I \middle| \mathcal{W}_r \neq \emptyset \right] \tag{25a}$$

$$= \sum_{v=1}^M \sum_{\substack{\mathcal{W}_r \cap \bar{\mathcal{W}}_r = [M] \\ |\mathcal{W}_r|=v, |\bar{\mathcal{W}}_r|=M-v}} \frac{(1-q)^v q^{M-v}}{1-q^M} \frac{1}{v^2} \sum_{m \in \mathcal{W}_r} \Delta \theta_{m,r}^I \tag{25b}$$

$$= \sum_{v=1}^M \frac{1}{v} \binom{M}{v} \frac{(1-q)^v q^{M-v}}{1-q^M} \frac{1}{M} \sum_{m=1}^M \Delta \theta_{m,r}^I \tag{25c}$$

$$\triangleq \sum_{m=1}^M \bar{\alpha}_m \theta_{m,r}^I. \tag{25d}$$

Let  $\Delta\theta_{m,r}^I = 1$ , comparison between (25a) and (25c) gives

$$\frac{1}{\bar{K}} \triangleq \mathbb{E} \left[ \frac{1}{|\mathcal{W}_r|} \middle| \mathcal{W}_r \neq \emptyset \right] = \sum_{v=1}^M \frac{1}{v} \binom{M}{v} \frac{(1-q)^v q^{M-v}}{1-q^M}. \quad (26)$$

Substitute (26) into (25c), we obtain the relation between  $\bar{\alpha}_m$  and  $\bar{K}$ .

$$\bar{\alpha}_m = \frac{1}{M\bar{K}} \quad (27)$$

□

*Proof 3.* Now, we prove the upper bound for the term  $\frac{1}{\bar{K}}$ .

$$\begin{aligned} & \sum_{v=1}^M \frac{1}{v} \binom{M}{v} (1-q)^v q^{M-v} \\ &= \sum_{v=1}^M \frac{1+v}{v} \frac{1}{1+v} \binom{M}{v} (1-q)^v q^{M-v} \\ &\stackrel{(c)}{=} \sum_{v=1}^M \frac{1+v}{v} \frac{1}{(M+1)(1-q)} \binom{M+1}{v+1} (1-q)^{v+1} q^{M-v} \\ &\stackrel{(d)}{\leq} 2 \sum_{v=1}^M \frac{1}{(M+1)(1-q)} \binom{M+1}{v+1} (1-q)^{v+1} q^{M-v} \\ &= \frac{2}{(M+1)(1-q)} \sum_{v=2}^{M+1} \binom{M+1}{v} (1-q)^v q^{M-v+1} \\ &\stackrel{(e)}{=} \frac{2}{(M+1)(1-q)} (1-q^{M+1} - (M+1)(1-q)q^M) \\ &\leq \frac{2}{(M+1)(1-q)} \end{aligned} \quad (28)$$

where equality (c) is due to  $\frac{1}{1+v} \binom{M}{v} = \frac{1}{M+1} \binom{M+1}{v+1}$ , inequality (d) is due to  $\frac{1+v}{v} \leq 2$  since  $v \leq 1$  in the sum, equality (e) is due to  $\sum_{v=0}^{M+1} \binom{M+1}{v} (1-q)^v q^{M-v+1} = 1$ .

By (28) and (26), we can bound  $\frac{1}{\bar{K}}$  as

$$\begin{aligned} \frac{1}{\bar{K}} &\leq \frac{2}{(M+1)(1-q)(1-q^M)} \\ &\stackrel{(f)}{\leq} \frac{2}{(M+1)(1-P_e^{2M-1})(1-P_e^{M(2M-1)})} \triangleq \frac{1}{K^*}, \end{aligned} \quad (29)$$

where inequality (f) is simply due to the fact  $q \leq P_e^{2M-1}$ . □

APPENDIX B

PROOF OF THEOREM 1

The proof of Theorem 1 closely follows the proof of Theorem 1 in [7], which bounds the optimality gap of QFL in the presence of communication stragglers with client sampling. Here, we will only provide the sketch proof and detail the differing aspects.

By A.1, we have

$$\mathbb{E}[F(\boldsymbol{\theta}_{r+1})] - \mathbb{E}[F(\boldsymbol{\theta}_r)] \stackrel{\text{A.1}}{\leq} \mathbb{E}[\langle \nabla F(\boldsymbol{\theta}_r), \boldsymbol{\theta}_{r+1} - \boldsymbol{\theta}_r \rangle] + \frac{L}{2} \mathbb{E}[\|\boldsymbol{\theta}_{r+1} - \boldsymbol{\theta}_r\|^2]. \quad (30)$$

The following three key lemmas are required for the complete proof of Theorem 1.

**Lemma 3.** *Under A.1~A.3, it holds that*

$$\begin{aligned} & \mathbb{E} \left[ \left\langle \nabla F(\boldsymbol{\theta}_r), \sum_{m \in \mathcal{W}_r} \frac{1}{|\mathcal{W}_r|} \mathcal{Q}(\Delta \boldsymbol{\theta}_{m,r}^I) \right\rangle \right] \\ & \leq -\frac{\eta I}{2} \mathbb{E}[\|\nabla F(\boldsymbol{\theta}_r)\|^2] + \frac{\eta L^2}{M} \sum_{m=1}^M \sum_{i=1}^I \mathbb{E}[\|\boldsymbol{\theta}_r - \boldsymbol{\theta}_{m,r}^{i-1}\|^2]. \end{aligned} \quad (31)$$

*Proof.* The proof is provided in Appendix C. □

**Lemma 4.** *Under A.1~A.3, it holds that*

$$\begin{aligned} & \mathbb{E}[\|\boldsymbol{\theta}_{r+1} - \boldsymbol{\theta}_r\|^2] \\ & \leq \frac{I\sigma^2}{b\bar{K}} + \eta^2 \sum_{m=1}^M \bar{\alpha}_m J_{m,r}^2 + \frac{2IL^2}{M} \mathbb{E}[\|\boldsymbol{\theta}_{m,r}^{i-1} - \boldsymbol{\theta}_r\|^2] + 4I^2 \sum_{m=1}^M \bar{\alpha}_m D_m^2 + 4I^2 \mathbb{E}[\|\nabla F(\boldsymbol{\theta}_r)\|^2] \end{aligned} \quad (32)$$

*Proof.* The proof is provided in Appendix D. □

**Lemma 5.** *Under A.1~A.3, it holds that*

$$\sum_{i=1}^I \mathbb{E}[\|\boldsymbol{\theta}_{m,r+1}^{i-1} - \boldsymbol{\theta}_r\|^2] \leq \frac{\eta^2 I^3 \frac{\sigma^2}{b} + 4\eta^2 E^3 D_m^2 + 4\eta^2 E^3 \mathbb{E}[\|\nabla F(\boldsymbol{\theta}_r)\|^2]}{1 - 2\eta^2 I^2 L^2} \quad (33)$$

*Proof.* The proof can be found in Appendix B of [7]. □

Our Lemma 3, Lemma 4, and Lemma 5 are mathematically the same as Lemma 3~5 in [7] when  $q$  is identical and  $p_i = \frac{1}{M}$  in [7]. Thus, our theorem can be derived the same way as the corollary 1 in [7].

APPENDIX C  
PROOF OF LEMMA 3

*Proof.*

$$\begin{aligned}
 & \mathbb{E} \left[ \left\langle \nabla F(\boldsymbol{\theta}_r), \sum_{m \in \mathcal{W}_r} \frac{1}{|\mathcal{W}_r|} \mathcal{Q}(\Delta \boldsymbol{\theta}_{m,r}^I) \right\rangle \right] \\
 & \stackrel{(g)}{=} \mathbb{E} \left[ \left\langle \nabla F(\boldsymbol{\theta}_r), \frac{1}{M} \sum_{m=1}^M \mathcal{Q}(\Delta \boldsymbol{\theta}_{m,r}^I) \right\rangle \right] \\
 & \stackrel{(h)}{=} \mathbb{E} \left[ \left\langle \nabla F(\boldsymbol{\theta}_r), \frac{1}{M} \sum_{m=1}^M \Delta \boldsymbol{\theta}_{m,r}^I \right\rangle \right] \\
 & \stackrel{\text{A.2}}{=} -\eta \sum_{i=1}^I \mathbb{E} \left[ \left\langle \nabla F(\boldsymbol{\theta}_r), \frac{1}{M} \sum_{m=1}^M \nabla F_m(\boldsymbol{\theta}_{m,r}^{i-1}) \right\rangle \right] \\
 & \stackrel{(i)}{=} -\frac{\eta}{2} \sum_{i=1}^I \mathbb{E} [\|\nabla F(\boldsymbol{\theta}_r)\|^2] - \frac{\eta}{2} \sum_{i=1}^I \mathbb{E} \left[ \left\| \frac{1}{M} \sum_{m=1}^M \nabla F_m(\boldsymbol{\theta}_{m,r}^{i-1}) \right\|^2 \right] \\
 & \quad + \frac{\eta}{2} \sum_{i=1}^I \mathbb{E} \left[ \left\| \nabla F(\boldsymbol{\theta}_r) - \frac{1}{M} \sum_{m=1}^M \nabla F_m(\boldsymbol{\theta}_{m,r}^{i-1}) \right\|^2 \right] \\
 & \leq -\frac{\eta I}{2} \mathbb{E} [\|\nabla F(\boldsymbol{\theta}_r)\|^2] + \frac{\eta}{2} \sum_{i=1}^I \mathbb{E} \left[ \left\| \nabla F(\boldsymbol{\theta}_r) - \frac{1}{M} \sum_{m=1}^M \nabla F_m(\boldsymbol{\theta}_{m,r}^{i-1}) \right\|^2 \right] \\
 & \stackrel{(j)}{\leq} -\frac{\eta I}{2} \mathbb{E} [\|\nabla F(\boldsymbol{\theta}_r)\|^2] + \eta \sum_{i=1}^I \mathbb{E} \left[ \left\| \nabla F(\boldsymbol{\theta}_r) - \frac{1}{M} \sum_{m=1}^M \nabla F_m(\boldsymbol{\theta}_r) \right\|^2 \right] \\
 & \quad + \eta \sum_{i=1}^I \mathbb{E} \left[ \left\| \frac{1}{M} \sum_{m=1}^M \nabla F_m(\boldsymbol{\theta}_r) - \frac{1}{M} \sum_{m=1}^M \nabla F_m(\boldsymbol{\theta}_{m,r}^{i-1}) \right\|^2 \right] \\
 & \stackrel{(k)}{=} -\frac{\eta I}{2} \mathbb{E} [\|\nabla F(\boldsymbol{\theta}_r)\|^2] + \frac{\eta}{M} \sum_{m=1}^M \sum_{i=1}^I \mathbb{E} [\|\nabla F_m(\boldsymbol{\theta}_r) - \nabla F_m(\boldsymbol{\theta}_{m,r}^{i-1})\|^2] \\
 & \stackrel{\text{A.1}}{\leq} -\frac{\eta I}{2} \mathbb{E} [\|\nabla F(\boldsymbol{\theta}_r)\|^2] + \frac{\eta L^2}{M} \sum_{m=1}^M \sum_{i=1}^I \mathbb{E} [\|\boldsymbol{\theta}_r - \boldsymbol{\theta}_{m,r}^{i-1}\|^2], \tag{34}
 \end{aligned}$$

where (g) follows Lemma 1, (h) follows Lemma 2, (i) is due to the basic property  $\langle a, b \rangle = \frac{1}{2}\|a\|^2 + \frac{1}{2}\|b\|^2 - \frac{1}{2}\|a-b\|^2$ , (j) is due to  $\|a+b\|^2 \leq 2\|a\|^2 + 2\|b\|^2$ , (k) is due to unbiased estimation and the fact that  $\nabla F(\boldsymbol{\theta}_r) = \frac{1}{M} \sum_{m=1}^M \nabla F_m(\boldsymbol{\theta}_r)$ .  $\square$



APPENDIX D  
PROOF OF LEMMA 4

*Proof.*

$$\begin{aligned}
 & \mathbb{E} [\|\boldsymbol{\theta}_{r+1} - \boldsymbol{\theta}_r\|^2] \\
 &= \mathbb{E} \left[ \left\| \sum_{m \in \mathcal{W}_r} \frac{1}{|\mathcal{W}_r|} \mathcal{Q}(\Delta \boldsymbol{\theta}_{m,r}^I) \right\|^2 \right] \\
 &\stackrel{(l)}{=} \mathbb{E} \left[ \left\| \sum_{m \in \mathcal{W}_r} \frac{1}{|\mathcal{W}_r|} \Delta \boldsymbol{\theta}_{m,r}^I \right\|^2 \right] + \mathbb{E} \left[ \left\| \sum_{m \in \mathcal{W}_r} \frac{1}{|\mathcal{W}_r|} (\Delta \boldsymbol{\theta}_{m,r}^I - \mathcal{Q}(\Delta \boldsymbol{\theta}_{m,r}^I)) \right\|^2 \right] \\
 &\stackrel{(m)}{=} \underbrace{\eta^2 \mathbb{E} \left[ \left\| \sum_{m \in \mathcal{W}_r} \frac{1}{|\mathcal{W}_r|} \sum_{i=1}^I (\nabla F_m(\boldsymbol{\theta}_{m,r}^{i-1}, \boldsymbol{\xi}_{m,r}^i) - \nabla F_m(\boldsymbol{\theta}_{m,r}^{i-1})) \right\|^2 \right]}_{T_1} \\
 &\quad + \underbrace{\eta^2 \mathbb{E} \left[ \left\| \sum_{m \in \mathcal{W}_r} \frac{1}{|\mathcal{W}_r|} \sum_{i=1}^I \nabla F_m(\boldsymbol{\theta}_{m,r}^{i-1}) \right\|^2 \right]}_{T_2} + \underbrace{\mathbb{E} \left[ \left\| \sum_{m \in \mathcal{W}_r} \frac{1}{|\mathcal{W}_r|} (\mathcal{Q}(\Delta \boldsymbol{\theta}_{m,r}^I) - \Delta \boldsymbol{\theta}_{m,r}^I) \right\|^2 \right]}_{T_3}, \quad (35)
 \end{aligned}$$

where (m) and (n) both follows the fact that  $\mathbb{E}[\|x\|^2] = \|\mathbb{E}[x]\|^2 + \mathbb{E}[\|x - \mathbb{E}[x]\|^2]$ . Additionally, (n) also utilize Assumption 2. Next, we provide the upper bounds for the terms  $T_1$ , and  $T_3$  respectively.

$$\begin{aligned}
 T_1 &\stackrel{(n)}{=} \mathbb{E} \left[ \frac{\sum_{m \in \mathcal{W}_r} \sum_{i=1}^I \|\nabla F_m(\boldsymbol{\theta}_{m,r}^{i-1}, \boldsymbol{\xi}_{m,r}^i) - \nabla F_m(\boldsymbol{\theta}_{m,r}^{i-1})\|^2}{|\mathcal{W}_r|^2} \right] \\
 &\stackrel{A.2}{\leq} \mathbb{E} \left[ \frac{I \frac{\sigma^2}{b}}{|\mathcal{W}_r|} \right] = \frac{I \sigma^2}{b} \mathbb{E} \left[ \frac{1}{|\mathcal{W}_r|} \right] \stackrel{L.1}{=} \frac{I \sigma^2}{b \bar{K}}, \quad (36)
 \end{aligned}$$

where (n) is due to unbiased estimation.

$$T_3 = \mathbb{E} \left[ \frac{\sum_{m \in \mathcal{W}_r} \|\mathcal{Q}(\Delta \boldsymbol{\theta}_{m,r}^I) - \Delta \boldsymbol{\theta}_{m,r}^I\|^2}{|\mathcal{W}_r|^2} \right] \stackrel{L.2}{\leq} \mathbb{E} \left[ \frac{\sum_{m \in \mathcal{W}_r} \eta^2 J_{m,r}^2}{|\mathcal{W}_r|^2} \right] \stackrel{L.1}{=} \eta^2 \sum_{m=1}^M \bar{\alpha}_m J_{m,r}^2 \quad (37)$$

Now we focus on bounding  $T_2$ .

$$\begin{aligned}
 T_2 &= \mathbb{E} \left[ \left\| \sum_{m \in \mathcal{W}_r} \frac{1}{|\mathcal{W}_r|} \sum_{i=1}^I \nabla F_m(\boldsymbol{\theta}_{m,r}^{i-1}) \right\|^2 \right] \\
 &\stackrel{(o)}{\leq} 2 \mathbb{E} \left[ \left\| \sum_{m \in \mathcal{W}_r} \frac{1}{|\mathcal{W}_r|} \sum_{i=1}^I (\nabla F_m(\boldsymbol{\theta}_{m,r}^{i-1}) - \nabla F_m(\boldsymbol{\theta}_r)) \right\|^2 \right] + 2 \mathbb{E} \left[ \left\| \sum_{m \in \mathcal{W}_r} \frac{1}{|\mathcal{W}_r|} \sum_{i=1}^I \nabla F_m(\boldsymbol{\theta}_r) \right\|^2 \right]
 \end{aligned}$$

$$\begin{aligned}
&\stackrel{(p)}{\leq} 2I\mathbb{E} \left[ \sum_{m \in \mathcal{W}_r} \frac{1}{|\mathcal{W}_r|} \sum_{i=1}^I \|\nabla F_m(\boldsymbol{\theta}_{m,r}^{i-1}) - \nabla F_m(\boldsymbol{\theta}_r)\|^2 \right] + 2\mathbb{E} \left[ \left\| \sum_{m \in \mathcal{W}_r} \frac{1}{|\mathcal{W}_r|} \sum_{i=1}^I \nabla F_m(\boldsymbol{\theta}_r) \right\|^2 \right] \\
&\stackrel{L.1}{\leq} \frac{2I}{M} \sum_{m=1}^M \sum_{i=1}^I \mathbb{E} \left[ \|\nabla F_m(\boldsymbol{\theta}_{m,r}^{i-1}) - \nabla F_m(\boldsymbol{\theta}_r)\|^2 \right] + 2\mathbb{E} \left[ \left\| \sum_{m \in \mathcal{W}_r} \frac{1}{|\mathcal{W}_r|} \sum_{i=1}^I \nabla F_m(\boldsymbol{\theta}_r) \right\|^2 \right] \\
&\stackrel{A.1}{\leq} \frac{2IL^2}{M} \mathbb{E} \left[ \|\boldsymbol{\theta}_{m,r}^{i-1} - \boldsymbol{\theta}_r\|^2 \right] + \underbrace{2I^2 \mathbb{E} \left[ \left\| \sum_{m \in \mathcal{W}_r} \frac{1}{|\mathcal{W}_r|} \nabla F_m(\boldsymbol{\theta}_r) \right\|^2 \right]}_{T_{2-1}}, \tag{38}
\end{aligned}$$

where (o) follows basic property  $\|a + b\|^2 \leq 2\|a\|^2 + 2\|b\|^2$ , and (p) follows the convexity of  $l_2$ -norm.

Furthermore, we have

$$\begin{aligned}
T_{2-1} &\stackrel{(q)}{=} 4I^2 \mathbb{E} \left[ \left\| \sum_{m \in \mathcal{W}_r} \frac{1}{|\mathcal{W}_r|} (\nabla F_m(\boldsymbol{\theta}_r) - F(\boldsymbol{\theta}_r)) \right\|^2 \right] + 4I^2 \mathbb{E} [\|\nabla F(\boldsymbol{\theta}_r)\|^2] \\
&\stackrel{(r)}{=} 4I^2 \mathbb{E} \left[ \frac{\sum_{m \in \mathcal{W}_r} \|\nabla F_m(\boldsymbol{\theta}_r) - F(\boldsymbol{\theta}_r)\|^2}{|\mathcal{W}_r|^2} \right] + 4I^2 \mathbb{E} [\|\nabla F(\boldsymbol{\theta}_r)\|^2] \\
&\stackrel{A.3}{\leq} 4I^2 \sum_{m=1}^M \bar{\alpha}_m D_m^2 + 4I^2 \mathbb{E} [\|\nabla F(\boldsymbol{\theta}_r)\|^2], \tag{39}
\end{aligned}$$

where (q) follows  $\mathbb{E}[\|x\|^2] = \|\mathbb{E}[x]\|^2 + \mathbb{E}[\|x - \mathbb{E}[x]\|^2]$  and Lemma 1, (r) is due to unbiased estimation given by Lemma 1 and Lemma 2 in [14]. By substituting (39) into (40), we obtain the bound for  $T_2$  as follows.

$$T_2 \leq \frac{2IL^2}{M} \mathbb{E} \left[ \|\boldsymbol{\theta}_{m,r}^{i-1} - \boldsymbol{\theta}_r\|^2 \right] + 4I^2 \sum_{m=1}^M \bar{\alpha}_m D_m^2 + 4I^2 \mathbb{E} [\|\nabla F(\boldsymbol{\theta}_r)\|^2] \tag{40}$$

Substitute (36), (40), (37) into (35), we acquire lemma 4.

□

## REFERENCES

- [1] B. McMahan, E. Moore, D. Ramage, S. Hampson, and B. A. y Arcas, “Communication-efficient learning of deep networks from decentralized data,” in *Artificial intelligence and statistics*. PMLR, 2017, pp. 1273–1282.
- [2] Z. Yang, M. Chen, K.-K. Wong, H. V. Poor, and S. Cui, “Federated learning for 6g: Applications, challenges, and opportunities,” *Engineering*, vol. 8, pp. 33–41, 2022.
- [3] H. Zhu, J. Xu, S. Liu, and Y. Jin, “Federated learning on non-iid data: A survey,” *Neurocomputing*, vol. 465, pp. 371–390, 2021.
- [4] M. M. Amiri and D. Gündüz, “Federated learning over wireless fading channels,” *IEEE Transactions on Wireless Communications*, vol. 19, no. 5, pp. 3546–3557, 2020.

- [5] C. T. Dinh, N. H. Tran, M. N. H. Nguyen, C. S. Hong, W. Bao, A. Y. Zomaya, and V. Gramoli, "Federated learning over wireless networks: Convergence analysis and resource allocation," *IEEE/ACM Transactions on Networking*, vol. 29, no. 1, pp. 398–409, 2021.
- [6] D. Gündüz, D. B. Kurka, M. Jankowski, M. M. Amiri, E. Ozfatura, and S. Sreekumar, "Communicate to learn at the edge," *IEEE Communications Magazine*, vol. 58, no. 12, pp. 14–19, 2020.
- [7] Y. Wang, Y. Xu, Q. Shi, and T.-H. Chang, "Quantized federated learning under transmission delay and outage constraints," *IEEE Journal on Selected Areas in Communications*, vol. 40, no. 1, pp. 323–341, 2021.
- [8] T. T. Vu, D. T. Ngo, H. Q. Ngo, M. N. Dao, N. H. Tran, and R. H. Middleton, "Straggler effect mitigation for federated learning in cell-free massive mimo," in *ICC 2021-IEEE International Conference on Communications*. IEEE, 2021, pp. 1–6.
- [9] M. Yemini, R. Saha, E. Ozfatura, D. Gündüz, and A. J. Goldsmith, "Semi-decentralized federated learning with collaborative relaying," in *2022 IEEE International Symposium on Information Theory (ISIT)*. IEEE, 2022, pp. 1471–1476.
- [10] M. M. Amiri, D. Gunduz, S. R. Kulkarni, and H. V. Poor, "Federated learning with quantized global model updates," 2020.
- [11] M. Xiao and M. Skoglund, "Multiple-user cooperative communications based on linear network coding," *IEEE Transactions on Communications*, vol. 58, no. 12, pp. 3345–3351, 2010.
- [12] X. Li, K. Huang, W. Yang, S. Wang, and Z. Zhang, "On the convergence of fedavg on non-iid data," *arXiv preprint arXiv:1907.02189*, 2019.
- [13] M. M. Amiri, D. Gündüz, S. R. Kulkarni, and H. V. Poor, "Convergence of federated learning over a noisy downlink," *IEEE Transactions on Wireless Communications*, vol. 21, no. 3, pp. 1422–1437, 2022.
- [14] J. Wang, Q. Liu, H. Liang, G. Joshi, and H. V. Poor, "Tackling the objective inconsistency problem in heterogeneous federated optimization," *Advances in neural information processing systems*, vol. 33, pp. 7611–7623, 2020.