

A Mechanism for Optimizing Media Recommender Systems

Brian McFadden*

June 22, 2024

Abstract

A mechanism is described that addresses the fundamental trade off between media producers who want to increase reach and consumers who provide attention based on the rate of utility received, and where overreach negatively impacts that rate. An optimal solution can be achieved when the media source considers the impact of overreach in a cost function used in determining the optimal distribution of content to maximize individual consumer utility and participation. The result is a Nash equilibrium between producer and consumer that is also Pareto efficient. Comparison with the literature on Recommender systems highlights the advantages of the mechanism. A practical algorithm to generate the optimal distribution for each consumer is provided.

1 Overview

In this analysis a media source or service¹ is where content² flows from producer to consumer in a many to many way or a one to many way. In a social network, for example, there are potentially many users producing content and many consuming it, and those who produce and consume may overlap. Alternatively, a publisher producing news or specialized content, for example, may consist of a single producer with potentially many consumers.

The media source uses a specialized system to control the distribution of media from producer to consumer, and seeks to optimize the participation of producer and consumer on this specialized system. Understanding how to achieve improved participation requires understanding the dynamics of an utility maximizing consumer as well as the long and short term benefits and costs to the producer. This paper provides a new view of those dynamics and interactions, and lays out an algorithmic procedure for the media source to improve sustainable participation.

In this section the particulars of the producers and consumers are further described. In the next section the dynamics of utility maximizing consumers and the control options of the media source are discussed and analyzed. A theorem is postulated for the media source to optimize utility and participation of the consumer. Further in the second section the objectives of the producer and the media source are analyzed, and a class of cost functions are derived. A mechanism using the cost functions is shown to assure an effective Nash equilibrium where the media source cannot further improve value to the consumer or the producer, and the equilibrium is further shown to be Pareto efficient.

The third section discusses the implications of the model and algorithm. The applicability in different scenarios is discussed as well as counter examples where the mechanism might not work. Applications and comparisons with relevant Computer Science literature on Recommender systems is also discussed.

The final section concludes with a summary of results and additional thoughts. One outcome of this analysis is that the media source may need to accept limits on what is distributed to an individual

*Adjunct Scholar, Economics Department, University of Miami Herbert Business School, email: bdm.econ@gmail.com, X: @BMcFadden_econ

¹Conceptually the media source includes news outlets, broadcast media, social networks, advertising, online publishers, newsletters, print publications, etc.

²The media is not limited to one type, and could be textual, video, or audio.

consumer to achieve optimal long term participation. The results of this analysis provide a normative step for the media source to identify and implement those limits.

1.1 Consumers

It is well known from cognitive science research that the ability for humans to process images and audio is capacity limited and hence rate limited, Marois and Ivanoff (2005). It is also known that visual and audio rate limits are relatively independent,³ and the rate limits vary by individual.⁴ The complexity of images affects the rate that they can be processed.⁵ However, nothing in the neural or cognitive science literature suggests the ability to act on different stimuli simultaneously.⁶ Hence, true multitasking is not possible.⁷

The fact that individuals differ in their rate limits and that rate limits differ between visual and audio implicitly suggests how different individuals might be capable of consuming media at different rates or preferring different media types. This is consistent with studies by Pew Research Center (2016) suggesting different individuals will prefer different media types for the same content. For example, some individuals will prefer to watch the news, while others will prefer to read the news.

Thus, following McFadden (2019), the decision to consume additional media from a media source depends on the rate of utility or value that the consumer expects to receive from that source. Let this rate be denoted as q . Value to the consumer and utility will be interchangeable in the rest of this paper.

The consumers have a perception of what the rate will be before they consume additional media. This perception results from past experience and current knowledge or signals they receive. The past experience can be characterized by historical observations of different rates. An implicit distribution of past rates provides the consumer with a basis for the expected rate. The signals they may receive represent an advanced notice from the media source or other events that allow the consumers to alter the anticipated rate from the rate that might otherwise be expected.

Much of the prior media consumption related economic research⁸ has focused on the accumulation of value or the total utility. The total and rate are only equivalent in special cases where the media consumption interval for each media source is fixed. Here there is no reason for the the choices to have the same consumption interval, and especially so for more spontaneous real-time decisions.⁹

The quantity of content is measured in units. The relation between consumer value for a content unit, c , and rate, q , for a specific consumer is $q = \frac{c}{\rho}$ where ρ is the time required for the consumer to consume a unit of content.¹⁰ The value of ρ varies by consumer and media source. Here we are focused on an optimization particular for a consumer and media source. Thus, in this presentation ρ becomes a scale parameter and can be set to one. Setting $\rho = 1$ implies that the unit of content will correspond with a unit of time. Any analysis with multiple media sources or consumers will likely require a specific ρ for each combination of media source and consumer to account for the differences.

It is assumed that the values the consumer would assign to units or groups of units can be assessed with reasonable accuracy by the media source. For example, utilizing machine learning, statistical methods, deep learning, or knowledge based systems¹¹ and other indicators of preference. These values can be normalized or transformed as needed. Negative values are plausible and could indicate consumer disinterest, and a value of zero would indicate indifference.

³Marois and Ivanoff (2005)

⁴Marois and Ivanoff (2005) and Todd and Marois (2005)

⁵Marois and Ivanoff (2005)

⁶“processing multiple information streams is...a challenge for human cognition” Ophir, Nass, and Wagner (2009), and “...we can hardly perform two tasks at once” Marois and Ivanoff (2005).

⁷Although, individuals differ in their ability to task switch Ophir, Nass, and Wagner (2009)

⁸See for example, Anderson and Coate (2005) and Ambrus, Calvano, and Reisinger (2016)

⁹McFadden (2019)

¹⁰McFadden (2019)

¹¹Li and Wang (2019), Wu et al. (2023), and Chen et al. (2024) provide further details.

1.2 Producers

For each content unit and consumer there is a value, p , that goes to the producer of the content when the content unit is consumed by the consumer. Negative values are plausible and indicate that the producer would prefer that the consumer does not consume the unit. A zero value would mean that the producer is indifferent or simply gets no value from that consumer. Producer values can be normalized and transformed as needed. Further details are described below.

2 Media Source Dynamics

Let D be a discrete frequency distribution of content units over a contiguous set of p and c combinations. Frequency distributions could be derived from historical rates for combinations of p and c and refined by other factors like day of week, time of year, weather, etc. The distribution could also be limited to a certain range of p and c .

The distribution D can be defined by a region, R , bounding the set of p and c combinations, a normalized density function within the region, $\Phi(R)$, and a scalar, N . The scalar, N , also referenced as the distribution volume, is essentially the multiplier between the frequency distribution and the normalized density. So, the distribution, D_R , represents a tuple $\{R, \Phi, N\}$. Distributions may be combined with $D' = D_1 + D_2$ corresponding to the additive combination of frequencies of the distributions D_1 and D_2 , thus $R' = R_1 \cup R_2$ and $N' = N_1 + N_2$ and Φ' is the normalization of the resulting frequency distribution. Much of the math used to prove the theorems in this paper revolve around the combination of frequency distributions. Additional details are in the appendix.

Let D_{all} be the distribution over all possible combinations of p and c . The distribution D_{all} can be viewed as a prediction of all the content units potentially available to a consumer over a period of time, or in some situations the candidate content available to the consumer.

Let Q be a function operating on region R with distribution D_R to produce an anticipated q for D_R ,

$$q_R = Q(D_R)$$

There may be alternative options for Q , but overall the most logical and simplest is the expected value function. For example, let r be a point in R so $Q(D_R) = E(c|D_R) = \sum_{\forall r \in R} \phi_r c_r$ where c_r is the value of c and ϕ_r is the density at point r .

As in McFadden (2019) consumers implicitly rank available media sources by their anticipated q and consume from the top ranked media source first. Media is consumed until the additional time needed to consume more media would generate a higher rate of utility acquisition from a non-media activity.¹² The threshold for the individual's total media consumption per period varies with fluctuations in available media and availability of other activities. Logically, a larger q for a media source means the consumer will consume more because the rate of utility acquisition from the media source would more likely exceed the rates of other media sources and alternative activities. Thus, the potential participation a consumer has for consuming from a media source increases with q .

Specifically, let $M(q)$ be the predicted potential participation in terms of units consumed for a period. M is monotonically increasing and specific to each consumer. It could be estimated from past observations and specific to external variables like day of week, time of year, weather, etc. The potential participation for the distribution D is thus $M(Q(D))$ or for notational simplicity $M(D)$.

Consider a process using distribution D to generate the content made available to the consumer. The value $M(D)$ then reflects the potential participation of the consumer who is anticipating a process with distribution D .

¹²As in Evans (1972) it is assumed that utility is derived from activities (be they physical or mental) and not explicitly from the properties or characteristics of goods. This contrasts with the intermediate goods in Becker 1965 or DeSerpa 1971 that are produced and consumed. See Jara-Díaz 2003 for additional details.

Let $N(D)$ be the function that returns the volume, or simply the number of content units represented by D . Further let $W(D)$ be defined as:

$$W(D) = \begin{cases} N(D) & \text{if } M(D) > N(D) \\ M(D) & \text{if } M(D) < N(D) \end{cases} \quad (1)$$

While $M(D)$ indicates the units of potential participation, $W(D)$ will be the actual participation. If the region for D is small, but has points with large c , then W is limited by N , the number of units. The consumer would potentially consume more, but is limited by the quantity available, N . On the other hand, if the region is large, and there are lots of points with low c that push q and M lower, W for the region is limited by M . There are plenty of content units, but the consumer is only motivated to consume M units.

Let $\Theta = \{D_0, D_1 \dots D_j \dots\}$ be a sequence of distributions where D_0 is the starting distribution. If the sequence is selected so that $N(D_j)$ increases with j and $Q(D_j)$ decreases with j (implying that M is also decreasing) going up to the distribution D_{all} , we will have a visualization of equation 1 as in Figure 2.1. Let D^* be the distribution where $N = M$.

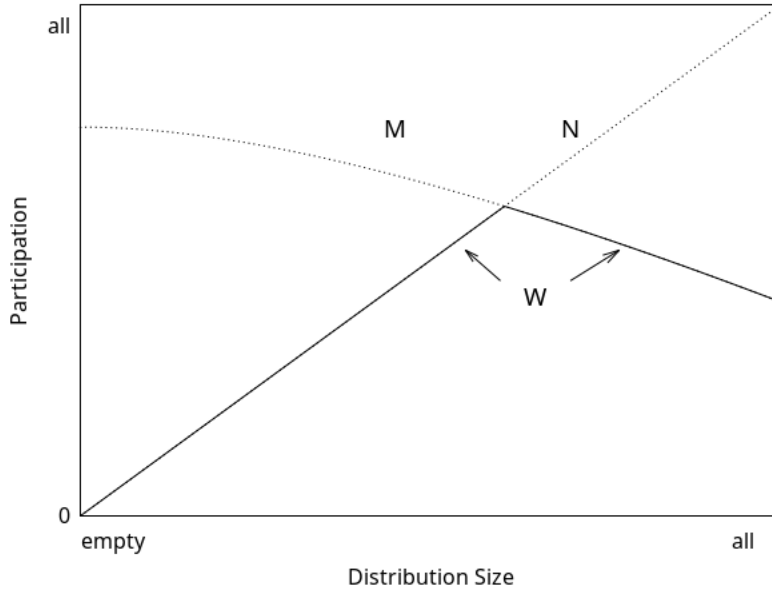


Figure 2.1:

One scenario to describe what might occur over multiple periods is the case where D_{all} and Θ are in a steady state with no fluctuations. For this situation, D^* for a particular consumer would be the same for each time period in the steady state. Assuming the consumer knows or has learned that the underlying process generating the content is in a steady state with distribution D^* , the consumer would expect the same number of content units N , and the same anticipated q , per period. Thus the same participation M for the anticipated q .

The alternative to the steady state is the case where D_{all} and Θ fluctuate. In this scenario the consumer does not know the values of N or the anticipated q . However, if the consumer believes that $N = M$ regardless of the fluctuations, they can safely consume the full $N(D)$ without having to speculate or approximate the anticipated q .

As long as $N(D) \leq M(D)$ the consumer's realized q for the period will be at or above the threshold for consuming the content generated by D . The consumer will not feel that they consumed more than they should have, nor would they have any anticipation that they should consume less in future periods.

On the other hand if $N(D) > M(D)$ the consumer's realized q for the period will be below the threshold to consume $N(D)$ and they will be more hesitant to consume the full $N(D)$ in the future. How

the consumer is able to react or adapt to receiving too much content along with structure imposed by the media source will determine the net benefit to the consumer and the media source. If the consumer is able to fully adapt to extra content they will be able to limit consumption to $M(D)$ otherwise they will react in future periods by consuming less. Additional details are below and in the appendix.

2.1 Consumer Optimal Consumption

Definition 1 (Monotonically Decreasing). A sequence of distributions $\Theta = \{D_0, D_1 \cdots D_j \cdots D_{all}\}$ is monotonically decreasing when $N(D_j)$ is increasing in j , and $M(D_j)$ is not increasing in j , specifically $N(D_{j-1}) < N(D_j)$ and $M(D_{j-1}) \geq M(D_j) \forall j > 0$.

Definition 2 (Incremental Distribution). An incremental distribution, D' , is a distribution derived from distribution D with regions R' and R and scalars N' and N respectively and where r represents a point such that:

- (i) the incremental distribution is expansive when $R \subset R'$, $N \leq N'$, and $\forall r \in R$, $N'\phi'_r = N\phi_r$, and
- (ii) the incremental distribution is reductive when $R \supset R'$, $N \geq N'$, and $\forall r \in R'$, $N'\phi'_r = N\phi_r$.

An expansive incremental distribution expands the scalar N and the size of the region relative to the original distribution. While a reductive incremental distribution reduces the scalar N and the size of the region relative to the original distribution. The sequence of distributions Θ will be expansive in the rest of this analysis unless otherwise indicated.

Definition 3 (Generally Decreasing). A sequence of distributions $\Theta = \{D_0, D_1 \cdots D_j \cdots D_{all}\}$ is generally decreasing in j if $Q(D_0) \geq Q(D_j) \forall j$ and $M(Q(D_0)) > N(D_0)$ when the sequence is expansive, and $Q(D_0) \leq Q(D_j) \forall j$ and $M(Q(D_0)) < N(D_0)$ when reductive.

The restriction that M is generally decreasing in j allows for the possibility that $M_j < M_{j+1}$ provided that on average M is decreasing in j .

Lemma 1. *For a monotonically decreasing sequence of distributions $\Theta = \{D_0, D_1 \cdots D_j \cdots D_{all}\}$ where $M(D_0) > N(D_0)$, and $M(D_{all}) < N(D_{all})$, the distribution D^* where $M(D^*) = N(D^*)$ will be the distribution that maximizes $W(D) = \min(M(D), N(D))$.*

Lemma 1 confirms distribution D^* maximizes $W(D)$ for the monotonically decreasing sequence of distributions Θ .

Theorem 1 (Optimal Distribution). *For a generally decreasing sequence of distributions $\Theta = \{D_0, D_1 \cdots D_j \cdots D_{all}\}$, the distribution D^* where $M(D^*) = N(D^*)$ will be the distribution from the sequence Θ that optimizes consumer utility with respect to the consumer's participation provided that the sub sequence of distributions starting just before D^* is a monotonically decreasing sequence of distributions.*

Proof. Let distribution D^- , where $N(D^-) < M(D^-)$, and distribution D^+ , where $N(D^+) > M(D^+)$, be deviations from the distribution D^* .

In any period with deviation D^- there is a suboptimal loss of participation because the consumer would optimally consume more at D^* . Thus in either a steady state or in a fluctuating scenario D^- deviations are suboptimal.

In the steady state case, a shift from D^* to D^+ results in a corresponding shift from $M(D^*)$ to $M(D^+)$ and since $M(D^*) \geq M(D^+)$ this results in a decrease in participation and utility as they are consuming less at a lower q because $Q(D^*) > Q(D^+)$.

In the fluctuating case, consider that both Θ and D_{all} fluctuate between periods, thus the deviations make the realized distribution random. The deviations for each period from Θ for that period could be D^- or D^+ relative to D^* for that Θ . If the deviation is a D^- deviation, it is inferior for reasons already stated. Let q_x be the expected q from the observed distributions. If the D^+ distributions are shifted to increase

the average N , the q for those distributions will decrease and q_x will decrease because $N(D_j)$ increases and $M(Q(D_j))$ decreases as j increases. Thus there will be less participation. If the D^- distributions are shifted as well to decrease the average N and to balance out the average with the D^+ distributions and maintain the original q_x there will be an additional loss in participation on average. If increasing the average N for the D^+ distributions decreases q_x , it follows that decreasing the average N for the D^+ distributions increases q_x and increases participation and utility. Similarly increasing the N for the D^- distributions increases optimal consumption from the additional media units. Thus a convergence of D^- and D^+ to D^* would be optimal.

Alternatively, consider a variation of the fluctuating case where the deviations are not confined to being in Θ . In this variation, if q_x is the basis for the anticipated q then the potential participation would be $M(q_x)$. Assuming distributions where $M(D) = N(D)$ exist, $M(q_x)$ would be different from the M for those other distributions where $M(D) = N(D)$. Thus, if the fluctuations generate distributions where $M(D) \neq N(D)$, the participation would be suboptimal.

Thus, from Lemma 1, for $W(D) = \min(M(D), N(D))$, the $\max(W)$ occurs when $M(D^*) = N(D^*)$ and from the perspective of the consumer this is the optimal participation. \square

Theorem 1 confirms that D^* is optimal for the consumer. The proof considers deviations from D^* in the steady state and in situations where both D_{all} and Θ fluctuate. In the fluctuating case, deviations that are consistent with Θ and those that are completely random are considered in the proof.

While, the theorem makes it clear that deviations from D^* are inferior from the perspective of the consumer, the possibility that the media source might benefit from deviations in the positive direction has not been eliminated or quantified. The question of what is optimal for the media source will be addressed in the next sections where the objectives of the media source are considered in determining the sequence of distributions Θ . Also in the next sections, the case where the sequence is generally decreasing over the entire sequence is analyzed, and the effect of the D^- and D^+ deviations on the consumer is quantified.

Further, it should be noted that while $M(D^*) = N(D^*)$ is the optimal, in practice given the discrete nature of the content units, the practical criteria may be the closest to equal, denoted $M(D^*) \cong N(D^*)$.

2.2 Conditions for Determining Θ and The Media Source Value Function

The following additional definitions will aid in the analysis and determination of the best Θ for the media source.

Let Λ represent a mapping defined for points at least in the region for the distribution D , so that $\Lambda(r, N_r, D) \rightarrow \lambda$ where $r = \{c, p\}$ is a point, N_r is the volume or size of the point, and λ is a single value.

Definition 4 (Preferred Incremental Distribution). An incremental distribution D' relative to distribution D is a preferred incremental distribution for a preference mapping Λ when:

- (i) $\forall r \in (R' - R)$, $\Lambda(r, N_r, D_R) \geq \Lambda(r_1, N_{r_1}, D_R) \forall r_1 \notin R'$ and $\Lambda(r, N_r, D_R) \leq \Lambda(r_2, N_{r_2}, D_R) \forall r_2 \in R$ for an expansive incremental distribution, and
- (ii) $\forall r \in (R - R')$, $\Lambda(r, N_r, D_R) \leq \Lambda(r_1, N_{r_1}, D_R) \forall r_1 \in R'$ and $\Lambda(r, N_r, D_R) \geq \Lambda(r_2, N_{r_2}, D_R) \forall r_2 \notin R$ for a reductive incremental distribution.

In words, when expansive, every point in $R' - R$ is preferred to every point not in R' , and any point in R is preferred to every point in $R' - R$. When reductive, every point in R' is preferred to any point in $R - R'$ and every point in $R - R'$ is preferred to every point not in R .

Definition 5 (Preferred Distribution Sequence). A preferred distribution sequence is a sequence of distributions $\Theta = \{D_0, D_1 \cdots D_j \cdots\}$ where D_0 is the starting distribution and each D_{j+1} is a preferred incremental distribution relative to D_j with a mapping Λ .

Letting M be generally decreasing in j as in Definition 3 allows for the possibility that $M_j < M_{j+1}$ provided that on average M is decreasing in j . This is needed for the value functions derived in the next section.

Let T be a transformation function over p that maps the producer priorities to a suitable scale. The average per unit value of distribution D to a sole producer that produced all the content generated by D would be $E(T|D)$. Since producer value is dependent on actual consumer participation, the anticipated actual value to the sole producer from a consumer with distribution D would be:

$$S(D) = E(T|D) \min(M(D), N(D)) \quad (2)$$

Alternatively, from the perspective of the media source, the value of a distribution D when $M(D) > N(D)$ should consider the potential value of $M(D)$ that could be realized by distribution D , and when $M(D) < N(D)$ the value is limited by $M(D)$. Thus, this suggests a value function for the media source for D as:

$$V(D) = E(T|D)M(D) \quad (3)$$

The equation indicates that the potential value of a distribution D to the media source is the expected producer value of the distribution multiplied by the potential participation of the consumer. It should be noted that the value function for the sole producer and the media source overlap when $M(D) < N(D)$.

Using equation 3 the change in potential value for an incremental distribution change resulting from an incremental shift from distribution D to D' is:

$$\Delta_V = V' - V = E(T|D)N(D) \left(\frac{M(D')}{N(D')} - \frac{M(D)}{N(D)} \right) + T(p) (N(D') - N(D)) \frac{M(D')}{N(D')} \quad (4)$$

The equation shows the change in value from a possible loss of participation in the first term relative to the possible gain in producer value from the incremental addition to the distributions.

The function Δ_V maps (r, N_r, D) to a single value and indicates the cost of expanding to distribution D' when negative, and the benefit of doing so when positive. Thus, Δ_V can be used as the media source preference mapping, Λ , and cost function for selecting a preferred incremental distribution sequence.

Additional Details and alternative value functions, that can be used as a preference mapping, are provided in the distribution difference math section of the appendix.

2.3 Analyzing Nash Equilibrium and Pareto Efficient Outcomes

In this model, while the media source is making all the decisions regarding the determination of D^* , it is assumed that the consumer and sole producer could exert influence on the media source. This influence could take the form of non participation or monetary incentives.¹³ So the potential gains or losses to the producer and consumer are considered as if they were influencing the decisions of the media source. The distribution D^* could be considered equivalent to a Nash equilibrium when neither the sole producer or the consumer would prefer a shift from D^* to a distribution before or after D^* in the sequence Θ , and the media source has no incentive to deviate from D^* either.

From equation 2, let $\Delta_S = S(D') - S(D)$ be the change in value for the sole producer going from distribution D to D' . So $\Delta_S > 0$ indicates an improvement and $\Delta_S < 0$ indicates a decline in S for the sole producer. The formula for Δ_S has two forms. When $N \leq M$ for both D and D' , $\Delta_S = S(D') - S(D) = E(T|D')N' - E(T|D)N$ and when $N \geq M$ for both D and D' , $\Delta_S = \Delta_V$.

Lemma 2. *For an expansive sequence where $D' = D+Y$ and $N(D') \leq M(D')$, $\Delta_S > 0 \iff E(T|Y) > 0$.*

Lemma 2 indicates that for distributions in the sequence Θ before D^* a shift from D to D' is beneficial to the sole producer provided that the incremental addition is positive. A similar lemma could also be stated for the reductive case.

Assumption 1. *The sole producer only sees the end result, D^* , or any possible final distribution other than D^* , and does not see intermediate steps.*

¹³For example, consumers moving to another media source or producers making special payments to the media source.

This assumption implies that the sole producer is only able to influence the media source's final distribution choice. Which should be reasonable since only the end result matters to the sole producer.

Lemma 3. *For a preferred distribution sequence let r_2 be a point with distribution I_{r_2} such that $D' = D^* + I_{r_2}$, then $\frac{T(p_{r_2})}{E(T|D^*)} > 1 \iff \frac{M(D')}{M(D^*)} < 1$, and $\frac{M(D')}{M(D^*)} > 1 \iff \frac{T(p_{r_2})}{E(T|D^*)} < 1$, or equivalently $\frac{E(T|D')}{E(T|D^*)} > 1 \iff \frac{M(D')}{M(D^*)} < 1$, and $\frac{M(D')}{M(D^*)} > 1 \iff \frac{E(T|D')}{E(T|D^*)} < 1$.*

The implication being any point added after D^* from a *preferred distribution sequence* cannot have both a $E(T|D') > E(T|D^*)$ and a $M(D') > M(D^*)$. In other terms, Lemma 3 says for any point r added after D^* it is not possible that both $T(p_r)$ and c_r to be above the average for D^* . The implications for this are significant as it allows for the analysis to be limited to focus on either an improvement in M or $T(p)$ for points added after D^* . The proof and additional details are in the appendix.

Definition 6 (Viable Distribution Increment). A distribution Increment Y , where $D' = D + Y$, is viable in the preferred distribution sequence after D , if and only if the distribution Y cannot optimally be added to the sequence prior to D .

For the rest of this section, let r_1 indicate the last point added in the sequence prior to D^* such that $D^* = D_a + I_{r_1}$, and let N_{r_1} be the size of that point. Also, unless otherwise indicated the values of N and M are normalized so that $N^* = N(D^*) = 1$, and $D' = D^* + I_{r_2}$. Additional details are in the appendix.

When $M(D') < M(D^*)$ or $\frac{E(T|D')}{E(T|D^*)} > 1$

Lemma 4. *For a preferred distribution sequence, let r_2 be a point with distribution I_{r_2} such that $D' = D^* + I_{r_2}$ where $\frac{T(p_{r_2})}{E(T|D^*)} > 1$, then for at least a N_{r_2} and N_{r_1} where $0 < N_{r_2} < 1$ and $0 < N_{r_1} < 1$ and further limited by this condition,*

$$\frac{\left(1 + \frac{c_{r_2}}{Q(D_a)} N_{r_2}\right) (1 - N_{r_2})}{1 - N_{r_2} \left(1 - \frac{c_{r_1}}{Q(D_a)}\right)} > N_{r_1} \quad (5)$$

there is no value for N_{r_2} where I_{r_2} is viable and $\Delta_S > 0$ or $\Delta_V > 0$. Further, if both $T(p_{r_2}) < E(T|D^*)$ and a $M(D') < M(D^*)$ then there is also no value for $N_{r_2} > 0$ where r_2 would be viable and either $\Delta_S > 0$ or $\Delta_V > 0$.

This Lemma provides a *S.C.* that makes it clear that in the case of $\frac{T(p_{r_2})}{E(T|D^*)} > 1$, D^* is as good as it gets for the sole producer and media source. For intuition, substitute the extremes $\frac{c_{r_2}}{Q(D_a)} \rightarrow 0$ and $\frac{c_{r_1}}{Q(D_a)} \rightarrow 1$ into inequality 5 to yield $1 - N_{r_2} > N_{r_1}$. Further details and proof are in the appendix.

Theorem 2 (Equilibrium with $M(D') < M(D^*)$). *For a preferred distribution sequence including D' and a point $r_2 = \{c_2, p_2\}$ with distribution I_{r_2} such that $D' = D^* + I_{r_2}$, and where $M(D') < M(D^*)$, with reasonable limits on N_{r_2} when $E(T|D^*) < E(T|D')$, both consumer and sole producer prefer D^* and the media source has no incentive to shift to D' , thus D^* is a Nash equilibrium.*

Proof. The proof follows from Lemma 3 which indicates that a distribution D' after D^* in the preferred incremental sequence cannot have both a $E(T|D') > E(T|D^*)$ and a $M(D') > M(D^*)$, and Lemma 4 that confirms that there are no viable incremental additions to D^* where $\Delta_S = \Delta_V > 0$ when $E(T|D') > E(T|D^*)$ or when $M(D') < M(D^*)$. Further since $\Delta_S < 0$ there is no gain for the producer and from Theorem 1 there is no gain for the consumer, in part because $M(D') < M(D^*)$ implies $Q(D') < Q(D^*)$. \square

The theorem makes it clear that when $M(D') < M(D^*)$ neither the media source, sole producer, or consumer would gain from a distribution beyond D^* in the sequence, even if there was an increase in the average per unit content value to the sole producer. Thus the only possibility for an optimal beyond D^* would be if $M(D') > M(D^*)$.

When $M(D') > M(D^*)$

Given the nature of the proposed media source value function Δ_V the possibility of a distribution D_{j+1} from the preferred distribution sequence where $M(D_{j+1}) > M(D_j)$ cannot be excluded. However, considering the assumption that M is generally decreasing in the preferred distribution sequence from Definition 5, and that M is monotonically increasing in q while $Q(D_j)$ generally decreases as $N(D_j)$ increases with j in the sequence, the scenario where $M(D_{j+1}) > M(D_j)$ should be relatively rare, and within a sequence even less likely to occur exactly just after D^* , but possible. Thus, the case where $M(D') > M(D^*)$ is further evaluated.

Let, $\kappa_{r_2} = \frac{M(D') - M(D^*)}{N(D') - N(D^*)}$ where $D' = D^* + I_{r_2}$ and let, $\kappa_{ar_2} = \frac{M(D_{ar_2}) - M(D_a)}{N(D_{ar_2}) - N(D_a)}$ where $D_{ar_2} = D_a + I_{r_2}$.

In the case where $M(D') > M(D^*)$, by definition $\kappa > 0$.

When $0 < \kappa_r < 1$

When $M(D^*) < M(D') < N(D')$ how the consumer is able to react or adapt to receiving too much content needs to be considered. If the consumer is fully adaptive, the consumer will consume exactly $M(D')$. However the units not consumed will not be from I_{r_2} since it is assumed that the fully adaptive will know at least what points have $c < Q(D^*)$. On the other hand, if the consumer only realizes M' after consuming N' , they will need to be reactive to protect against overreach.¹⁴

Let $X_{l\kappa}$ be the threshold on κ_r for $\Delta_S = \Delta_V > 0$ when $0 < \kappa_r < 1$. The thresholds differ in the reactive and adaptive case,

$$\text{adaptive: } X_{l\kappa} = \frac{1 - \frac{T(p_2)}{E(T|D^*)}}{1 + \frac{T(p_2)}{E(T|D^*)}N_{r_2}} < \kappa_{r_2} \quad (6)$$

$$\text{reactive: } X_{l\kappa} = 1 - \frac{T(p_{r_2})}{E(T|D^*)} (1 + N_{r_2}) < \kappa_{r_2} \quad (7)$$

Let $X_{u\kappa}$ be the threshold for viability,

$$X_{u\kappa} = \frac{1 - \frac{T(p_2)}{E(T|D^*)}}{1 - N_{r_1} + \frac{T(p_2)}{E(T|D^*)}N_{r_2}} \quad (8)$$

The derivation of the thresholds are in the appendix. The adaptive case is more restrictive (higher threshold) because the reactive consumer, expecting $M = N$, consumes more, which is advantageous to the sole producer.

Lemma 5. *For a preferred distribution sequence and point $r_2 = \{c_2, p_2\}$ with distribution I_{r_2} such that $D' = D^* + I_{r_2}$, and where $0 < \kappa_{r_2} < 1$, then $\Delta_S = \Delta_V > 0$ when $X_{l\kappa} < \kappa_{r_2} < 1$, and the point will be viable when $\kappa_{ar_2} < X_{u\kappa}$. Thus for D' to be viable and beneficial to the sole producer, this inequality must hold $X_{l\kappa} < \kappa_{r_2} < \kappa_{ar_2} < X_{u\kappa}$.*

Lemma 5 provides thresholds for a viable I_{r_2} and positive $\Delta_S = \Delta_V$. The proof and additional details are in the appendix.

Lemma 6. *For a preferred distribution sequence as in Lemma 5, let $r_1 = \{c_1, p_1\}$ be the last point added prior to D^* with distribution increment I_{r_1} such that $D^* = D_a + I_{r_1}$, and where $\frac{T(p_1)}{E(T|D^*)} < 1$, then if $M(D') > M(D^*)$ and $0 < \kappa_{r_2}$, there will be an alternative more restrictive viability limit as*

¹⁴The degree of adaptability likely depends more on the media type and the structure imposed by the media source, than on the individual consumer.

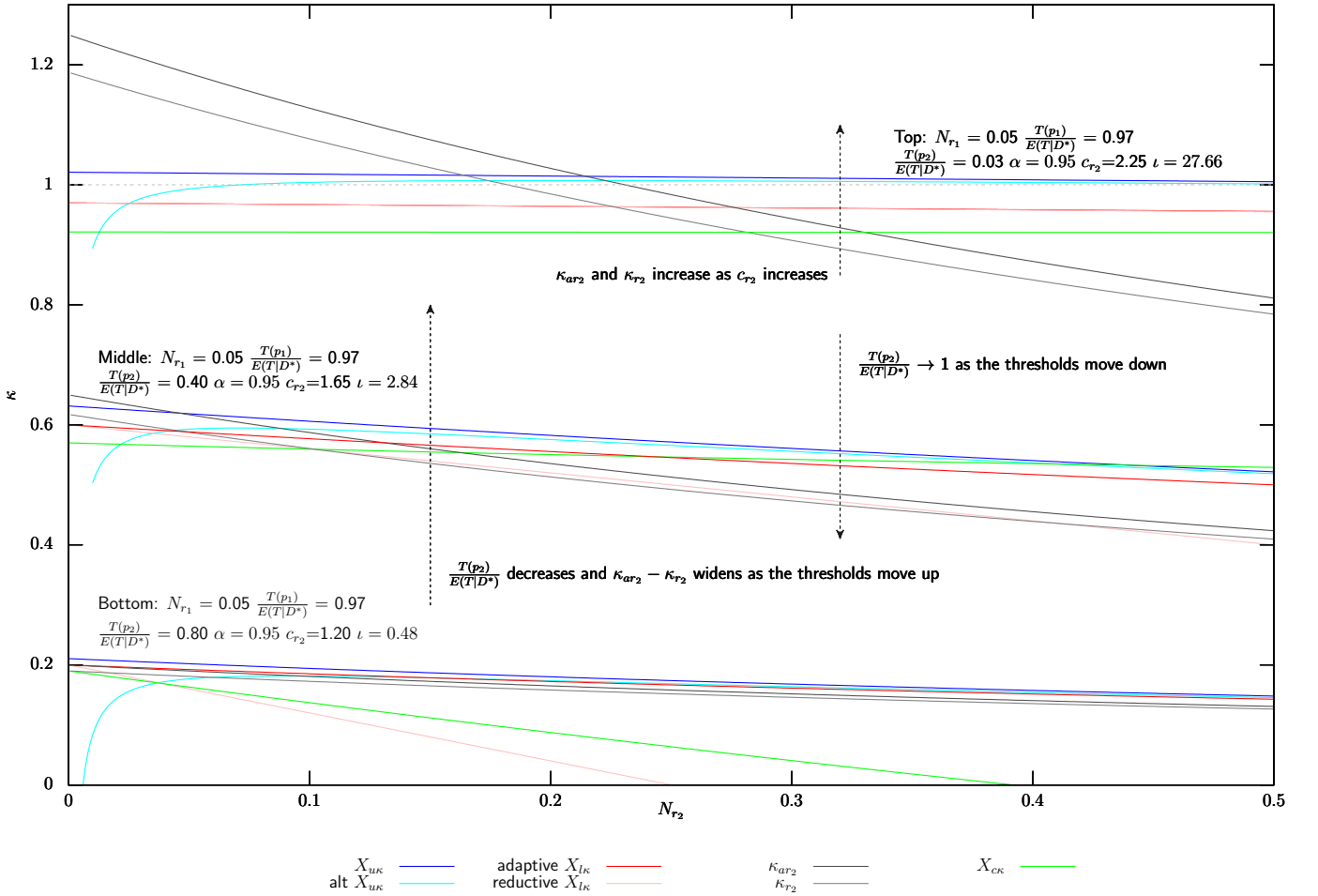
$$X_{u\kappa} = \frac{(1 - N_{r_1} + N_{r_2}) \left(\frac{T(p_1)}{E(T|D_a)} - 1 \right) \frac{N_{r_1}}{N_{r_2}} + \left(1 - \frac{T(p_2)}{E(T|D^*)} \right)}{1 - N_{r_1} + \frac{T(p_2)}{E(T|D^*)} N_{r_2}} \quad (9)$$

and a range of N_{r_2} values starting at $N_{r_2} = 0$ where $X_{u\kappa} < X_{l\kappa}$ and the range will include all $N_{r_2} > 0$ when:

$$\frac{T(p_1)}{E(T|D^*)} < \frac{(1 - N_{r_1}) + (2 + N_{r_2} - N_{r_1}) \frac{T(p_2)}{E(T|D^*)} N_{r_2}}{(1 - N_{r_1} + N_{r_2}) \left(1 + \frac{T(p_2)}{E(T|D^*)} N_{r_2} \right)} < 1 \quad (10)$$

Lemma 6 provides a more restrictive alternative upper limit on viability by allowing the comparison point r_1 to have a lower p_1 relative to the average p for the relevant distribution. This is shown visually in figure 2.2 as the alt $X_{u\kappa}$. The proof and additional details are in the appendix.

Figure 2.2:
Comparison of the X thresholds with κ_{ar_2} and κ_{r_2} when $0 < \kappa_{r_2}$



The graph in 2.2 shows 3 bands of thresholds (top, middle and bottom) with $X_{l\kappa}$, $X_{u\kappa}$, and alternative $X_{u\kappa}$ (as in Lemma 6). Also, associated with each band are possible overlapping κ_{r_2} and κ_{ar_2} lines.

Lemma 7. *The set of points that would fall between $X_{l\kappa}$ and $X_{u\kappa}$ is limited by $\kappa_{ar_2} - \kappa_{r_2}$, and the range of $\kappa_{ar_2} - \kappa_{r_2}$ increases as κ_{ar_2} increases or similarly as c_2 increases. While, the value $X_{u\kappa} - X_{l\kappa}$ is increasing as $T(p_2)$ decreases, and further as $T(p_2)$ decreases both $X_{l\kappa}$ and $X_{u\kappa}$ increase. Thus, as $\kappa_{r_2} \rightarrow 0$, it must be the case that $T(p_2) \rightarrow 1$ so that κ_{ar_2} and κ_{r_2} are in the range of the thresholds for $X_{l\kappa}$ and $X_{u\kappa}$.*

The proof and additional details are in the appendix. Lemma 7 shows that the necessary inequalities hold only when κ_{ar_2} and κ_{r_2} are in the same range as the thresholds from Lemma 5. A viable D' with $\Delta_S = \Delta_V > 0$ is unlikely, as values for κ closer to 1 require $\frac{T(p_2)}{E(T|D^*)}$ to be closer to 0 to be viable. Also, as $\frac{T(p_2)}{E(T|D^*)}$ approaches 1, the chance of a viable option with $\Delta_V > 0$ diminishes.

For further confirmation see the graph in figure 2.2. This shows the narrowing of the distance between $X_{l\kappa}$ and $X_{u\kappa}$ as $\frac{T(p_2)}{E(T|D^*)} \rightarrow 1$ and also between the κ_{ar_2} and κ_{r_2} that could be limited by the thresholds. Thus visually confirming Lemma 7. For values of κ closer to 1, $\frac{T(p_2)}{E(T|D^*)}$ needs to be closer to 0 to be viable, and as $\frac{T(p_2)}{E(T|D^*)}$ approaches 1, the chance of a viable option with $\Delta_V > 0$ diminishes.

Let $U(D)$ be the utility the consumer receives from consuming distribution D , and let $\Delta_U = U(D') - U(D)$ the change in utility between D and D' . When $0 < \kappa < 1$ and the consumer is fully adaptive the change in utility between D^* and D' is $\Delta_U = Q(D')M(D') - Q(D^*)N(D^*)$. Since $Q(D') > Q(D^*)$ and $M(D') > N(D^*)$, it must be that $\Delta_U > 0$. Conversely, $\kappa < 0 \implies \Delta_U < 0$.

For the fully reactive consumer a 2 period analysis is used to approximate the lifetime impact of when the consumer assumes $M = N$ and it is not. Also, need to account for the opportunity cost for misappropriated time when the consumer is over consuming at $N' > M'$. This would be $-(N' - M')\iota Q(D^*)$, where $\iota > 0$ would be the gain in utility relative to $Q(D^*)$ if the consumer is able to fully adapt and optimally allocate time to limit consumption from the media source at M' . Thus, the comparison for the reactive consumer not to lose is,

$$[1 - (N' - M')\iota] Q(D^*) + N_{r_2}c_{r_2} + \frac{M'}{N'}Q(D^*) > 2Q(D^*)$$

The term $\frac{M'}{N'}Q(D^*)$ is not an actual 2nd period outcome, but an estimate of the lifetime impact from the overreach. Substituting $N' = 1 + N_{r_2}$, $M(D^*) = 1$, $M(D') = 1 + \kappa N_{r_2}$, and $Q(D') = \frac{Q(D^*) + N_{r_2}c_{r_2}}{1 + N_{r_2}}$ yields the additional threshold,

$$X_{c\kappa} = \frac{1 - \frac{c_{r_2}}{Q(D^*)}(1 + N_{r_2}) + \iota(1 + N_{r_2})}{1 + \iota(1 + N_{r_2})} < \kappa_r \quad (11)$$

Combining 11 and 7 shows that $X_{c\kappa} > X_{l\kappa}$ when,

$$\frac{T(p_{r_2})}{E(T|D^*)} [1 + \iota(1 + N_{r_2})] > \frac{c_{r_2}}{Q(D^*)} \quad (12)$$

Theorem 3 (Equilibrium with $0 < \kappa < 1$). *When $M(D') > M(D^*)$ and $0 < \kappa < 1$ the media source utilizing a preferred distribution sequence, the media source will encounter 4 possible scenarios:*

- (i) where $\Delta_S = \Delta_V > 0$ and $X_{c\kappa} < \kappa$ the media source, sole producer, and consumer prefer D' ,
- (ii) where $X_{c\kappa} < \kappa < X_{l\kappa}$ the consumer prefers D' while the sole producer D^* ,
- (iii) where $X_{l\kappa} < \kappa < X_{c\kappa}$ the sole producer prefers D' while the consumer D^* ,
- (iv) where $\Delta_S = \Delta_V < 0$ and $\kappa < X_{c\kappa}$ all prefer to stay at D^* and not move to D' .

Further,

- (a) Only scenarios (i) and (iv) are Nash equilibrium,
- (b) The media source choice in scenarios (ii) and (iii) requires additional assumptions,
- (c) The more likely scenarios are (ii) and (iv),
- (d) Scenarios (iii) and (i) are less likely to occur.

Proof. The distribution D' is viable by definition 5 for a preferred incremental sequence. Scenarios (i) and (iv) result from Lemma 5 and derivation of equation 11. Scenarios (ii) and (iii) follow from equations 11 and 6 and Lemma 5.

From equation 12 when $\frac{T(p_{r_2})}{E(T|D^*)}(1 + N_{r_2}) < 1$ it is clear that as c_r increases ι must increase by a larger multiple and from Lemma 7 $\frac{T(p_{r_2})}{E(T|D^*)}$ must decrease as $c_r \rightarrow 1$ to maintain $\Delta_S = \Delta_V > 0$, and further given the reasonable upper limit on ι , $X_{c\kappa} > X_{l\kappa}$ is much less likely to occur. Thus less likely for scenario

(iii) to occur. Scenario (i) is less likely to occur simply because $\kappa > X_{l\kappa}$ is less likely to occur per Lemmas 5 - 7. Thus with scenarios (i) and (iii) less likely to occur, (ii) and (iv) are the most likely to occur when $M(D') > M(D^*)$.

The Nash equilibrium for (i) and (iv) is obvious given that neither the sole producer or consumer have any incentive to alter choice of the media source between D^* and D' , and likewise lacking in scenarios (ii) and (iii). \square

Since scenarios (ii) and (iii) don't provide a definite outcome, it would seem that the media source would need an alternative mechanism to handle the scenarios, and especially since together they are the most likely outcome when $M(D') > M(D^*)$.

One possibility would be for the media source to adjust the final distribution to $D^{*+} = D^* - Y + I_{r_2}$, where Y is the distribution removed from D^* , so that $M(D^{*+}) = N(D^{*+})$ and make the adjustments so that the sole producer was no worse off than with D^* or D' . This would provide an optimal outcome for the consumer and the media source and could be at least Pareto efficient for the sole producer. It would also adhere to the objective of having $M(D) = N(D)$, and move to a higher volume distribution. The following Lemma provides a *S.C.* for Y .

Lemma 8. *When $0 < \kappa_{r_2} < 1$ There is a distribution Y where $Y \subset D^*$, $D'^+ = D^* - Y + I_{r_2}$, $N(Y) = N_Y \leq N(D') - M(D') < N_{r_2}$, $\frac{dN_Y}{dQ(Y)} > 0$, and $M(D'^+) = N(D'^+)$ if this inequality holds,*

$$\frac{N_Y}{N_{r_2}} \leq \frac{c_{r_2}}{Q(Y)} \quad (13)$$

And it will also be Pareto efficient between the consumer and sole producer when this inequality also holds,

$$\frac{N_Y}{N_{r_2}} \leq \frac{T(p_{r_2})}{E(T|Y)} \quad (14)$$

Proof is in the appendix. The algorithm for generating the carveout Y is listed below and discussed further in section 3.

When $1 \leq \kappa_r$

Lemma 9. *For a preferred distribution sequence, let $r_2 = \{c_2, p_2\}$ be a point with distribution I_{r_2} such that $D' = D^* + I_{r_2}$ and where $1 < \kappa_{r_2}$, then:*

(i) $\Delta_S = N_{r_2} T(p_2)$,

(ii) *the condition for $\Delta_V > 0$ is, $X_{l\kappa} = \frac{1 - \frac{T(p_2)}{E(T|D^*)}}{1 + \frac{T(p_2)}{E(T|D^*)} N_{r_2}} < \kappa_{r_2}$, and*

(iii) $X_{l\kappa} > 1 \iff \frac{T(p_2)}{E(T|D^*)} < 0$ and $X_{l\kappa} = 1 \iff \frac{T(p_2)}{E(T|D^*)} = 0$, thus

(iv) $X_{l\kappa} > 1 \implies \Delta_S < 0$ and $X_{l\kappa} = 1$ and $\kappa_{r_2} = 1 \implies \Delta_S = 0$.

This lemma indicates that when $1 \leq X_{l\kappa} < \kappa_{r_2}$ and point r_2 is viable, it will be optimal for the media source and the consumer to go beyond D^* , but not for the producer, unless $T(p_2) = 0$, see Lemma 2. Further details and the proof are in the appendix.

Definition 7 (Additional D^*). Let D^{n*} be an additional distribution after the initial D^* where $M(D^{n*}) \cong N(D^{n*})$, and where n indicates the n th occurrence.

Lemma 10. *For a preferred distribution sequence a D^{2*} can only exist if $\kappa \geq 1$, and if D^{2*} exists in the sequence, then $\Delta_V = 0$ and $\Delta_S = 0$ between D^* and D^{2*} .*

See appendix for the proof, and note the Lemma generalizes to D^{n*} and D^{n+1*} . When there is a $\kappa \geq 1$ it effectively returns to the state where $M(D) > N(D)$ and repeats the steps from before the first D^* .

Algorithm 1 Determining D^*

```
1 Input:
2    $D_{all} \leftarrow$  distribution with all content possible or predicted to be possible for the consumer
3    $RatioThreshold \leftarrow$  threshold for  $\frac{M}{N}$  to indicate close enough to 1 // eg. 1.05 or 0.95
4 Output:  $D^*$  and  $N^*$ 
5 Procedure:
6    $D \leftarrow D_0 + BESTINCREMENT(D_0, D_{all})$  // Initial distribution
7 repeat
8   if (  $\frac{M(D)}{N(D)} \leq RatioThreshold$  )
9      $D' \leftarrow BESTNEXTINSEQUENCE(D, D_{all})$ 
10     $\kappa \leftarrow \frac{(M(D')-M(D))}{(N(D')-N(D))}$ 
11    when (  $\kappa \leq 0$  ) exit loop
12    when (  $\kappa \geq 1$  )  $D \leftarrow D'$ 
13    when (  $0 < \kappa < 1$  )  $D \leftarrow D' - getCarveout(D, D')$  // See Algorithm 2
14    continue loop
15  endif
16   $D \leftarrow D + BESTINCREMENT(D, D_{all})$ 
17 until exit
18  $D^* \leftarrow D$ 
19  $N^* \leftarrow N(D^*)$ 
20 function  $BESTINCREMENT(D, D_{all})$ 
21    $points \leftarrow getPointsToEvaluate(D, D_{all})$  // gets subset of points in  $D_{all} - D$ 
22   use mapping  $\Lambda(r, D)$  to rank points and get TopPoint // could get multiple points
23   return TopPoint
24 end function
25 function  $BESTNEXTINSEQUENCE(D, D_{all})$  //
26    $D' \leftarrow D$ 
27   repeat
28      $D' \leftarrow D' + BESTINCREMENT(D', D_{all})$ 
29      $\kappa \leftarrow \frac{(M(D')-M(D))}{(N(D')-N(D))}$ 
30     when (  $\kappa \geq 1$  or  $\kappa \leq 0$  ) return  $D'$ 
31     when (  $\kappa$  is increasing ) continue loop
32     return  $D'$ 
33   until exit
34 end function
```

Theorem 4 (Equilibrium with $1 < \kappa_{r_2}$). *For a preferred distribution sequence and a point $r_2 = \{c_2, p_2\}$ with distribution I_{r_2} such that $D' = D^* + I_{r_2}$ and where $1 < \kappa_{r_2}$, if D' is viable and $\Delta_V > 0$, the media source and the consumer would prefer D' over D^* and the media source would want to continue through the sequence of distributions after D' until D^{2*} was reached, and D^{2*} would be a Nash Equilibrium unless there was a D^{3*} .*

Proof. The proof follows from Lemmas 9 and 10. Further, the sole producer would not directly benefit from the shift from D^* to D^{2*} , but would not lose either, and would have no incentive to oppose the shift. \square

The Theorem provides for a possible shift from one D^* to another. However, the availability of this option would be an infrequent outcome. The more likely case would be when there is no viable shift past D^* where $\Delta_V > 0$ and $1 < \kappa$. That is not to say that a D^{n*} is not possible. Over a period of time with many revisions of the sequence Θ , along with determining a new D^* for each revision, or across many consumers each with their own sequence Θ , a few occurrences of a second D^* could be likely under certain conditions. In practice it may be beneficial to check several distributions above D^* in the sequence for a

distribution that has $\kappa > 1$ relative to D^* . If found that distribution would be the D' in Theorem 4, see Algorithm 1.

Algorithm 2 Generating the Carveout Y

```

1 Input:  $D^*$ 
2 Output:  $Y$  // Carveout Distribution
3 Procedure:
4    $\bar{N}_Y \leftarrow 0$  // interim value for  $\sum_{x \in Y} N_x$ 
5    $S_T \leftarrow 0$  // interim value for  $\sum_{x \in Y} N_x T(p_x)$ 
6    $S_c \leftarrow 0$  // interim value for  $\sum_{x \in Y} N_x c_x$ 
7    $Y \leftarrow$  empty distribution
8   repeat
9      $Points \leftarrow$  getPointsToEvaluate( $D^* - Y$ )
10     $x \leftarrow$  the point from points with the lowest  $c < c_{r_2}$  that satisfies the condition  $S_c + N_x c_x \leq c_{r_2} N_{r_2}$  and
11    also satisfies the condition  $S_T + N_x T(p_x) \leq N_{r_2} T(p_{r_2})$  as in Lemma 8
12    if ( no point satisfies the condition ) exit
13     $\bar{N}_Y \leftarrow \bar{N}_Y + N_x$ 
14     $S_T \leftarrow S_T + N_x T(p_x)$ 
15     $S_c \leftarrow S_c + N_x c_x$ 
16     $Y \leftarrow Y + I_x$ 
17  until  $N' - M \left( \frac{Q(D^*) - \bar{N}_Y Q(Y) + N_{r_2} c_{r_2}}{1 - \bar{N}_Y + N_{r_2}} \right) \cong \bar{N}_Y$ 

```

3 Discussion

3.1 Algorithm for Determining D^*

Algorithm 1 provides a simple suggestive option for determining D^* for each consumer, where the determination of D^* coincides with the determination of at least part of the sequence Θ . Variations of this algorithm are possible, including altering the stopping conditions or the handling for the $0 \leq \kappa \leq 1$ case.

An alternative approach, that may be advantageous in some cases, computes the entire sequence Θ first, then selects the distribution with the highest volume, N , from those distributions that have a $N \cong M$. Another approach that may have some advantages, starts at D_{all} or another significantly large distribution, and generates the preferred incremental sequence using reductive steps. The possible disadvantage of this alternative is that there might be more uncertainty with starting closer to D_{all} .

In practice, a procedure of this type would need to integrate with other media source systems. In particular, a system for assigning c and p values to content units for a consumer, a system for generating the D_{all} distribution, and a system for determining the mapping between q and M .

Further note, if the D_{all} distribution represents the actual candidate content then D^* would be the content made available for the consumer. Alternatively, if the D_{all} distribution is predicted content, the region associated with D^* becomes the determinant of what content would be made available to the consumer.

Algorithm 2 provides the steps for generating the carveout $Y \subset D^*$ by iteratively selecting points that satisfy the conditions of Lemma 8. This is a suggestive example, and variations are possible. The algorithm leverages the fact from Lemma 8 that since $N_Y < N_{r_2}$ it is possible that $E(T|Y) > T(p_{r_2})$ and inequality 14 will still hold. Also since N_Y decreases as $Q(Y)$ decreases, there is even more room to increase $E(T|Y)$. Thus choosing points with $c < c_{r_2}$ have a direct impact on increasing $M(D' - Y)$ and an indirect impact on equation 14 via the decrease in N_Y .

3.2 Summary of Results

As shown in Theorem 2, where $D' = D^* + I_{r_2}$ and $M(D') < M(D^*)$, under reasonable limits on N_{r_2} , D^* is best for the consumer, producer, and media source. This includes the case where $E(T|D^*) < E(T|D')$, and thus showing that even with an increase in the producer average unit value, deviations from D^* are not optimal for the sole producer. Thus, the media source could not directly, or via influence from the sole producer, benefit from deviations to D^* when $M(D') < M(D^*)$ either. This clearly answers the questions raised after the proof of theorem 1.

Only when $M(D') > M(D^*)$ is there a possibility of going beyond D^* , where $N(D^*) = M(D^*)$. There are 2 cases where D' could be preferred by the media source. The first is when $0 < \kappa < 1$, where κ represents the slope between $M(D^*)$ and $M(D')$, and second when $1 < \kappa$.

In the first case, the analysis of D^* and D' is done in the plane $\{\kappa, N_{r_2}\}$ where $\kappa \in [-\infty, \infty]$ and $N_{r_2} \in [0, 1)$ normalized by $N(D^*) = 1$, and where $N_{r_2} = N(D') - N(D^*)$. A set of thresholds basically dependent on p_{r_2} and N_{r_2} , and a set of curves, mostly dependent on c_{r_2} and N_{r_2} , express the relationships and limits between κ and N_{r_2} for $M(D')$. This is illustrated in Figure 2.2 and described in Theorem 3 where the four possible outcomes between consumer and sole producer are outlined. Two of the outcomes are Nash equilibrium where the outcome is best for both consumer or sole producer. The other two outcomes lead to conflict between consumer and sole producer. To resolve the conflicts, conditions for altering D' by removing a subset of D^* in a Pareto efficient way are outlined in Lemma 8. Thus turning the potential conflict into an outcome where the participation is increased and neither consumer or sole producer is made worse off. An implementation of Lemma 8 is provided in algorithm 2. Also, in this case as shown in Lemma 7, the possibility of an equilibrium beyond D^* diminishes as $\kappa \rightarrow 0$.

In the second case where $1 < \kappa$, theorem 4 indicates a consensus between the consumer and media source to move to D' . While the initial move to D' will be a loss for the sole producer, the eventual end at D^{2*} will be a net 0 change for the sole producer. Although, the sole producer might have an ancillary benefit from the fact that there are more units consumed at D^{2*} than D^* .

Thus it can be concluded that the approach outlined here leads to a distribution D that is optimal for producer, consumer and media source. It is also counter to a popular view that it is necessary for a media source or producer to trick media consumers to consume more in order to maximize profit. It may be the case with other algorithms, but as shown here, not with this algorithm and cost function.

For the 6 outcomes from Theorems 2, 3, and 4 there are no possible improvements from the Nash equilibrium result for any of the stakeholders. Thus the outcomes are Pareto efficient.

3.3 Counter Examples

Further insights into the model can be seen by looking at where the model or Nash equilibrium might break down.

If there are multiple producers interacting directly with the media source, or with agents of the media source, one producer could have an incentive to influence the media source to go beyond D^* even when $M(D') < M(D)$. This would bypass the interests of a sole producer and would be at a loss for the other producers as well as the consumer. As an example, consider a case where a producer would pay or pay extra to increase the producer value or to have the media source include the producer's content without regard to the preferred sequence. If consumers could respond by switching to another media source, the media source would have incentive to correct the situation. However, if the same scenario is in place at the alternative media sources, or there are no alternative media sources because the media source is the sole source for the media it provides, the consumer has few, if any, options to counter influence the media source.

A media source that is not optimizing by individual consumers, or at least homogeneous consumers, is unlikely to be at an optimal. This could occur when the cost of operating or implementing a system to monitor individual consumers is prohibitive. Applying alternative *ad hoc* procedures designed to improve aggregate media source objectives by their nature leave few if any at the optimal. As in the proof for

Theorem 1 letting q_x be the basis for the anticipated q for an individual consumer under an *ad hoc* system, then the potential participation would be $M(q_x)$ which would almost always be different from $M(D^*)$, and thus suboptimal relative to the hypothetical D^* in this situation.

Another case to consider is when the relationship between M and q spikes early. Normally a gradual increase at a decreasing rate going to an asymptote reflecting the physical time limit for an individual would be expected. However, in some cases where there is a lack of alternative activities for a consumer,¹⁵ M reaches the asymptote much more quickly. Meaning at a relative low value of q the consumer is willing to spend nearly all their available time consuming the content from the media source. Another case is when, for possibly psychological reasons, the consumer has elevated the q for the content of the media source to an exceptionally high level. In either of these cases D^* is beyond the asymptote and it is always the case that $M > N$. When this situation is combined with a media source that has a practically unlimited flow of content at a value of q sufficient for this special consumer to allocate all their time available for media consumption to the media source. Thus the physical constraint on time limits the consumption. The implication of this is that $M(D)$ is relatively flat and changes in q are ineffective. Thus the value function would simply prioritize on producer unit value.

The different case would occur when there is insufficient content to reach $M = N$. Here the consumer is under served and both the consumer and sole producer would like to increase N . So it would be expected that this case would be resolved quickly by an enterprising media source.

3.4 Comparison to the Recommender Systems (RS) Literature

There is a significant body of research in the computer science literature related to predicting what content a consumer would be interested in. This is essentially related to the determination of the c values used in this paper.

For the analysis here, it was possible to assume the rate of utility q and c could be combined as in 1.1 because ρ could be normalized to 1 for a single media source and consumer combination. However, it would not be possible to directly cross use interest metrics between media sources or between different media or even between different formats or contexts, and certainly not between users in a community. Any of those cross use combinations would require measuring or estimating the different ρ needed.

There are a variety of interpretations in the literature of what the determination of interest should include and what if any other objectives should be considered.¹⁶ The term *utility* in this literature is generally the level of interest based on user profile and historical activity, Silveira et al. (2019). Some of the additional objectives include concepts like *accuracy*, *diversity*, and *novelty*.¹⁷ Where *accuracy* generally measures how well the recommendations match the consumer’s interests, Chen et al. (2024), Wu et al. (2023). The concepts *diversity* and *novelty* generally reflect a desire to include items that are outside of what the consumer may have been previously exposed to, Guy et al. (2010).

While there are different approaches for combining the objectives, Ribeiro et al. (2014), Wang et al. (2020), Ge et al. (2022) and others have suggested determining a Pareto optimal set of recommendation lists (the Pareto frontier) where the measure for one objective cannot be improved without worsening the measure for another objective and then selecting a final recommendation list from the set, Wang et al. (2020), Ribeiro et al. (2014), Ge et al. (2022).

Pareto efficiency is of course different from Nash equilibrium, Myerson (1997). In the model here, the stopping point is reached because actual stakeholders cannot improve their position, and not because another stakeholder would be worse off. However, the resulting Nash Equilibria shown in section 2.3 above are also Pareto efficient in the sense that there is no other outcome that makes at least one stakeholder better off.

¹⁵See McFadden (2019)

¹⁶Silveira et al. (2019), Meng et al. (2023), Wu et al. (2023), Chen et al. (2024) Li and Wang (2019)

¹⁷Silveira et al. (2019), Wang et al. (2020), Meng et al. (2023), Wu et al. (2023), Li and Wang (2019)

Recent work from Jagadeesan, Garg, and Steinhardt (2024) and Acharya et al. (2024) and earlier work from Ben-Porat and Tennenholtz 2018; Ben-Porat, Rosenberg, and Tennenholtz 2020 present models related to recommended content with Nash equilibrium outcomes between independent producers.

Cai et al. (2016) and Cai and Daskalakis (2022) apply mechanism design to product RS, and Boutilier, Mladenov, and Tennenholtz (2024) discuss using mechanism design with a social choice function in RS. The mechanism design discussed in the research there is based on mechanism design in economics that facilitates the reveal of private information in a game with incomplete information Myerson (1997), and is different from the mechanism described here that assures Nash equilibrium between stakeholders.

The concerns raised in Boutilier, Mladenov, and Tennenholtz (2023) regarding the use of mechanism design in RS are generally resolved here. Specifically, the use of participation, as the common value between producer and consumer, eliminates the need for a shared monetary metric and mitigates the other social choice function concerns. Also, using the anticipated rate of utility mitigates the concerns with adding utility and the potential need for further sequential optimization as discussed there.

Ge et al. (2022) remarks, “approaches on recommendation with multiple objectives to achieve Pareto efficiency can be categorized into two groups: evolutionary algorithm [Zitzler, Laumanns, and Thiele (2001)] and scalarization [Lin et al. (2019)]”. The approach here differs from both those alternatives, yet using an endogenous approach reaches a Nash equilibrium and a Pareto efficient solution without needing to explicitly compute a Pareto frontier.

A further distinguishing feature of the model here, relative to the computer science literature, is the separation of the producer and consumer objectives combined with a cost function that explicitly considers the effect that consumer participation has on overall value to the producers. This allows not only a means to combine objectives in a Nash equilibrium and Pareto efficient way, but also a means to determine a distribution of content that optimizes participation.

In the review of RS in Silveira et al. 2019, it is noted that *accuracy* and *utility* are user (consumer) dependent while *diversity*, and *novelty* are not. Also the objectives for *diversity*, and *novelty* would appear to correspond with longer term goals for the sole producer or the media source Wu et al. (2023). Thus, it is suggested that *diversity*, and *novelty* could be reflected by the producer value, p , in the model presented here. Although, Wu et al. (2023) also suggests that using the right “content features” when learning the consumer interests and preferences could produce news recommendations that have greater diversity.

A further notable result is that this model implicitly provides a threshold for how many units should be made available to the consumer. Specifically, the threshold for D^* and the corresponding N^* are endogenously determined. While in the literature there is only a fixed number or an exogenous cutoff based on some external factor.

3.5 Applications

The description of the media source has so far been short of application details. This was intentional to emphasize the algorithm and the results. To tie in the general nature of this presentation to real world situations some examples are provided in Table 1. Depending on type, the media source could be the sole producer or there could be many independent producers. Also included in the table are considerations for how the different media types might interpret producer value, p , for consumption by a specific consumer.

The examples are suggestive, and there may be cases where one of the examples is a different type. For example, in some cases, a media source for advertising may be a sole producer, or a media source for news may choose to let editors or contributors act as independent producers.

When the media source is the sole producer, the producer value, p , should reflect the media source’s objectives for increasing long term participation by increasing exposure to content outside what would otherwise be made available to a consumer based on their profile and activity. The p value in this case is in effect a means for promoting certain content to specific consumers. The media source would need to consider (1) the expected future increase in $Q(D^*)$ from promoting the content item and (2) the expected loss in the current period from promoting an item that the consumer is not interested in. While the goals

Table 1: Media Source Examples

Type	Media source is sole producer	Producers are independent
Examples	news outlets, news aggregators, trade publications, niche publishers, content recommendations, status messaging, autonomous agents	social media, user generated content, group discussions, advertising, promotions and offers, personal aggregators
Producer Value	Generated based on media source objectives	Determined by the producer’s audience ranking

for the media source to promote certain content are in general similar to the objectives discussed in the Recommender Systems literature for content *diversity* and *novelty*, the approach here is different because the decision to promote an item is explicitly considering the changes in D^* for the consumer.

When the producers are independent from the media source, the producer value p should be determined by using limits that incentivize the content producers to identify and rank desired consumers. Then the media source would assign producer value, p , specific to the item and consumer based on the rank provided by the producer. Having the producers identify and rank consumers by their profile characteristics provides a mechanism for producers to reveal producer value, p , and optimize their reach.

4 Conclusion

A model has been described that addresses the fundamental trade off between media producers who want to increase reach and media consumers who provide attention based on the rate of utility, q , that they receive from the content units they consume. With a declining relationship between an increase in content units from a media source and the consumers expected rate of utility from those units, it is shown that the level of content units consumed by the consumer in a period of time depends on the underlying distribution, D , of potentially available content units in that period, $W(D)$. This relation is a crucial part of the value function for both the media source and a sole producer. Where the sole producer values the combination of producer unit value and consumer participation, $W(D)$, and the media source values the combination of producer unit value and potential consumer participation, $M(D)$.

The algorithm generates a distribution of content, D^* , that optimizes relative to the value functions of the media source and as a byproduct optimizes the consumer’s participation and the result for the sole producer. The distribution, D^* , is shown to correspond with a Nash equilibrium between the media source, consumer, and producer under very general conditions. Even when there is an increase in expected unit producer value, neither the sole producer or media source have incentive to move away from D^* .

The analysis of the algorithmic procedure shows that the best possible distribution beyond D^* cannot have both an increase in expected unit producer value and an increase in the potential participation volume, $M(D)$, from the consumer. The analysis also shows that only with an increase in the potential volume will there be a possibility of going beyond D^* . Depending on the slope of the increase of the potential volume relative to the change in the number of units, there are two possibilities of going beyond D^* . The first occurs when the slope is positive and < 1 . This requires a carveout of D^* as detailed in Algorithm 2, and leads to a Pareto efficient Nash equilibrium under realistic conditions. The other occurs when the slope is ≥ 1 and leads to a second local Nash equilibrium that is preferred over the original by the media source and consumer and at least indifferent to the sole producer.

The mechanism depends on the media source to make the decisions, but under the influence of incentives and disincentives from the consumer and sole producer. These incentives could be monetary or a threat to disengage with the media source. Since the result of the algorithms is Nash equilibrium, the incentives do not really come into play unless there are other considerations causing deviations.

Cases where this normative mechanism will not apply were also discussed, although in some of those cases it may be beneficial for all the participants to utilize the mechanism. Further in these cases, the model provides useful insights to understand where inefficiencies exist, and also where other mechanisms lead to inferior outcomes.

While consumer utility and participation dominates the analysis, overall producer participation benefits as well via the gains of the sole producer. Further analysis of individual producer participation is left to future research.

A comparison with the literature for Recommender systems shows that the approach here provides some distinct advantages in general and especially in cases combining multiple objectives where the different objectives can be considered as producer or consumer objectives. Consumer participation is the common metric shared between both the consumer and the sole producer that leads to a unique and endogenous mechanism. The mechanism in turn provides both a Nash equilibrium and Pareto efficient way for combining multiple objectives between consumers and producers as well as the endogenous determination of an optimal content volume for each consumer.

References

- Acharya, Krishna et al.: Producers equilibria and dynamics in engagement-driven recommender systems. In: arXiv preprint arXiv:2401.16641 2024.
- Ambrus, Attila, Emilio Calvano, and Markus Reisinger: Either or both competition: A” two-sided” theory of advertising with overlapping viewerships. In: *American Economic Journal: Microeconomics* 8.3 (2016), 189–222.
- Anderson, Simon P and Stephen Coate: Market provision of broadcasting: A welfare analysis. In: *The review of Economic studies* 72.4 (2005). Publisher: Wiley-Blackwell, 947–972.
- Becker, Gary S: A Theory of the Allocation of Time. In: *The economic journal* 1965. Publisher: JSTOR, 493–517.
- Ben-Porat, Omer, Itay Rosenberg, and Moshe Tennenholtz: Content provider dynamics and coordination in recommendation ecosystems. In: *Advances in Neural Information Processing Systems* 33 (2020), 18931–18941.
- Ben-Porat, Omer and Moshe Tennenholtz: A game-theoretic approach to recommendation systems with strategic content providers. In: *Advances in Neural Information Processing Systems* 31 (2018).
- Boutilier, Craig, Martin Mladenov, and Guy Tennenholtz: Modeling Recommender Ecosystems: Research Challenges at the Intersection of Mechanism Design, Reinforcement Learning and Generative Models. In: arXiv preprint arXiv:2309.06375 2023.
- “Recommender Ecosystems: A Mechanism Design Perspective on Holistic Modeling and Optimization.” In: *Proceedings of the AAAI Conference on Artificial Intelligence*. Vol. 38. Issue: 20. 2024, pp. 22575–22583.
- Cai, Qingpeng et al.: “Mechanism design for personalized recommender systems.” In: *Proceedings of the 10th ACM Conference on Recommender Systems*. 2016, pp. 159–166.
- Cai, Yang and Constantinos Daskalakis: “Recommender systems meet mechanism design.” In: *Proceedings of the 23rd ACM Conference on Economics and Computation*. 2022, pp. 897–914.
- Chen, Jin et al.: When large language models meet personalization: Perspectives of challenges and opportunities. In: *World Wide Web* 27.4 (2024), 42.
- DeSerpa, Allan C: A theory of the economics of time. In: *The Economic Journal* 81.324 (1971). Publisher: JSTOR, 828–846.
- Evans, Alan W: On the theory of the valuation and allocation of time. In: *Scottish Journal of Political Economy* 19.1 (1972). Publisher: Wiley Online Library, 1–17.
- Ge, Yingqiang et al.: “Toward Pareto efficient fairness-utility trade-off in recommendation through reinforcement learning.” In: *Proceedings of the fifteenth ACM international conference on web search and data mining*. 2022, pp. 316–324.

- Goossen, Frank et al.: “News personalization using the CF-IDF semantic recommender.” In: *Proceedings of the International Conference on Web Intelligence, Mining and Semantics*. 2011, pp. 1–12.
- Guy, Ido et al.: “Social media recommendation based on people and tags.” In: *Proceedings of the 33rd international ACM SIGIR conference on Research and development in information retrieval*. 2010, pp. 194–201.
- Jagadeesan, Meena, Nikhil Garg, and Jacob Steinhardt: Supply-side equilibria in recommender systems. In: *Advances in Neural Information Processing Systems 36* (2024).
- Jara-Díaz, Sergio R: On the goods-activities technical relations in the time allocation theory. In: *Transportation* 30.3 (2003). Publisher: Springer, 245–260.
- Li, Miaomiao and Licheng Wang: A survey on personalized news recommendation technology. In: *IEEE Access* 7 (2019). Publisher: IEEE, 145861–145879.
- Lin, Xiao et al.: “A pareto-efficient algorithm for multiple objective optimization in e-commerce recommendation.” In: *Proceedings of the 13th ACM Conference on recommender systems*. 2019, pp. 20–28.
- Marois, René and Jason Ivanoff: Capacity limits of information processing in the brain. In: *Trends in cognitive sciences* 9.6 (2005). Publisher: Elsevier, 296–305.
- McFadden, Brian: A Theory of Media Consumption and Demand, with Implications for Media Industry Structure and Firm Strategy. In: SSRN 2019. URL: <http://dx.doi.org/10.2139/ssrn.3097558>.
- Meng, Xiangfu et al.: A survey of personalized news recommendation. In: *Data Science and Engineering* 8.4 (2023). Publisher: Springer, 396–416.
- Myerson, Roger B: *Game theory: analysis of conflict*. 1997.
- Ophir, Eyal, Clifford Nass, and Anthony D Wagner: Cognitive control in media multitaskers. In: *Proceedings of the National Academy of Sciences* 106.37 (2009). Publisher: National Acad Sciences, 15583–15587.
- Pew Research Center: The modern news consumer. In: 2016. URL: <https://www.journalism.org/2016/07/07/the-modern-news-consumer/>.
- Ribeiro, Marco Tulio et al.: Multiobjective pareto-efficient approaches for recommender systems. In: *ACM Transactions on Intelligent Systems and Technology (TIST)* 5.4 (2014). Publisher: ACM New York, NY, USA, 1–20.
- Silveira, Thiago et al.: How good your recommender system is? A survey on evaluations in recommendation. In: *International Journal of Machine Learning and Cybernetics* 10 (2019). Publisher: Springer, 813–831.
- Todd, J Jay and René Marois: Posterior parietal cortex activity predicts individual differences in visual short-term memory capacity. In: *Cognitive, Affective, & Behavioral Neuroscience* 5.2 (2005). Publisher: Springer, 144–155.
- Wang, Shanfeng et al.: Multi-objective optimization for location-based and preferences-aware recommendation. In: *Information Sciences* 513 (2020). Publisher: Elsevier, 614–626.
- Wu, Chuhan et al.: Personalized news recommendation: Methods and challenges. In: *ACM Transactions on Information Systems* 41.1 (2023). Publisher: ACM New York, NY, 1–50.
- Zitzler, Eckart, Marco Laumanns, and Lothar Thiele: SPEA2: Improving the strength Pareto evolutionary algorithm. In: *TIK report 103* (2001). Publisher: ETH Zurich.

Mathematical Appendix

Proofs for Lemmas 1 - 10 and Derivations of Equations 6, 7, and 8.

- Proof of **Lemma 1**: This is obvious from optimizing the cases where $M > N$ and $M < N$ as the optimal for each case converges to the point where $M = N$.
- For proof of **Lemma 2** see Proposition 6 below.
- For proof of **Lemma 3** see Proposition 4 and note that $\frac{T(p_{r_2})}{E(T|D^*)} > 1$ implies that $\frac{E(T|D')}{E(T|D^*)} > 1$.
- For proof of **Lemma 4** see Proposition 9 and also propositions 5, 7, and 8. When as in Proposition 9 $F_{low}(N_{r_2}) > F_{up}(N_{r_2})$ holds, where F_{low} is the lower bounds needed for $\Delta_S > 0$ and F_{up} is the upper bounds needed for the point r_1 to be added before point r_2 . However, since $F_{low}(N_{r_2}) > F_{up}(N_{r_2})$ the threshold for positive Δ_S is a range where the point r_2 is not viable (meaning it cannot be added after D^*). Thus at least under restrictions on N_{r_2} and N_{r_1} from the proposition, a $\Delta_S > 0$ is not possible.
- For derivations of threshold **equation 6**, the reactive case of $X_{l\kappa}$, see derivation of equation 60 and 67 below.
- The derivation of **equation 7**, the reactive case of $X_{l\kappa}$, follows: When choosing D' the media source and sole producer will have combined two period value of $E(T|D')N(D') + \frac{M'}{N'}E(T|D^*)M(D^*)$. When not choosing D' the media source and sole producer will have combined value of $2E(T|D^*)M(D^*)$. Comparing the two choices:

$$E(T|D')N' + \frac{M'}{N'}E(T|D^*)M(D^*) > 2E(T|D^*)M(D^*)$$

Substituting $N' = 1 + N_{r_2}$, $M(D^*) = 1$, $M(D') = 1 + \kappa N_{r_2}$, and $E(T|D') = \frac{E(T|D^*) + N_{r_2}T(p_{r_2})}{1 + N_{r_2}}$ yields,

$$\begin{aligned} \frac{M'}{N'}E(T|D^*) &> 2E(T|D^*) - E(T|D')N' \\ 1 + \kappa N_{r_2} &> \frac{(1 + N_{r_2}) [2E(T|D^*) - E(T|D')(1 + N_{r_2})]}{E(T|D^*)} \end{aligned}$$

and as a restriction on κ ,

$$\kappa > 1 - \frac{T(p_{r_2})}{E(T|D^*)} (1 + N_{r_2})$$

- For the derivation of **equation 8** see derivation of equations 62 and 70 below.
- For proof of **Lemma 5** see Facts 3, 5, 6, 7, and 8 below.
- For proof of **Lemma 6** see Fact 4 below.
- For proof of **Lemma 7** see Facts 8, 9, and 10 below.
- Proof of **Lemma 8**

Let, $D^{-*} = D^* - Y$ where $Y \subset D^*$, and let $D^{'+} = D^* - Y + I_{r_2}$ where $I_{r_2} = D' - D^*$. Also, normalization $M(D^*) = N(D^*) = 1$ (see details below). For the consumer to prefer $D^{'+}$ this inequality must hold,

$$N_{r_2}c_{r_2} + Q(D^{-*})(1 - N_Y) \geq Q(D^*)$$

Substituting $(1 - N_Y)Q(D^{-*}) = Q(D^*) - N_YQ(Y)$ yields $N_{r_2}c_{r_2} - N_YQ(Y) > 0$ proving the inequality holds when the gain to the consumer is positive. The condition for this is:

$$Q(Y)N_Y \leq N_{r_2}c_{r_2} \quad (15)$$

This simplifies to $S_c = \sum_{x \in Y} N_x c_x$ and $S_c \leq c_{r_2} N_{r_2}$. Also $\bar{N}_Y = \sum_{x \in Y} N_x$

The formula for N_Y is,

$$N_Y = N' - M \left(\frac{Q(D^*) - S_c + N_{r_2}c_{r_2}}{1 - \bar{N}_Y + N_{r_2}} \right) \quad (16)$$

Thus holding \bar{N}_Y fixed at a value $< N_Y$, if at least one c_x decreases S_c will decrease and M will increase. As more points are added to Y , \bar{N}_Y increases, and further increasing M , thus decreasing N_Y until $\bar{N}_Y \cong N_Y$. Thus $N_Y < N(D') - M(D')$ decreases as $Q(Y)$ decreases. Thus proving $\frac{dN_Y}{dQ(Y)} > 0$ and the first part of the Lemma.

For the sole producer to be at least indifferent between D^* and D'^+ this partial inequality must hold.

$$E(T|D^{-*})(1 - N_Y) + N_{r_2}T(p_{r_2}) \geq E(T|D^*)M(D^*)$$

Note that $M(D^*) = 1$ and $E(T|D^{-*}) = \frac{E(T|D^*) - E(T|Y)N_Y}{(1 - N_Y)}$ and substituting,

$$E(T|D^*) - E(T|Y)N_Y + N_{r_2}T(p_{r_2}) \geq E(T|D^*)$$

Reducing yields,

$$N_{r_2}T(p_{r_2}) \geq E(T|Y)N_Y \quad (17)$$

Thus completing the proof.

- Proof of **Lemma 9**: The condition for $\Delta_V > 0$ is,

$$\Delta_V = \left[\frac{N(D^*)}{N(D')} E(T|D^*) + \left(1 - \frac{N(D^*)}{N(D')} \right) T(p) \right] M(D') - E(T|D^*)M(D^*)$$

Normalizing N around D^* as $M(D^*) = N(D^*) = 1$ (see rationale below)

$$\Delta_V = \left[\frac{1}{N(D')} E(T|D^*) + \frac{N(D') - 1}{N(D')} T(p) \right] M(D') - E(T|D^*) > 0$$

$$[E(T|D^*) + (N(D') - 1)T(p)] M(D') - N(D')E(T|D^*) > 0$$

$$\left[1 + (N(D') - 1) \frac{T(p)}{E(T|D^*)} \right] M(D') > N(D')$$

$$M(D') > \frac{N(D')}{1 + (N(D') - 1) \frac{T(p)}{E(T|D^*)}}$$

$$M(D') > \frac{1 + N_{r_2}}{1 + N_{r_2} \frac{T(p)}{E(T|D^*)}}$$

$$M(D') = 1 + \kappa_{r_2} N_{r_2} > \frac{1 + N_{r_2}}{1 + N_{r_2} \frac{T(p)}{E(T|D^*)}}$$

$$\begin{aligned}\kappa_{r_2} N_{r_2} &> \frac{1 + N_{r_2} - 1 + N_{r_2} \frac{T(p)}{E(T|D^*)}}{1 + N_{r_2} \frac{T(p)}{E(T|D^*)}} = \frac{N_{r_2} - N_{r_2} \frac{T(p)}{E(T|D^*)}}{1 + N_{r_2} \frac{T(p)}{E(T|D^*)}} \\ \kappa_{r_2} &> \frac{1 - \frac{T(p)}{E(T|D^*)}}{1 + N_{r_2} \frac{T(p)}{E(T|D^*)}}\end{aligned}$$

Thus, showing $X_{l\kappa} > 1 \iff \frac{T(p_2)}{E(T|D^*)} < 0$ and $X_{l\kappa} = 1 \iff \frac{T(p_2)}{E(T|D^*)} = 0$.

- Proof of **Lemma 10**: the Δ_V between D^* and D^{2*} can be determined by noting that $M(D^*) = N(D^*)$ and $M(D^{2*}) = N(D^{2*})$ and substituting into equation 4 to get:

$$\begin{aligned}\Delta_V &= \left[\frac{N(D^*)}{N(D^{2*})} E(T|D^*) + \left(1 - \frac{N(D^*)}{N(D^{2*})} \right) T(p) \right] M(D^{2*}) - E(T|D^*) M(D^*) \\ \Delta_V &= [N(D^*) E(T|D^*) + (N(D^{2*}) - N(D^*)) T(p)] \frac{M(D^{2*})}{N(D^{2*})} - E(T|D^*) M(D^*)\end{aligned}$$

Letting $M(D^*) = N(D^*) = 1$ and noting $T(p) = 0$ yields,

$$\Delta_V = E(T|D^*) + (N(D^{2*}) - 1) T(p) - E(T|D) = 0$$

Distribution Math

As in the main paper, a distribution D consists of a probability density function or mapping Φ over a discrete multidimensional region R and a volume of scalar N . The frequency for the distribution is $N\phi_r \forall r \in R$. Combining two distributions D_1 and D_2 simply involves the combination of the frequencies at each point in the combined region. So for $D' = D_1 + D_2$ the frequency for D' at each point $r \in R_1 \cup R_2$ is $N_1\phi_{1r} + N_2\phi_{2r}$, and the density for each point $r \in R_1 \cup R_2$ is $\frac{1}{N_1+N_2} [N_1\phi_{1r} + N_2\phi_{2r}]$. A special distribution used in the analysis is the distribution for a single point $r = \{c, p\}$ denoted as I_r .

Assumption 2 (Additive Q). *For 2 non-overlapping distributions D_1 and D_2 with the combined distribution $D_{12} = D_1 + D_2$ and regions such that $R_{12} = R_1 + R_2$, the following relation for Q holds*

$$Q(D_{12}) = \frac{N_1}{N_1 + N_2} Q(D_1) + \frac{N_2}{N_1 + N_2} Q(D_2) \quad (18)$$

This assumption is inclusive of most, if not all, practical functions for Q .

Proposition 1. *Let D'' be the distribution after two incremental changes, and let 1, 2 or 2, 1 be the order of the incremental changes, then $Q(D''|1, 2) = Q(D''|2, 1)$.*

Proof. This follows from the assumption 2 on Q for altering the order that distributions are combined:

$$Q(D_{R'}) = \frac{N}{N + N_I} Q(D_R) + \frac{N_I}{N + N_I} Q(D_I)$$

Where $R' - R = I$ with D_I and scalar N_I . Using the formula to add the increments I_1 and I_2 in different order yields the same result.

$$Q(D''|2, 1) = Q(D''|1, 2) = \frac{N}{N + N_{I_1} + N_{I_2}} [NQ(D_R) + N_{I_1}Q(D_{I_2}) + N_{I_2}Q(D_{I_1})]$$

□

Proposition 1 confirms that the order that incremental distributions are added does not impact q .

Value Functions

Let Φ and Φ' be a density functions on a finite discrete region R that bounds a set of combinations, with $\sum_{\forall r \in R} \phi_r = 1$ and $0 \leq \phi_r < 1$. Let T be a function or mapping with a value for each point in the region. So, the expected value for T over the region R given Φ would be $E(T|\Phi) = \sum_{\forall r \in R} \phi_r T_r$, where T_r is the value of T at the point r . Let D be the distribution with density function Φ and volume N , and let D' be the distribution with density Φ' and volume N' . Further let Y be a distribution such that $D' = D + Y$ and let $H(T|Y)$ be $E(T|\Phi_Y)$. Then,

$$E(T|\Phi') = E(T|\Phi) \frac{N}{N'} + H(T|Y) \frac{N' - N}{N'} \quad (19)$$

Let $Z(D_R)$ be a function determined from the distribution D_R . For example, the potential participation for D_R , where $Z(D_R)$ would be $M(Q(D_R))$.

Fact 1. For a value function $V = E(T|\Phi)Z$, where Z is a value determined from the distribution D and Z' is determined from distribution D' , the change in the value function

$$\Delta_V = V' - V = E(T|\Phi')Z' - E(T|\Phi)Z = \left(E(T|\Phi) \frac{N}{N'} + H(T|Y) \frac{N' - N}{N'} \right) Z' - E(T|\Phi)Z \quad (20)$$

Proof. Plugging equation 19 into $V' - V$, yields

$$\begin{aligned} V' - V &= \left(E(T|\Phi) \frac{N}{N'} + H(T|Y) \frac{N' - N}{N'} \right) Z' - E(T|\Phi)Z = \\ &E(T|\Phi) \left(\frac{N}{N'} Z' - Z \right) + H(T|Y) \frac{N' - N}{N'} Z' \end{aligned}$$

□

Special Cases of Δ_V

Unit Incremental Distributions Next consider Δ_V when D' results from an unit incremental change in D . Let I_r be the increment distribution, so $D' = I_r + D$ and $N_{I_r} = 1$. Thus, $E(T|D') = E(T|D) \frac{N}{N+1} + T_r \frac{1}{N+1}$, and

$$\Delta_V = E(T|D) \left(\frac{N}{N+1} Z' - Z \right) + T_r \frac{Z'}{N+1} \quad (21)$$

Incremental Point Shifts These shifts will occur at one point, but will not be limited by size. Effectively, for an incremental point added the range is $0 < (N' - N) < \infty$. Thus Δ_V from a distribution change at point r is,

$$\Delta_V = E(T|D) \left(\frac{N}{N'} Z' - Z \right) + T_r \frac{(N' - N)}{N'} Z' \quad (22)$$

General Distribution Shifts For a more general shift let Y be a distribution with standard density Φ with $-\infty < N_Y < \infty$ subject to the limitation that for each point $r \in R'$ is $N\phi_r + N_Y\phi_{Y_r} \geq 0$. Then for the case where $D' = D + Y$ we have the most general case of a distribution change. Thus $N' = N + N_Y$ and

$$E(T|D') = E(T|D) \frac{N}{N'} + H(T|Y) \frac{N_Y}{N'} \quad (23)$$

This form includes the incremental cases above. Here the distribution change is,

$$\Delta_V = E(T|D) \left(\frac{N}{N'} Z' - Z \right) + H(T|Y) \frac{N_Y}{N'} Z' \quad (24)$$

It should be clear that equations 21, and 22 are special cases of equation 24 and both reductive and expansive increments are included in the formulation.

Value Function with M

Letting $Z = M(D)$ and $Z' = M(D')$ in equation 24, simplifying, and specifying for a single point with production value p yields:

$$\Delta_V = E(T|D)N(D) \left(\frac{M(D')}{N(D')} - \frac{M(D)}{N(D)} \right) + T(p) (N(D') - N(D)) \frac{M(D')}{N(D')} \quad (25)$$

Equation 25 is the same as 4. This equation can also be expressed in terms of the probability of an incremental point r with distribution I_r as,

$$\Delta_V = [(1 - \phi_r)E(T|D) + \phi_r T(p)] M(D') - E(T|D)M(D) \quad (26)$$

Where $D' = D + I_r$ and $\phi_r = 1 - \frac{N(D)}{N(D')}$ is the probability of incremental point r , and $1 - \phi_r$ is the probability of the points in the initial distribution.

The condition for $\Delta_V > 0$ can be derived from either Equation 25 or 26 as:

$$\left[(1 - \phi_r) + \phi_r \frac{T(p)}{E(T|D)} \right] > \frac{M(D)}{M(D')} \implies \Delta_V > 0 \quad (27)$$

or equivalently,

$$\left(N(D) \frac{1}{N(D')} \right) + \frac{T(p)}{E(T|D)} (N(D') - N(D)) \frac{1}{N(D')} > \frac{M(D)}{M(D')} \quad (28)$$

Note if $D = D^*$ and normalizing volume at D^* so $N(D) = M(D) = 1$ and substituting yields,

$$\frac{T(p)}{E(T|D)} (N(D') - 1) > \frac{N(D') - M(D')}{M(D')}$$

further defining $\frac{M(D')-1}{N(D')-1} = \kappa$ and $N_{r_2} + 1 = N(D')$, and substituting yields,

$$\kappa > \frac{1 - \frac{T(p)}{E(T|D)}}{\frac{T(p)}{E(T|D)} N_{r_2} + 1} \quad (29)$$

Alternative Value Functions

For simplicity when comparing points to choose for the best incremental increase, it is only necessary to compare $[(1 - \phi_r)E(T|D) + \phi_r T(p)] M(D')$ as the term $-\frac{M(D)}{N(D)} E(T|D)N(D)$ will always be the same for the points to be compared.¹⁸ Further can break down $M(D')$ as $M((1 - \phi_r)Q(D) + \phi_r c)$. The comparison function becomes:

$$\Xi(c, p, \phi_r | D) = [(1 - \phi_r)E(T|D) + \phi_r T(p)] M((1 - \phi_r)Q(D) + \phi_r c)$$

Rearranging,

$$\Xi(c, p, \phi_r | D) = [E(T|D) + \phi_r (T(p) - E(T|D))] M(Q(D) + \phi_r (c - Q(D))) \quad (30)$$

This is generally easier to work with and otherwise equivalent to Δ_V . It is clear from the formulation above that as long as $c \leq Q(D)$ and D_0 includes a point with the highest available c , that M is going to decline or stay the same with the addition of the next point.

Proposition 2. *The value functions $\Lambda(r, N_r, D) = \Delta_V$ and $\Lambda(r, N_r, D) = \Xi$ are equivalent when applied to determine the preferred incremental distribution relative to a common base distribution D .*

Proof. The equivalence of Δ_V and Ξ can be shown. Since functions Δ_V and Ξ differ only by a constant so any ranking of incremental distributions or shifts relative to distribution D will be the same for either Δ_V or Ξ . \square

¹⁸note $\phi_r = 1 - \frac{N(D)}{N(D')}$ and $1 - \phi_r = \frac{N(D)}{N(D')}$

Properties of Ξ :

$$\begin{aligned} \frac{\partial \Xi}{\partial \phi_r} &= E(T|D) \frac{dM}{dq} (c - Q(D)) + (T(p) - E(T|D)) \left(M + \frac{dM}{d(q)} (c - Q(D)) \phi_r \right) \\ \frac{\partial \Xi}{\partial c} &= \frac{dM}{dq} \phi_r \\ \frac{\partial \Xi}{\partial p} &= \frac{dT}{dp} M \phi_r \end{aligned}$$

If there is a direction where c decreases and p increases the ratio $\frac{\frac{dM}{dq}}{\frac{dT}{dp} M}$ specifies a threshold for how many units of p per unit of c are needed at the margin to increase Ξ .

As in equation 21 there are cases where it might be desired to assume $N' - N = 1$. Applying this to equation 30 yields:

$$\Upsilon = \left[E(T|D) \frac{N(D)}{N(D)+1} + \frac{1}{N(D)+1} T(p) \right] M(Q(D)) - \frac{1}{N(D)+1} (Q(D) - c)$$

Properties of Υ :

$$\begin{aligned} \frac{\partial \Upsilon}{\partial c} &= \frac{dM}{dq} \frac{1}{N(D)+1} \\ \frac{\partial \Upsilon}{\partial p} &= \frac{dT}{dp} M \frac{1}{N(D)+1} \end{aligned}$$

As with Ξ , if there is a direction where c decreases and p increases, the ratio $\frac{\frac{dM}{dq}}{\frac{dT}{dp} M}$ specifies a threshold for how many units of p per unit of c are needed at the margin to increase Υ . Also, as a value function, Υ is equivalent to Δ_V for the same reasons as for Ξ .

Sequences of Incremental Distributions

This section provides analysis of conditions for the order incremental distributions would be added in the sequence of distributions Θ . The resulting restrictions are useful in further proofs.

Comparing Initial Distributions

Consider two possible initial distributions Y_a and Y_b with value functions respectively $V_a = E(T|Y_a)M(Y_a)$ and $V_b = E(T|Y_b)M(Y_b)$. Thus initial distribution Y_a is preferred over Y_b when,

$$E(T|Y_a)M(q_a) > E(T|Y_b)M(q_b)$$

Assuming $M(q) = \zeta q^\alpha$ is at least an approximation of $M(q)$ where $0 < \alpha < 1$, then

$$\frac{M(q_a)}{M(q_b)} = \left(\frac{q_a}{q_b} \right)^\alpha > \frac{E(T|Y_b)}{E(T|Y_a)}$$

Obviously, if both $q_b < q_a$ and $E(T|Y_b) < E(T|Y_a)$, then Y_a is preferred. So consider the case where $q_b < q_a$ and $E(T|Y_b) > E(T|Y_a)$. In this case, it is possible, especially for small values of α that,

$$\frac{q_a}{q_b} > \frac{E(T|Y_b)}{E(T|Y_a)} > \left(\frac{q_a}{q_b} \right)^\alpha \quad (31)$$

Indicating that that percentage advantage of q_a over q_b must be significantly greater than the advantage of $E(T|Y_b)$ over $E(T|Y_a)$.

Consider the case when Y_a is a single point, $\{c, p\}$, so,

$$\frac{M(q_a)}{M(q_b)} = \left(\frac{c}{q_b} \right)^\alpha > \frac{E(T|Y_b)}{T(p)} \quad (32)$$

Sequence Order with a Distribution Shift

In this subsection, conditions for a point r to be added to the sequence after a distribution Y are analyzed.

Sequence Scenario A: A distribution shift with an initial distribution D_a and a general incremental distribution Y covering potentially multiple points as in equation 24, and a second distribution D_b such that $D_b = D_a + Y$. Also let N_a be the volume of the initial distribution, and N_Y be the volume of the incremental distribution Y .

The formula for Ξ in this scenario is:

$$\Xi = \left(E(T|D_a) \frac{N_a}{N_b} + H(T|Y) \frac{N_a - N_b}{N_b} \right) M_b$$

Assume $Q(D_b) < Q(D_a)$ so that $M_b < M_a$, and consider adding an incremental point $r = \{c, p\}$, where $c > Q(D_b)$. So $D' = D_b + I_r$ yields:

$$Q(D') = \left[\frac{N_a}{N_a + N_Y} Q(D_a) + \frac{N_Y}{N_a + N_Y} Q(Y) \right] \frac{N_a + N_Y}{N_a + N_Y + N_r} + c \frac{N_r}{N_a + N_Y + N_r}$$

Note from above and Proposition 1 that $D_a + I_r + Y$ results in the same distribution regardless if I_r is added to D_a first or if Y is added first. However, knowing conditions for adding Y before r provides a potentially useful constraint. For Y to be added to in the sequence before I_r this inequality of the value functions must hold,

$$\left[E(T|D_a) \frac{N_a}{N_a + N_Y} + H(T|Y) \frac{N_Y}{N_a + N_Y} \right] M_b > \left[E(T|D_a) \frac{N_a}{N_a + N_r} + T(p) \frac{N_r}{N_a + N_r} \right] M_{ar} \quad (33)$$

Where $D_{ar} = D_a + I_r$ and $M_{ar} = M(Q(D_{ar}))$. Rearranging and expressing $T(p)$ and $H(T|Y)$ relative to $E(T|D_a)$ yields,

$$\frac{\frac{N_a}{N_a + N_Y} + \frac{H(T|Y)}{E(T|D_a)} \frac{N_Y}{N_a + N_Y}}{\frac{N_a}{N_a + N_r} + \frac{T(p)}{E(T|D_a)} \frac{N_r}{N_a + N_r}} > \frac{M_{ar}}{M_b} > 1 \quad (34)$$

Note that $\frac{M_{ar}}{M_b} > 1$ because $c > Q(D_b)$. This implies that if Y was added first over I_r then

$$\frac{N_a}{N_a + N_Y} + \frac{H(T|Y)}{E(T|D_a)} \frac{N_Y}{N_a + N_Y} > \frac{N_a}{N_a + N_r} + \frac{T(p)}{E(T|D_a)} \frac{N_r}{N_a + N_r}.$$

Assuming $M(q) = \zeta q^\alpha$ is at least an approximation of $M(q)$ where $0 < \alpha < 1$, then $\frac{M_{ar}}{M_b} = \left(\frac{q_{ar}}{q_b} \right)^\alpha$.

Consider,

$$\begin{aligned} \frac{q_{ar}}{q_b} &= \frac{Q(D_{ar})}{Q(D_b)} = \frac{\frac{N_a}{N_a + N_r} Q(D_a) + \frac{N_r}{N_a + N_r} c}{\frac{N_a}{N_a + N_Y} Q(D_a) + \frac{N_Y}{N_a + N_Y} Q(Y)} = \\ &= \frac{\frac{N_a}{N_a + N_r} + \frac{N_r}{N_a + N_r} \frac{c}{Q(D_a)}}{\frac{N_a}{N_a + N_Y} + \frac{N_Y}{N_a + N_Y} \frac{Q(Y)}{Q(D_a)}} > 1 \end{aligned} \quad (35)$$

Substituting equation 35 into $\frac{M_{ar}}{M_b} = \left(\frac{q_{ar}}{q_b} \right)^\alpha$, yields:

$$\frac{M_{ar}}{M_b} = \left(\frac{\frac{N_a}{N_a + N_r} + \frac{N_r}{N_a + N_r} \frac{c}{Q(D_a)}}{\frac{N_a}{N_a + N_Y} + \frac{N_Y}{N_a + N_Y} \frac{Q(Y)}{Q(D_a)}} \right)^\alpha$$

then substituting into equation 34 yields:

$$\frac{\frac{N_a}{N_a + N_Y} + \frac{H(T|Y)}{E(T|D_a)} \frac{N_Y}{N_a + N_Y}}{\frac{N_a}{N_a + N_r} + \frac{T(p)}{E(T|D_a)} \frac{N_r}{N_a + N_r}} > \frac{M_{ar}}{M_b} = \left(\frac{\frac{N_a}{N_a + N_r} + \frac{N_r}{N_a + N_r} \frac{c}{Q(D_a)}}{\frac{N_a}{N_a + N_Y} + \frac{N_Y}{N_a + N_Y} \frac{Q(Y)}{Q(D_a)}} \right)^\alpha > 1 \quad (36)$$

Rearranging terms implies this condition on c :

$$\frac{c}{Q(D_a)} < \frac{N_a + N_r}{N_r} \left(M_b \frac{\frac{N_a}{N_a + N_Y} + \frac{H(T|Y)}{E(T|D_a)} \frac{N_Y}{N_a + N_Y}}{\frac{N_a}{N_a + N_r} + \frac{T(p)}{E(T|D_a)} \frac{N_r}{N_a + N_r}} \right)^{\frac{1}{\alpha}} - \frac{N_a}{N_r} \quad (37)$$

The inequality in equation 37 must hold for the point r to be added in the sequence after the distribution Y . Further note that c is not limited to be $< Q(D_a)$.

Comparing Points for Sequence Order

In this subsection conditions for a point r_1 to be added in the sequence before point r_2 are analyzed. A useful constraint is derived to provide the threshold for when a point r_1 would be added before point r_2 . Letting D_a be the initial distribution as above and M_{ar} and N_r be the respective values for increment for point $r \in \{r_1, r_2\}$ and substituting into equation 33 yields,

$$\left[\frac{N_a}{N_a + N_{r_1}} + \frac{T(p_1)}{E(T|D_a)} \frac{N_{r_1}}{N_a + N_{r_1}} \right] M_{ar_1} > \left[\frac{N_a}{N_a + N_{r_2}} + \frac{T(p_2)}{E(T|D_a)} \frac{N_{r_2}}{N_a + N_{r_2}} \right] M_{ar_2} \quad (38)$$

Fact 2. For two points r_1 and r_2 with the same incremental volume ($N_{I_1} = N_{I_2}$), point r_1 is preferred over r_2 if (i) $p_{r_1} > p_{r_2}$ and $c_{r_1} > c_{r_2}$, or (ii) $p_{r_1} = p_{r_2}$ and $c_{r_1} > c_{r_2}$, or (iii) $p_{r_1} > p_{r_2}$ and $c_{r_1} = c_{r_2}$.

Proof. Utilizing equation 38 with $N_r = N_{r_1} = N_{r_2}$ reveals that

$$\left[\frac{N_a}{N_a + N_r} + \frac{T(p_1)}{E(T|D_a)} \frac{N_r}{N_a + N_r} \right] M_{ar_1} > \left[\frac{N_a}{N_a + N_r} + \frac{T(p_2)}{E(T|D_a)} \frac{N_r}{N_a + N_r} \right] M_{ar_2}$$

□

Note an alternative proof exists for \mathcal{T} and Δ_V when $T(p)$ is monotonically increasing in p , and M is monotonically increasing in c .

Proposition 3. For a preferred distribution sequence and points r_1 and r_2 , where $N_{r_2} < N_{r_1} < 1 = N_a$, r_1 is added before r_2 when:

- (i) $T(p_1) = T(p_2) = E(T|D)$ and $1 < \frac{1+N_{r_2} \frac{c_{r_2}}{Q(D)}}{1+N_{r_2}} < \frac{1+N_{r_2} \left(2 \frac{c_{r_2}}{Q(D)} - 1 \right)}{1+N_{r_2}} < \frac{c_1}{Q(D)} < \frac{c_2}{Q(D)}$ or alternatively $N_{r_2} < \frac{1}{2\eta-1}$ and $N_{r_1} > \frac{\eta N_{r_2}}{1+N_{r_2}(1-\eta)}$, where $\eta = \frac{c_{r_2} - Q(D)}{c_{r_1} - Q(D)}$; or
- (ii) $c_1 = c_2 = Q(D)$ and $1 < \frac{1+N_{r_2} \frac{T(p_2)}{E(T|D_a)}}{1+N_{r_2}} < \frac{1+N_{r_2} \left(2 \frac{T(p_2)}{E(T|D_a)} - 1 \right)}{1+N_{r_2}} < \frac{T(p_1)}{E(T|D_a)} < \frac{T(p_2)}{E(T|D_a)}$ or alternatively $N_{r_2} < \frac{1}{2\varsigma-1}$ and $N_{r_1} > \frac{\varsigma N_{r_2}}{1+N_{r_2}-\varsigma N_{r_2}}$, where $\varsigma = \frac{T(p_2) - E(T|D_a)}{T(p_1) - E(T|D_a)}$.

Corollary. The proposition further implies that for any N_a or any N_{r_1} , if $1 = \frac{c_1}{Q(D_a)} < \frac{c_2}{Q(D_a)}$ and $1 = \frac{T(p_1)}{E(T|D_a)} < \frac{T(p_2)}{E(T|D_a)}$, r_2 is preferred to r_1 .

Proof. Consider $D_1 = D_a + I_{r_1}$ and $D_2 = D_a + I_{r_2}$. If r_1 is added to the arbitrary distribution D_a before r_2 this inequality must hold,

$$\left[\frac{N_a}{N_a + N_{r_1}} + \frac{T(p_1)}{E(T|D_a)} \frac{N_{r_1}}{N_a + N_{r_1}} \right] M_{ar_1} > \left[\frac{N_a}{N_a + N_{r_2}} + \frac{T(p_2)}{E(T|D_a)} \frac{N_{r_2}}{N_a + N_{r_2}} \right] M_{ar_2}$$

For case (i) since $T(p_1) = T(p_2) = E(T|D)$ only M_{ar_1} and M_{ar_2} are of interest. In general, for $D' = D_a + I_r$

$$Q(D') = \frac{N_a}{N_a + N_r} Q(D_a) + \frac{N_r}{N_a + N_r} c$$

Thus, $Q(D'(N_r))$ is increasing in N_r for $c > Q(D_a)$.

For $M_{ar_1} > M_{ar_2}$ it must be that $Q(D_1) > Q(D_2)$ and the threshold on N_{r_1} for that inequality will be the value of N_{r_1} that solves,

$$Q(D_1) = \frac{N_a}{N_a + N_{r_1}} Q(D_a) + \frac{N_{r_1}}{N_a + N_{r_1}} c_{r_1} = \frac{N_a}{N_a + N_{r_2}} Q(D_a) + \frac{N_{r_2}}{N_a + N_{r_2}} c_{r_2} = Q(D_2)$$

Rearranging, normalizing all N values relative to $N_a = 1$, and presenting c relative to $Q(D_a)$, simplifies to,

$$1 + N_{r_1} \frac{c_{r_1}}{Q(D_a)} = \frac{1 + N_{r_1}}{1 + N_{r_2}} \left(1 + N_{r_2} \frac{c_{r_2}}{Q(D_a)} \right)$$

Rearranging further yields a simplified equation for the threshold as,

$$N_{r_1} [(1 + N_{r_2})(c_{r_1} - Q(D_a)) - N_{r_2}(c_{r_2} - Q(D_a))] = N_{r_2}(c_{r_2} - Q(D_a))$$

Expressing the threshold as an inequality for r_1 to be added before r_2 , and letting $\eta = \frac{c_{r_2} - Q(D)}{c_{r_1} - Q(D)}$

$$N_{r_1} [1 + N_{r_2} - \eta N_{r_2}] > N_{r_2} \eta$$

When $\frac{1+N_{r_2}}{N_{r_2}} < \eta$ the *L.H.S* < 0 and the inequality cannot hold for values of $N_{r_1} > 0$. Also when $\frac{1+N_{r_2}}{N_{r_2}} = \eta$ the denominator is zero and N_{r_1} is undefined. So the only viable case is when

$$\frac{1 + N_{r_2}}{N_{r_2}} > \eta \tag{39}$$

$$N_{r_2} < \frac{1}{\eta - 1} \tag{40}$$

where the inequality for N_{r_1} is,

$$N_{r_1} > \frac{N_{r_2} \eta}{1 + N_{r_2} (1 - \eta)} \tag{41}$$

Alternatively substituting for η into inequality yields this restriction on c_{r_1} ,

$$\frac{c_{r_1}}{Q(D_a)} > \frac{1 + N_{r_2} \frac{c_{r_2}}{Q(D_a)}}{1 + N_{r_2}} \tag{42}$$

With the constraint $N_{r_1} < 1$, this additional more restrictive restriction would apply.

$$\frac{c_{r_1}}{Q(D)} > 1 + \frac{2N_{r_2}}{1 + N_{r_2}} \left(\frac{c_{r_2}}{Q(D)} - 1 \right) \tag{43}$$

Further, it can be shown that,

$$N_{r_1} < 1 \implies N_{r_2} < \frac{1}{2\eta - 1}$$

Also note that $\frac{1+N_{r_2} \frac{c_{r_2}}{Q(D_a)}}{1+N_{r_2}} < \frac{c_{r_1}}{Q(D_a)} < \frac{c_{r_2}}{Q(D_a)} \implies 1 < \frac{c_{r_2}}{Q(D_a)}$ completing the proof for (i).

For (ii) When $c_1 = c_2 = Q(D)$ and $\frac{T(p_1)}{E(T|D_a)} < \frac{T(p_2)}{E(T|D_a)}$, $M_{ar_1} = M_{ar_2}$, and need to find the value of N_{r_1} that solves:

$$\frac{N_a}{N_a + N_{r_1}} + \frac{T(p_1)}{E(T|D_a)} \frac{N_{r_1}}{N_a + N_{r_1}} = \frac{N_a}{N_a + N_{r_2}} + \frac{T(p_2)}{E(T|D_a)} \frac{N_{r_2}}{N_a + N_{r_2}}$$

Rearranging, normalizing all N values relative to $N_a = 1$, simplifies the equation to:

$$1 + N_{r_1} \frac{T(p_1)}{E(T|D_a)} = \frac{1 + N_{r_1}}{1 + N_{r_2}} \left(1 + N_{r_2} \frac{T(p_2)}{E(T|D_a)} \right)$$

Rearranging,

$$N_{r_1} = \frac{N_{r_2} \left(\frac{T(p_2)}{E(T|D_a)} - 1 \right)}{\frac{T(p_1)}{E(T|D_a)} - 1 - N_{r_2} \left(\frac{T(p_2)}{E(T|D_a)} - \frac{T(p_1)}{E(T|D_a)} \right)}$$

$$N_{r_1} = \frac{N_{r_2} \left(\frac{T(p_2)}{E(T|D_a)} - 1 \right)}{\left(\frac{T(p_1)}{E(T|D_a)} - 1 \right) (1 + N_{r_2}) - N_{r_2} \left(\frac{T(p_2)}{E(T|D_a)} - 1 \right)} \quad (44)$$

Similar to the algebra for proving (i) rearranging 44 yields,

$$N_{r_1} = \frac{\varsigma N_{r_2}}{1 + N_{r_2} (1 - \varsigma)}$$

where $\varsigma = \frac{T(p_2) - E(T|D_a)}{T(p_1) - E(T|D_a)}$ and the additional constraint on $\frac{T(p_1)}{E(T|D_a)}$,

$$\frac{1 + N_{r_2} \frac{T(p_2)}{E(T|D_a)}}{1 + N_{r_2}} < \frac{T(p_1)}{E(T|D_a)}$$

$$N_{r_1} < 1 \implies N_{r_2} < \frac{1}{2\varsigma - 1}$$

For proof of the Corollary, note that since $\frac{c_1}{Q(D_a)} = 1$ and $\frac{T(p_1)}{E(T|D_a)} = 1$ the values for $\frac{c_1}{Q(D_a)}$ and $\frac{T(p_1)}{E(T|D_a)}$ are relatively too small to meet the minimum thresholds as in the inequalities $\frac{c_1}{Q(D_a)} < \frac{1 + N_{r_2} \left(2 \frac{c_2}{Q(D_a)} - 1 \right)}{1 + N_{r_2}}$

and $\frac{T(p_1)}{E(T|D_a)} < \frac{1 + N_{r_2} \left(2 \frac{T(p_2)}{E(T|D_a)} - 1 \right)}{1 + N_{r_2}}$.

Thus completing the proof. \square

The results in the proposition derive from the extra weighting attributable to N_{r_1} that allow a point with a lower c_1 or p_1 , and a large enough N_{r_1} to be preferred over another point with higher values. However, there are limits on the values of c_1 and p_1 , and this is the basis for the corollary. These lower limits on c_1 result from the upper limit $N_{r_1} < 1$.

Note that the corollary could potentially be made less restrictive considering the restrictions on $\frac{c_1}{Q(D_a)}$ and $\frac{T(p_1)}{E(T|D_a)}$, indicating that there could be values for r_1 that are not added to the sequence before r_2 when

$$1 < \frac{c_1}{Q(D_a)} < \frac{1 + N_{r_2} \left(2 \frac{c_2}{Q(D_a)} - 1 \right)}{1 + N_{r_2}} \quad \text{and} \quad 1 < \frac{T(p_1)}{E(T|D_a)} < \frac{1 + N_{r_2} \left(2 \frac{T(p_2)}{E(T|D_a)} - 1 \right)}{1 + N_{r_2}}$$

For further reference, the following 4 Sequence Scenarios are defined to differentiate assumptions for points r_1 and r_2 :

Sequence Scenario B1: For preferred distribution sequence let r_1 be such that $D^* = D_a + I_{r_1}$ where D_a is the distribution in the sequence prior to D^* .

Sequence Scenario B2: The Sequence Scenario B1 with the addition of a point r_2 with distribution I_{r_2} where $D' = D^* + I_{r_2}$.

Sequence Scenario B3: The Sequence Scenario B2 where $r_1 = \{c_{r_1}, p_{r_1}\}$ such that $c_{r_1} = Q(D_a)$ and $T(p_{r_1}) = E(T|D_a)$. In this scenario $Q(D_a) = Q(D_{ar_1})$ and $E(T|D_a) = E(T|D_{ar_1})$ so there is no change in M or the producer unit value $E(T, D)$ between D_a and D^* . Substituting into equation 38 shows that $\frac{N_a}{N_a + N_{r_1}} + \frac{T(p_1)}{E(T|D_a)} \frac{N_{r_1}}{N_a + N_{r_1}} = 1$ regardless of the value for N_{r_1} .

Sequence Scenario B4: The Sequence Scenario B2 where $r_1 = \{c_{r_1}, p_{r_1}\}$ such that $c_{r_1} \leq Q(D_a)$ and $T(p_{r_1}) < E(T|D_a)$. In this scenario $Q(D_{ar_1}) \leq Q(D_a)$ and $E(T|D_{ar_1}) < E(T|D_a)$. Substituting into equation 38 shows that $\frac{N_a}{N_a + N_{r_1}} + \frac{T(p_1)}{E(T|D_a)} \frac{N_{r_1}}{N_a + N_{r_1}} < 1$ regardless of the value for N_{r_1} .

The Sequence Scenarios B1 - B4 provide a simplified way to assure consistency of assumptions for the facts, propositions, and discussions in the remainder of this appendix. Sequence Scenarios B1 and B2 are basic descriptions. Scenario B3 provides a specialized case that while not guaranteed to exist is

plausible in consideration of Proposition 1, and the restrictions are useful. Scenario B4 is a less restrictive alternative to B3.

For notational convenience let M_{r_2} be the value of $M(D')$ where $D' = D^* + I_{r_2}$, and let M_{ar_2} be the value of $M(D')$ where $D' = D_a + I_{r_2}$. Specifically,

$$M_{r_2}(N_{r_2}) = M \left(\frac{N^*}{N^* + N_{r_2}} Q(D^*) + \frac{N_{r_2}}{N^* + N_{r_2}} c \right)$$

$$M_{ar_2}(N_{r_2}) = M \left(\frac{N_a}{N_a + N_{r_2}} Q(D_a) + \frac{N_{r_2}}{N_a + N_{r_2}} c \right) \text{ and } M_a = M(Q(D_a))$$

Proposition 4. For the sequence scenario B2, $\frac{T(p_{r_2})}{E(T|D^*)} > 1 \iff N^* > M_{r_2}$, and $N^* < M_{r_2} \iff \frac{T(p_{r_2})}{E(T|D^*)} < 1$.

Proof. Consider the case where both $\frac{T(p_{r_2})}{E(T|D^*)} > 1$ and $N^* < M_{r_2}$. In this case by the corollary of Proposition 3 point r_2 would be preferred to any point r_1 with $\frac{c_{r_1}}{Q(D_a)} = 1$ and $\frac{T(p_{r_1})}{E(T|D_a)} = 1$, and further distribution I_{r_2} would be preferred to D_a , and this would be regardless of the values for N_{r_1} or N_a . Thus only $\frac{T(p_{r_2})}{E(T|D^*)} > 1$ or $N^* < M_{r_2}$ are possible if $\frac{c_{r_1}}{Q(D_a)} \leq 1$ and $\frac{T(p_{r_1})}{E(T|D_a)} \leq 1$ and point r_1 is to be preferred over point r_2 . Thus completing the proof. \square

The proposition says that a point r_2 with the properties specified, would not be optimally added after D^* if both $T(p_{r_2}) > E(T|D^*)$ and $M_{r_2} > N^*$. Thus only one or none of the two inequalities can hold if the point r_2 is added after D^* . Also note the requirement for strict inequality in the proposition and as shown in the proof.

The proposition works because both $T(p_{r_2}) > E(T|D^*)$ and $M_{r_2} > N^*$ implies r_2 would have been added to the sequence prior to at least one of the points in D^* or prior to D_a .

Proposition 5. For $r_2 = \{c_{r_2}, p_{r_2}\}$ and $N_{r_2} > 0$ and assuming $M(q) = \zeta q^\alpha$,

(i) with sequence scenario B3 if $\frac{c_{r_2}}{Q(D_a)} > 1$, $M_{ar_2} > M_{r_2}$, and if $\frac{c_{r_2}}{Q(D_a)} < 1$, $M_{ar_2} < M_{r_2}$, and $|M_a - M_{ar_2}| > |N^* - M_{r_2}|$, and

(ii) with sequence scenario B4 if $\frac{c_{r_2}}{Q(D_a)} > \frac{c_{r_1}}{Q(D_a)} - \frac{N_a}{N_{r_2}} \left(1 - \frac{c_{r_1}}{Q(D_a)}\right)$ or if $\frac{c_{r_1}}{Q(D_a)} < \frac{\frac{c_{r_2}}{Q(D_a)} N_{r_2} + N_a}{N_a + N_{r_2}}$ then $M_{ar_2} > M_{r_2}$, and otherwise $M_{ar_2} < M_{r_2}$.

Proof. Prove (i) by evaluating this inequality.

$$\frac{M_{ar_2}}{M_{r_2}} = \left(\frac{\frac{N_a}{N_a + N_{r_2}} Q(D_a) + \frac{N_{r_2}}{N_a + N_{r_2}} c_{r_2}}{\frac{N^*}{N^* + N_{r_2}} Q(D^*) + \frac{N_{r_2}}{N^* + N_{r_2}} c_{r_2}} \right)^\alpha > 1 \quad (45)$$

Equivalently, evaluate,

$$\frac{\frac{N_a}{N_a + N_{r_2}} Q(D_a) + \frac{N_{r_2}}{N_a + N_{r_2}} c_{r_2}}{\frac{N^*}{N^* + N_{r_2}} Q(D^*) + \frac{N_{r_2}}{N^* + N_{r_2}} c_{r_2}} > 1$$

Note $D^* = D_a + I_{r_1}$ and $Q(D^*) = \frac{N_a}{N^*} Q(D_a) + \frac{N_{r_1}}{N^*} c_{r_1}$ and under the assumptions of B3, $c_{r_1} = Q(D_a)$. Substituting yields,

$$\frac{\frac{N_a}{N_a + N_{r_2}} Q(D_a) + \frac{N_{r_2}}{N_a + N_{r_2}} c_{r_2}}{\frac{N_a + N_{r_1}}{N_a + N_{r_1} + N_{r_2}} Q(D_a) + \frac{N_{r_2}}{N_a + N_{r_1} + N_{r_2}} c_{r_2}} > 1$$

Thus in the B3 case, because the weights shift more to $Q(D_a)$ in the denominator, the denominator will be smaller when $c_{r_2} > Q(D_a)$, thus proving:

$$c_{r_2} > Q(D_a) \implies M_{ar_2} > M_{r_2}$$

and likewise,

$$c_{r_2} < Q(D_a) \implies M_{ar_2} < M_{r_2}$$

Finally, noting that $N^* = M_{ar_1} = M_a$, and When $c_{r_2} > Q(D_a)$, $M_{ar_2} - M_a > M_{r_2} - M_a$ and when $c_{r_2} < Q(D_a)$, $M_a - M_{ar_2} > M_a - M_{r_2}$ thus $|M_a - M_{ar_2}| > |N^* - M_{r_2}|$

Thus proving (i).

Expanding to include c_{r_1} under the assumptions of B4, $c_{r_1} < Q(D_a)$, so $0 < \frac{c_{r_1}}{Q(D_a)} < 1$ and the inequality to evaluate in this more general case is:

$$\left(\frac{N_a + N_{r_1} + N_{r_2}}{N_a + N_{r_2}} \right) \frac{N_a Q(D_a) + N_{r_2} c_{r_2}}{\left(N_a + \frac{c_{r_1}}{Q(D_a)} N_{r_1} \right) Q(D_a) + N_{r_2} c_{r_2}} > 1$$

Where $\frac{c_{r_1}}{Q(D_a)} = 1$ corresponds with the B3 assumptions. Rearranging and solving for $\frac{c_{r_2}}{Q(D_a)}$,

$$\frac{N_a + N_{r_1} + N_{r_2}}{N_a + N_{r_2}} N_a + \frac{N_a + N_{r_1} + N_{r_2}}{N_a + N_{r_2}} N_{r_2} \frac{c_{r_2}}{Q(D_a)} > N_a + \frac{c_{r_1}}{Q(D_a)} N_{r_1} + N_{r_2} \frac{c_{r_2}}{Q(D_a)}$$

Further rearranging yields,

$$\frac{1}{N_a + N_{r_2}} N_a + \frac{1}{N_a + N_{r_2}} N_{r_2} \frac{c_{r_2}}{Q(D_a)} > \frac{c_{r_1}}{Q(D_a)}$$

Thus, $M_{ar_2} > M_{r_2}$ when,

$$\frac{c_{r_2}}{Q(D_a)} > \left(\frac{N_a}{N_{r_2}} + 1 \right) \frac{c_{r_1}}{Q(D_a)} - \frac{N_a}{N_{r_2}} \quad (46)$$

Alternatively,

$$\frac{c_{r_1}}{Q(D_a)} < \frac{\frac{c_{r_2}}{Q(D_a)} N_{r_2} + N_a}{N_a + N_{r_2}} \quad (47)$$

Thus it will be the case that $M_{ar_2} > M_{r_2}$ when the threshold of either inequality 46 or 47 holds. Thus proving (ii). \square

Intuitively, while M depends on q the shift from D_a to D^* changes the weights from the N values (N_a vs N^*) when adding the incremental point r_2 leading to differences in M_{ar_2} and M_{r_2} even though $M_{ar_1} = M_a$.

Note in general N_{r_2} is much less than N_a so the threshold from inequality 47 is likely to hold in most cases. For example, consider $N_{r_2} \in [0, N_a]$, generally the practical range for N_{r_2} . In this range, the limit with $\frac{c_{r_2}}{Q(D_a)} = 0$ ranges from $[1, 0.5]$ and with $\frac{c_{r_2}}{Q(D_a)} = 0.5$ the range is $[1, 0.75]$.

Sole Producer Value Function

The sole producer function $S(D) = E(T|D) \min(M(D), N(D))$ corresponds to the media source value function $V(D)$ for $N(D') > M(D')$ and is simply $E(T|D)N(D)$ for $N(D') \leq M(D')$. It will be of interest to know when a step from D to D' is a positive change, $\Delta_S > 0$, or a negative, $\Delta_S < 0$, for the sole producer. This is analyzed for cases where $N(D') \leq M(D')$ and where $N(D') > M(D')$.

The case when $N(D') \leq M(D')$

Noting that $E(T|D') = E(T|D) \frac{N}{N'} + T(p) \frac{N' - N}{N'}$, the change in $S(D)$ for $N(D) < N^*$ is:

$$\begin{aligned} \Delta_S &= S(D') - S(D) = E(T|D')N' - E(T|D)N = \\ & \left(E(T|D) \frac{N}{N'} + T(p) \frac{N' - N}{N'} \right) N' - E(T|D)N = T(p)(N' - N) \end{aligned} \quad (48)$$

Thus $\Delta_S > 0$ in this case when N is increasing provided that $T(p) > 0$.

For the more general case where the change in the distribution involves multiple points,

$$\Delta_S = H(T|Y)(N' - N) \quad (49)$$

This more general case shows that as long as the net producer value over the distribution Y is positive, that is $H(T|Y) > 0$, then $\Delta_S > 0$ and there is a net gain to the sole producer even if some of the points in the distribution Y have $p < 0$.

Proposition 6. *For a shift from D to D' where $N(D') \leq M(D')$ and $D' = D + Y$, $\Delta_S > 0$ implies that $H(T|Y) > 0$.*

Proof. This follows from equations 48 and 49 and their derivations above. \square

The case when $N(D') > M(D')$

The condition needed for $\Delta_S > 0$ is,

$$\Delta_S = \Delta_V = E(T|D)N(D) \left(\frac{M(D')}{N(D')} - \frac{M(D)}{N(D)} \right) + T(p) (N(D') - N(D)) \frac{M(D')}{N(D')} > 0$$

Rearranging,

$$\left(\frac{N(D)}{N(D')} + \frac{T(p)}{E(T|D)} \frac{N(D') - N(D)}{N(D')} \right) \frac{M(D')}{M(D)} > 1 \quad (50)$$

Since $\frac{N(D)}{N(D')}$ and $\frac{N(D') - N(D)}{N(D')}$ are normalized weights summing to 1, this term:

$$\left(\frac{N(D)}{N(D')} + \frac{T(p)}{E(T|D)} \frac{N(D') - N(D)}{N(D')} \right)$$

will be < 1 when $\frac{T(p)}{E(T|D)} < 1$. This suggests a simple *S.C.* for $\Delta_S < 0$ when $N(D') \geq N^*$.

Proposition 7. *When $N(D') > M(D')$, a *S.C.* for $\Delta_S < 0$ from adding an incremental point $r = \{c, p\}$ such that $D' = D + I_r$ is:*

$$\frac{T(p)}{E(T|D)} \leq 1 \text{ and } \frac{M(D')}{M(D)} \leq 1 \quad (51)$$

*Conversely a *N.C.* for $\Delta_S > 0$ is:*

$$\frac{T(p)}{E(T|D)} > 1 \text{ or } \frac{M(D')}{M(D)} > 1 \quad (52)$$

Proof. See the derivations above in this subsection. \square

Alternatively, the condition on $\frac{T(p)}{E(T|D)}$ for $\Delta_S > 0$ is,

$$\frac{T(p)}{E(T|D)} > \left(\frac{M(D)}{M(D')} - \frac{N(D)}{N(D')} \right) \frac{N(D')}{N(D') - N(D)} \quad (53)$$

Consider the case where $D = D^*$ so $M(D) = N(D)$. Substituting this into the *R.H.S.* of equation 53 and rearranging yields:

$$\left(\frac{M(D^*)}{M(D')} \right) \frac{N(D') - M(D')}{N(D') - M(D^*)} > 1$$

When $M(D) > M(D')$ the $>$ inequality holds because, $N(D') - M(D') > N(D') - M(D) \iff M(D) > M(D')$. Thus $M(D^*) > M(D')$ implies the condition $\frac{T(p)}{E(T|D^*)} > 1$ for $\Delta_S < 0$.

Proposition 8. *At D^* where $M(D^*) = N(D^*)$ when adding an incremental point $r = \{c, p\}$ such that $D' = D^* + I_r$, a *S.C.* for $\Delta_S > 0$ is:*

$$\frac{T(p)}{E(T|D^*)} > \left(\frac{M(D^*)}{M(D')} - \frac{N(D^*)}{N(D')} \right) \frac{N(D')}{N(D') - N(D^*)} = \left(\frac{M(D^*)}{M(D')} \right) \frac{N(D') - M(D')}{N(D') - M(D^*)}$$

*and the *N.C.* for $\left(\frac{M(D^*)}{M(D')} - \frac{N(D^*)}{N(D')} \right) \frac{N(D')}{N(D') - N(D^*)} > 1$ is for $M(D') < M(D^*)$.*

Alternatively, $M(D') > M(D^*) \implies \frac{T(p)}{E(T|D^*)} < 1$ and a S.C. for $\Delta_S > 0$ as,

$$\frac{M(D')}{M(D^*)} > \frac{1}{\left(\frac{N(D^*)}{N(D')} + \frac{T(p)}{E(T|D^*)} \frac{N(D') - N(D^*)}{N(D')}\right)} > 1 \quad (54)$$

Proof. See the derivations above in this subsection. □

The proposition provides thresholds at D^* for increased sole producer value, $\Delta_S > 0$ beyond D^* . The threshold on $\frac{T(p)}{E(T|D^*)}$ from equation 53 is > 1 . The alternative threshold on $\frac{M(D')}{M(D^*)}$ from equation 54 is also > 1 .

Proposition 8 partially reinforces the conclusion from Proposition 4 that $\frac{T(p_{r_2})}{E(T|D^*)} > 1$ implies

$N^* > M(D')$. However, here the condition relates to a constraint on $\frac{T(p)}{E(T|D^*)}$ for a positive Δ_S while in Proposition 4 the conditions relate to the order that the points are added. As it turns out combining the constraints on order and those on $\Delta_S > 0$ provides for an interesting conclusion.

Consideration of Prior Order

In this section the order of which points would be added to the sequence of distributions is considered, and in particular if the point r_2 in Sequence Scenarios B3 and B4 would be a viable point to evaluate or would it be a point that would have optimally already been added in the sequence prior to D^* . In view of proposition 4 the two cases that need to be considered are when

$M(D') < M(D^*)$ and $T(p_{r_2}) > E(T|D^*)$ and when $M(D') > M(D^*)$ and $T(p_{r_2}) < E(T|D^*)$.

The case where $M(D') < M(D^*)$ and $T(p_{r_2}) > E(T|D^*)$

Rearranging equation 50 and presenting in N^* and N_{r_2} notation:

$$\left(\frac{N^*}{N^* + N_{r_2}} + \frac{T(p_2)}{E(T|D^*)} \frac{N_{r_2}}{N^* + N_{r_2}}\right) \frac{M_{r_2}}{N^*} > 1$$

Utilizing the revised notation for equation 53,

$$F_{low}(N_{r_2}) = \frac{N^*}{N_{r_2}} \left(\frac{N^*}{M_{r_2}} - 1\right) + \frac{N^*}{M_{r_2}} < \frac{T(p_2)}{E(T|D^*)} \quad (55)$$

Where $F_{low}(N_{r_2})$ is the lower bounds on $\frac{T(p_2)}{E(T|D^*)}$ for $\Delta_S > 0$ as a function of N_{r_2} . There are two effects from an increase in N_{r_2} . First there is the impact directly from $\frac{N^*}{N_{r_2}}$ where the increase in N_{r_2} lowers $\frac{N^*}{N_{r_2}}$ and hence F_{low} . The second increases F_{low} via the impact on $M_{r_2}(N_{r_2})$, where $\frac{N^*}{M_{r_2}}$ is increasing at a decreasing rate starting with $\frac{N^*}{M_{r_2}} = 1$ and ultimately converging to an asymptote where $\frac{N^*}{M_{r_2}(c_{r_2})} > 1$.

Note from Proposition 4 it cannot be that both $\frac{T(p_2)}{E(T|D^*)} > 1$ and $\frac{N^*}{M_{r_2}} < 1$.

Next consider under what cases r_2 would have been optimally added to a distribution in the sequence Θ prior to D^* as in Sequence Scenario B2. Substituting the points r_1 and r_2 into equation 38, and noting that $N_a = N^* - N_{r_1}$ and $M_{ar_1} = M(D^*) = N^*$, yields:

$$\frac{T(p_2)}{E(T|D_a)} < (N^* - N_{r_1} + N_{r_2}) \left[\frac{N^* - N_{r_1}}{N^*} + \frac{T(p_1)}{E(T|D_a)} \frac{N_{r_1}}{N^*} \right] \frac{N^*}{M_{ar_2}} - \frac{N^* - N_{r_1}}{N_{r_2}} = F_{up}(N_{r_2}) \quad (56)$$

Where $F_{up}(N_{r_2})$ is the upper bounds for $\frac{T(p_2)}{E(T|D)}$ to be viable.

As shown in the following Proposition the lower bounds F_{low} exceeds the upper bounds F_{up} over the practical range for N_{r_2} .

Proposition 9. $F_{low}(N_{r_2}) > F_{up}(N_{r_2})$ for at least N_{r_2} and N_{r_1} such that $0 < N_{r_2} < 1$ and $0 < N_{r_1}$, and

$$\frac{\left(1 + \frac{c_{r_2}}{Q(D_a)} N_{r_2}\right) (1 - N_{r_2})}{1 - N_{r_2} \left(1 - \frac{c_{r_1}}{Q(D_a)}\right)} > N_{r_1}$$

Proof. Assume Sequence Scenario B2 and show by algebraic derivation:

$$F_{low}(N_{r_2}) = \frac{N^*}{N_{r_2}} \left(\frac{N^*}{M_{r_2}} - 1 \right) + \frac{N^*}{M_{r_2}} > (N^* - N_{r_1} + N_{r_2}) \left[\frac{N^* - N_{r_1}}{N^*} + \frac{T(p_1)}{E(T|D_a)} \frac{N_{r_1}}{N^*} \right] \frac{N^*}{M_{ar_2}} - \frac{N^* - N_{r_1}}{N_{r_2}} = F_{up}(N_{r_2})$$

Remove $\frac{N^*}{N_{r_2}}$ on both sides

$$\frac{N^*}{N_{r_2}} \frac{N^*}{M_{r_2}} + \frac{N^*}{M_{r_2}} > (N^* - N_{r_1} + N_{r_2}) \left[\frac{N^* - N_{r_1}}{N^*} + \frac{T(p_1)}{E(T|D_a)} \frac{N_{r_1}}{N^*} \right] \frac{N^*}{M_{ar_2}} + \frac{N_{r_1}}{N_{r_2}}$$

Set $N^* = 1$ as the base unit so all values of N and M are relative to N^* , then reduce,

$$\frac{1 - M_{r_2} N_{r_1} + N_{r_2}}{(1 - N_{r_1} + N_{r_2}) N_{r_2}} \frac{M_{ar_2}}{M_{r_2}} > 1 - N_{r_1} + \frac{T(p_1)}{E(T|D_a)} N_{r_1}$$

Analyzing if $\frac{1 - M_{r_2} N_{r_1} + N_{r_2}}{(1 - N_{r_1} + N_{r_2}) N_{r_2}} > 1$ yields,

$$1 - M_{r_2} N_{r_1} > (N_{r_2} - N_{r_1}) N_{r_2}$$

The inequality holds at least for all $N_{r_2} < 1$. To confirm note that relative to $N^* = 1$, $1 > N_{r_1}$ and

$1 > M_{r_2}$ (from Proposition 4 and $\frac{T(p_2)}{E(T|D^*)} > 1$) implying $-M_{r_2} N_{r_1} \geq -N_{r_1}$ so for $N_{r_2} - N_{r_1} \geq 0$

$1 - M_{r_2} N_{r_1} > (N_{r_2} - N_{r_1}) \geq (N_{r_2} - N_{r_1}) N_{r_2}$ and if $N_{r_2} - N_{r_1} < 0$ the inequality also holds.

Assuming under Sequence Scenario B3 or B4 $\frac{T(p_1)}{E(T|D_a)} \leq 1$ thus $1 - N_{r_1} + \frac{T(p_1)}{E(T|D_a)} N_{r_1} \leq 1$. Thus if

$\frac{M_{ar_2}}{M_{r_2}} > 1$ per conditions of Proposition 5 the inequality holds and proving that $F_{low}(N_{r_2}) > F_{up}(N_{r_2})$ for those conditions.

In addition, even if $\frac{M_{ar_2}}{M_{r_2}} < 1$, implying that that $c_{r_2} < Q(D_a)$, assuming M is at least approximated by

$M(q) = \zeta q^\alpha$ with $0 < \alpha < 1$, it is still possible to show that $F_{low}(N_{r_2}) > F_{up}(N_{r_2})$ by showing the inequality from substituting $N_a + N_{r_1} = N^* = 1$ into 45 holds,

$$1 > \frac{M_{ar_2}}{M_{r_2}} = \left(\left(\frac{1 + N_{r_2}}{1 - N_{r_1} + N_{r_2}} \right) \frac{1 - N_{r_1} + N_{r_2} \frac{c_{r_2}}{Q(D_a)}}{\left(1 - N_{r_1} + \frac{c_{r_1}}{Q(D_a)} N_{r_1}\right) + N_{r_2} \frac{c_{r_2}}{Q(D_a)}} \right)^\alpha > \frac{1 + N_{r_1} \left(\frac{T(p_1)}{E(T|D_a)} - 1 \right)}{\frac{1 - M_{r_2} N_{r_1} + N_{r_2}}{(1 - N_{r_1} + N_{r_2}) N_{r_2}}}$$

Considering that $\frac{M_{ar_2}}{M_{r_2}} < 1$ and $0 < \alpha < 1$ a more restrictive inequality is:

$$1 > \left(\left(\frac{1 + N_{r_2}}{1 - N_{r_1} + N_{r_2}} \right) \frac{1 - N_{r_1} + N_{r_2} \frac{c_{r_2}}{Q(D_a)}}{\left(1 - N_{r_1} + \frac{c_{r_1}}{Q(D_a)} N_{r_1}\right) + N_{r_2} \frac{c_{r_2}}{Q(D_a)}} \right)^\alpha > \left(\left(\frac{1 + N_{r_2}}{1 - N_{r_1} + N_{r_2}} \right) \frac{1 - N_{r_1} + N_{r_2} \frac{c_{r_2}}{Q(D_a)}}{\left(1 - N_{r_1} + \frac{c_{r_1}}{Q(D_a)} N_{r_1}\right) + N_{r_2} \frac{c_{r_2}}{Q(D_a)}} \right) > \left(\frac{1 + N_{r_1} \left(\frac{T(p_1)}{E(T|D_a)} - 1 \right)}{\frac{1 - M_{r_2} N_{r_1} + N_{r_2}}{(1 - N_{r_1} + N_{r_2}) N_{r_2}}} \right)$$

Thus this more restricted inequality would be a *S.C.* :

$$1 > \left(\frac{1 + N_{r_2}}{1 - N_{r_1} + N_{r_2}} \right) \frac{1 - N_{r_1} + N_{r_2} \frac{c_{r_2}}{Q(D_a)}}{1 - N_{r_1} + \frac{c_{r_1}}{Q(D_a)} N_{r_1} + N_{r_2} \frac{c_{r_2}}{Q(D_a)}} > \left(1 + N_{r_1} \left(\frac{T(p_1)}{E(T|D_a)} - 1 \right) \right) \frac{1 - N_{r_1} + N_{r_2}}{1 - M_{r_2} N_{r_1} + N_{r_2}} N_{r_2} \quad (57)$$

Rearranging,

$$\left[\frac{1 + N_{r_2}}{1 - N_{r_1} + N_{r_2}} \right] \left[\frac{1 - N_{r_1} + N_{r_2} \frac{c_{r_2}}{Q(D_a)}}{N_{r_2} \left(1 - N_{r_1} + N_{r_2} \frac{c_{r_2}}{Q(D_a)} + \frac{c_{r_1}}{Q(D_a)} N_{r_1} \right)} \right] > \left[1 + N_{r_1} \left(\frac{T(p_1)}{E(T|D_a)} - 1 \right) \right] \left[\frac{1 - N_{r_1} + N_{r_2}}{1 - N_{r_2} N_{r_1} + N_{r_2}} \right]$$

The 2 terms on the *R.H.S.* of the inequality are < 1 thus the *R.H.S.* < 1 . The first term on the *L.H.S.* is > 1 . So if the second term on the left is > 1 so the proof is complete.

Checking,

$$x = \left(1 - N_{r_1} + N_{r_2} \frac{c_{r_2}}{Q(D_a)} \right) > N_{r_2} \left(1 - N_{r_1} + N_{r_2} \frac{c_{r_2}}{Q(D_a)} + \frac{c_{r_1}}{Q(D_a)} N_{r_1} \right)$$

Where x is a temporary variable for notational convenience. Representing the inequality using x yields,

$$\begin{aligned} x &> N_{r_2} x + N_{r_2} \frac{c_{r_1}}{Q(D_a)} N_{r_1} \\ x(1 - N_{r_2}) &> N_{r_1} N_{r_2} \frac{c_{r_1}}{Q(D_a)} \end{aligned}$$

Assume $\frac{c_{r_2}}{Q(D_a)} < 1$, then expand x in the inequality:

$$(1 - N_{r_1})(1 - N_{r_2}) + \frac{c_{r_2}}{Q(D_a)} N_{r_2} (1 - N_{r_2}) > \frac{c_{r_1}}{Q(D_a)} N_{r_1} N_{r_2}$$

Simplified

$$\begin{aligned} 1 + N_{r_1} N_{r_2} - N_{r_1} - N_{r_2} + \frac{c_{r_2}}{Q(D_a)} N_{r_2} (1 - N_{r_2}) &> \frac{c_{r_1}}{Q(D_a)} N_{r_1} N_{r_2} \\ 1 + N_{r_1} \left[N_{r_2} \left(1 - \frac{c_{r_1}}{Q(D_a)} \right) - 1 \right] - N_{r_2} + \frac{c_{r_2}}{Q(D_a)} N_{r_2} (1 - N_{r_2}) &> 0 \\ 1 - N_{r_2} + \frac{c_{r_2}}{Q(D_a)} N_{r_2} (1 - N_{r_2}) &> N_{r_1} \left[1 - N_{r_2} \left(1 - \frac{c_{r_1}}{Q(D_a)} \right) \right] \end{aligned}$$

Thus a more general less restrictive *S.C.* for $F_{low}(N_{r_2}) > F_{up}(N_{r_2})$

$$\frac{\left(1 + \frac{c_{r_2}}{Q(D_a)} N_{r_2} \right) (1 - N_{r_2})}{1 - N_{r_2} \left(1 - \frac{c_{r_1}}{Q(D_a)} \right)} > N_{r_1}$$

Completing the proof. □

For intuition, set $\frac{c_{r_1}}{Q(D_a)} = 1$ the highest value it could have and set $\frac{c_{r_2}}{Q(D_a)} = 0$ as the reasonable lowest value possible. With $\frac{c_{r_1}}{Q(D_a)} = 1$

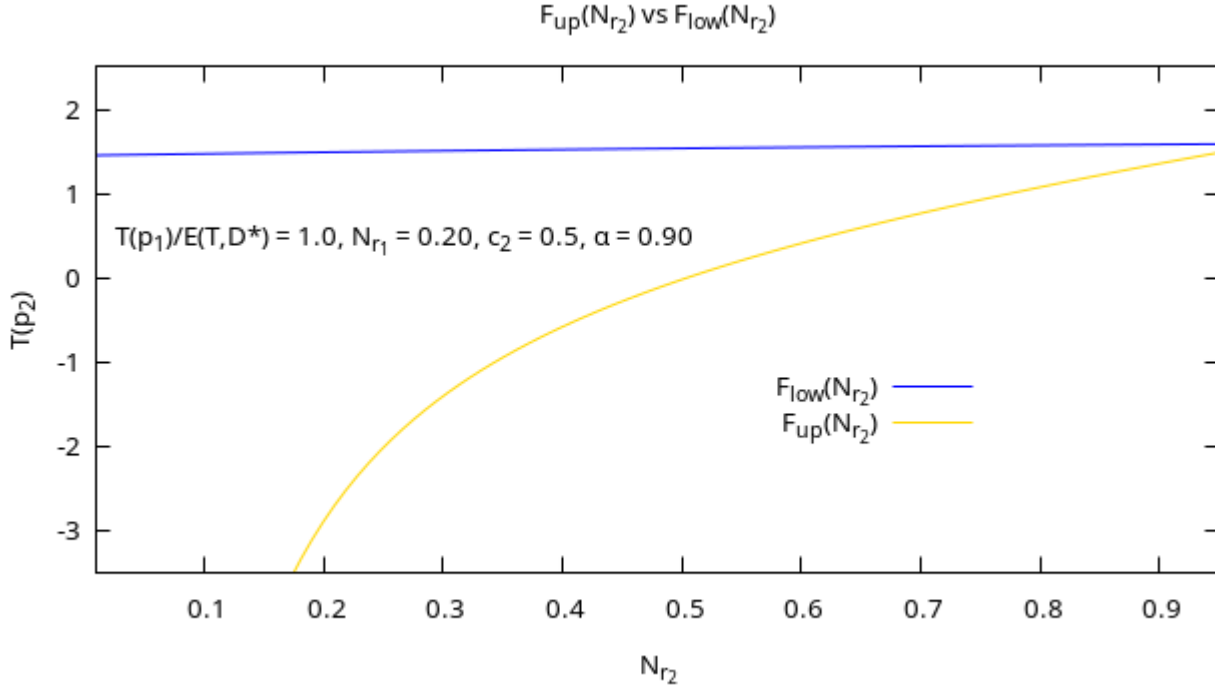
$$(1 - N_{r_2}) \left(1 + \frac{c_{r_2}}{Q(D_a)} N_{r_2} \right) > N_{r_1}$$

And with $\frac{c_{r_2}}{Q(D_a)} = 0$,

$$1 - N_{r_2} > N_{r_1}$$

Thus an alternative simple *S.C.* would be $N_{r_2} < \frac{1}{2} N^*$ and $N_{r_1} < \frac{1}{2} N^*$.

The graph of $F_{low}(N_{r_2})$ vs $F_{up}(N_{r_2})$ provides a further check that $F_{low}(N_{r_2}) > F_{up}(N_{r_2})$ at least in the range where $1 > N_{r_2} + N_{r_1}$. The conclusion that $F_{low}(N_{r_2}) > F_{up}(N_{r_2})$ implies that any r_2 that would have $\Delta_S > 0$ would be preferred over any r_1 where $1 \geq \frac{T(p_{r_1})}{E(T|D_a)}$, and there must be at least one such point r_1 by the definition of $E(T|D_a)$.



The case where $M(D') > M(D^*)$ and $T(p_{r_2}) < E(T|D^*)$

Let κ represent the slope of M over an interval between two values of N . In this section where $M(D') > M(D^*)$, $\kappa > 0$ by definition. Further let κ_{ar_2} be the slope for M over the interval of N_a to $N_a + N_{r_2}$, and assume that $M_a = M_{ar_1} = N^*$ as in Sequence Scenario B3. Thus M_{ar_2} is parameterized as,

$$M_{ar_2} = N^* + \kappa_{ar_2} N_{r_2} \quad (58)$$

Likewise for M_{r_2} , since $M_{ar_1} = N^*$,

$$M_{r_2} = N^* + \kappa_{r_2} N_{r_2} \quad (59)$$

For the case where $0 < \kappa < 1$, $M(D') \leq N(D')$ and the conditions for $\Delta_S > 0$ can be determined by substituting $M(D^*) = N(D^*) = N^*$, $N(D') = N^* + N_{r_2}$ and $M(D') = M_{r_2}$ into equation 54 from Proposition 8 to get,

$$X_l = \frac{N^* + N_{r_2}}{N^* + \frac{T(p_2)}{E(T|D^*)} N_{r_2}} < \frac{M_{r_2}}{N^*} \quad (60)$$

For the case where $\kappa \geq 1$, $M(D') \geq N(D')$ and as in Proposition 6 the change in the sole producer value is:

$$\Delta_S = E(T|D')N' - E(T|D^*)N^* = E(T|D')(N^* + N_{r_2}) - E(T|D^*)N^*$$

Substituting $E(T|D') = E(T|D^*) \frac{1}{1+N_{r_2}} + T(p_2) \frac{N_{r_2}}{1+N_{r_2}}$ with $N^* = 1$ and $N' = 1 + N_{r_2}$ yields,

$$\Delta_S = T(p_2)N_{r_2} \quad (61)$$

Thus, in this case, $\Delta_S > 0$ when $T(p_2) > 0$.

When $\kappa > 0$, from equation 38 the order requirement for r_1 before r_2 is,

$$\left[\frac{N_a}{N_a + N_{r_1}} + \frac{T(p_1)}{E(T|D_a)} \frac{N_{r_1}}{N_a + N_{r_1}} \right] M_{ar_1} > \left[\frac{N_a}{N_a + N_{r_2}} + \frac{T(p_2)}{E(T|D_a)} \frac{N_{r_2}}{N_a + N_{r_2}} \right] M_{ar_2}$$

From the assumptions of Sequence Scenario B3, $M_{ar_1} = N^* = N_a + N_{r_1}$, $E(T|D_a) = E(T|D^*)$, and $\frac{T(p_{r_1})}{E(T|D_a)} = 1$. Substituting those values into the inequality above yields,

$$M_{ar_2} < X_u = \frac{N^*}{\frac{N^* - N_{r_1}}{N^* - N_{r_1} + N_{r_2}} + \frac{T(p_2)}{E(T|D^*)} \frac{N_{r_2}}{N^* - N_{r_1} + N_{r_2}}} \quad (62)$$

Since from Proposition 5 $M_{r_2} < M_{ar_2}$, when $0 < \kappa < 1$ and $M(D') \leq N(D')$, for there to be a viable $\Delta_S > 0$, this inequality chain would need to hold.

$$1 \leq X_l < M_{r_2} < M_{ar_2} < X_u \quad (63)$$

If $X_u < X_l$ or $X_u < M_{ar_2}$ or $X_l > M_{r_2}$ the inequality chain is broken, and there will be no viable $\Delta_S > 0$ as it implies that the conditions 60 or 62 are violated.

Alternatively, when $\kappa \geq 1$ and $M(D') \geq N(D')$ the inequality chain for viability is:

$$1 + N_{r_2} < M_{r_2} < M_{ar_2} < X_u \quad (64)$$

Here if $X_u < M_{ar_2}$ the inequality will be broken and r_2 will not be a viable addition to the sequence after D^* .

The equality $X_u < X_l$ provides a *S.C.* for non viability when $\kappa < 1$ and is analyzed first using the next 2 Facts.

Fact 3. Under the assumptions of Sequence Scenario B3 where $\frac{T(p_1)}{E(T|D_a)} = 1$, $X_l < X_u$ for $0 \leq N_{r_2} \leq 1 = N^*$.

$$1 \leq X_l = \frac{N^*}{\frac{N^*}{N^* + N_{r_2}} + \frac{T(p_2)}{E(T|D^*)} \frac{N_{r_2}}{N^* + N_{r_2}}} < \frac{N^*}{\frac{N^* - N_{r_1}}{N^* - N_{r_1} + N_{r_2}} + \frac{T(p_2)}{E(T|D^*)} \frac{N_{r_2}}{N^* - N_{r_1} + N_{r_2}}} = X_u$$

Proof. From Proposition 4 $\frac{T(p_2)}{E(T|D^*)} < 1$, so $X_l > 1$, thus,

$$\begin{aligned} \frac{N^* - N_{r_1}}{N^* - N_{r_1} + N_{r_2}} + \frac{T(p_2)}{E(T|D^*)} \frac{N_{r_2}}{N^* - N_{r_1} + N_{r_2}} &< \frac{N^*}{N^* + N_{r_2}} + \frac{T(p_2)}{E(T|D^*)} \frac{N_{r_2}}{N^* + N_{r_2}} \\ \frac{1 - N_{r_2}}{1 - N_{r_1} + N_{r_2}} \left[1 - N_{r_1} + \frac{T(p_2)}{E(T|D^*)} N_{r_2} \right] &< 1 + \frac{T(p_2)}{E(T|D^*)} N_{r_2} \end{aligned}$$

because $\frac{N_{r_2}}{N^* + N_{r_2}} < \frac{N_{r_2}}{N^* - N_{r_1} + N_{r_2}}$ the *L.H.S.* weighs $\frac{T(p_2)}{E(T|D^*)}$ more. Thus proving the inequality. \square

Fact 4. Under the assumptions of Sequence Scenario B4 where $\frac{T(p_1)}{E(T|D_a)} < 1$, and for $0 \leq N_{r_2} \leq 1 = N^*$ and $\frac{T(p_2)}{E(T|D^*)} < 1$, there is a threshold τ on $\frac{T(p_1)}{E(T|D_a)}$ where for $\frac{T(p_1)}{E(T|D_a)} < \tau < 1$ it will be the case that $X_l > X_u$ and where

$$\tau = \frac{(1 - N_{r_1}) + (2 + N_{r_2} - N_{r_1}) \frac{T(p_2)}{E(T|D^*)} N_{r_2}}{(1 - N_{r_1} + N_{r_2}) \left(1 + \frac{T(p_2)}{E(T|D^*)} N_{r_2} \right)}$$

and further, under B4, $X_u < X_l$ for N_{r_2} at and near 0.

Proof. Set $N^* = N_a + N_{r_1} = 1$, and show by algebraic derivation. The formula for X_u under B4, comes from equation 38. Substituting into the inequality 63 and checking for non viability, yields,

$$X_l = \frac{1}{\frac{1}{1 + N_{r_2}} + \frac{T(p_2)}{E(T|D^*)} \frac{N_{r_2}}{1 + N_{r_2}}} > \frac{1 - N_{r_1} + \frac{T(p_1)}{E(T|D_a)} N_{r_1}}{\frac{1 - N_{r_1}}{1 - N_{r_1} + N_{r_2}} + \frac{T(p_2)}{E(T|D^*)} \frac{N_{r_2}}{1 - N_{r_1} + N_{r_2}}} = X_u$$

Evaluating this at $N_{r_2} = 0$ confirms that $X_u < X_l$ for N_{r_2} at and near 0.

Rearranging the inequality and reducing leaves,

$$\frac{1 + N_{r_2}}{1 - N_{r_1} + N_{r_2}} \frac{1 - N_{r_1} + \frac{T(p_2)}{E(T|D^*)} N_{r_2}}{1 + \frac{T(p_2)}{E(T|D^*)} N_{r_2}} > 1 - N_{r_1} + \frac{T(p_1)}{E(T|D_a)} N_{r_1}$$

Further rearranging yields,

$$\frac{-N_{r_1}N_{r_2} + (1 + N_{r_2}) \frac{T(p_2)}{E(T|D^*)}N_{r_2} - (1 - N_{r_1} + N_{r_2}) \frac{T(p_2)}{E(T|D^*)}N_{r_2}}{(1 - N_{r_1} + N_{r_2}) \left(1 + \frac{T(p_2)}{E(T|D^*)}N_{r_2}\right)} > N_{r_1} \left(\frac{T(p_1)}{E(T|D_a)} - 1 \right)$$

and finally,

$$\tau = \frac{(1 - N_{r_1}) + (2 - N_{r_1} + N_{r_2}) \frac{T(p_2)}{E(T|D^*)}N_{r_2}}{1 - N_{r_1} + N_{r_2} + (1 - N_{r_1} + N_{r_2}) \frac{T(p_2)}{E(T|D^*)}N_{r_2}} > \frac{T(p_1)}{E(T|D_a)} \quad (65)$$

Thus the threshold τ provides the upper bounds on the range of $\frac{T(p_1)}{E(T|D_a)}$ where $X_l > X_u$

It can be further shown that provided $\frac{T(p_2)}{E(T|D^*)} < 1$,

$$\tau = \frac{(1 - N_{r_1}) + (2 + N_{r_2} - N_{r_1}) \frac{T(p_2)}{E(T|D^*)}N_{r_2}}{(1 - N_{r_1} + N_{r_2}) \left(1 + \frac{T(p_2)}{E(T|D^*)}N_{r_2}\right)} < 1$$

Expanding,

$$(1 - N_{r_1}) + (2 + N_{r_2} - N_{r_1}) \frac{T(p_2)}{E(T|D^*)}N_{r_2} < 1 - N_{r_1} + N_{r_2} + (1 - N_{r_1} + N_{r_2}) \frac{T(p_2)}{E(T|D^*)}N_{r_2}$$

Reducing,

$$\frac{T(p_2)}{E(T|D^*)}N_{r_2} < N_{r_2}$$

Yields,

$$\frac{T(p_2)}{E(T|D^*)} < 1$$

Completing the proof. □

Fact 3 shows that under the assumptions of B3 the threshold for ordering r_2 in the sequence prior to D^* is above the threshold for $\Delta_S > 0$. Although small, there is always a range of values where r_2 is viable and has a $\Delta_S > 0$.

On the other hand Fact 4 shows that there is possibility that $X_u < X_l$ for all N_{r_2} , meaning that there are no viable points where $\Delta_S > 0$, and $X_u(N_{r_2}) < X_l(N_{r_2})$ always holds for relatively small values of N_{r_2} . Fact 4 provides a *S.C.* for non-viability when $\kappa < 1$.

The rest of appendix assumes $N^* = N_a + N_{r_1} = 1$ unless otherwise indicated.

The conditions for $\kappa < 1$ are analyzed using the following 2 facts.

Fact 5. Under the assumptions of Sequence Scenario B3 where $\frac{T(p_1)}{E(T|D_a)} = 1$ and with $0 < \frac{T(p_2)}{E(T|D^*)} < 1$, X_u will have these properties:

- (i) $1 \leq X_u(N_{r_2}) = \frac{1 - N_{r_1} + N_{r_2}}{1 - N_{r_1} + \frac{T(p_2)}{E(T|D^*)}N_{r_2}}$ and $X_u(0) = 1$, and
- (ii) if $N_{r_1} \leq \frac{T(p_2)}{E(T|D^*)}$, $\frac{dX_u(N_{r_2})}{dN_{r_2}} < 1$ for all $N_{r_2} > 0$, and
- (iii) $\frac{d^2X_u(N_{r_2})}{dN_{r_2}^2} < 0$.

Proof. Show $X_u(0) = 1$ by substitution.

$$X_u(0) = \frac{1 - N_{r_1}}{1 - N_{r_1}} = 1$$

Next, derive and evaluate the first derivative,

$$\frac{dX_u(N_{r_2})}{dN_{r_2}} = \frac{1}{\left(1 - N_{r_1} + \frac{T(p_2)}{E(T|D^*)}N_{r_2}\right)} - \frac{1}{\left(1 - N_{r_1} + \frac{T(p_2)}{E(T|D^*)}N_{r_2}\right)^2} (1 - N_{r_1} + N_{r_2}) \frac{T(p_2)}{E(T|D^*)}$$

Rearranging and reducing yields the first derivative as,

$$\frac{dX_u(N_{r_2})}{dN_{r_2}} = \frac{(1 - N_{r_1}) \left(1 - \frac{T(p_2)}{E(T|D^*)}\right)}{\left(1 - N_{r_1} + \frac{T(p_2)}{E(T|D^*)}N_{r_2}\right)^2} > 0$$

And the second derivative as,

$$\frac{d^2X_u(N_{r_2})}{dN_{r_2}^2} = -2 \frac{(1 - N_{r_1}) \left(1 - \frac{T(p_2)}{E(T|D^*)}\right) \frac{T(p_2)}{E(T|D^*)}}{\left(1 - N_{r_1} + \frac{T(p_2)}{E(T|D^*)}N_{r_2}\right)^3} < 0$$

Thus X_u is increasing at a decreasing rate.

Evaluating the first derivative at $N_{r_2} = 0$,

$$\frac{dX_u(0)}{dN_{r_2}} = \frac{\left(1 - \frac{T(p_2)}{E(T|D^*)}\right)}{(1 - N_{r_1})}$$

Evaluating when $\frac{dX_u(0)}{dN_{r_2}} < 1$ yields the condition,

$$N_{r_1} < \frac{T(p_2)}{E(T|D^*)} \quad (66)$$

Thus since the first derivative of X_u at 0 is < 1 and $X_u(N_{r_2})$ is increasing at a decreasing rate, it has been shown that $\frac{dX_u(N_{r_2})}{dN_{r_2}} < 1$ for all $N_{r_2} > 0$ when $N_{r_1} < \frac{T(p_2)}{E(T|D^*)}$. \square

Thus Fact 5 (ii) provides a *S.C.* to determine if $\frac{dX_u(N_{r_2})}{dN_{r_2}} < 1$ at N_{r_2} . Also, because $X_u(N_{r_2})$ is increasing at a decreasing rate, even if condition 66 does not hold it is still possible that there is a upper range of values for N_{r_2} where $\frac{dX_u(N_{r_2})}{dN_{r_2}} < 1$ and $X_u(N_{r_2}) < N_{r_2} < 1$.

Fact 6. Under the assumptions of Sequence Scenario B4 where $\frac{T(p_1)}{E(T|D_a)} \leq 1$ and with $0 < \frac{T(p_2)}{E(T|D^*)} < 1$, X_u will have these properties:

$$(i) 1 \leq X_u(N_{r_2}) = \frac{1 - N_{r_1} + \frac{T(p_1)}{E(T|D_a)}N_{r_1}}{1 - N_{r_1} + \frac{T(p_2)}{E(T|D^*)}N_{r_2}} \text{ and } X_u(0) = 1 + N_{r_1} \left(\frac{T(p_1)}{E(T|D_a)} - 1 \right),$$

$$(ii) \frac{dX_u(N_{r_2})}{dN_{r_2}} > 0 \text{ and } \frac{d^2X_u(N_{r_2})}{dN_{r_2}^2} < 0, \text{ and if } \frac{N_{r_1} \frac{T(p_1)}{E(T|D_a)}}{\left(1 - N_{r_1} + \frac{T(p_1)}{E(T|D_a)}\right)} < \frac{T(p_2)}{E(T|D^*)}, \quad \frac{dX_u(N_{r_2})}{dN_{r_2}} < 1 \text{ for all } N_{r_2} > 0,$$

and

$$(iii) \frac{dX_u(N_{r_2})}{dN_{r_2}} \text{ in the B4 case is less than } \frac{dX_u(N_{r_2})}{dN_{r_2}} \text{ in the B3 case by a factor of } 1 + N_{r_1} \left(\frac{T(p_1)}{E(T|D_a)} - 1 \right),$$

and the limitations on N_{r_1} and $\frac{T(p_2)}{E(T|D^*)}$ are less restrictive in the B4 case.

Proof. The formula for $X_u(N_{r_2})$ under B4 is derived from equation 38 and $X_u(0)$ can be determined by substitution. Thus proving (i). For $N_{r_2} > 0$ it is clear from the formula that X_u decreases as $\frac{T(p_1)}{E(T|D_a)}$ decreases below 1.

The first derivative is:

$$\frac{dX_u(N_{r_2})}{dN_{r_2}} = \frac{(1 - N_{r_1}) \left(1 - \frac{T(p_2)}{E(T|D^*)}\right)}{\left(1 - N_{r_1} + \frac{T(p_2)}{E(T|D^*)}N_{r_2}\right)^2} \left[1 + N_{r_1} \left(\frac{T(p_1)}{E(T|D_a)} - 1 \right) \right] > 0$$

The sign is evident given the restrictions on N_{r_1} and N_{r_2} . Evaluating $\frac{dX_u(N_{r_2})}{dN_{r_2}}$ for the B4 case at at $N_{r_2} = 0$ and checking when < 1 yields,

$$\frac{\left(1 - \frac{T(p_2)}{E(T|D^*)}\right)}{(1 - N_{r_1})} \left[1 - N_{r_1} + \frac{T(p_1)}{E(T|D_a)}N_{r_1} \right] < 1$$

Rearranging yields,

$$N_{r1} < \frac{\frac{T(p_2)}{E(T|D^*)}}{\frac{T(p_2)}{E(T|D^*)} + \frac{T(p_1)}{E(T|D_a)} \left(1 - \frac{T(p_2)}{E(T|D^*)}\right)}$$

Proving (ii) and confirming that the condition for B4 is more restrictive than the condition for B3.

$$\frac{\frac{T(p_2)}{E(T|D^*)}}{\frac{T(p_2)}{E(T|D^*)} + \frac{T(p_1)}{E(T|D_a)} \left(1 - \frac{T(p_2)}{E(T|D^*)}\right)} > \frac{T(p_2)}{E(T|D^*)}$$

Rearranging,

$$1 > \frac{T(p_2)}{E(T|D^*)}$$

,

The full restrictions on N_{r1}

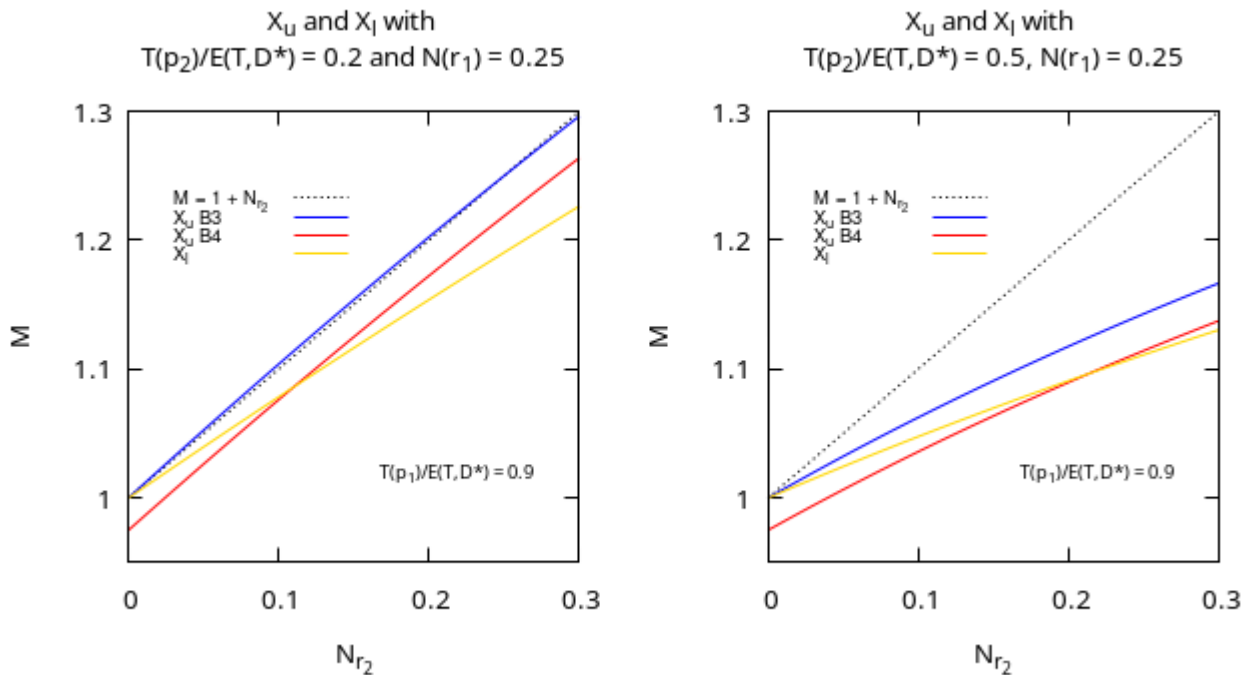
$$N_{r1} < \frac{\frac{T(p_2)}{E(T|D^*)}}{\frac{T(p_2)}{E(T|D^*)} + \frac{T(p_1)}{E(T|D_a)} - \frac{T(p_2)}{E(T|D^*)} \frac{T(p_1)}{E(T|D_a)}} < 1$$

or alternatively on $\frac{T(p_2)}{E(T|D^*)}$,

$$\frac{N_{r1} \frac{T(p_1)}{E(T|D_a)}}{\left(1 - N_{r1} + N_{r1} \frac{T(p_1)}{E(T|D_a)}\right)} < \frac{T(p_2)}{E(T|D^*)}$$

Thus (iii) is obvious from comparing $\frac{dX_u(N_{r2})}{dN_{r2}}$ in the B3 and B4 cases. □

Fact 6, like Fact 5, provides a *S.C.* to determine if $\frac{dX_u(N_{r2})}{dN_{r2}} < 1$ at N_{r2} . However, Fact 6 also shows that under B4 there is a less restrictive range of values for N_{r2} where $\frac{dX_u(N_{r2})}{dN_{r2}} < 1$ compared to the B3 conditions. See the figure below.



Expressing in Terms of κ

The condition for $\Delta_S \leq 0$ when $\kappa_{r_2} < 1$, implying $M_{r_2} < X_l$, can be expressed as, 60 and 67

$$M_{r_2} = 1 + \kappa_{r_2} N_{r_2} < \frac{1 + N_{r_2}}{1 + \frac{T(p_2)}{E(T|D^*)} N_{r_2}} = X_l \quad (67)$$

where $N^* = 1$ as above. Rearranging yields,

$$\kappa_{r_2} < \frac{1 - \frac{T(p_2)}{E(T|D^*)}}{1 + \frac{T(p_2)}{E(T|D^*)} N_{r_2}} = X_{l\kappa} < 1 \quad (68)$$

Similarly the order condition for non viability, $X_u < M_{ar_2}$, can be expressed as.

$$X_u = \frac{1 - N_{r_1} + N_{r_2}}{1 - N_{r_1} + \frac{T(p_2)}{E(T|D^*)} N_{r_2}} < 1 + \kappa_{ar_2} N_{r_2} = M_{ar_2} \quad (69)$$

Rearranging,

$$X_{u\kappa} = \frac{1 - \frac{T(p_2)}{E(T|D^*)}}{1 - N_{r_1} + \frac{T(p_2)}{E(T|D^*)} N_{r_2}} < \kappa_{ar_2} \quad (70)$$

Note that $X_{u\kappa} < 1$ when $N_{r_1} < \frac{T(p_2)}{E(T|D^*)} (N_{r_2} + 1)$ thus $\kappa_{ar_2} > 1$ assures non viability in that case. Intuitively this is saying that the points with a $\kappa_{ar_2} > 1$ are too good to not have been in the sequence prior to D^* .

Likewise, $X_{u\kappa} > 1$ when $N_{r_1} > \frac{T(p_2)}{E(T|D^*)} (N_{r_2} + 1)$ thus assuring viability when $\kappa_{ar_2} < 1$. Using alternative X_u under B4 assumptions,

$$X_u = \frac{(1 - N_{r_1} + N_{r_2}) \left(1 - N_{r_1} + \frac{T(p_1)}{E(T|D_a)} N_{r_1}\right)}{1 - N_{r_1} + \frac{T(p_2)}{E(T|D^*)} N_{r_2}} < 1 + \kappa_{ar_2} N_{r_2} = M_{ar_2}$$

Rearranging yields an alternative threshold viability,

$$X_{u\kappa} = \frac{(1 - N_{r_1} + N_{r_2}) \left(\frac{T(p_1)}{E(T|D_a)} - 1\right) \frac{N_{r_1}}{N_{r_2}} + \left(1 - \frac{T(p_2)}{E(T|D^*)}\right)}{1 - N_{r_1} + \frac{T(p_2)}{E(T|D^*)} N_{r_2}} < \kappa_{ar_2} \quad (71)$$

The *L.H.S.* is < 1 when this holds

$$(1 - N_{r_1} + N_{r_2}) \left(\frac{T(p_1)}{E(T|D_a)} - 1\right) \frac{N_{r_1}}{N_{r_2}} + \left(1 - \frac{T(p_2)}{E(T|D^*)}\right) < 1 - N_{r_1} + \frac{T(p_2)}{E(T|D^*)} N_{r_2}$$

Rearranging,

$$\frac{T(p_1)}{E(T|D_a)} < \frac{-N_{r_1} + \frac{T(p_2)}{E(T|D^*)} (1 + N_{r_2})}{(1 - N_{r_1} + N_{r_2})} \left(\frac{N_{r_2}}{N_{r_1}}\right) + 1$$

This is always true given $\frac{T(p_1)}{E(T|D_a)} < 1$ when $\frac{T(p_2)}{E(T|D^*)} (1 + N_{r_2}) > N_{r_1}$. Thus another confirmation of that relation.

The functions $X_{l\kappa}(N_{r_2})$ and $X_{u\kappa}(N_{r_2})$ have been defined in equations 68 and 70 and will be used in further analysis below.

Fact 7. Under the assumptions of B3 and when $N_{r_1} < \frac{T(p_2)}{E(T|D^*)} \leq 1$, or under B4 when

$\frac{N_{r_1} \frac{T(p_1)}{E(T|D_a)}}{(1 - N_{r_1} + N_{r_1} \frac{T(p_1)}{E(T|D_a)})} < \frac{T(p_2)}{E(T|D^*)}$, the inequality $\kappa_{r_2} < \kappa_{ar_2} < 1$ will hold and when $N_{r_2} > 0$ it is a N.C. for

κ_{ar_2} to be viable. Further, $N_{r_1} < \frac{T(p_2)}{E(T|D^*)} (N_{r_2} + 1)$ and $\kappa_{ar_2} > 1$ implies non viability, while

$N_{r_1} > \frac{T(p_2)}{E(T|D^*)} (N_{r_2} + 1)$ and $\kappa_{ar_2} < 1$ implies viability.

Proof. Facts 5 and 6 provide conditions where $\frac{dX_u(0)}{dN_{r_2}} < 1$. Under those conditions since $\frac{d^2X_u(N_{r_2})}{dN_{r_2}^2} < 0$ it is not possible for $1 < \frac{dX_u(N_{r_2})}{dN_{r_2}}$. Thus $X_u < 1 + N_{r_2}$ because $X_u(0) \leq 1$ and $\frac{dX_u(N_{r_2})}{dN_{r_2}} < 1$. Thus, from Equation 69, $1 < \kappa_{ar_2}$ implies that $X_u(N_{r_2}) < 1 + N_{r_2} < 1 + \kappa_{ar_2}N_{r_2} = M_{ar_2}$ making κ_{ar_2} not viable. Further from Proposition 5 $M_{r_2} < M_{ar_2}$ in this case and this implies $\kappa_{r_2} < \kappa_{ar_2}$. The further statements are shown to hold by inequality 70. \square

Consistent with Fact 7 if $X_{u\kappa} < \kappa_{ar_2}$ the point is not viable. So only need to consider $\kappa_{ar_2} \leq X_{u\kappa}$. Further, if $\kappa_{r_2} < 1$ when $\kappa_{ar_2} \leq X_{u\kappa}$, the fact that $X_{u\kappa} > 1$ is not important, as $\kappa_{r_2} < 1$ leads away from a possible second equilibrium. Also when $\kappa_{r_2} < 1$ the value of $x_{l\kappa}$ is relevant in determining Δ_S . So need to check if $\kappa_{r_2} < X_{l\kappa}$ as in inequality 68. So it will be useful to evaluate $\kappa_{ar_2} - \kappa_{r_2}$. Combining equations 67 and 69 yields the difference in kappas as,

$$\kappa_{ar_2} - \kappa_{r_2} = \frac{1}{N_{r_2}} (M_{ar_2} - M_{r_2})$$

Define m as,

$$\frac{M_{ar_2}}{M_{r_2}} = m = \left(\left(\frac{1 + N_{r_2}}{1 - N_{r_1} + N_{r_2}} \right) \frac{1 - N_{r_1} + N_{r_2} \frac{c_{r_2}}{Q(D_a)}}{\left(1 - N_{r_1} + \frac{c_{r_1}}{Q(D_a)} N_{r_1} \right) + N_{r_2} \frac{c_{r_2}}{Q(D_a)}} \right)^\alpha > 1$$

Substituting m in the first formula provides for an alternative formulation for the difference in kappas,

$$\begin{aligned} N_{r_2} (\kappa_{ar_2} - \kappa_{r_2}) &= M_{ar_2} \left(1 - \frac{1}{m} \right) \\ N_{r_2} (\kappa_{ar_2} - \kappa_{r_2}) &= (1 + \kappa_{ar_2} N_{r_2}) \left(1 - \frac{1}{m} \right) \end{aligned} \quad (72)$$

Thus the difference in the kappas is a function of κ_{ar_2} , N_{r_2} , and m .

$$\kappa_{ar_2} - \kappa_{r_2} = \left(1 - \frac{1}{m} \right) \left(\kappa_{ar_2} + \frac{1}{N_{r_2}} \right) \quad (73)$$

substituting for $\kappa_{ar_2} = X_{u\kappa}$ the comparison needed for viable r_2 with $\kappa_{r_2} < 1$ is,

$$X_{u\kappa} - 1 < \kappa_{ar_2} - \kappa_{r_2} = \left(1 - \frac{1}{m} \right) \left(X_{u\kappa} + \frac{1}{N_{r_2}} \right)$$

Rearranging,

$$\begin{aligned} X_{u\kappa} \frac{1}{m} &< \left(1 - \frac{1}{m} \right) \frac{1}{N_{r_2}} + 1 \\ X_{u\kappa} &< (m - 1) \frac{1}{N_{r_2}} + m \\ N_{r_2} X_{u\kappa} &< m (1 + N_{r_2}) - 1 \end{aligned}$$

Substituting for $X_{u\kappa}$ yields,

$$N_{r_2} \frac{1 - \frac{T(p_2)}{E(T|D^*)}}{1 - N_{r_1} + \frac{T(p_2)}{E(T|D^*)} N_{r_2}} < m (1 + N_{r_2}) - 1$$

Rearranging results in,

$$\frac{1 - N_{r_1} + N_{r_2}}{(1 + N_{r_2}) \left(1 - N_{r_1} + \frac{T(p_2)}{E(T|D^*)} N_{r_2} \right)} < m \quad (74)$$

Fact 8. Inequality 74 provides a S.C. for $\kappa_{r_2}(N_{r_2}) < 1$.

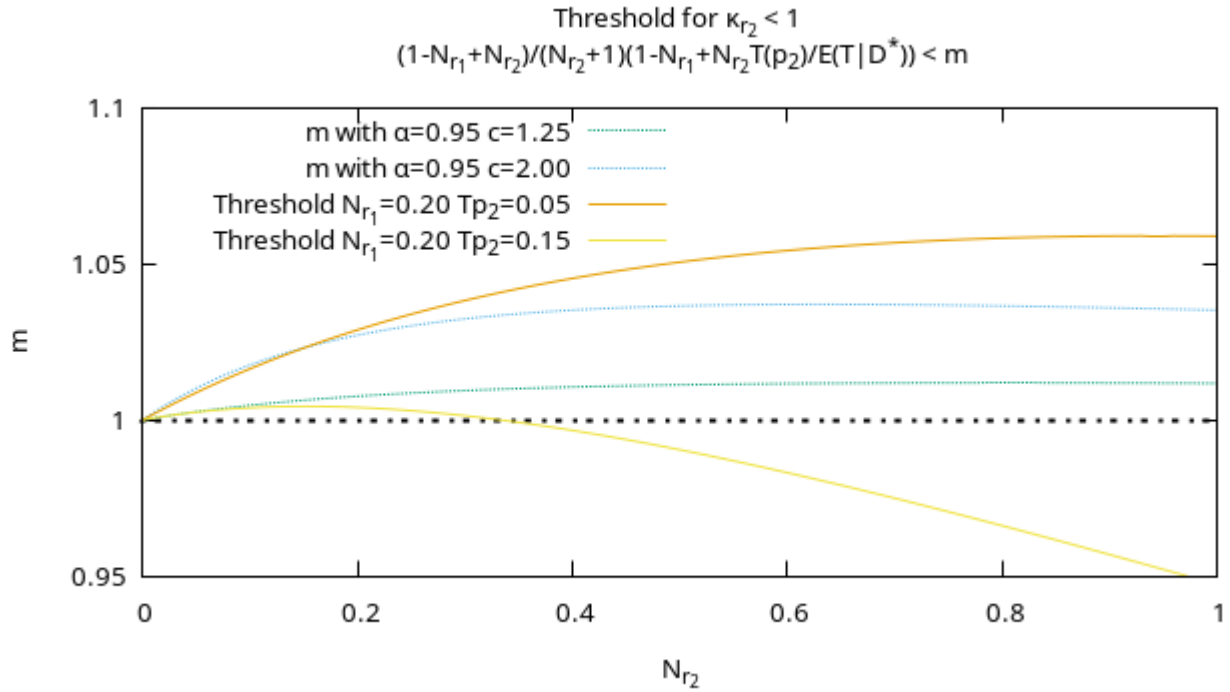
Proof. See derivation of equation 74 above. \square

Note the values for N_{r_2} , N_{r_1} , and $\frac{T(p_2)}{E(T|D^*)}$ must be consistent with $X_{u\kappa} > 1$. Thus when $N_{r_2} < \frac{N_{r_1}}{\frac{T(p_2)}{E(T|D^*)}} - 1$ and combining with $0 < N_{r_2}$ it will be the case that $X_{u\kappa} > 1$ is only possible when $\frac{N_{r_1}}{\frac{T(p_2)}{E(T|D^*)}} > 1$. Consistent with Fact 5.

Inequality 74 implies $\kappa_{r_2} < 1$. The *R.H.S.* > 1 by Proposition 5 and it can be shown by algebraic inspection that the *L.H.S.* < 1 when $\frac{N_{r_1}}{\frac{T(p_2)}{E(T|D^*)}} - 1 < N_{r_2}$. That would be for all $N_{r_2} \geq 0$ when

$N_{r_1} \leq \frac{T(p_2)}{E(T|D^*)}$. However that is not the case here where $N_{r_1} > \frac{T(p_2)}{E(T|D^*)}$. Nevertheless for $\frac{N_{r_1}}{\frac{T(p_2)}{E(T|D^*)}} > 1$ but still close to 1 there are realistic parameters that make m sufficiently large enough to satisfy inequality 74. Also note that the *L.H.S.* = 1 at $N_{r_2} = 0$. Thus likely that the inequality holds when N_{r_2} is close to zero.

See graph below for different $m(N_{r_2})$ and threshold functions (*L.H.S.*). The graph shows m when c_2 is equal to 1.25 and 2.0. For $N_{r_1} = 0.2$, when $T(p_2)$ is less but closer to N_{r_1} the threshold is below both lines for m , and when $T(p_2)$ is much less than N_{r_1} , the threshold is more likely to be above m .



Fact 9. For $\kappa_{r_2} \leq 1$ and $0 < N_{r_2}$, if $\kappa_{ar_2} - \kappa_{r_2} > X_{u\kappa}(N_{r_2}) - X_{l\kappa}(N_{r_2})$ or equivalently $M_{ar_2} - M_{r_2} > X_u(N_{r_2}) - X_l(N_{r_2})$ a $\Delta_S > 0$ is not viable.

Proof. The proof follows from rearranging $M_{ar_2} - M_{r_2} > X_u(N_{r_2}) - X_l(N_{r_2})$ to get $M_{ar_2} - X_u(N_{r_2}) > M_{r_2} - X_l(N_{r_2})$ which indicates that either $M_{ar_2} > X_u(N_{r_2})$ or $M_{r_2} < X_l(N_{r_2})$ implying that one of the conditions 60 or 62 are violated. □

Applying Fact 9 and utilizing equation 73 yields,

$$X_{u\kappa}(N_{r_2}) - X_{l\kappa}(N_{r_2}) < \kappa_{ar_2} - \kappa_{r_2} = \left(1 - \frac{1}{m}\right) \left(\kappa_{ar_2} + \frac{1}{N_{r_2}}\right)$$

Letting $X_{u\kappa} = \kappa_{ar_2}$ substituting and rearranging

$$X_{u\kappa}(N_{r_2}) - X_{l\kappa}(N_{r_2})m < (m - 1) \left(\frac{1}{N_{r_2}}\right)$$

Further rearranging yields,

$$\frac{N_{r_2} X_{u\kappa}(N_{r_2}) + 1}{N_{r_2} X_{l\kappa}(N_{r_2}) + 1} < m$$

Substituting for $X_{u\kappa}(N_{r_2})$ and $X_{l\kappa}(N_{r_2})$,

$$\frac{(1 - N_{r_1} + N_{r_2}) \left(1 + \frac{T(p_2)}{E(T|D^*)} N_{r_2}\right)}{(1 + N_{r_2}) \left(1 - N_{r_1} + \frac{T(p_2)}{E(T|D^*)} N_{r_2}\right)} < m \quad (75)$$

The *L.H.S.* represents the threshold on m and it can be shown that the *L.H.S.* > 1 . This is similar to 74 but more restrictive as the inequality indicates a condition for a non viable r_2 .

An alternative use of the difference in kappas is express $\kappa_{ar_2} - \kappa_{r_2}$ as a fraction of $X_{u\kappa}(N_{r_2}) - X_{l\kappa}(N_{r_2})$ to show the reduction in viable values of κ_{r_2} where $\Delta_S > 0$ and the point r_2 is viable. Let *RVV* be the Reduction in Viable κ_{r_2} Values where $\Delta_S > 0$. *RVV* is relative to $X_{u\kappa} - X_{l\kappa}$. In other terms *RVV* is the upper fraction of interval between $X_{u\kappa}(N_{r_2}) - X_{l\kappa}(N_{r_2})$ that cannot be a value for κ_{r_2} or the upper fraction of that interval that cannot be a value for κ_{ar_2} .

$$RVV = \frac{\kappa_{ar_2} - \kappa_{r_2}}{X_{u\kappa}(N_{r_2}) - X_{l\kappa}(N_{r_2})} = \frac{m - 1}{m} \frac{\left(X_{u\kappa}(N_{r_2}) + \frac{1}{N_{r_2}}\right)}{X_{u\kappa}(N_{r_2}) - X_{l\kappa}(N_{r_2})}$$

Simplifying and rearranging yields,

$$RVV = \left(\frac{m - 1}{m}\right) \frac{\left(1 + \frac{T(p_2)}{E(T|D^*)} N_{r_2}\right) (1 - N_{r_1} + N_{r_2})}{N_{r_2} N_{r_1} \left(1 - \frac{T(p_2)}{E(T|D^*)}\right)} \quad (76)$$

As previously noted, by Proposition 5, $m > 1$ thus $\frac{m-1}{m} < 1$. It can be shown that for all $N_{r_2} > 0$,

$$\frac{\left(1 + \frac{T(p_2)}{E(T|D^*)} N_{r_2}\right) (1 - N_{r_1} + N_{r_2})}{N_{r_2} N_{r_1} \left(1 - \frac{T(p_2)}{E(T|D^*)}\right)} > 1$$

Intuitively, it appears that for sufficiently large values of m or relatively high values of $\frac{T(p_2)}{E(T|D^*)}$ and low values of N_{r_1} , *RVV* will be close to 1, and possibly > 1 implying that there is no viable point r_2 that can be added after D^* as would be consistent with Fact 9.

Explicitly checking when *RVV* > 1 by combining the equation for *RVV* and the inequality *RVV* > 1 yields,

$$(1 - N_{r_1} + N_{r_2}) + \frac{T(p_2)}{E(T|D^*)} N_{r_2} (1 - N_{r_1} + N_{r_2}) > \frac{m}{m - 1} \left(N_{r_2} N_{r_1} - N_{r_2} N_{r_1} \frac{T(p_2)}{E(T|D^*)}\right)$$

Simplifying yields,

$$\frac{1}{N_{r_1}} (1 + N_{r_2}) \left(1 + \frac{T(p_2)}{E(T|D^*)} N_{r_2}\right) > 1 + N_{r_2} \left(\frac{m - \frac{T(p_2)}{E(T|D^*)}}{m - 1}\right)$$

and alternatively,

$$1 + \frac{T(p_2)}{E(T|D^*)} N_{r_2} + N_{r_2} + \frac{T(p_2)}{E(T|D^*)} (N_{r_2})^2 - N_{r_1} > N_{r_1} N_{r_2} \left(\frac{m - \frac{T(p_2)}{E(T|D^*)}}{m - 1}\right)$$

Solving for m results in,

$$m > \frac{1 + \frac{T(p_2)}{E(T|D^*)} N_{r_2} (1 - N_{r_1}) + N_{r_2} + \frac{T(p_2)}{E(T|D^*)} (N_{r_2})^2 - N_{r_1}}{1 + \frac{T(p_2)}{E(T|D^*)} N_{r_2} + N_{r_2} + \frac{T(p_2)}{E(T|D^*)} (N_{r_2})^2 - N_{r_1}} = \frac{(1 - N_{r_1} + N_{r_2}) \left(1 + \frac{T(p_2)}{E(T|D^*)} N_{r_2}\right)}{(1 + N_{r_2}) \left(1 - N_{r_1} + \frac{T(p_2)}{E(T|D^*)} N_{r_2}\right)} \quad (77)$$

Comparing 77 with the check of $\kappa_{r_2} < 1$ condition 74 the threshold here is $\left(1 + \frac{T(p_2)}{E(T|D^*)} N_{r_2}\right)$ times more restrictive. This will be lower, for lower values of N_{r_2} and $\frac{T(p_2)}{E(T|D^*)}$.

Fact 10. $\frac{\partial(X_{u\kappa} - X_{l\kappa})}{\partial T(p_2)} < 0$ and $\frac{\partial^2(X_{u\kappa} - X_{l\kappa})}{\partial T(p_2)^2} > 0$

Proof.
$$X_{u\kappa} - X_{l\kappa} = \frac{1 - \frac{T(p_2)}{E(T|D^*)}}{1 - N_{r_1} + \frac{T(p_2)}{E(T|D^*)} N_{r_2}} - \frac{1 - \frac{T(p_2)}{E(T|D^*)}}{1 + \frac{T(p_2)}{E(T|D^*)} N_{r_2}} =$$

$$\left(1 - \frac{T(p_2)}{E(T|D^*)}\right) \frac{1 + \frac{T(p_2)}{E(T|D^*)} N_{r_2} - \left(1 - N_{r_1} + \frac{T(p_2)}{E(T|D^*)} N_{r_2}\right)}{\left(1 + \frac{T(p_2)}{E(T|D^*)} N_{r_2}\right) \left(1 - N_{r_1} + \frac{T(p_2)}{E(T|D^*)} N_{r_2}\right)} = \left(1 - \frac{T(p_2)}{E(T|D^*)}\right) \frac{N_{r_1}}{\left(1 + \frac{T(p_2)}{E(T|D^*)} N_{r_2}\right) \left(1 - N_{r_1} + \frac{T(p_2)}{E(T|D^*)} N_{r_2}\right)}$$

$$\frac{\partial(X_{u\kappa} - X_{l\kappa})}{\partial T(p_2)} = \frac{-N_{r_1}}{\left(1 + \frac{T(p_2)}{E(T|D^*)} N_{r_2}\right) \left(1 - N_{r_1} + \frac{T(p_2)}{E(T|D^*)} N_{r_2}\right)} - \frac{N_{r_2} \left(1 - \frac{T(p_2)}{E(T|D^*)}\right) \left[1 + \frac{T(p_2)}{E(T|D^*)} N_{r_2} + 1 - N_{r_1} + \frac{T(p_2)}{E(T|D^*)} N_{r_2}\right]}{\left(1 + \frac{T(p_2)}{E(T|D^*)} N_{r_2}\right)^2 \left(1 - N_{r_1} + \frac{T(p_2)}{E(T|D^*)} N_{r_2}\right)^2} < 0$$

$$\frac{\partial^2(X_{u\kappa} - X_{l\kappa})}{\partial T(p_2)^2} =$$

$$\frac{N_{r_2} \left(1 + \frac{T(p_2)}{E(T|D^*)} N_{r_2}\right) + N_{r_2} \left(1 - N_{r_1} + \frac{T(p_2)}{E(T|D^*)} N_{r_2}\right)}{\left(1 + \frac{T(p_2)}{E(T|D^*)} N_{r_2}\right)^2 \left(1 - N_{r_1} + \frac{T(p_2)}{E(T|D^*)} N_{r_2}\right)^2} + \frac{N_{r_2} \left[1 + \frac{T(p_2)}{E(T|D^*)} N_{r_2} + 1 - N_{r_1} + \frac{T(p_2)}{E(T|D^*)} N_{r_2}\right] - N_{r_2}^2 \left(1 - \frac{T(p_2)}{E(T|D^*)}\right)}{\left(1 + \frac{T(p_2)}{E(T|D^*)} N_{r_2}\right)^2 \left(1 - N_{r_1} + \frac{T(p_2)}{E(T|D^*)} N_{r_2}\right)^2} +$$

$$+ \frac{2N_{r_2} \left(1 - \frac{T(p_2)}{E(T|D^*)}\right) \left[1 + \frac{T(p_2)}{E(T|D^*)} N_{r_2} + 1 - N_{r_1} + \frac{T(p_2)}{E(T|D^*)} N_{r_2}\right]^2}{\left(1 + \frac{T(p_2)}{E(T|D^*)} N_{r_2}\right)^4 \left(1 - N_{r_1} + \frac{T(p_2)}{E(T|D^*)} N_{r_2}\right)^4} > 0$$

$$\frac{\partial^2(X_{u\kappa} - X_{l\kappa})}{\partial T(p_2)^2} > 0 \quad \square$$

Summary of the the case where $M(D') > M(D^*)$

Facts 3 and 4 provide a *S.C.* for a range of N_{r_2} where a $\Delta_S > 0$ is not possible because $X_u < X_l$ as in inequality chain 63 and 64. With assumptions under B4 as long as $T(p_1) < E(T|D^*)$ there is at least a small range starting at $N_{r_2} = 0$ where $\Delta_S > 0$ is not possible. The inequalities 63 and 64 also provide restrictions on M_{ar_2} for point r_2 to be viable, and restrictions on M_{r_2} for $\Delta_S > 0$.

Facts 5, 6, and 7 provide conditions where $\kappa_{ar_2} < 1$ for all N_{r_2} , and thus conditions where points with $\kappa_{ar_2} > 1$ are not viable.

When $\kappa_{r_2} < 1$ it indicates that 1) an extended equilibrium is not possible and 2) that the alternative function for Δ_S (when $\kappa_{r_2} > 1$) will not apply.

Fact 9 shows that the narrow range between X_u and X_l or between $X_{u\kappa}$ and $X_{l\kappa}$ is even narrower owing to the relation between κ_{ar_2} and κ_{r_2} as determined by equation 76.