

DiVerify: Diversifying Identity Verification in Next-Generation Software Signing

Chinenye L. Okafor
Purdue University
okafor1@purdue.edu

James C. Davis
Purdue University
davisjam@purdue.edu

Santiago Torres-Arias
Purdue University
santiagotorres@purdue.edu

Abstract—Code signing enables software developers to digitally sign their code using cryptographic keys, thereby associating the code to their identity. This allows users to verify the authenticity and integrity of the software, ensuring it has not been tampered with. Next-generation software signing such as Sigstore and OpenPubKey simplify code signing by providing streamlined mechanisms to verify and link signer identities to the public key. However, their designs have vulnerabilities: reliance on an identity provider introduces a single point of failure, and the failure to follow the principle of least privilege on the client side increases security risks.

We introduce Diverse Identity Verification (DiVerify) scheme, which strengthens the security guarantees of next-generation software signing by leveraging threshold identity validations and scope mechanisms. We formalize a general definition of diverse verification scope and how it applies to next-generation software signing solutions, enabling clients to protect themselves from the impact of a compromised identity provider and help identity providers minimize the impact of compromised clients. As proof of concept, we implement DiVerify in the Sigstore ecosystem and evaluate the security improvements. By using fine-grained access control mechanisms and implementing threshold validations over account signing capabilities, we demonstrate that signing tools can protect themselves against threats from compromised identity providers and malicious signing clients.

1. Introduction

Software supply chain attacks have become a concern due to their impact on cybersecurity [1], [2], [3]. These attacks, involving the injection of malicious code into a software artifact and their exploitation to launch an attack on the downstream system [4] pose threats to software users. A common method to deter such injections is code signing [5]. Code signing involves attaching a digital signature to the code using public key cryptography, allowing consumers to verify that the code has not been altered since its signing. However, code signing inherently does not prove authorship, as the signature alone cannot confirm the actual author of the code. Identity-based signing has emerged as a solution, associating signatures with a verified identity. Next-generation software signing solutions such as OpenPubKey [6], and Sigstore [7] use OpenID Connect to

verify and retrieve identity claims from an identity provider facilitating a streamlined Single Sign-On (SSO) experience for signers.

Reliance on an identity provider introduces a single point of failure, making them prime targets for attacks [8], [9], [10], [11], [12], [13]. Incidents like the Midnight Blizzard [14], and Sign-in with Apple [15] highlight the inherent risks of placing unwavering trust in a single IDP for authentication. Furthermore, the security of code signing on the client side relies on the effectiveness of client-side security measures. Client compromise can occur due to malware or insider threats, often leading to unauthorized code signing. This occurs because the client often has more signing privileges than necessary, creating a significant risk. An example is the attack by the North Korea-based threat actor Diamond Sleet (ZINC) [16], where attackers exploited a code-signing system’s privileges to sign malicious variant of an application developed by CyberLink Corp, making it appear legitimate.

The effectiveness of code signing as a security measure often hinges on the assumption that an Identity Provider will always authenticate signers accurately and that the client honestly signs software. This reliance on the presumed infallibility of IdPs, coupled with the client risks, leaves the code signing process vulnerable to exploitation and undermines its effectiveness as a security measure. We argue, as in [17], that an identity verifier must not only rely on a single method of validation, but also undergo multiple means of identity verification and ensure post-compromise security. While prior work has evaluated the possibility of distributing trust across multiple identity providers [18], in this work we develop a construction specific for next-generation code signing. That is, while disaggregating trust in multiple parties is a common approach in distributed systems research, our work incorporates additional layers of security to provide stronger security guarantees for next generation software signing platforms

To support multiple verification setting, we define a new primitive, Diverse Identity Verification (DiVerify), which carries out authentication with multiple diverse IdPs. DiVerify relies on a new construct – *DiVerify scopes* – that define a signer’s identity as well his privileges on a resource (e.g., the ability to push to a repository) at a particular point in time. The identity is deemed a global scope and must be consistent across the verifying IdPs, but the privileges

are local scopes, as interpreted by each IdP for a given resource. By using global scopes, a verifier can confirm that a signer manages the same account across different identity providers, and by using local scopes, ensures a threshold of identity providers attest to a signer’s capability to sign.

DiVerify provides two major improvements: 1) Stronger security guarantees about a signer across multiple diverse providers. 2) The ability to remain secure even if a client is compromised. For improvement (1), DiVerify requires that a threshold of IdPs verify an identity (e.g., an email account), minimizing the impact of identity compromise at one IdP. For improvement (2), DiVerify limits the certificate signing scope to local scopes. By using DiVerify Scopes (or scopes hereafter), a verifier can ensure that a client controls the same account under separate identity providers, as well as ensuring that the right identity providers vouch for a signer’s capability to sign for the right supply chain artifacts and metadata. Further, we design DiVerify over existing standards to ensure near-term deployability. By extending the authentication protocol, clients who understand the DiVerify protocol can support scoping without breaking existing deployments. Further, the scoping semantics are backward compatible, which allows for a transitional phase from a state of coarse granular access control (the status quo) to a highly granular signing capabilities.

Our approach is applicable to next-generation software signing solutions. For our evaluation, we implemented DiVerify in the Sigstore ecosystem and show that the cost of supporting granular access controls that scopes offer is minimal. Likewise, we discuss how the scope mechanism provides strong security guarantees in the face of client and identity provider compromise.

In summary, we make the following contributions:

- We design DiVerify, an extension to the signer authentication protocol to provide threshold-based identity verification for signers and enforces more granular signing control for next-generation software signing solutions
- We evaluate the security and performance of a prototype implementation of DiVerify, on Sigstore, Under reasonable assumptions, our analysis shows that it meets our security guarantees and has minimal overhead.

Paper Organization The rest of the paper is organized as follows. We introduce the background in section 2 and threat model in section 3. Next, we provide an overview of DiVerify and thoroughly describe its scoping mechanism in sections 4 and 5 respectively. Further, we show how DiVerify materializes in Sigstore in section 6. We follow up with an implementation (section 7) and security and performance evaluations (section 8). Further discussion in section 9, and related work in section 10. We conclude in section 11.

TABLE 1. PARTIES AND THEIR ROLE IN NEXT-GENERATION SOFTWARE SIGNING SOLUTIONS. ADDITIONAL PARTIES INTRODUCED BY DiVERIFY ARE HIGHLIGHTED.

Party	Role
Signer	Submits the code for signing
Client	Tool that handles the signing and verification of software artifacts
Identity Providers	Authenticates signers and manages signers’ claims
Certificate Authority	Issues ephemeral certificates for signing purposes
Scope Provider	Provides the permissions a user holds on a resource

2. Background

2.1. Software Supply Chain

A software supply chain involves all the processes required to develop, distribute, and maintain software, including coding, compiling, testing, packaging, and deployment [4], [19]. This chain integrates various tools, libraries, frameworks, and services, often from multiple providers, creating a complex web of dependencies [20], [21]. The security of these supply chains has become increasingly important due to incidents like the SolarWinds attack [22] and the Log4j vulnerability [23], where breaches at any point had widespread repercussions. To safeguard against such threats, organizations employ strategies such as code signing, dependency management [24], [25], continuous monitoring [26], applying zero trust principles [27], [28], promoting secure development practices and maintaining a Software Bill of Materials (SBOM) [29]. These measures help ensure the integrity, transparency, and compartmentalization of each component within the software supply chain, protecting against unauthorized access, detecting vulnerabilities early, and minimizing the attack surface area.

2.2. Next-generation software signing

Numerous next-generation software signing solutions have emerged to address the challenges posed by first-generation signing solutions, such as OpenPGP [30], which rely on manual key management [31]. and trust models [32]. These first-generation approaches require signers to generate, store, and distribute their long-term public-private key pairs, a process prone to risks if keys are compromised [32].

In contrast, next-generation solutions such as Sigstore [7], OpenPubKey [6], and Sigstore without Sigstore [33] leverage authentication protocols and the concept of ephemeral keys to streamline key management and enhance security. Ephemeral keys are temporary keys generated for a single signing, eliminating the need for long-term key storage and management. This simplifies the signing process and reduces the risk of key compromise. These solutions

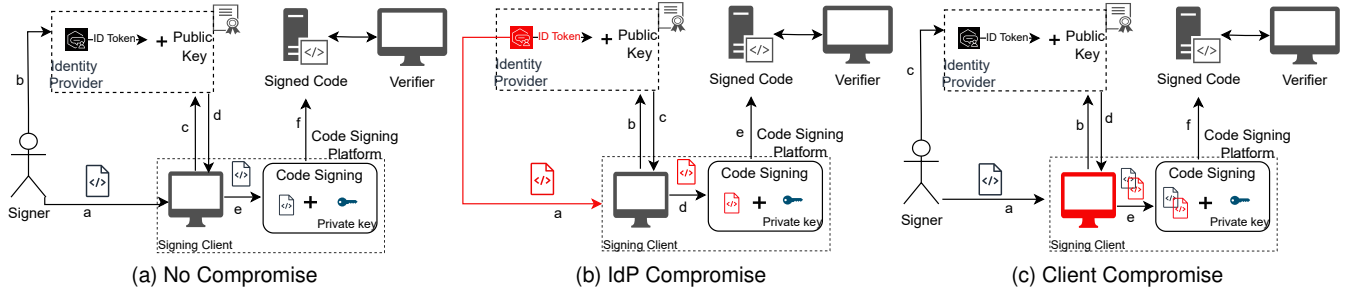


Figure 1. **Code Signing System Model:** This model illustrates the different ways the system can be compromised, undermining the trust established by the developer’s signature. fig. 1a demonstrates the scenario when no party is compromised. fig. 1b shows the case where the Identity Provider is compromised and impersonates the developer. fig. 1c depicts the situation where the signing client is compromised to sign arbitrary code.

incorporate IdPs for streamlined identity verification, and authenticating users dynamically during the signing process using Single Sign-On (SSO) mechanisms facilitated by protocols like SAML, OAuth, and OpenID Connect (OIDC). This ensures that signers’ identities are verified securely and efficiently, without relying on user-managed trust networks.

For the remainder of this paper, we will exclusively refer to the OIDC protocol (discussed in §2.3) for simplicity, while noting that our approach is applicable to other protocols§8.3.

Next-generation software signing solutions often involve several parties, as shown in table 1. To initiate the signing of a software artifact, the signer submits the software to the client. Subsequently, the signer undergoes authentication via an authorization code flow [34] resulting in the retrieval of a token. This token is then returned to the client. The client proceeds to generate a private/public key pair and forwards the public key and token to the Certificate Authority (CA) through a certificate signing request. The CA validates the token and issues a certificate that links the email to the public key. It’s worth noting that the involvement of a CA is optional, as not all next-generation software signing solutions require it for this association. Alternatively, some solutions opt to associate the key with the ID token as part of the OIDC authentication protocol [6], [33]

For consumers who wish to trust signed software, they engage with the client to verify the artifact. The client uses the public key associated with the intended identity to ensure that the signature aligns with the artifact.

2.3. OAuth2.0 and OpenID Connect

OAuth 2.0 [35] enables a third-party application to secure authorization to access resources on behalf of a user without sharing their credentials directly. OpenID Connect [36] adds an authentication layer to OAuth 2.0, allowing an application to verify the user’s identity based on the authentication performed by an authorization server (usually the Identity Provider). That is, OAuth 2.0 focuses on authorization, granting access to resources, while OpenID Connect focuses on authentication, verifying the identity of the user.

With OpenID Connect, a signer initiates the login process on the client by choosing the IdP for authentication. The client then redirects the signer to the IdP via HTTP to a pre-registered URL, including additional parameters (e.g., client ID). After logging in and granting permissions at the IdP, an ID token is generated and returned to the client. This token contains the following information: *Identity* - user details (like email) logging in at the client. *Recipient* - information about audience the token is intended for, such as unique ID for the signing solution. *Freshness* - parameters like timestamps and nonces. *Signature* - includes the signed ID token, signature value, and metadata like key references or algorithms used [37].

3. Threats & Threat Model

We assume that a next-generation software signing system is in use, and software is considered trustworthy if it is signed by the intended signer. To sign a software, the signer follows the process shown in fig. 1a. The signer starts by sending the software to the client for signing, after which he/she is redirected to authenticate with an IdP. Once authenticated, the IdP issues the signer’s ID token which is then associated to the public key.

The attacker’s goal is to sign arbitrary software as if it were the intended signer so that users will trust and use it. An attacker can sign arbitrary code, by e.g., reusing a certificate, impersonating a user against an IdP, or by compromising an IdP. In essence, the attacker wants to exploit either compromised credentials or certificate validity periods to subvert the trust established through the signer’s signatures.

This leads us to consider a threat model in which a compromise of at least some parts of the system occurs. Figures 1b and 1c illustrate our threat model.

3.1. Threat Model:

We assume that the attacker can:

- 1) Compromise a trusted IdP in order to impersonate the signer to sign malicious software. Further, we make the standard assumption that a threshold of IdPs are

not compromised. This assumption is common in the literature [18], and is also based on practical reality: diversity and independence of security measures across different IdPs [38], [39], [40], making a coordinated multi-provider attack extremely complex and resource-intensive. The cost of compromising multiple IdPs increases linearly with the number, such that the system operator can select a minimum number of IdPs appropriate to the perceived threat actor. Historical attack data supports this, showing that attackers typically exploit specific vulnerabilities within a single IdP rather than conducting widespread simultaneous breaches [41], [42], [43], [44].

- 2) Compromise the client software that does the signing on behalf of the user in order to sign additional arbitrary software beyond what the signer originally requested to be signed. Some examples of this type of abuse have happened in the past and in the wild [45], [46], [47].

The attack is successful if the attacker successfully creates the signer’s signature over a code not originating from the signer.

We assume that an honest signer does not intentionally sign arbitrary software.

4. DiVerify Overview: Goals & Specification

DiVerify, instead of a single authentication flow with one IdP, extends to multiple authentication flows involving a *set of trusted IdPs*. Our interest is to devise an optimal method for cross-validating contextual information from these different IdPs.

4.1. Parties, Roles & Security Goals

We extend the code signing model with a new role: a *Scope Provider*. The scope provider mirrors a user’s privileges on a particular resource. In practice, this role can be carried out by an Identity Provider or a third-party delegate of it. The entities and their roles in DiVerify are described in table 1

We identify the following goals as crucial for DiVerify: **Security Goals:**

- S1 Resilience in the face of Identity Provider Compromise:* All signing certificate issuance decisions are made based on the scope of the tokens issued by the diverse IdPs. This ensures that a compromised IdP cannot sign on behalf of the user unless it has compromised a threshold number of other IdPs involved.
- S2 Minimize the impact of client compromise when signing supply chain artifacts:* Following the principle of least privilege, a client should only sign an artifact that the signer has explicitly allowed to be signed. Attempts by the client to sign artifacts outside this must be prevented.

Deployment Goals:

- D1 Backwards compatibility in a mixed model within the code signing ecosystems*

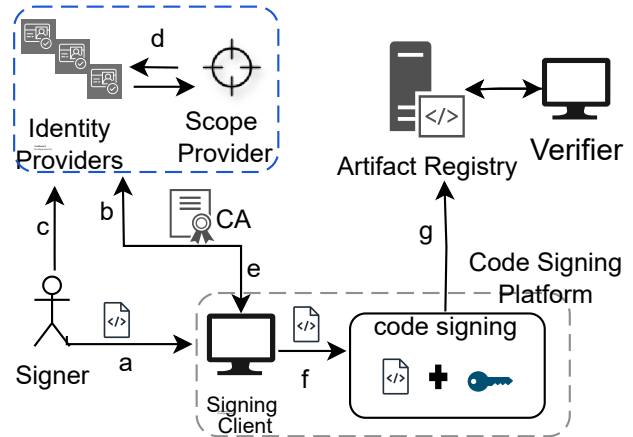


Figure 2. DiVerify Overview: DiVerify adds a Scope Provider role and extends to multiple IdPs (highlighted dashed box). a - Sign Request. b - Redirect to Login c - Login. d - Scope Retrieval. e - Certificate Issuance. f - Code to Sign. g - Signed Artifact Publication.

D2 Little to no changes to existing tooling

Having laid out the security and deployment goals, we move on to describe the intended user flow for DiVerify. This flow borrows the same structure as next-generation software signing, with some extensions to support security goals S1 and S2.

4.2. DiVerify Flow Specification

The DiVerify flow is very similar to that of software signing flow described in §2.2, with the added support for scopes, and with multiple identity providers involved. We illustrate this flow in Figure 2.

To use DiVerify, signers need to use a client and specify their intent to engage in diverse verification. The client will then choose the necessary scopes and identity providers for the signature.

Signing Flow The client initiates a signing flow by computing the required scopes for the appropriate signature. This includes appending additional information to the OIDC flow, which relates to the requested permissions from each identity provider. Since these permissions differ, the requests are unique for each identity provider.

Having prepared the scope requests, the client will iterate each request per server as an individual OIDC flow. This with the goal of building an aggregate proof to show they are able to sign for the intended payload.

On the other side of the OIDC flow, identity providers verify the usual OIDC flow, and unpack the additional scope requests. These scope requests are verified against the identity provider’s knowledge about the privileges of the user. This is done by comparing the request against the user’s information as provided by the *scope provider*. In practice, this scope provider is an endpoint providing permissions on a system (e.g., whether a signer has push

access to a certain GitHub repository). The resulting OIDC token then includes the scope information.

After iterating through the OIDC flows, the client will collect the aggregate proof and show it to the CA. In turn, the CA ensures that the provided tokens are valid (i.e. that the Identity Providers are the right ones) and that the scopes applicable match an intended scope. If the tokens are valid, the CA will issue a signing certificate and embed scope information as a certificate extension. This certificate is then provided to the user to carry out their signature.

Having obtained the certificate, the client carries out their signature process as usual. That is, generates a cryptographic signature, and submits the artifact to an artifact repository.

Verification Flow A verifier will follow this flow to verify an artifact: (1) Identify the certificate (and public key) associated with the artifact (2) Obtain the signature from the artifact repository. (3) Verify the signature matches the artifact (4) Verify the semantics of the signature match the intended scope in the certificate. While signature verification is the same as the one described in §2.2, the scope verification requires a more nuanced approach. Scope verification is also a rather rich aspect and we will explore it further.

5. System Design

In this section, we discuss the design of DiVerify scopes at a level that is generic to existing next-generation software signing platforms. A detailed embodiment on one of the next-generation software signing platforms will be described in §6.

At the core of DiVerify, a mechanism to describe privileges associated with identities is used to achieve security goals **S1** and **S2**. This mechanism describes *scopes*, which represents the *privileges* of a signer at a particular point in time t , as perceived by a particular identity provider. With these *scopes* an identity provider can minimize the impact of client compromise, and clients can protect themselves from the impact of a misbehaving identity provider by combining multiple identity providers in their signing process.

A central insight behind the scope mechanism is that the regular OIDC flow is effectively an account-level scope. With this consideration, scopes can be understood as a more granular representation of the same namespacing ability that identity providers already deliver. However, instead of providing scoping to at an account level, scopes allow for more descriptive representations of the capabilities of the signer at any point.

We identify two different ways in which scopes can materialize. First, a local scope that provides a more granular namespacing *within* a specific identity provider. This is the case of the example above, where each identity provider *limits* the signing capabilities for specific elements within a signature. Local scopes are intended to provide resilience to client compromise as signers can only sign for a specific set of elements (i.e., semantics).

Second, a global (or cross-referenced) scope provides the ability for identity providers to request further proof

from other identity providers in order to define a signature as valid. This can be most easily understood as a *threshold* operation over a signature: a signature is only valid if enough Identity Providers provide the same scope for the same identity. At its simplest instantiation, this allows for parties to ensure that no one Identity Provider can forge signatures on behalf of a client.

Our approach is reminiscent of access control mechanisms, where a reference monitor uses a definition language to control privileges by users and processes. Various approaches exist to represent these privileges (e.g., role-based access control, RBAC [48], [49]) in the wild. These may include user-level permissions, role-based permissions, or contextual permissions tailored to a specific application or service. In fact, the goal of scopes are to transfer these privileges (which are often ephemeral), to the capabilities of the signer. For this reason, we do not aim to define a new access control language, but to faithfully and transparently communicate these to the verifier.

5.1. Limiting Signing Capabilities with Local Scopes

As described above, local scopes allow an identity provider to limit the types of artifact that a particular signer can sign. Each individual Identity Provider is able to describe their own set of privileges associated with the Scope Provider with which they interact (recall Figure 1). Since each Identity provider provides its direct view about the user privileges(local scopes), DiVerify requires multiple identity providers to authenticate the user and based on the aggregated local scopes, grant signing to only the resource whose privileges match.

Aggregated local scopes are contained in a hierarchical structure (e.g., a tree), where each level of the tree represents a more restricted set of permissions compared to its parent level. In this structure, the absence of a defined scope implies a wildcard (*), where the signer possesses all permissions by default. As more scopes are specified, the signer’s capabilities are progressively narrowed down, moving from broader to more limited permissions.

In doing so, we are able to prevent identity providers from overwriting each others’ privileges.

5.2. Providing Compromise Resilience with Global Scopes

Global scopes cover permissions that apply universally across token payloads from different IdPs. Example includes common known values such as email addresses (i.e. identities).

In essence, global scopes rest at a higher level than local scope in scope trees and can be used to *associate data* within the scope tree. These associations can exist in two main ways. First, they can be used to carry out *threshold validation*, where a set of tokens need to be in agreement to

generate a valid signing certificate. Second, they allow for *cross provider dependency* (i.e., the dotted line in fig. 4).

Threshold Validation Threshold validation is used to ensure that a misbehaving identity provider cannot individually forge a certificate. This is done by ensuring that more than one identity provider can vouch for the validity of certain information. A simple example of a threshold validation global scope is an email account.

Cross-Provider Dependency Global scopes can also identify the need for information from other providers. For example, when requesting a DiVerify certificate to sign a SLSA provenance for a GitHub resource, its corresponding Identity Provider can issue a dependency on an artifact registry. This way, GitHub can indicate that the SLSA provenance cannot be signed for without privileges associated with the destination artifact.

Cross-provider dependencies inherently describe a hierarchy when requesting tokens from identity providers. However, these dependencies do not need to be resolved in order. Instead, the client just needs to identify that they hold all dependent scopes in their set of tokens before requesting a certificate from the CA.

Algorithm 1 Resolve Scopes: Determine if the Retrieved Scope is Adequate

```

1: procedure RESOLVESCOPES(tokens)
2:   scopes ← AggregateScopes(tokens)
3:   conflict ← DetectConflict(scopes)
4:   if not conflict then
5:     resolved_scopes ← ResolveConflict(scopes, tokens)
6:     if not resolved_scopes then
7:       return Err("Unresolvable scope conflict")
8:     end if
9:     if not (resolved_scopes.dependencies and
10:    (resolved_scopes.resources) then
11:       return Err("Insufficient scope")
12:     end if
13:   end if
14:   return grant
15: end procedure

```

Algorithm 2 Detect Conflicts: Examines the aggregated scopes, and identifies omission or disparity conflicts

```

1: procedure DETECTCONFLICT(aggScopes)
2:   Initialize conflicts as an empty dictionary
3:   for each (resource, permission), counts in aggScopes do
4:     num_true ← counts["True"]
5:     num_false ← counts["False"]
6:     num_total ← num_true + num_false
7:     if (num_true == 0 or num_false == 0) and
8:     num_total == total_tokens then
9:       conflicts[(resource, permission)] ← "False"
10:    else if num_total < total_tokens then
11:      conflicts[(resource, permission)] ← "omission_conflict"
12:    else if num_true > 0 and num_false > 0 then
13:      conflicts[(resource, permission)] ← "disparity_conflict"
14:    end if
15:  end for
16:  return conflicts
17: end procedure

```

```

{
  Request: {
    Resource: "https://gcr.io/bin/foo", Action: "
      ↪ push",
    Dependent: [
      {Resource: "https://github.com/foo",
        ↪ Action: "pull"},
      {Resource: "https://action.github.com/task
        ↪ ", Action: "action"}
    ]
  },
  Response: {
    User: "user@",
    Resource: {"https://gcr.io/bin/foo": {"push":
      ↪ True}},
    Dependent: {
      "https://github.com/foo": {"pull": True},
      "https://action.github.com/task": {"action
        ↪ ": False}
    }
  }
}

```

Listing 1. Sample Scope Request and Response Context

5.3. Scope Retrieval

In this phase, the client does not just redirect the signer to chosen IdPs to authenticate, it also provides the IdPs the scope request context (sample shown in Listing 1) as an additional parameter. The scope request context is inferred from the target payload to be signed and includes the resource to be signed (and any dependent resources), along with the associated access privilege needed. DiVerify requires that all authentication requests within a single signing session use the same nonce parameter to prevent replay attacks. This means that every request made by the client to the IdPs during the session must include this identical nonce value.

For each Identity Provider, the signer must authenticate and authorize the client's request to access the required resources. The signer can determine the necessary scopes (permissions) needed for their specific target payload. If the client requests more scopes than necessary, the signer has the option to deny consent, ensuring that only the required permissions are granted. Following approval, the IdP acts as a relying party to the scope provider, providing it with the user authentication claims in exchange for the user scope information. The retrieved information is then included in the ID token issued to the client.

5.4. Scopes Verification

DiVerify employs scopes to determine user authorization for signing. Verification involves two steps: firstly, validating the token and its claims. Secondly, resolving the provided scopes to determine the user's signing rights. As scope resolution may not always yield consistent results, DiVerify accounts for potential inconsistencies and resolves any scope conflicts that arise.

Algorithm 3 Aggregate Scopes: Combine all retrieved scopes

```
1: Initialize aggScopes as an empty dictionary
2: for each token in tokens do
3:   for each resource in token.Resources do
4:     Process(aggScopes, resource)
5:   end for
6:   for each dependent_resource in token.Dependents do
7:     Process(aggScopes, dependent_resource)
8:   end for
9: end for
10: return aggScopes

1: procedure PROCESS(aggScopes, resources)
2:   for each resource, permissions in resources do
3:     for each permission, value in permissions do
4:       Increment aggScopes[(resource, permission)][True] by
5:         value
6:       Increment aggScopes[(resource, permission)][False] by
7:         (1 - value)
8:     end for
9:   end for
10: end procedure
```

Algorithm 4 Resolve Conflicts: Reach an agreement on all conflicts identified

```
1: procedure RESOLVECONFLICT(aggScopes, conflicts)
2:   Initialize resolved_scope as an empty dictionary
3:   for each (resource, permission), conflict_type in conflicts do
4:     num_true ← aggScopes[(resource, permission)]["True"]
5:     num_false ← aggScopes[(resource, permission)]["False"]
6:     total_tokens ← num_true + num_false
7:     if conflict_type == "omission_conflict" then
8:       resolved_scope[(resource, permission)] ← (num_true >
9:         total_tokens * 2 / 3)
10:    else if conflict_type == "disparity_conflict" then
11:      resolved_scope[(resource, permission)] ← (num_true >
12:        total_tokens / 2)
13:    else
14:      resolved_scope[(resource, permission)] ← (num_true > 0)
15:    end if
16:  end for
17:  return resolved_scope
18: end procedure
```

To validate the tokens, it verifies the signature of the tokens, ensuring that they were generated by a trusted distinct Identity Provider, and have consistent nonce values. Then it checks that the global scope (email) is consistent and meets a predefined threshold, guaranteeing the security requirement **S1**. Subsequently, it checks that the tokens issued are limited to a scope. DiVerify imposes a default deny access control semantics, meaning that signing certificate can only be made and granted to specific signing and the certificate cannot be used to sign in a different scope. This deters malicious clients from not providing IdPs with the scope context, implying a wildcard for signing capabilities.

Then it proceeds to resolve the local scopes by following algorithm 1. It first aggregates the local scopes provided by each token and checks that no conflicts exist among the aggregated scopes. If conflicts are detected, the system attempts to resolve them (see §5.5). However, if conflicts remain unresolved or if resolved scopes lack necessary dependencies or resources, an error is returned indicating an unresolvable scope conflict or insufficient scope. If all conflicts are resolved and all necessary permissions are met, the user is granted signing rights. However, note that the verifier is *not* in control of the signing payload, and thus

```
default allow = false
allow {
  signer: user@
  scope_contains_required_repos
  DiVerify threshold: int
}
scope_contains_required_repos {
  scopes := get_scopes(certificate)
  required_repos := {
    "subject_repo": "gcr.io/bin/foo",
    "predicate_repo": "https://github.com/foo"
    ↪ ,
    "task_predicate": "https://actions.github.
    ↪ com/task/"
  }
  contains(scopes, required_repos.subject_repo)
  contains(scopes, required_repos.predicate_repo
    ↪ )
  contains(scopes, required_repos.task_predicate
    ↪ )
}
```

Listing 2. Example policy to confirm that the SLSA attestation signature payload mentioned in fig. 4 adheres to the necessary scope

can only verify that the certificate is well formed (in terms of capabilities) to sign a payload of that nature.

5.5. Scope Conflict Resolution

Given that scope providers provide their local view of a user’s scopes, two sets of scopes from different identity providers may be in conflict. We identify two types of conflict that could occur: Omission conflict and Disparity conflict.

An **omission conflict** occurs when certain scopes related to a resource provided in one token are not provided in another token. In other words, some permissions are missing in one token compared to another. On the other hand, a **disparity conflict** occurs when the permissions for a specific resource exist in all tokens but are granted differently. To resolve these conflicts, a method is required to reach a decision. Some common resolution methods for access control conflicts include choosing one of the conflicting rules to take precedence over the others based on factors such as order precedence, time, or specificity precedence [50]. These factors in our case do not in any way ensure that the most honest selection is made. We also need to take into account the relationships between different resources. For example, signing can only be permitted on a resource if both the resource being signed and any related resource it depends on have allowed the required actions.

DiVerify can allow verifiers to employ one of the following strategies:

Majority Rule: a decision is made based on the option that receives more than half of the total aggregate.

Strong Majority Rule: requires a significant majority, typically two-thirds, to reach a conclusive decision. In this

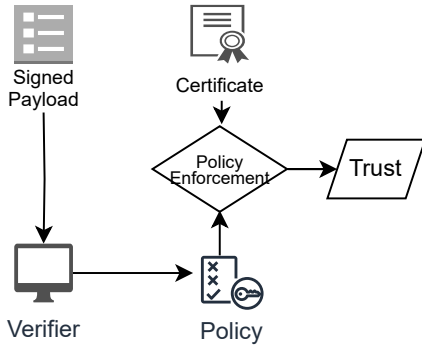


Figure 3. Policy Enforcement During Signature Verification Flow

context, “strong” emphasizes the need for a substantial margin above the simple majority threshold to make a decision. This provides a strong level of agreement among the Identity Providers before granting access preventing the impact of malicious exclusion of certain permissions (e.g., deny)

We first resolve conflicts for each resource across all tokens to establish an individual resource scope. This process, as detailed in algorithm 4, utilizes the strong-majority rule for omission conflicts and the majority rule for disparity conflicts.

Following conflict resolution, we analyze these resources and their interdependencies to determine the final signing permission. We evaluate how permissions interact based on resource interdependencies, utilizing bitwise operations (the intersection operator if interdependent, addition otherwise), to derive the final permission. Important to note that if a signing permission is granted, all corresponding resources must have resolved to true within the resource scope.

Scope conflicts can be addressed at any point, including the signing client, a CA (in the case of Sigstore), and ultimately by the verifier. When this check is performed by the client after the user authentication is completed and the client has retrieved the scoped tokens from the Identity Providers, it can serve to avoid signing a payload that will be ultimately rejected (due to scope conflicts). However, if the client is compromised, the client alone performing the validation does not provide the intended security goal, as the compromised client could still request a signing certificate even if the scope sufficiency is not met.

Alternatively, the certificate authority can do the verification as one of the pre-certificate issuance checks. Then, based on the outcome, issue a certificate allowing the signing within the approved scope or reject the request altogether.

Ultimately, the onus of verifying that the payload is trusted lies on the verifier. Thus, he or she must verify that the signed artifact is within the scope authorized.

5.6. Enforcing DiVerify in Artifact Verification

To trust an artifact, the verifier must confirm the artifact’s authenticity and ensure that it falls within the defined scope of the certificate. It confirms the artifact’s authenticity by

generating its signature with the public key and ensuring it matches the provided signature. Following this, it checks that the signature was created by a signer with the appropriate signing rights. To achieve this, the signature payload is parsed to identify its components, which are then used to formulate the scope verification policy. This policy outlines the criteria for ensuring that the signing complies with DiVerify.

For instance, for a Github image, the policy will state that the authorized scope must include the image repository. For the SLSA attestation example, the policy will require that the authorized scope includes both the subject artifact URL and any related predicate artifacts. An example policy for the SLSA attestation payload in fig. 4 is presented in Listing 2.

The policy is then evaluated against the scopes authorized in the certificate (fig. 3), determining whether the software is to be trusted or not.

6. Case Study: Sigstore with DiVerify

In this section, we show how DiVerify materializes in the Sigstore ecosystem in the signing and verification of artifacts.

Figure 5 depicts our extension of Sigstore to support DiVerify. DiVerify adds one major component to the sigstore ecosystem. Namely, the Identity Provider interacts with (or integrates) a scope provider as part of the OIDC flow (in order to verify scopes). Further, it modifies the notion of an Identity provider from a single instance to that of a Set which provides unique scopes based on the capabilities of the signer. We also make modifications to other existing components, as highlighted and discussed below.

6.1. Artifact Signing

As depicted in fig. 5, three components (Identity Providers, Scope Provider, and Fulcio) collaborate with the client to facilitate artifact signing. In general, they provide services in two categories: User authentication and Scope Retrieval, and Verification of User Claims and Issuance of Certificate.

6.1.1. User authentication and Scope Retrieval. The client interacts with various distinct Identity Providers to authenticate the user and retrieve their specific access permissions as defined in the scope request context. User authentication follows the OIDC authorization code flow [34], with the Identity Provider reviewing the scope request context to gather all relevant resource and permission information. Subsequently, the Identity Provider presents these to the user, seeking authorization to share their data with the scope provider for verification of enabled resources and permissions. Upon receiving a response from the scope provider, the Identity Provider appends it to the ID token it issues to the client. This response indicates whether the user is permitted or denied access for each requested action on the resource.

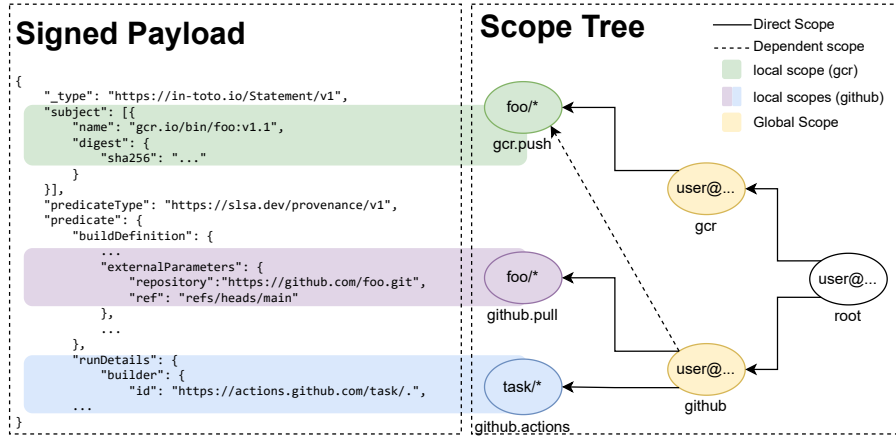


Figure 4. Sample in-toto SLSA attestation payload mapped to a collection of DiVerify scopes

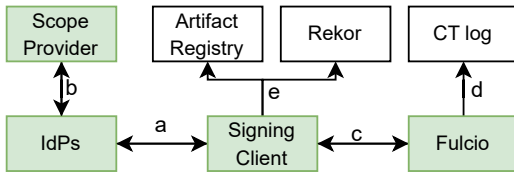


Figure 5. Sigstore with DiVerify Overview. The highlighted boxes represent the roles that were modified to enable DiVerify Capabilities. a - User Authentication. b - Scope Retrieval. c - Certificate Request. d - Certification Publication. e - Signed Artifact Publication.

Algorithm 5 CA flow to issue cert

Require: *providers*, a list of trusted OIDC providers

- 1: **function** FULCIO.REQUESTCERTIFICATE(*pk, toks, chal, divProof, cv*)
- 2: **if** \neg OIDC.Verify(*tok*) or *tok.iss* \notin *providers* for *tok* in *toks* **then**
- 3: **return** Err("OIDC signature invalid")
- 4: **end if**
- 5: **if** \neg Verify_{pk}(*tok.sub, chal*) **then**
- 6: **return** Err("invalid self-signature: chal")
- 7: **end if**
- 8: **if** *globalScope* **not match** for *globalScope* in *toks* **then**
- 9: **return** Err("Inconsistent identity")
- 10: **end if**
- 11: **if** \neg ResolveScopes(*toks*) **then**
- 12: **return** Err
- 13: **end if**
- 14: *cert* \leftarrow X509.NewCert(*tok.iss, tok.sub, pk, DiVerifiers*)
- 15: Sign_{sk}(*cert*)
- 16: Fulcio.PublishCertificate(*cert*)
- 17: **return** *cert*
- 18: **end function**

6.1.2. Verification of User Claims and Issuance of Certificate. Algorithm 5 delineates the process tailored for our specific certificate issuance workflow. Building upon the methodology introduced in [7], our algorithm begins by verifying the origin of each token, ensuring that it was generated by a trusted distinct Identity Provider, has a valid signature, and aligns with the subject identity in the certificate. Subsequently, it checks the global scopes within the tokens,

verifying their conformity to predefined thresholds. Then it proceeds to resolve the local scopes provided by each token following the scope resolution algorithm illustrated in algorithm 1.

A scoped certificate is only issued and recorded in the CT log if access is granted. This certificate includes Subject and DiVerifiers fields, linking it to the OIDC global identity derived from the tokens and the multiple IdPs that participated in the authentication process. This linkage confirms during signature verification that the artifact's signer was indeed diversely verified.

Following certificate issuance, the client proceeds to sign the artifact and publish both the signature and the signed artifact to the Rekor log and the artifact registry, respectively.

6.2. Artifact Verification

DiVerify artifact signature verification follows Newman et al. [7] description. However, we adapt the verifier to perform validations, ensuring that the signed artifact adheres to the scope limitations of the certificate following §5.6. If the artifact fails to meet these limitations, it cannot be deemed trustworthy.

7. Implementation

We built a staging version of Sigstore that includes DiVerify capabilities by making three major modifications. First, we implemented a DiVerify-aware client for both the signer (§5.3) and the verifier (§5.6). Second, We adapted the identity providers through Dex, to support DiVerify (see §5.3). Sigstore utilizes Dex [51], a federated OpenID Connect Provider, as an intermediary identity service between clients and identity providers. Our DiVerify scope implementation offers basic functionality, leveraging GitHub as both an identity provider and the scope provider. We employed GitHub's REST API for project collaborator management [52] to facilitate scope provider functionality. How-

ever, its current implementation is limited to using GitHub’s personal access tokens as proof of user authentication and authorization for user scope verification. Consequently, other identity providers could not read the user scopes from it directly. Therefore, we utilized the scope provided by the GitHub IdP to fulfill the user scope requirements. For broader applicability, we foresee scope providers accessible to various IdPs in real-world applications. Finally, we updated the certificate authority to incorporate scope verification (§6.1.2) prior to certificate issuance.

Table 2 describes the provided feature for each aspect of the implementation. We report the lines of code as the result of sloc with default parameters.

8. Evaluations

8.1. Security Analysis

In this section, we examine the security posture of the system under typical normal conditions, and the potential compromise scenarios where individual components of the system could be exploited by malicious actors. Recall our security goals outlined earlier: S1 aims for resilience in the face of Identity Provider Compromise, while S2 focuses on minimizing the impact of client compromise in signing (see §4.1)

8.1.1. Normal Conditions. Under typical circumstances, the verifier assumes that an artifact has been legitimately signed by its rightful owner and that the signer was duly authorized. This trust is established through a series of mechanisms. Firstly, a client can only sign an artifact if it possesses a certificate issued by Fulcio, which specifies the authorized scope for signing. Fulcio issues these certificates based on scoped ID tokens received from various identity providers, ensuring the user has the necessary access rights to the artifact repository. Identity providers issue scoped ID tokens after the user has successfully authenticated and the scope provider has confirmed the user’s permissions.

The verification process involves several steps. The verifier confirms that the user authenticated across multiple identity providers by checking that the certificate contains appended DiVerify Issuers. It also ensures that the artifact aligns with the authorized scope outlined in the certificate. Furthermore, the verifier checks that both the certificate and artifact signature are recorded in the identity and Rekor logs. Finally, it verifies that the inclusion time of the signature in Rekor falls within the certificate’s validity window.

These steps collectively ensure the identity is both legitimate and an authorized signer of the artifact’s metadata. This enables the verifier to effectively detect any unauthorized actions during the signing process

8.1.2. Compromise of the Client. In the event of a client compromise, the attacker gains the ability to sign software on behalf of the user. This poses a significant risk, as any entity that blindly trusts signatures from the compromised user will also trust the signatures on the arbitrary software.

However, the potential for arbitrary signing is effectively mitigated by the local scope specified in the signing certificate, as illustrated in Table 3. This scope restricts the signing capability of the client to only operate within the authorized scope.

Should an attacker attempt to sign beyond the defined scope outlined in the certificate, this unauthorized activity will be detected during artifact signature verification by an honest consumer’s client. Consequently, the artifact will be rejected, thwarting the attacker’s malicious efforts.

8.1.3. Compromise of single Identity Provider. In the event of an Identity Provider compromise, the attacker acquires the capability to impersonate users authenticated through that specific Identity Provider, potentially issuing the ID token required for signing certificate issuance. However, the DiVerify global scope mandates authentication from multiple Identity Providers to validate a user’s identity.

As a result, since the attacker cannot authenticate against the user on other Identity Providers, they are unable to fulfill the authentication requirements necessary for obtaining the signing certificate.

Consequently, the compromise of under threshold Identity Provider alone does not suffice, effectively thwarting the issuance of signing certificates and thereby preventing unauthorized signing attempts.

Next-generation software signing solutions utilize transparency systems [7], [53] that enable retrospective auditing to detect and respond to IdP compromise signing. These systems maintain an immutable, publicly accessible log of all signing activities, allowing for monitoring and auditing, thus ensuring accountability and traceability of any unauthorized signing. However, DiVerify prevents signing in real-time in the case of an IdP compromise, offering immediate protection against unauthorized signing.

8.1.4. Compromise of Scope Provider. If a scope provider is compromised, it could result in incorrect privilege status being provided to Identity Providers. However, as noted in §5.3, the signer is aware of the expected resource access required to generate a signature and can reject any authorization request that deviates from this expectation.

Even if a compromised identity provider colludes with the scope provider to issue scopes beyond what the signer authorized, this would be detected during threshold validation. This is because the other honest providers would have different resources in their scope claims, revealing any discrepancies. This limits the potential damage a malicious scope provider can cause. It can only act maliciously in terms of the values for resource access (e.g., falsely indicating whether access to the `foo/` directory is allowed).

In the case of providing false negative access values, this would result in a denial of service. Conversely, if false positive access values are provided, it would not necessarily compromise DiVerify’s security guarantees because the signer’s ability to authenticate across multiple IdPs indicates that the account is not compromised. Since an honest signer

TABLE 2. CODE STATISTICS OF DiVERIFY IMPLEMENTATION

Component	LoC	% Increase	Description	Changes
Cosign	528	1.3	Client signing and verification	Added DiVerify Flags, and scope support
Fulcio	354	1.8	Certificate Authority	Core DiVerify scope merge logic
Dex	416	0.65	Identity Provider	Added Scope Support

TABLE 3. ENUMERATING THE ATTACK PROTECTION OF SIGSTORE PARTIES BY DiVERIFY UNDER THE ASSUMPTIONS OF OUR THREAT MODEL. ○ MEANS THAT THE ATTACKER CAN SIGN ARBITRARY ARTIFACTS. ● MEANS THE ATTACKER CAN ONLY SIGN WITHIN THE AUTHORIZED SCOPE. ● MEANS SUCCESSFUL PREVENTION AGAINST ANY ARBITRARY SIGNING. — MEANS NOT APPLICABLE.

Compromise Type	Sigstore (today)	DiVerify		
		Global scope	Local scope	Global + Local scope
Client Compromise	○	○	●	●
Under threshold IdP Compromise	○	●	○	●
Scope Provider Compromise	—	●	●	●
Threshold IdP Compromise	○	○	○	○

has no motivation to launch an insider attack, we do not consider this signer a threat.

8.1.5. If Attacker Compromise Threshold of Identity Providers. If threshold Identity Providers utilized by a user for authentication are compromised simultaneously, attackers would illicitly gain access to the authentication mechanisms of the threshold Identity Provider used by the user. This would enable attackers to impersonate legitimate users and potentially sign artifacts across all repositories accessible to those users.

However, the likelihood that such an event will occur is exceedingly low, given the diverse and independent nature of security implementations across different Identity Providers. (see §3).

8.2. Performance Analysis

8.2.1. Signing and Verification Cost. To analyze the impact of DiVerify on the performance of Sigstore staged version, We took microbenchmarks of: the time taken for signing and the duration spent within the system. The signing time includes fetching the images for signing, verifying signing authorization, performing the signing, and uploading to Rekor. System Time includes key pair generation, identity token retrieval, and obtaining certificates from the Fulcio CA. We choose to benchmark these two since they involve retrieving and verifying scopes, and we sought to understand how incorporating these impacts performance. We conducted batches of 20 artifact signings and excluded the user interaction time with the identity provider, ensuring our measurements remained focused solely on the system’s performance as user interaction time can vary significantly depending user behavior.

TABLE 4. COMPARISON OF SIGNING COST: EXISTING SYSTEM VS. DiVERIFY (EXCLUDING USER INTERACTION TIME)

	Time (s)		
	Signing Time	System Time	Total Time
Regular Sigstore	3.26	0.44	3.70
Sigstore + DiVerify	3.42	1.07	4.49

We evaluated our DiVerify client on a 3.2 GHz Mac MPH3LL/A computer with 32 GB of RAM. The Fulcio, Rekor, Dex, and CA log components were deployed on 2.20 GHz Intel Xeon Google Cloud Platform virtual machines with 2 GB of RAM and 200GB of disk space.

Table 4 presents the mean time required to sign software over 20 runs. We observed a slight increase in signing time (approximately 5%), while the overall the system time experienced a more significant rise. This result is not entirely unexpected. The signing time increase can be attributed to the additional overhead of verifying that the artifact falls within the authorized scope. In contrast, the increase in overall system time includes more tasks introduced by DiVerify, such as retrieving tokens from multiple identity providers and performing the necessary verification.

8.3. Incorporating DiVerify into Real-World Software Signing Solutions

Recall our deployment goal to ensure backward compatibility in mixed models within code signing ecosystems (**D1**) and to minimize any necessary changes to existing tools (**D2**) (see §4.1).

We believe that DiVerify can be integrated into real-world signing solutions with minimal disruption to existing signing ecosystem, thus meeting our **D1** goal. DiVerify is

designed to be backward compatible within code signing ecosystems by leveraging existing authentication and authorization frameworks. This allows it to function alongside current mechanisms without necessitating their replacement. Specifically, DiVerify requires that IdPs include specific user scopes within the token claims of a signer ID Token. This process can be integrated into existing workflows because the addition of specific user scopes to token claims is an extension of current token issuance processes. Most modern IdPs, such as OAuth 2.0 providers, already have the capability to include custom claims in tokens, and DiVerify’s requirements do not alter the fundamental structure or format of existing tokens. This ensures compatibility with existing verifiers and consumers of the tokens who may not yet support DiVerify. Furthermore, systems can adopt DiVerify incrementally, starting with issuing tokens that include DiVerify-specific scopes for certain applications or users while continuing to issue standard tokens for others, thus maintaining continuity.

Integrating DiVerify requires little changes to existing tooling (satisfying **D2**). Our demonstration on Sigstore illustrates this. As shown in Table 2, the integration required only a 1.3% increase in the line of code for the client side signing and verification tooling, a 1.8% increase for Fulcio, and a 0.65% increase for Dex. These modest changes demonstrate that incorporating DiVerify into existing tools involves minimal modifications, ensuring that the codebase can be maintained. Moreover, the scope provider that DiVerify interacts with can often be an existing entity within the federated IdPs ecosystem. For instance, GitHub acts as an identity provider and also manage user permissions and roles within its platform [52]. This dual functionality aligns with DiVerify’s requirement to manage scopes without having to introduce new components. DiVerify enhances security but does not force immediate changes to existing tools, allowing signing solutions to adopt DiVerify at their own pace and ensuring a smooth transition and integration process.

As implied by **D2**, systems should be as simple as possible, but no simpler [54]. We believe the DiVerify design meets this goal. By integrating a separate provider for permissions, we leverage existing capability systems already implemented in most supply chain services. Rather than reinventing the wheel, we devised a method to inform the existing permissions in supply chain services to next-generation software signing solutions. Hence, not only does DiVerify provides stronger security guarantees but also facilitates a straightforward integration process, ensuring near-future deployability.

9. Discussion

9.1. Scope Privacy and Auditability

DiVerify effectively implements scope privacy and permission enforcement. In the scope retrieval process outlined in step §6.1.1, a scope provider ensures that any scope request initiated by the Identity Provider corresponds to an

authenticated user with current active and valid credentials. The user must also be fully aware of the permissions being validated on which resource. Each Identity Provider explicitly requests user consent to the resources and permissions being validated by the scope provider before making the request, ensuring that only the scopes relevant for the signature are provided. This prevents the leakage of unnecessary privilege information beyond the specific signing goal for each signature.

While the resources and permissions listed for user consent are directly derived from the scope request configured by the client, in our design, Identity providers cannot determine whether the scope is relevant for the signature. Validation (through consent) is required from the user, who understands the resources and dependent resources needed to generate the signature. In particular, if a malicious client requests more scopes than necessary, DiVerify relies on the user to reject such requests, thereby detecting potential compromises of the client. validate on what resource. Otherwise, serious impersonation risks can occur. Hence the scope provider needs access to the active user claims, which validate the user’s identity and authentication status.

9.2. DiVerify & Signer Privacy

While DiVerify has primarily focused on security and deployment objectives, it lacks anonymity for privacy-conscious users. This is evident as neither the user nor the DiVerify issuers are masked on the issued certificate. To address this privacy concern, DiVerify can integrate Speranza [55]. The integration is straightforward.

In the DiVerify-Speranza architecture, the certificate would include a pseudonym that links to the user identity using Merril et al’s “Identity Co-Commitments”, while the DiVerify issuers remain in plaintext. Consequently, while the set of issuers remains visible, it becomes impossible to decipher the user who authenticated with them. This effectively provides privacy for users, ensuring their anonymity within the signing process.

10. Related Work

This work relies on existing works from access control mechanisms, as well as distributed identity mechanisms. We contextualize DiVerify in these disciplines, with a particular focus on their applications in the software supply chain context.

10.1. Access Control Mechanisms

Perhaps the most direct relative of DiVerify is that of Role-Based Access Control Mechanisms (RBAC). This includes foundational work by [56], as well as their applications to general-purpose computing systems [57], [58], cloud computing [59], [60]. While DiVerify uses techniques from the above, the application of DiVerify requires to reason through multiple providers with often overlapping

privileges. In addition, while DiVerify may be applicable to other contexts beyond supply chain security, in this paper we only explore them in this context.

Perhaps the most relevant research applying RBAC in the context of software supply chain. Works [61], [62] identify new models for modeling permissions within a repository's context. Similar methods exist in practice by applying granular permissions on social coding platforms [63], [64]. These systems benefit from a well-established series of abstractions (i.e., branches and commits), and thus excel at their particular application domain. In contrast, DiVerify attempts to map permissions across different supply chain domains without sacrificing security guarantees, with a focus on the next-generation software signing context.

Lastly, work identifying flaws or weaknesses in regular RBAC applications for supply chain security also exists. These often focus on permissions as they are applied to repository controls and metadata [65], or CI platforms [66]. Identifying implementation and design-level semantics for these platforms is useful to help inform semantics that can then be carried out to the DiVerify context.

10.2. Verifiable Identities and Credentials

Similarly, the application of identity for different contexts has surfaced in general identity work. Perhaps one of the richest lines of work in this regard is that of Verifiable Credentials. Work from [67], [68], [69], [70], [71] introduces the ability to disclose, verifiably, that a property is held by the holder of a credential. DiVerify aims to provide a similar goal by building upon existing and widely deployed technologies (such as OpenID Connect). Properties such as the ability to commit to a repository or holding ownership of a project can be achieved by off-the-shelf algorithms and tools.

Similarly, applications of distributed identity frameworks (i.e., DiD [72], [73], [74]) can be used in lieu of identity providers. This has been considered in standards such as SCITT as a possible building block for a global software supply chain ledger [75]. DiVerify can leverage these standards were they to become widespread. However, it is still necessary to apply the disambiguation logic described in this paper to ensure proper capabilities are applied.

10.3. Threshold-based Authentication

There has not been much exploration of the field. Work by Ito et al. [18] have explored distributing trust across multiple identity providers using a threshold-based authentication system with secret sharing [76] in which user attribute is divided into multiple shares and distributed among different IdPs. To authenticate successfully, a user must gather a sufficient number of shares (meeting the threshold) to reconstruct the secret. While this method aligns with one of our primary objectives, which involves verifying identity across a threshold of identity providers, it relies on a trusted dealer, a concept at odds with DiVerify's distributed trust

model. DiVerify ensures that no single party holds complete control to subvert trust.

11. Conclusion

This paper introduces DiVerify, a novel primitive for diversifying identity verification in next-generation software signing protocols. DiVerify enables the establishment of trust thresholds among Identity Providers, significantly improving security against the threats of both identity providers and client compromise. This approach provides robust security assurances and enhances the overall effectiveness of software signing as a protective measure.

Our evaluation demonstrates that this distribution of trust among multiple identity providers is feasible and enhances security. This distribution facilitates proactive threat prevention, albeit with some impact on signer interactivity and network performance. Consequently, signers must be prepared to accommodate multi-authentication across various identity providers. We leave an exploration of this tradeoff as an interesting direction for future work.

References

- [1] "SolarWinds hack was 'largest and most sophisticated attack' ever: Microsoft president," *Reuters*, Feb. 2021. [Online]. Available: <https://www.reuters.com/article/idUSKBN2AF03Q/>
- [2] "Securing the supply chain: Lessons learned from the codecov compromise," Jul. 2021. [Online]. Available: <https://www.rapid7.com/blog/post/2021/07/09/securing-the-supply-chain-lessons-learned-from-the-codecov-compromise>
- [3] "tag-security/supply-chain-security/compromises at main · cncf/tag-security." [Online]. Available: <https://github.com/cncf/tag-security>
- [4] C. Okafor, T. R. Schorlemmer, S. Torres-Arias, and J. C. Davis, "SoK: Analysis of Software Supply Chain Security by Establishing Secure Design Properties," in *Proceedings of the 2022 ACM Workshop on Software Supply Chain Offensive Research and Ecosystem Defenses*, ser. SCORED'22. New York, NY, USA: Association for Computing Machinery, Nov. 2022, pp. 15–24. [Online]. Available: <https://dl.acm.org/doi/10.1145/3560835.3564556>
- [5] D. Cooper, A. Regenscheid, M. Souppaya, C. Bean, M. Boyle, D. Cooley, and M. Jenkins, "Security considerations for code signing," *NIST Cybersecurity White Paper*, 2018.
- [6] E. Heilman, L. Mugnier, A. Filippidis, S. Goldberg, S. Lipman, Y. Marcus, M. Milano, S. Premkumar, and C. Unrein, "OpenPubkey: Augmenting OpenID Connect with User held Signing Keys," 2023, publication info: Preprint. [Online]. Available: <https://eprint.iacr.org/2023/296>
- [7] Z. Newman, J. S. Meyers, and S. Torres-Arias, "Sigstore: Software Signing for Everybody," in *Proceedings of the 2022 ACM SIGSAC Conference on Computer and Communications Security*. Los Angeles CA USA: ACM, Nov. 2022, pp. 2353–2367. [Online]. Available: <https://dl.acm.org/doi/10.1145/3548606.3560596>
- [8] G. Bai, J. Lei, G. Meng, S. S. Venkatraman, P. Saxena, J. Sun, Y. Liu, and J. S. Dong, "Authscan: Automatic extraction of web authentication protocols from implementations," 2013.
- [9] M. Ghasemisharif, A. Ramesh, S. Checkoway, C. Kanich, and J. Polakis, "O single {Sign-Off}, where art thou? an empirical analysis of single {Sign-On} account hijacking and session management on the web," in *27th USENIX Security Symposium (USENIX Security 18)*, 2018, pp. 1475–1492.

- [10] G. Liu, X. Gao, and H. Wang, "An investigation of identity-account inconsistency in single sign-on," in *Proceedings of the Web Conference 2021*, ser. WWW '21. Association for Computing Machinery, pp. 105–117. [Online]. Available: <https://doi.org/10.1145/3442381.3450085>
- [11] P. Hu, R. Yang, Y. Li, and W. Lau, "Application impersonation: problems of oauth and api design in online social networks," in *Conference on Online Social Networks*, 2014. [Online]. Available: <https://api.semanticscholar.org/CorpusID:10656530>
- [12] C. Yue, "The devil is phishing: Rethinking web single Sign-On systems security," in *6th USENIX Workshop on Large-Scale Exploits and Emergent Threats (LEET 13)*. Washington, D.C.: USENIX Association, Aug. 2013. [Online]. Available: <https://www.usenix.org/conference/leet13/workshop-program/presentation/yue>
- [13] C. Mainka, V. Mladenov, J. Schwenk, and T. Wich, "Sok: Single sign-on security — an evaluation of openid connect," in *2017 IEEE European Symposium on Security and Privacy (EuroS&P)*, 2017, pp. 251–266.
- [14] Microsoft, "Midnight blizzard: Guidance for responders on nation-state attack," 2024. [Online]. Available: <https://www.microsoft.com/en-us/security/blog/2024/01/25/midnight-blizzard-guidance-for-responders-on-nation-state-attack/>
- [15] Bhavuk Jain. Zero-day in sign in with apple. [Online]. Available: <https://bhavukjain.com/blog/2020/05/30/zeroday-signin-with-apple/>.
- [16] Microsoft, "Diamond sleet: Supply chain compromise distributes a modified cyberlink installer," November 2023, accessed: 2024-05-30. [Online]. Available: <https://www.microsoft.com/en-us/security/blog/2023/11/22/diamond-sleet-supply-chain-compromise-distributes-a-modified-cyberlink-installer/>
- [17] H. Birge-Lee, Y. Sun, A. Edmundson, J. Rexford, and P. Mittal, "Bamboozling Certificate Authorities with {BGP}," 2018, pp. 833–849. [Online]. Available: <https://www.usenix.org/conference/usenixsecurity18/presentation/birge-lee>
- [18] T. Ito, D. Kotani, and Y. Okabe, "A threshold-based authentication system which provides attributes using secret sharing," in *2017 IEEE 41st Annual Computer Software and Applications Conference (COMPSAC)*, vol. 2. IEEE, 2017, pp. 730–737.
- [19] T. R. Schorlemmer, K. G. Kalu, L. Chigges, K. M. Ko, E. A.-M. A. Isghair, S. Baghi, S. Torres-Arias, and J. C. Davis, "Signing in four public software package registries: Quantity, quality, and influencing factors," *2024 IEEE Symposium on Security and Privacy*, 2024.
- [20] D. Kumar, Z. Ma, Z. Durumeric, A. Mirian, J. Mason, J. A. Halderman, and M. Bailey, "Security challenges in an increasingly tangled web," in *Proceedings of the 26th International Conference on World Wide Web*, 2017, pp. 677–684.
- [21] Synopsys. (2023) Open source security and risk analysis. [Online]. Available: <https://www.synopsys.com/software-integrity/resources/analyst-reports/open-source-security-risk-analysis.html#UXexecutiveSummary>
- [22] Google Cloud. (2020) Evasive attacker leverages solarwinds supply chain compromises with sunburst backdoor. [Online]. Available: <https://cloud.google.com/blog/topics/threat-intelligence/evasive-attacker-leverages-solarwinds-supply-chain-compromises-with-sunburst-backdoor/>
- [23] National Cyber Security Centre. (2021) Log4j vulnerability: What everyone needs to know. [Online]. Available: <https://www.ncsc.gov.uk/information/log4j-vulnerability-what-everyone-needs-to-know>
- [24] I. Pashchenko, D.-L. Vu, and F. Massacci, "A qualitative study of dependency management and its security implications," in *Proceedings of the 2020 ACM SIGSAC conference on computer and communications security*, 2020, pp. 1513–1531.
- [25] C. R. de Souza and D. F. Redmiles, "An empirical study of software developers' management of dependencies and changes," in *Proceedings of the 30th international conference on Software engineering*, 2008, pp. 241–250.
- [26] Synopsys. (2023) What is software composition analysis? [Online]. Available: <https://www.synopsys.com/glossary/what-is-software-composition-analysis.html>
- [27] C. Lamb and S. Zacchiroli, "Reproducible Builds: Increasing the Integrity of Software Supply Chains," *IEEE Software*, vol. 39, no. 2, pp. 62–70, Mar. 2022. [Online]. Available: <https://ieeexplore.ieee.org/document/9403390/>
- [28] S. Torres-Arias, H. Afzali, T. K. Kuppusamy, R. Curtmola, and J. Cappos, "in-toto: Providing farm-to-table guarantees for bits and bytes," *Proc. of the 28th USENIX Security Symposium*, Aug. 2019. [Online]. Available: <https://par.nsf.gov/biblio/10159903-toto-providing-farm-table-guarantees-bits-bytes>
- [29] National Telecommunications and Information Administration. (2021) Minimum elements for a software bill of materials (sbom). [Online]. Available: <https://www.ntia.gov/report/2021/minimum-elements-software-bill-materials-sbom>
- [30] OpenPGP. [Online]. Available: <https://www.openpgp.org/>
- [31] R. Chandramouli, M. Iorga, and S. Chokhani, "Cryptographic key management issues and challenges in cloud services," *Secure Cloud Computing*, pp. 1–30, 2013.
- [32] N. Unger, S. Dechand, J. Bonneau, S. Fahl, H. Perl, I. Goldberg, and M. Smith, "Sok: secure messaging," in *2015 IEEE Symposium on Security and Privacy*. IEEE, 2015, pp. 232–249.
- [33] Y.-C. Chang, "How to use sigstore without sigstore," *Cryptology ePrint Archive*, 2023.
- [34] N. Sakimura, J. Bradley, M. Jones, B. de Medeiros, and C. Mortimore. (2023) Openid connect core 1.0 incorporating errata set 2. [Online]. Available: https://openid.net/specs/openid-connect-core-1_0.html
- [35] "End User Authentication with OAuth 2.0 — OAuth." [Online]. Available: <https://oauth.net/articles/authentication/#:~:text=The%20OAuth%202.0%20specification%20defines,providing%20mechanisms%20for%20user%20authentication.>
- [36] "How OpenID Connect Works - OpenID Foundation," Feb. 2023. [Online]. Available: <https://openid.net/developers/how-connect-works/>
- [37] C. Mainka, V. Mladenov, J. Schwenk, and T. Wich, "Sok: single sign-on security—an evaluation of openid connect," in *2017 IEEE European Symposium on Security and Privacy (EuroS&P)*. IEEE, 2017, pp. 251–266.
- [38] Google cloud security. Google Cloud. [Online]. Available: <https://cloud.google.com/security/overview>
- [39] Microsoft azure security. Microsoft. [Online]. Available: <https://azure.microsoft.com/en-us/overview/security/>
- [40] Okta security. Okta. [Online]. Available: <https://www.okta.com/security/>
- [41] D. Poza, "Early look at facebook access token security breach," 2018, accessed: 2024-06-02. [Online]. Available: <https://auth0.com/blog/facebook-access-token-data-breach-early-look/>
- [42] M. Hanley, "Security alert: Attack campaign involving stolen oauth user tokens issued to two third-party integrators," 2022, accessed: 2024-06-02. [Online]. Available: <https://github.blog/2022-04-15-security-alert-stolen-oauth-user-tokens/>
- [43] T. Skverer and T. Yahalom, "Oauth attack against microsoft by midnight blizzard," 2024, accessed: 2024-05-22. [Online]. Available: https://astrix.security/oauth-attack-against-microsoft-by-midnight-blizzard/?utm_source=linkedin&utm_medium=social_media&utm_campaign=linkedin_jan29
- [44] C. Money, "Google docs phishing attack: What you need to know," 2017, accessed: 2024-06-02. [Online]. Available: <https://money.cnn.com/2017/05/03/technology/google-docs-phishing-attack/index.html>
- [45] K. Thomas, J. A. E. Crespo, R. Rasti, J.-M. Picod, C. Phillips, M.-A. Decoste, C. Sharp, F. Tirelo, A. Tofigh, M.-A. Courteau *et al.*, "Investigating commercial {Pay-Per-Install} and the distribution of unwanted software," in *25th USENIX Security Symposium (USENIX Security 16)*, 2016, pp. 721–739.

- [46] P. Kotzias, S. Matic, R. Rivera, and J. Caballero, "Certified pup: abuse in authenticode code signing," in *Proceedings of the 22nd ACM SIGSAC Conference on Computer and Communications Security*, 2015, pp. 465–478.
- [47] B. J. Kwon, V. Srinivas, A. Deshpande, and T. Dumitraş, "Catching worms, trojan horses and pups: Unsupervised detection of silent delivery campaigns," *NDSS*, 2017.
- [48] J. S. Park, R. Sandhu, and G.-J. Ahn, "Role-based access control on the web," *ACM Transactions on Information and System Security (TISSEC)*, vol. 4, no. 1, pp. 37–71, 2001.
- [49] R. Mohanprasath, H. Abhinav Shankar, and M. Kanchana, "Enhancing internet security through adaptive access control mechanisms," in *2023 3rd International Conference on Innovative Mechanisms for Industry Applications (ICIMIA)*, 2023, pp. 478–484.
- [50] R. W. Reeder, L. Bauer, L. F. Cranor, M. K. Reiter, and K. Vaniea, "More than skin deep: measuring effects of the underlying model on access-control system usability," in *Proceedings of the SIGCHI Conference on Human Factors in Computing Systems*, 2011, pp. 2065–2074.
- [51] Dex, "A federated openid connect provider." [Online]. Available: <https://dexidp.io/>
- [52] GitHub, Inc. (2022) Check if a user is a repository collaborator. Accessed: 2024-06-03. [Online]. Available: <https://docs.github.com/en/rest/collaborators/collaborators?apiVersion=2022-11-28#check-if-a-user-is-a-repository-collaborator>
- [53] M. S. Melara, A. Blankstein, J. Bonneau, E. W. Felten, and M. J. Freedman, "{CONIKS}: Bringing Key Transparency to End Users," 2015, pp. 383–398. [Online]. Available: <https://www.usenix.org/conference/usenixsecurity15/technical-sessions/presentation/melara>
- [54] G.-J. Y. Peters, M. De Bruin, and R. Crutzen, "Everything should be as simple as possible, but no simpler: towards a protocol for accumulating evidence regarding the active content of health behaviour change interventions," *Health psychology review*, vol. 9, no. 1, pp. 1–14, 2015.
- [55] K. Merrill, Z. Newman, S. Torres-Arias, and K. Sollins, "Speranza: Usable, privacy-friendly software signing," Sep. 2023, arXiv:2305.06463 [cs]. [Online]. Available: <http://arxiv.org/abs/2305.06463>
- [56] R. Sandhu, E. Coyne, H. Feinstein, and C. Youman, "Role-based access control models," *Computer*, vol. 29, no. 2, pp. 38–47, 1996.
- [57] "Overview of role-based access control (rbac)," Microsoft Azure Documentation, Accessed: 2024-04-29. [Online]. Available: <https://learn.microsoft.com/en-us/azure/role-based-access-control/overview>
- [58] "Implement role-based access control (rbac) for apps," Microsoft Learn, Accessed: 2024-04-29. [Online]. Available: <https://learn.microsoft.com/en-us/entra/identity-platform/howto-implement-rbac-for-apps>
- [59] "Role-based access control (rbac)," Kubernetes Documentation, Accessed: 2024-04-29. [Online]. Available: <https://kubernetes.io/docs/reference/access-authn-authz/rbac/>
- [60] "Role-based access controls," Ansible Documentation, Accessed: 2024-04-29. [Online]. Available: https://docs.ansible.com/automation-controller/latest/html/userguide/security.html?extIdCarryOver=true&sc_cid=701f2000001C5s5AAC#role-based-access-controls
- [61] T. K. Kuppusamy, S. Torres-Arias, V. Diaz, and J. Cappos, "Diplomat: Using delegations to protect community repositories," in *13th USENIX Symposium on Networked Systems Design and Implementation (NSDI 16)*. Santa Clara, CA: USENIX Association, Mar. 2016, pp. 567–581. [Online]. Available: <https://www.usenix.org/conference/nsdi16/technical-sessions/presentation/kuppusamy>
- [62] gittuf, "Gittuf github repository," GitHub, Accessed: 2024-04-29. [Online]. Available: <https://github.com/gittuf/gittuf>
- [63] "Access permissions on github," GitHub Documentation, Accessed: 2024-04-29. [Online]. Available: <https://docs.github.com/en/get-started/learning-about-github/access-permissions-on-github>
- [64] "Permissions," GitLab Documentation, Accessed: 2024-04-29. [Online]. Available: <https://docs.gitlab.com/ee/user/permissions.html>
- [65] M. Moore, T. K. Kuppusamy, and J. Cappos, "Artemis: Defanging software supply chain attacks in multi-repository update systems," in *Proceedings of the 39th Annual Computer Security Applications Conference*, ser. ACSAC '23. New York, NY, USA: Association for Computing Machinery, 2023, p. 83–97. [Online]. Available: <https://doi.org/10.1145/3627106.3627129>
- [66] I. Koishybayev, A. Nahapetyan, R. Zachariah, S. Muralee, B. Reaves, A. Kapravelos, and A. Machiry, "Characterizing the security of github CI workflows," in *31st USENIX Security Symposium (USENIX Security 22)*. Boston, MA: USENIX Association, Aug. 2022, pp. 2747–2763. [Online]. Available: <https://www.usenix.org/conference/usenixsecurity22/presentation/koishybayev>
- [67] A. D. Johnson, I. Alom, and Y. Xiao, "Rethinking Single Sign-On: A Reliable and Privacy-Preserving Alternative with Verifiable Credentials," in *Proceedings of the 10th ACM Workshop on Moving Target Defense*. Copenhagen Denmark: ACM, Nov. 2023, pp. 25–28. [Online]. Available: <https://dl.acm.org/doi/10.1145/3605760.3623767>
- [68] Z. A. Lux, D. Thatmann, S. Zickau, and F. Beierle, "Distributed-ledger-based authentication with decentralized identifiers and verifiable credentials," in *2020 2nd Conference on Blockchain Research & Applications for Innovative Networks and Services (BRAINS)*, 2020, pp. 71–78.
- [69] R. Mukta, J. Martens, H.-y. Paik, Q. Lu, and S. S. Kanhere, "Blockchain-based verifiable credential sharing with selective disclosure," in *2020 IEEE 19th International Conference on Trust, Security and Privacy in Computing and Communications (TrustCom)*, 2020, pp. 959–966.
- [70] S. Lim, M.-H. Rhie, D. Hwang, and K.-H. Kim, "A subject-centric credential management method based on the verifiable credentials," in *2021 International Conference on Information Networking (ICOIN)*, 2021, pp. 508–510.
- [71] OpenID Foundation. (n.d.) Openid 4 verifiable presentations 1.0. [Online]. Available: https://openid.net/specs/openid-4-verifiable-presentations-1_0-ID2.html
- [72] World Wide Web Consortium, "Decentralized identifiers (dids) v1.0," W3C Recommendation, 2022. [Online]. Available: <https://www.w3.org/TR/did-core/>
- [73] bcGove, "Verifiable credential authentication with openid connect (vc-authn oidc)," 2023. [Online]. Available: <https://github.com/bcgov/vc-authn-oidc/>
- [74] walt.id, "Idp kit," 2023. [Online]. Available: <https://github.com/walt-id/waltid-idpkit>
- [75] "Supply chain integrity, transparency, and trust (scitt)," IETF Internet-Draft, 2022. [Online]. Available: <https://datatracker.ietf.org/doc/bof-q-birkholz-supply-chain-integrity-transparency-and-trust-scitt/00/>
- [76] A. Shamir, "How to share a secret," *Communications of the ACM*, vol. 22, no. 11, pp. 612–613, 1979.