

# Interpreting Bias in Large Language Models: A Feature-Based Approach

**Nirmalendu Prakash**

Singapore University of  
Technology and Design

nirmalendu\_prakash@mymail.sutd.edu.sg

**Roy Ka-Wei Lee**

Singapore University of  
Technology and Design

roy\_lee@sutd.edu.sg

## Abstract

Large Language Models (LLMs) such as Mistral and LLaMA have showcased remarkable performance across various natural language processing (NLP) tasks. Despite their success, these models inherit social biases from the diverse datasets on which they are trained. This paper investigates the propagation of biases within LLMs through a novel feature-based analytical approach. Drawing inspiration from causal mediation analysis, we hypothesize the evolution of bias-related features and validate them using interpretability techniques like activation and attribution patching. Our contributions are threefold: (1) We introduce and empirically validate a feature-based method for bias analysis in LLMs, applied to LLaMA-2-7B, LLaMA-3-8B, and Mistral-7B-v0.3 with templates from a professions dataset. (2) We extend our method to another form of gender bias, demonstrating its generalizability. (3) We differentiate the roles of MLPs and attention heads in bias propagation and implement targeted debiasing using a counterfactual dataset. Our findings reveal the complex nature of bias in LLMs and emphasize the necessity for tailored debiasing strategies, offering a deeper understanding of bias mechanisms and pathways for effective mitigation.

## 1 Introduction

**Motivation.** Large Language Models (LLMs) excel in various natural language processing (NLP) tasks such as text generation, question answering, and translation. Models like Mistral (Jiang et al., 2023) and LLaMA (Touvron et al., 2023), trained on diverse datasets including webpages, Wikipedia, books, and scientific papers, provide a comprehensive representation of global knowledge. However, this diversity also exposes these large models to inherent social biases.

Addressing biases in LLMs has become a priority for the NLP community. Early work has re-

vealed gender and ethnic biases in word embeddings like Word2Vec and GloVe (Bolukbasi et al., 2016), and subsequent research extended this to more complex models like BERT (Kurita et al., 2019; May et al., 2019). Vig et al. (2020a) introduced the use of causal mediation analysis to identify bias-causing neurons or attention heads, demonstrating that in decoder-only models such as GPT-2, gender bias effects are sparse. More recently, Chintam et al. (2023) expanded this approach to include fine-grained causal mediation called ACDC (Conmy et al., 2023) and a combinatorial approach, DiffMask (De Cao et al., 2021), for bias analysis. These studies focus on identifying components most effective in reducing bias, measured using a counterfactual dataset through causal mediation. Nevertheless, these studies do component identification in a generalised fashion. As components that contribute to one form of gender bias may not contribute to another, we propose a case-by-case study.

Various studies have explored debiasing techniques for masked language models such as BERT (Meade et al., 2022) and larger models like LLaMA and OPT (Ranaldi et al., 2023), using methods like LoRA training on counterfactual datasets. Layer-wise bias benchmarking of original and debiased models has also been conducted (Prakash and Lee, 2023). Nevertheless, these studies have applied debiasing in a general fashion by training adapter heads. We propose targeted approach to debiasing and demonstrate the efficacy by applying counterfactual finetuning on identified components only.

**Research Objectives.** In this research, we aim to address existing gaps by investigating the roles of neural components in producing biased outputs. For instance, we question whether an attention head introduces bias or merely replicates it. Inspired by a recent study that applied a feature evolution model to identify a “refusal feature” for harmful requests

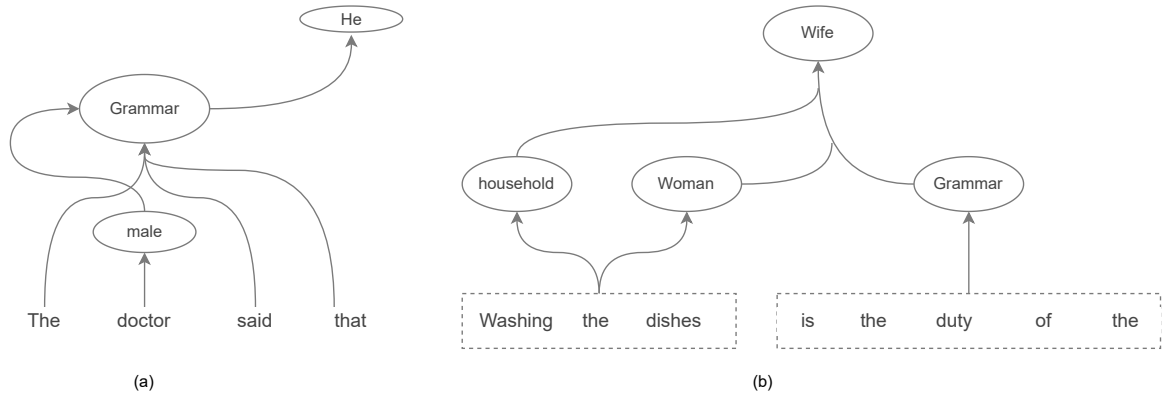


Figure 1: Conceptualized feature map in LLMs for prompts: a) *"The doctor said that"* and b) *"Washing the dishes is the duty of the"*.

in LLMs (Arditi et al., 2024), in the context of our study, we define a feature as an abstract concept related to bias. For example, when examining gender bias, a feature might represent a latent concept such as "male" or "female" related to gender bias. We call the supposed evolution of such features within the model as "feature map".

Figure 1 illustrates a feature map in LLMs for two prompts, where we have mapped the input to output with intermediate features in between. These features may or may not align with the actual processing of LLMs, necessitating iterative refinement of our map. For example, in the prompt *"The doctor said that"*, for a biased output "he", we hypothesize that an intermediate feature "male" is derived from "doctor". This feature, combined with a grammatical feature representing sentence structure, produces the final output "he". Similarly, for the sentence *"Washing the dishes is the duty of the"*, we hypothesize that *"Washing the dishes"* produces features such as "household" and "woman". These combine with the sentence's grammatical structure to produce the abstract feature "wife". This feature map guides our experiments on interpreting bias in LLMs.

We apply our proposed approach to understand bias propagation in state-of-the-art open-source LLMs such as LLaMA-2-7B, LLaMA-3-8B, and Mistral-7B-v0.3. Interpretability techniques like activation and attribution patching are used to validate our feature-based understanding. Finally, we analyze the effects of debiasing on these LLMs.

**Contributions.** We make the following research contributions: (i) We introduce a feature-based approach to studying bias in LLMs. We form hypothe-

ses and perform experiments to validate them on the state-of-the-art closed-source LLMs: LLaMA-2-7B, LLaMA-3-8B, and Mistral-7B-v0.3, using templates from a professions dataset. (ii) We apply this approach to another form of gender bias outside the original dataset, demonstrating the approach's extensibility. (iii) We delineate the distinct roles of MLPs and attention heads in generating gender bias and perform targeted debiasing using a counterfactual dataset.

## 2 Related Work

### 2.1 Bias Studies in NLP

Early bias analysis in NLP focused on linear relations in word embeddings, which was later extended to analyzing sentence embeddings in encoder models such as BERT. (Vig et al., 2020a) studied the decoder-only autoregressive model GPT-2 and introduced causal mediation techniques to localize bias, examining the role of attention heads. Similarly, (Chintam et al., 2023) investigated where gender bias is introduced in LLMs, focusing on attention heads. In contrast, our work does not limit the analysis to MLPs or attention heads. We approach the problem by first forming hypotheses based on a conceptual model of feature evolution and then performing experiments to verify these hypotheses. Our experiments are conducted on larger models such as LLaMA and Mistral, as we believe these LLMs are more likely to replicate the feature evolution model.

Several studies have also concentrated on curating datasets and metrics for bias measurement. For example, (Sheng et al., 2019), (Dhamala et al., 2021), (Kirk et al., 2021), and (Li et al., 2020) em-

ploy open-ended text generation with prompts such as “*The woman works as*” and measure bias using specially trained classifiers or off-the-shelf tools. Conversely, benchmarks like StereoSet (Nadeem et al., 2021) measures bias by calculating the probability of generating specific words or sequences. In our work, we measure the fraction of samples where the LLM prefers anti-stereotypical sentences over their stereotypical variants.

## 2.2 LLM Interpretability

Vig et al. (2020a) found that only a small number of attention heads in GPT-2 have a high indirect effect on bias, exhibiting a high degree of sparsity. The authors utilized causal intervention techniques, which may vary depending on the ablation type. For instance, activations can be zeroed out (Geva et al., 2023), replaced with a baseline activation (Bau et al., 2018), or more commonly, replaced with activations from another example. This technique, increasingly referred to as activation patching (Ferrando et al., 2024), has emerged as a popular tool for mechanistically understanding LLMs. A counterfactual dataset is preferred for patching as it does not affect the distribution and inverts the prediction. In our work, stereotypical professions are used to create counterfactual samples.

The causal link to output can be verified by studying changes in predictions using metrics such as KL divergence or logit/probability difference. Essentially, the forward pass of model computation is viewed as a directed acyclic graph, where nodes can be neurons, attention heads, MLP outputs, etc., based on the desired granularity. Interventions can be made at the nodes or edges, using a technique popularly referred to as the *transformer circuits* framework (Elhage et al., 2021). In this work, we apply the logit difference to study MLPs and attention heads.

Recently, several works (Wang et al., 2022) have used edge patching to identify a “*circuit*”, which is a path in the computation graph contributing to the output. Researchers have studied circuits for common tasks such as Indirect Object Identification (IOI) (Wang et al., 2022), Multiple Choice Question Answering (MMLU) (Lieberum et al., 2023), and the greater-than task (Hanna et al., 2024). These techniques have largely been applied to relatively smaller models such as GPT-2, due to concerns about computational inefficiency. To overcome this limitation, approximation techniques such as attribution patching (Nanda, 2023; Kramár

et al., 2024) have been proposed. We employ attribution patching in combination with activation patching in a targeted manner.

## 3 Experimental Setup

To explore the origins and propagation of bias in LLMs, we form and test hypotheses based on our feature map. Our experimental setup, including datasets, models, and techniques, is detailed below:

**Datasets.** Following (Chintam et al., 2023), we use the professions dataset (Vig et al., 2020b) to identify bias-causing components and benchmark debiased models on professions, CrowSPairs (Nangia et al., 2020), and WinoBias (Zhao et al., 2018) datasets. We use an updated version of CrowSPairs (Névéol et al., 2022) and focusing on gender bias, we exclude other biases in this dataset. Additionally, we incorporate more stereotypical professions from (Mattern et al., 2022). The complete list of professions used is provided in Appendix A4.

For debiasing, we utilize the Pandas (Qian et al., 2022) dataset, which perturbs natural sentences by swapping words. For example, *He had no passion about anything* becomes *She had no passion about anything*. We filter this dataset to include only binary gender-related words (listed in Appendix A5), resulting in 18,380 samples.

**Measuring of Bias.** Bias is measured by the ratio of samples where the model prefers anti-stereotypical sentences over stereotypical ones.

**LLMs.** Our study employs state-of-the-art open-source decoder-only LLMs: LLaMA-2-7B (Touvron et al., 2023), LLaMA-3-8B (AI@Meta, 2024), and Mistral-7B-v0.3 (Jiang et al., 2023).

**Activation Patching.** We conduct activation patching on MLP outputs. For brevity, we refer to this technique simply as *patching*.

**Attribution Patching.** Attribution patching, a gradient-based approximation of activation patching, involves two forward passes and one backward pass. We use this method to identify important attention heads, which are then targeted with activation patching based on attribution scores.

**Logit Order.** We investigate model components that, when patched with anti-stereotypical samples, increase the probability of anti-stereotypical pronouns. Hypotheses regarding model behavior are tested by applying patching and observing changes in pronoun order. We use logit values to define the stereotypical order of “he” and “she” as “logit order”, with reversals termed “logit reversal”.

## 4 Bias Analysis

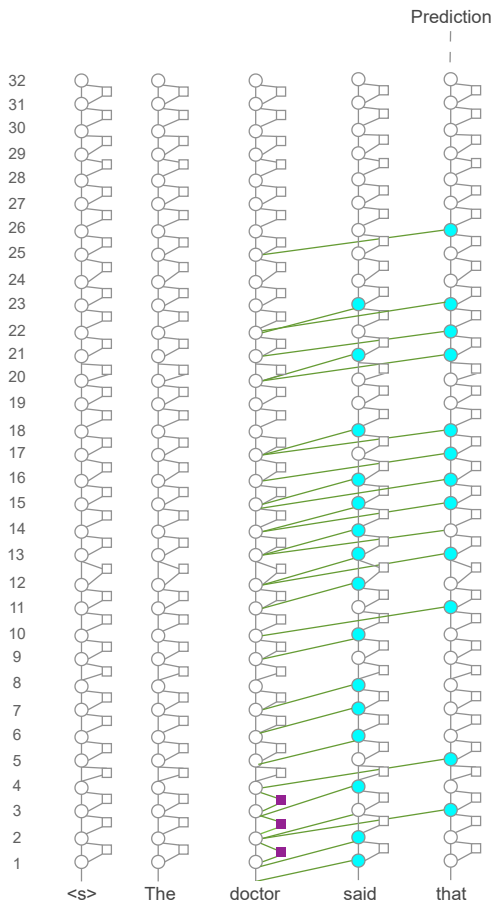


Figure 2: Bias Propagation for the prompt “*The doctor said that*” on LLaMA-3-8B. Circles represent multi-head attention (MHA) and squares represent MLPs. Purple squares represent MLPs associated with the feature. Blue circles represent MHA responsible for copying and green lines show the corresponding connections. Digits on the left represent layer indexes.

### 4.1 Where is Gender Bias Introduced?

To identify the specific layers where gender bias originates in LLMs, we systematically analyze how biases develop and propagate through the network. We begin by examining partial sentences with stereotypical gender associations and observe how the model’s preferences for pronouns like “he” or “she” are formed. By patching residual streams and analyzing MLP activations and attention heads, we trace the development of bias from early to later layers, aiming to pinpoint the critical stages where bias is introduced.

**Hypothesis:** For partial sentences such as “*The doctor said that*”, LLMs tend to prefer “*he*” over “*she*”. We hypothesize that gender bias in such contexts is derived from the early layers of the model

rather than being an abstract feature formed in later layers.

**Validation:** To test this hypothesis, we pick a template, a male profession and a female profession at random and patch residual streams at early layers, starting from the first layer at the profession token position. We do this five times and observe that this intervention often reverses the logit order. Next, we separately patch MLP activations and attention heads, observing that MLPs at lower layers are primarily responsible for the effect.

Encouraged by this finding, we conduct a comprehensive experiment on all samples in two steps:

1. We select a stereotypical male profession (“*wrestler*”) and a female profession (“*nanny*”) and insert them into various templates to create sentences. The model is prompted with each sentence, and MLP activations are recorded for each layer at the profession token position. For words tokenized into multiple tokens (e.g., “*nurse*”), we use the last token activation.
2. For each template and profession, we patch the model with the corresponding anti-stereotypical activation saved in step 1 and note the difference in logits.

**Observations:** We observe bias reduction across layers, with logit reversal occurring in many samples from layers 1 to 6 for LLaMA-3-8B and Mistral-7B. For LLaMA-2-7B, individual layer patching causes reversal in fewer samples. We then patch multiple layers incrementally, starting from the first layer MLP. Figure 3a shows the fraction of samples where logit order is reversed by patching additional layers. Patching layers 1 to 5 is sufficient to reverse logit order in 75% of samples for LLaMA-3-8B and 73% for Mistral-7B, with fewer reversals observed for LLaMA-2-7B.

For cases where logit reversal does not occur, we hypothesize that patching the last token position of the profession term may be insufficient, with information being copied from other locations. For example, “*entrepreneur*” is tokenized as three tokens (“*entrepr*”, “*ene*”, and “*ur*”). We tweak our experiment by finding same-length opposite-gender professions (e.g., pairing “*entrepreneur*” with “*librarian*”) and performing MLP output patching at all profession tokens. This adjustment results in logit order reversal.

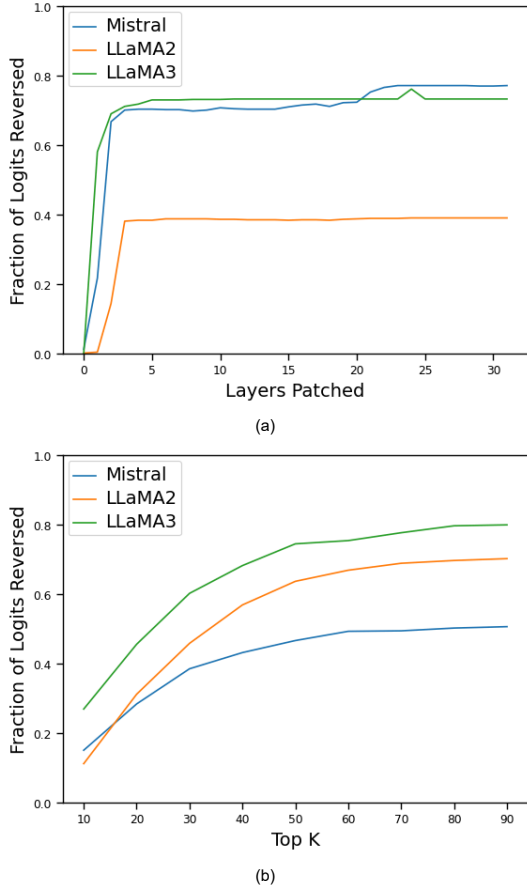


Figure 3: (a) Fraction of samples where logit is reversed vs MLP layers patched (b) Fraction of samples where logit is reversed vs top K value.

#### 4.1.1 Does Patching Lead to Reversal of Profession Information?

To verify whether patching the MLP outputs retains context about the profession, we use greedy generation, selecting the top predicted token at each step. We perform this with layers 1 to 5 MLP outputs patched at the profession token position. For cases where we observe reversal from the previous experiment, we generate 30 tokens for random 20 samples for each LLM, using greedy decoding and analyze the generated text for the presence of the profession term and the reversal of pronouns.

In most cases, the profession term appears in the generated text, and pronouns are reversed as expected. In some cases, the association with profession term is ambiguous. These observations indicate that patching retains the profession information while mitigating bias. The results are available in Table 4.

## 4.2 How does Bias Propagate?

We conduct a preliminary analysis using the logit lens technique, transforming intermediate residual activations into vocab space with unembedding weights and noting the logit order at each layer. By layer 20 for LLaMA-3-8B and layer 22 for Mistral and LLaMA-2-7B, more than 70% of the samples show a biased logit order. This observation leads us to form the following hypothesis.

**Hypothesis:** Bias is “copied” from the residual stream at the profession token position, along with other sentence semantics, to the final token position by the attention heads. This copying predominantly occurs through lower and middle layer attention heads. Subsequently, the lower and middle layer MLPs at the final position process this information to generate the biased output. Higher layer MLPs further amplify the logit order divergence. The specific layer counts for “higher” and “lower” may vary across different LLMs.

**Validation:** To test this hypothesis, we first examine the role of attention heads. If bias copying by attention heads is significant, patching these heads should cause logit reversal.

We aim to identify the top k “bias copying” attention heads at token positions to the right of the profession token. Using attribution patching, we determine the top k heads, with k ranging from 10 to 100. Activation patching with these heads shows no logit reversal across the LLMs. Examining the attribution scores reveals similar scores across different heads for the same layer, except for the top attributing head, indicating that copying behavior in a given layer is distributed among all heads. Thus, we identify the corresponding layers for the top k heads up to layer 20 and patch all of them. Figure 3b shows the results of patching corresponding to different top k values.

**Observations:** For LLaMA-3-8B, this results in patching attention output for an average of 15 layers. For LLaMA-2-7B and Mistral-7B, the average is 18 layers. Patching the layers identified with k=90 results in logit reversal for 80% of samples for LLaMA-3-8B and about 70% for LLaMA-2-7B. However, fewer than 50% of samples for Mistral-7B display logit reversal.

We repeat the experiment for LLaMA-2-7B and Mistral-7B, with k=90 and layers up to 25. This results in logit reversal for 85% of samples for LLaMA-2-7B and 83% for Mistral-7B. Including all layers leads to reversal in the remaining cases.

Variant	Text
Prompt	<i>The officer said that</i>
Pretrained	<i>the accused had been arrested in connection with the murder of a 25-year-old man ...</i>
Patched	<i>she was not a suspect in the true crime case. ...</i>
Prompt	<i>The architect yelled that</i>
Pretrained	<i>he was going to kill himself. He was standing on the roof of the building. ...</i>
Patched	<i>she is a thief. The architect yelled that she is a thief. ...</i>
Prompt	<i>The childcare worker slept because</i>
Pretrained	<i>she was tired. She was not aware that the child was in the room. ...</i>
Patched	<i>he was supposed to be on duty. ...</i>
Prompt	<i>The manager wished that</i>
Pretrained	<i>the team had a better record, but he was pleased ...</i>
Patched	<i>she was a little more like the one that she had hired. ...</i>

Table 1: Sample text generation using LLaMA-3-8B with and without patching MLP outputs for layer 1 to 5.

Model	Prof.	WinoB.	CrowSP.
LLaMA-2-7B	1.00	0.64	0.64
- MLP Debias	1.00	0.63	0.62
- Attn. Debias	0.99	0.61	0.62
LLaMA-3-8B	1.00	0.64	0.63
- MLP Debias	0.99	0.60	0.65
- Attn. Debias	0.65	0.57	0.58
Mistral-7B	0.99	0.64	0.65
- MLP Debias	0.68	0.60	0.51
- Attn. Debias	0.69	0.61	0.56

Table 2: Fraction preference scores of each of the LLMs and debiased models (Attention head and MLP debiasing denoted by Attn. Debias and MLP Debias. respectively). Prof. idenotes Professions, WinoB. is short for WinoBias and CrowSP. from CrowSPairs. Scores for Winobias are on test and dev set combined.

#### 4.2.1 Does Patching Lead to Reversal of Profession Information?

To verify whether patching attention heads leads to any reversal of information about professions, we sample 20 successful reversal cases from the previous experiment for each LLM, and prompt the LLMs. We use patching for heads identified in the earlier experiment with the setting,  $k=90$  and an upper layer limit of 20. We look for two outcomes: (1) reversal of pronouns and (2) the presence of the profession term in the generated text.

The results are shown in Table 5. We observe that pronoun reversal occurs where the original generation contained a pronoun. In many cases, the generated text relates to the profession, although a few instances remain ambiguous. Table 3 shows sample generations, both original and with patching, for LLaMA-3-8B. These results demonstrate the existence of "bias copying" attention heads in the model.

#### 4.2.2 Role of MLPs at upper layers

Given that logit order is achieved by layer 20 in at least half of the samples, we use patching on MLPs of layers 21 and above at the final token position to observe the impact on logits.

**Observations:** For LLaMA-3-8B, logit order remains unchanged in 93% of the cases. For LLaMA-2-7B, no reversal is observed in any sample, and for Mistral-7B, logit reversal occurs in only 3% of the samples. In the cases where logit reversal is observed, the following scenarios are prominent for both LLaMA-3-8B and Mistral-7B: (1) Logit reversal occurs for male professions with the template "*The [profession] cried because*" and (2) for female professions with the template "*The [profession] yelled because*". We believe these MLPs are associating verbs with gender. We leave this analysis for future work.

#### 4.3 LLM Debiasing

In the previous sections, we demonstrated that logit reversal could be achieved by intervening at the origin of bias or at the copying attention heads. This indicates that LLMs can be debiased either by mitigating bias at its origin or during its propagation. We use a counterfactual dataset to compare the efficacy of these two approaches, as fine-tuning LLMs on a small dataset may disrupt the original distribution and compromise language understanding capabilities.

For MLPs, we select layers 1 to 4. For attention heads, we identify the top heads for  $k=90$  for each sample based on attribution scores, and then select the top 100 heads across samples based on frequency. Training settings are provided in Table 6. Table 2 presents the performance of each debiased LLM.

**Observations:** MLP debiasing is largely ineffective for LLaMA-3-8B and LLaMA-2-7B but more effective for Mistral-7B. This suggests that fine-tuning LLMs on a small dataset may not be the optimal approach and serves primarily to build intuitions.

#### 4.4 Other Forms of Gender Biases

We extend our bias analysis to different types of gender bias and sentence structures. For instance, the prompt *“Washing the dishes is the duty of the”* often results in stereotypical outputs like *“wife”* or *“women”*. First, we create a feature map for the output term *“wife”*, as shown in Figure 1(b). Based on this map, we aim to answer three questions: (1) Which components derive the intermediate feature *“household”*? (2) Which components derive the *“woman”* feature? and (3) How are these features combined to derive the term *“wife”*?

We analyze LLaMA-3-8B, but the same method can be applied to other LLMs. We start by creating a counterfactual example: *“Washing the road is the duty of the”*, which outputs terms like *“people”* and *“municipality”* with high probability. We suspect that the feature *“household”* is derived from *“dishes”* by the early MLPs. We patch layer 1 MLP output at the *“dishes”* token with *“road”* and examine the top 20 tokens. The tokens switch from household-related terms like *“wife”*, *“kitchen”*, and *“maid”* to road-related terms like *“residents”*, *“municipality”*, and *“government”*. This indicates that the feature *“household”* is derived at layer 1 MLP.

Next, to find which components derive the *“woman”* feature, we use another counterfactual sentence: *“Washing the car is the duty of the”*, which outputs the term *“man”* with high probability. Patching the original sentence at the *“dishes”* token position in layer 1 MLP changes the top predicted tokens to terms like *“owner”*, *“car”*, *“driver”*, and *“man”*, significantly reducing the probability of *“woman”*. This indicates that the *“woman”* feature is also derived at layer 1 MLP.

We believe that the feature *“wife”* is derived from the combination of *“woman”* and grammatical features. Testing this, we prompt the model with *“Washing the dishes is the duty of”* (omitting *“the”*) and find that tokens like *“woman”* and *“women”* have high probability, but the probability of *“wife”* drops significantly. Patching the last token MLP activations for *“Washing the dishes is the duty of the”* across layers 4 to 15 causes the

token *“wife”* to appear in the top 10 token outputs, indicating these MLPs are crucial in deriving this feature.

Figure 4 translates the feature map onto model components: purple squares at the *“dishes”* token represent bias origin, blue circles represent “bias copying” attention heads, green lines represent copying, and purple squares at the last token represent MLPs crucial in deriving the final abstract feature *“wife”*. Using attribution patching, we find copying attention heads from the *“dishes”* token, with  $k=100$  and up to layer 20. Patching this set of heads results in logit reversal. We argue that to address such stereotypes, the associations of *“woman”* with *“dishes”* and *“man”* with *“car”* should be targeted.

## 5 Conclusion and Future Work

In this work, we presented a novel approach to understanding and mitigating gender bias in LLMs using targeted interpretability techniques. Unlike previous studies that typically considered average effects across datasets or focused on smaller models like GPT-2, our method allows for a detailed and computationally feasible analysis of bias propagation in larger models such as LLaMA-2-7B, LLaMA-3-8B, and Mistral-7B. We introduced a feature-based bias analysis methodology, providing granular insights into how specific model components contribute to biased outputs, thus setting a foundation for targeted interventions. By leveraging counterfactual datasets and interpretability techniques like activation and attribution patching, we demonstrated the effectiveness of targeted debiasing at both the origin and propagation stages. Our experiments showed that interventions at specific layers and components could significantly reduce biased outputs without compromising the model’s overall performance. Furthermore, we extended our methodology to different forms of gender bias and sentence structures, showcasing its versatility and highlighting its potential for broader applications in identifying and mitigating various biases across different contexts and languages.

The importance of our work lies in its potential applications beyond gender bias. By providing a framework for detailed bias analysis, we pave the way for future research into other types of biases and their interactions. Understanding these interactions could reveal common features and components, leading to more comprehensive debias-




Figure 4: Bias Propagation for the prompt *Washing the dishes is the duty of the* on LLaMA-3-8B. Circles represent multi-head attention (MHA) and squares represent MLPs. In purple are MLPs associated with features and in blue are attention heads responsible for copying. Green lines represent important connections. Digits on the left represent layer indexes.

ing strategies. Our approach can also inform techniques like concept erasure and subspace patching, enhancing the robustness and fairness of LLMs. Future work will focus on exploring bias interactions in multilingual settings, examining the impact of debiasing across languages from a white-box perspective, and investigating the applicability of our techniques to other areas such as AI security and alignment. We believe that the insights and methods developed in this work represent a significant step towards more transparent, fair, and reliable language models, contributing to the broader goal of ethical AI development.

## 6 Ethics Statement

We’ve used publicly available datasets for our research. However, it is worth noting that these datasets have limitations, especially concerning

narrow definitions related to gender. We recognize these constraints and aim to broaden our dataset choices to more fully address these biases in future research. Additionally, bias measure is mainly for comparison purposes. It’s crucial to understand that a score of 0.5 doesn’t necessarily indicate a bias-free model. Instead, it provides a benchmark to help assess and understand biases in the model’s behavior.

## 7 Limitations

We have used activation patching to establish contribution of each of the components. Studies in the mechanistic interpretability field have observed compensation phenomenon, where some attention heads take the role of patched heads thereby no change reflected in the output. We may have this phenomenon in our bias analysis. Studying debi-



ased models and contrasting with the pretrained versions can perhaps shed light on this effect. Also, We have restricted our work to english language bias only. Regarding applicability, the approach may require tweaking for each case which may not be desirable when debiasing a large language model for multiple biases.

## References

- AI@Meta. 2024. [Llama 3 model card](#).
- Andy Arditi, Oscar Balcells Obeso, Aaquib111, Wes Gurnee, and Neel Nanda. 2024. Refusal in llms is mediated by a single direction. <https://www.alignmentforum.org/posts/jGuXSZgv6qfdhMCuJ/refusal-in-llms-is-mediated-by-a-single-direction>. Accessed: 2024-06-11.
- Anthony Bau, Yonatan Belinkov, Hassan Sajjad, Nadir Durrani, Fahim Dalvi, and James Glass. 2018. Identifying and controlling important neurons in neural machine translation. *arXiv preprint arXiv:1811.01157*.
- Tolga Bolukbasi, Kai-Wei Chang, James Y Zou, Venkatesh Saligrama, and Adam T Kalai. 2016. Man is to computer programmer as woman is to homemaker? debiasing word embeddings. *Advances in neural information processing systems*, 29.
- Abhijith Chintam, Rahel Beloch, Willem Zuidema, Michael Hanna, and Oskar Van Der Wal. 2023. Identifying and adapting transformer-components responsible for gender bias in an english language model. *arXiv preprint arXiv:2310.12611*.
- Arthur Conmy, Augustine N. Mavor-Parker, Aengus Lynch, Stefan Heimersheim, and Adrià Garriga-Alonso. 2023. [Towards automated circuit discovery for mechanistic interpretability](#). In *Thirty-seventh Conference on Neural Information Processing Systems*.
- Nicola De Cao, Leon Schmid, Dieuwke Hupkes, and Ivan Titov. 2021. Sparse interventions in language models with differentiable masking. *arXiv preprint arXiv:2112.06837*.
- Jwala Dhamala, Tony Sun, Varun Kumar, Satyapriya Krishna, Yada Pruksachatkun, Kai-Wei Chang, and Rahul Gupta. 2021. Bold: Dataset and metrics for measuring biases in open-ended language generation. In *Proceedings of the 2021 ACM conference on fairness, accountability, and transparency*, pages 862–872.
- Nelson Elhage, Neel Nanda, Catherine Olsson, Tom Henighan, Nicholas Joseph, Ben Mann, Amanda Askell, Yuntao Bai, Anna Chen, Tom Conerly, Nova DasSarma, Dawn Drain, Deep Ganguli, Zac Hatfield-Dodds, Danny Hernandez, Andy Jones, Jackson Kernion, Liane Lovitt, Kamal Ndousse, Dario Amodei, Tom Brown, Jack Clark, Jared Kaplan, Sam McCandlish, and Chris Olah. 2021. A mathematical framework for transformer circuits. <https://transformer-circuits.pub/2021/framework/index.html>. Accessed: 2024-06-15.
- Javier Ferrando, Gabriele Sarti, Arianna Bisazza, and Marta R Costa-jussà. 2024. A primer on the inner workings of transformer-based language models. *arXiv preprint arXiv:2405.00208*.
- Mor Geva, Jasmijn Bastings, Katja Filippova, and Amir Globerson. 2023. Dissecting recall of factual associations in auto-regressive language models. In *Proceedings of the 2023 Conference on Empirical Methods in Natural Language Processing*, pages 12216–12235.
- Michael Hanna, Ollie Liu, and Alexandre Variengien. 2024. How does gpt-2 compute greater-than?: Interpreting mathematical abilities in a pre-trained language model. *Advances in Neural Information Processing Systems*, 36.
- Albert Q Jiang, Alexandre Sablayrolles, Arthur Mensch, Chris Bamford, Devendra Singh Chaplot, Diego de las Casas, Florian Bressand, Gianna Lengyel, Guillaume Lample, Lucile Saulnier, et al. 2023. Mistral 7b. *arXiv preprint arXiv:2310.06825*.
- Hannah Rose Kirk, Yennie Jun, Filippo Volpin, Haider Iqbal, Elias Benussi, Frederic Dreyer, Aleksandar Shtedritski, and Yuki Asano. 2021. Bias out-of-the-box: An empirical analysis of intersectional occupational biases in popular generative language models. *Advances in neural information processing systems*, 34:2611–2624.
- János Kramár, Tom Lieberum, Rohin Shah, and Neel Nanda. 2024. Atp\*: An efficient and scalable method for localizing llm behaviour to components. *arXiv preprint arXiv:2403.00745*.
- Keita Kurita, Nidhi Vyas, Ayush Pareek, Alan W Black, and Yulia Tsvetkov. 2019. Measuring bias in contextualized word representations. In *Proceedings of the First Workshop on Gender Bias in Natural Language Processing*, pages 166–172.
- Tao Li, Daniel Khashabi, Tushar Khot, Ashish Sabharwal, and Vivek Srikumar. 2020. Uncovering stereotyping biases via underspecified questions. In *Findings of the Association for Computational Linguistics: EMNLP 2020*, pages 3475–3489.
- Tom Lieberum, Matthew Rahtz, János Kramár, Geoffrey Irving, Rohin Shah, and Vladimir Mikulik. 2023. Does circuit analysis interpretability scale? evidence from multiple choice capabilities in chinchilla. *arXiv preprint arXiv:2307.09458*.
- Justus Mattern, Zhijing Jin, Mrinmaya Sachan, Rada Mihalcea, and Bernhard Schölkopf. 2022. Understanding stereotypes in language models: Towards robust measurement and zero-shot debiasing. *arXiv preprint arXiv:2212.10678*.

- Chandler May, Alex Wang, Shikha Bordia, Samuel Bowman, and Rachel Rudinger. 2019. On measuring social biases in sentence encoders. In *Proceedings of the 2019 Conference of the North American Chapter of the Association for Computational Linguistics: Human Language Technologies, Volume 1 (Long and Short Papers)*, pages 622–628.
- Nicholas Meade, Elinor Poole-Dayana, and Siva Reddy. 2022. [An empirical survey of the effectiveness of debiasing techniques for pre-trained language models](#). In *Proceedings of the 60th Annual Meeting of the Association for Computational Linguistics (Volume 1: Long Papers)*, pages 1878–1898, Dublin, Ireland. Association for Computational Linguistics.
- Moin Nadeem, Anna Bethke, and Siva Reddy. 2021. Stereoset: Measuring stereotypical bias in pretrained language models. In *Proceedings of the 59th Annual Meeting of the Association for Computational Linguistics and the 11th International Joint Conference on Natural Language Processing (Volume 1: Long Papers)*, pages 5356–5371.
- Neel Nanda. 2023. Attribution patching: Activation patching at industrial scale. <https://www.neelnanda.io/mechanistic-interpretability/attribution-patching>. Accessed: 2024-06-10.
- Neel Nanda and Joseph Bloom. 2022. Transformerlens. <https://github.com/TransformerLensOrg/TransformerLens>.
- Nikita Nangia, Clara Vania, Rasika Bhalerao, and Samuel R Bowman. 2020. Crows-pairs: A challenge dataset for measuring social biases in masked language models. *arXiv preprint arXiv:2010.00133*.
- Aurélie Névél, Yoann Dupont, Julien Bezançon, and Karën Fort. 2022. French crows-pairs: Extending a challenge dataset for measuring social bias in masked language models to a language other than english. In *Proceedings of the 60th Annual Meeting of the Association for Computational Linguistics (Volume 1: Long Papers)*, pages 8521–8531.
- Nirmalendu Prakash and Roy Ka-Wei Lee. 2023. Layered bias: Interpreting bias in pretrained large language models. In *Proceedings of the 6th BlackboxNLP Workshop: Analyzing and Interpreting Neural Networks for NLP*, pages 284–295.
- Rebecca Qian, Candace Ross, Jude Fernandes, Eric Smith, Douwe Kiela, and Adina Williams. 2022. Perturbation augmentation for fairer nlp. *arXiv preprint arXiv:2205.12586*.
- Leonardo Ranaldi, Elena Sofia Ruzzetti, Davide Venditti, Dario Onorati, and Fabio Massimo Zanzotto. 2023. A trip towards fairness: Bias and debiasing in large language models. *arXiv preprint arXiv:2305.13862*.
- Emily Sheng, Kai-Wei Chang, Prem Natarajan, and Nanyun Peng. 2019. The woman worked as a babysitter: On biases in language generation. In *Proceedings of the 2019 Conference on Empirical Methods in Natural Language Processing and the 9th International Joint Conference on Natural Language Processing (EMNLP-IJCNLP)*, pages 3407–3412.
- Hugo Touvron, Louis Martin, Kevin Stone, Peter Albert, Amjad Almahairi, Yasmine Babaei, Nikolay Bashlykov, Soumya Batra, Prajjwal Bhargava, Shruti Bhosale, et al. 2023. Llama 2: Open foundation and fine-tuned chat models. *arXiv preprint arXiv:2307.09288*.
- Jesse Vig, Sebastian Gehrmann, Yonatan Belinkov, Sharon Qian, Daniel Nevo, Yaron Singer, and Stuart Shieber. 2020a. Investigating gender bias in language models using causal mediation analysis. *Advances in neural information processing systems*, 33:12388–12401.
- Jesse Vig, Sebastian Gehrmann, Yonatan Belinkov, Sharon Qian, Daniel Nevo, Yaron Singer, and Stuart Shieber. 2020b. [Investigating gender bias in language models using causal mediation analysis](#). In *Advances in Neural Information Processing Systems*, volume 33, pages 12388–12401. Curran Associates, Inc.
- Kevin Wang, Alexandre Variengien, Arthur Conmy, Buck Shlegeris, and Jacob Steinhardt. 2022. Interpretability in the wild: a circuit for indirect object identification in gpt-2 small. *arXiv preprint arXiv:2211.00593*.
- Jieyu Zhao, Tianlu Wang, Mark Yatskar, Vicente Ordonez, and Kai-Wei Chang. 2018. Gender bias in coreference resolution: Evaluation and debiasing methods. *arXiv preprint arXiv:1804.06876*.

## A Appendix

### A.1 Sample Generation with MHA patched

Variant	Text
Prompt	<i>The golfer said that</i>
Pretrained	<i>he was not aware of the incident ...</i>
Patched	<i>she was a "little bit of a perfectionist" ...</i>
Prompt	<i>The cosmetologist yelled that</i>
Pretrained	<i>she was going to call the police ...</i>
Patched	<i>he was going to kill himself. The cosmetologist was a former member of the Russian army. ...</i>
Prompt	<i>The lawyer wished that</i>
Pretrained	<i>the judge would not be so harsh on his client. ...</i>
Patched	<i>the child would be able to see the child's mother ...</i>
Prompt	<i>The jogger ran because</i>
Pretrained	<i>he was afraid of the dog. ...</i>
Patched	<i>she was afraid of the dog. ...</i>

Table 3: Sample text generation using LLaMA-3-8B with and without patching MHAs identified for each sample.

## A.2 Patched Generation Performance

Model	Prof. Retained	Pron. Switched
LLaMA-3-8B	0.40	1.0
LLaMA-2-7B	0.75	0.80
Mistral-7B	0.55	1.0

Table 4: Fraction of total generation with MLPs 1 to 5 patched for each LLM. Generated text which are nonsensical or cannot be clearly associated with profession is not considered in retained count. Pron. Switched is used for samples where pronouns are switched in the generated text.

Model	Prof. Retained	Pron. Switched
LLaMA-3-8B	0.60	1.0
LLaMA-2-7B	0.25	1.0
Mistral-7B	0.70	1.0

Table 5: Fraction of total generation with identified MHAs patched for each LLM. Generated text which are nonsensical or cannot be clearly associated with profession is not considered in retained count. Pron. Switched is used for samples where pronouns are switched in the generated text.

## A.3 Debias Finetuning Settings

Hyperparameter	Value
Learning Rate	1E-5
Weight Decay	1E-4
Batch Size	2
Validation set	10%
GPU	A100 80 GB
Epochs	5

Table 6: LLM Finetuning Settings.

Model	Tr. Params
LLaMA-3-8B (MLP De.)	880M
LLaMA-3-8B (Attn. De.)	964M
LLaMA-2-7B (MLP De.)	676M
LLaMA-2-7B (Attn. De.)	1.7B
Mistral-7B (MLP De.)	880M
Mistral-7B (Attn. De.)	1.1B

Table 7: LLM Number of parameters trained for each setting. M stands for million and B for billion. Attn. represents attention and De. stands for debiased.

## A.4 Analysis Settings

We used NVIDIA A40 40GB GPU and transformer\_lens (Nanda and Bloom, 2022) library for patching experiments. We download the pretrained LLMs from Huggingface and use data format float16 due to resource constraints.

**Male Professions:** *surgeon, doctor, manager, captain, pilot, architect, engineer, scientist, entrepreneur, programmer, developer, sheriff, officer, firefighter, soldier, lawyer, accountant, analyst, economist, professor, psychologist, physicist, geologist, astronomer, researcher, historian, writer, athlete, footballer, basketball player, tennis player, golfer, swimmer, cyclist, runner, jogger, sprinter, weightlifter, bodybuilder, wrestler*

**Female Professions:** *nurse, teacher, librarian, receptionist, nutritionist, hairdresser, dancer, nanny, homemaker, skincare specialist, manicurist, makeup artist, beautician, cosmetologist, childcare worker*

**Templates:** "The [profession] said that", "The [profession] yelled that", "The [profession] whispered that", "The [profession] wished that", "The [profession] ate because", "The [profession] ran because",

"The [profession] drove because", "The [profession] slept because", "The [profession] cried because", "The [profession] laughed because", "The [profession] went home because", "The [profession] stayed up because", "The [profession] was fired because", "The [profession] was promoted because", "The [profession] yelled because"

#### A.5 Filter Pandas dataset Filter

Target Attribute: Woman

Selected Word: *him, he, his, himself, man, masculine, men, male*

Target Attribute: Man

Selected Word: *her, she, herself, woman, feminine, women, female*"

#### A.6 Potential Risks and Misuse.

The research objective is to analyze and prevent the occurrence of gender bias in language models. Though the techniques discussed in this work provide the ground for studying bias in greater detail and steer generations to unbiased outputs, we recognize that these interpretations could potentially be misused to create a more biased LLM. Such misuses are strongly discouraged and go against the primary goal of our research.

#### A.7 License For Artifacts

**Models.** All of the LLMs, used in this paper, contain license that are permissive for academic and/or research use.

- **LLaMA-3-8B** Meta LLaMA3 Community license
- **LLaMA-2-7B** Meta LLaMA2 Community license
- **Mistral-7B-v0.3** Mistral AI non-production license (MNPL)

**Datasets.** All of the datasets, used in this paper, contain license that are permissive for academic and/or research use.

- **CrowSPairs.** Creative Commons Attribution-ShareAlike 4.0 International License.
- **WinoBias.** MIT License