

DB-GPT-Hub: Towards Open Benchmarking Text-to-SQL Empowered by Large Language Models

Fan Zhou[◇], Siqiao Xue[◇], Danrui Qi[♣], Wenhui Shi[◇], Wang Zhao, Ganglin Wei[◇], Hongyang Zhang[♣]
Caigao Jiang[◇], Gangwei Jiang[◇], Zhixuan Chu[♥], Faqiang Chen^{◇,*}

[◇]Ant Group, [♣]Simon Fraser University, Canada, [♥]Zhejiang University,

[♣]Southwestern University of Finance and Economics, China

{hanlian.zf, siqiao.xsq, faqiang.cfq}@antgroup.com

Abstract

Large language models (LLMs) becomes the dominant paradigm for the challenging task of text-to-SQL. LLM-empowered text-to-SQL methods are typically categorized into prompting-based and tuning approaches. Compared to prompting-based methods, benchmarking fine-tuned LLMs for text-to-SQL is important yet under-explored, partially attributed to the prohibitively high computational cost. In this paper, we present *DB-GPT-Hub*, an open benchmark suite for LLM-empowered text-to-SQL, which primarily focuses on tuning LLMs at large scales. The proposed benchmark consists of: 1. a standardized and comprehensive evaluation of text-to-SQL tasks by fine-tuning medium to large-sized open LLMs; 2. a modularized and easy-to-extend codebase with mainstream LLMs and experimental scenarios supported, which prioritizes fine-tuning methods but can be easily extended to prompt-based setting. Our work investigates the potential gains and the performance boundaries of tuning approaches, compared to prompting approaches and explores optimal solutions tailored to specific scenarios. We hope *DB-GPT-Hub*, along with these findings, enables further research and broad applications that would otherwise be difficult owing to the absence of a dedicated open benchmark. The project code has been released at <https://github.com/eosphoros-ai/DB-GPT-Hub>.

1 Introduction

The task of text-to-SQL, which converts natural utterances into SQL queries, has emerged as a popular topic in both natural language processing and database (Yu et al., 2018b; Deng et al., 2022). It effectively narrows the gap between non-expert users and database systems, significantly enhancing data processing efficiency. Essentially, text-to-SQL can be characterized as a sequence-to-sequence modeling task (Sutskever et al., 2014), where the database schema and the natural language question are transformed into a sequential input, while the desired SQL query serves as the sequential output target. Early works focus on fine-tuning domain-specific Transformer models and developing decoding tech-

niques specifically for the task, leveraging SQL syntax, semantics, and the complex interplay between questions and databases (Scholak et al., 2021; Qi et al., 2022).

While recently large language models (LLMs) such as ChatGPT (Brown et al., 2020) and GPT-4 (OpenAI, 2023a) have showcased their remarkable capabilities in engaging in human-like communication and understanding complex queries, LLMs have emerged as a new paradigm for text-to-SQL (Liu et al., 2023; Trummer, 2022). Notably, since 2023, the majority of top-performing solutions on the Spider leaderboard (Yale, 2018) have been methods based on LLMs.

The most recent advancement in this area involves employing LLMs for generating accurate SQL queries through in-context learning (ICL) techniques, notably zero-shot and few-shot prompting (OpenAI, 2023b; Dong et al., 2023; Pourreza and Rafiei, 2023). Beyond the inherent challenge of ambiguity and complexity, the laborious efforts for annotating SQL query-response exemplars by domain experts hinder the process of scaling-up data hungry LLMs for text-to-SQL applications. Meanwhile, another prominent approach is fine-tuning LLMs using additional task-specific training data to enhance their efficacy for text-to-SQL tasks (Li et al., 2023a; Sun et al., 2023). The remarkable performances achieved in these works indicate the immense potential of fine-tuning. However, compared to prompting approaches, fine-tuning approaches have been relatively under-explored, partially attributed to the prohibitively high computational cost. Recent systematic studies (Gao et al., 2023; Zhang et al., 2024) still mainly highlight the ICL abilities of LLMs and their accuracy in generating SQL queries in relevant tasks.

Up until now, there still has not been a universally acknowledged open benchmark for tuning approaches, which impedes researchers and practitioners from comparing methods and reproduc-

ing results, potentially slowing down advancement in this field. As a first step towards addressing these challenges, in this work, we present a holistic framework, namely *DB-GPT-Hub*. **Apart from existing works that mostly focus on few-shot prompting strategies or tuning relatively smaller LLMs, our work focuses on tuning larger LLMs.** In all, DB-GPT-Hub consolidates essential research assets (e.g., data, model services, evaluation methods, documentation) with following distinct merits:

- **Standardization.** We establish a standardized pipeline in an open-source codebase, with unified experimental settings and containerized environments, to enable transparent and consistent comparisons of LLM models after text-to-SQL tasks tuning.
- **Comprehensiveness.** We conduct extensive benchmarking that covers a range of medium to large-sized, fine-tuned LLMs across various experimental scenarios and explore their relative performance compared to prompting methods. Our work comprises one of the most pragmatic and expansive sets of benchmark suites available.
- **Extensibility.** As a rapidly evolving field, novel LLM-based methods constantly emerge, and the best practice continuously evolves. Following our documentation and protocols, one could effortlessly incorporate novel ingredients into our codebase: new datasets, new modules, new models (or model services), and new evaluation programs. Moreover, our framework offers easy compatibility with various prompting techniques. The high extensibility will eventually benefit the research area of text-to-SQL.

2 Background and Problem Formulation

2.1 A Generalized Setup

The input of text-to-SQL task is a natural language question q and the database information \mathcal{D} . The output is the SQL s corresponding to the question. The database $\mathcal{D} = \{S, K_p, K_f\}$ includes database schema S , primary keys K_p and foreign keys K_f , where S usually contains multiple tables $T_k : S = \{T_1, T_2, \dots, T_s, \dots\}$. Each table T_k has table name N_k , column names c_j and column data types t_j . Therefore, $T_k = \{N_k, (c_{k1}, t_{k1}), (c_{k2}, t_{k2}), \dots\}$. Consider the queries may come from various database domains, we formulate the data into a set of triples $\mathcal{M} = \{(q_i, s_i, \mathcal{D}_i)\}$, with i denoting the index of the query, the output and source database.

2.2 Prompt-based and Fine-tuning Settings

Based on how LLMs are used for text-to-SQL generations, the problem settings can be categorized into two scenarios: zero-shot/few-shot prompting and fine-tuning.

Zero-shot / Few-shot Prompting. In zero-shot scenarios, no exemplar is provided while in few-shot a few input–output exemplars are provided to prompt LLMs. Formally, given a pretrained LLM parameterized by θ , the question q_i , and k exemplars ($k \geq 0$), the objective is maximize the probability of generating the correct SQL s_i from the LLM:

$$\max_{s_i} \mathbb{P}_{LLM_\theta}(s_i | \sigma(q_i, \mathcal{M})), \quad |\mathcal{M}| = k \quad (1)$$

where Θ and $\sigma(q_i, \mathcal{M})$ ¹ denotes a representation space of the target question q_i by incorporating relevant information from exemplars.

Fine-tuning. The fine-tuning process involves adapting the pretrained LLM_θ to generate SQL from the input sequences by tuning the model with text-to-SQL datasets, which contain a collection of serialized inputs q_i and corresponding SQL outputs s_i pairs. The object of fine-tuning is minimize the empirical loss:

$$\min_{\theta} \mathcal{L}(\hat{s}_i(LLM_\theta), s_i | \sigma(q_i)), \quad (2)$$

where \mathcal{L} is the loss function to measure the difference between the generated SQL and the groundtruth.

Despite the significant advances achieved with few-shot prompting of LLMs, it remains a formidable challenge for a pretrained LLM to rely solely on its parametric knowledge and prompting to accurately process highly complex SQL queries.

Parameter-Efficient Fine-tuning. Medium to large-sized models with billions of parameters, are prohibitively expensive to fine-tune in order to adapt them to particular tasks or domains. Parameter-Efficient Fine-Tuning (PEFT) methods enable efficient adaptation of large pretrained models to various downstream applications by only fine-tuning a small number of (extra) model parameters instead of all the model’s parameters. Two mostly commonly used techniques are LoRA (Hu et al., 2021), which proposes to freeze pretrained

¹ $\sigma(q_i, \mathcal{M})$ technically denotes the information set generated by q_i and \mathcal{M} .

model weights and inject trainable layers (rank-decomposition matrices) in each transformer block, and its quantized version QLoRA (Dettmers et al., 2023). Throughout the benchmark, we use these two strategies consistently to tune the LLMs. See Section 3 and Section 4 for details of tuning benchmark design and experimental results.

3 Benchmark Design and Resources

3.1 Setup

Datasets. We conduct experiments mainly on the following 2 well recognized public datasets:

- Spider (Yu et al., 2018b). Spider is a large-scale cross-domain dataset consisting of 10,181 natural language queries, 5,693 unique complex SQL queries across 200 databases, covering 138 domains. The standard protocol for this dataset divides it into 8,659 training examples and a hold-out of 2,147 test examples across 34 databases. SQL queries are categorized into four difficulty levels, i.e., easy, medium, hard and extra hard.
- BIRD (Li et al., 2023b). It comprises an extensive dataset with 12,751 unique question-SQL pairs, encompassing 95 large databases. SQL queries are categorized into three difficulty levels, i.e., simple, moderate and challenge. Notably, the SQL queries in the BIRD dataset tend to be more intricate than those in the Spider dataset.

Moreover, our codebase universally supports tuning a wide range of popular dataset, such as WikisQL (Zhong et al., 2017), CoSQL (Yu et al., 2019), Chase (Guo et al., 2021) (see Appendix A.1 for the detailed statistics of each dataset.) and due to the page limit, we continually post updated experimental results on the project site².

Query-response Construction. We construct query-response pairs from the datasets so that LLMs can be tuned with (Gao et al., 2023; Xue et al., 2023b). Following Gao et al. (2023), we formulate the pairs using the widely-used *Text Representation Prompt* (Nan et al., 2023) (TRP) format for train, development and test split for all the datasets throughout the experiments.

Shown in listing 1, TRP represents both schema and query in natural language. In addition, it adds instructions at the very beginning of the prompt

to guide LLMs. See listing 2 and listing 3 in Appendix A.4 for full examples.

```
I want you to act as a SQL terminal in front of a database and below is an description of the database schema. Write a response that appropriately completes the request.

/* Instruction */
Database concert_singer contains tables such as stadium, singer, concert, singer_in_concert.
Table stadium has columns such as Stadium_ID, Location, Name, Capacity, Highest, Lowest, Average. Stadium_ID is the primary key.
Table singer has columns such as Singer_ID, Name, Country, Song_Name, Song_release_year, Age, Is_male. Singer_ID is the primary key.
Table concert has columns such as concert_ID, concert_Name, Theme, Stadium_ID, Year. concert_ID is the primary key.
Table singer_in_concert has columns such as concert_ID, Singer_ID. concert_ID is the primary key.
The Stadium_ID of concert is the foreign key of Stadium_ID of stadium.
The Singer_ID of singer_in_concert is the foreign key of Singer_ID of singer.
The concert_ID of singer_in_concert is the foreign key of concert_ID of concert.

Please give SQL statement to answer the following question:

Q: How many singers do we have?
Response: SELECT DISTINCT country FROM singer WHERE age > 20.
```

Listing 1: Query-response Pairs in TRP Format on Spider Dataset.

Metrics. We use two commonly used metrics, exact-set-match accuracy (EM), execution accuracy (EX) to evaluate the performance of all models. EM measures the matched SQL keywords between the predicted SQL query and its corresponding ground truth while EX compares the execution output of the predicted SQL query with that of the ground truth SQL query on some database instances. EX provides a more precise estimate of the model’s performance since there may be multiple valid SQL queries for a given question. For both metrics, the higher is considered the better. We mainly use EX to evaluate the accuracy of SQLs in the paper. See Appendix A.2 for details.

Base LLMs. We benchmark a range of medium to large-sized LLM variants from 4 prominent LLM families: GLM (Zeng et al., 2022),

²https://github.com/eosphoros-ai/DB-GPT-Hub/blob/main/docs/eval_llm_result.md

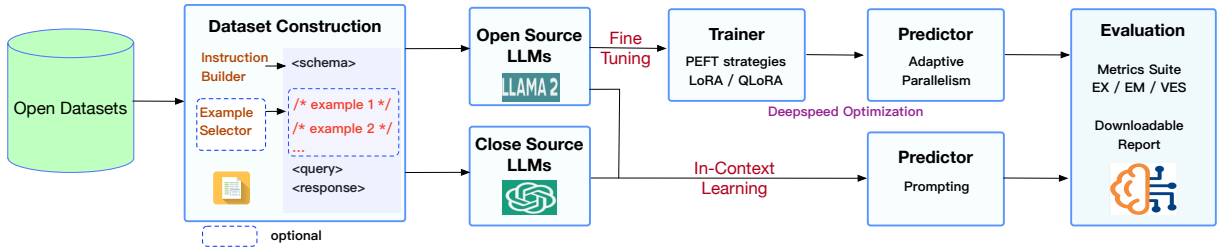


Figure 1: An open benchmarking pipeline using DB-GPT-Hub.

Qwen (Bai et al., 2023), Baichuan (Baichuan, 2023) and Llama (Touvron et al., 2023).

- ChatGLM3-6B, the up-to-date open version of ChatGLM, an open bilingual language model based on GLM framework.
- Qwen-7B/14B/72B-Chat, a series of aligned models of Qwen.
- Baichuan2-7B/13B-Chat, the up-to-date collection of aligned models of Baichuan.
- LLaMA2-7B/13B/70B-Chat³, the up-to-date aligned version of LLaMA.
- CodeLLaMA-7B/13B/70B-Instruct, an aligned version of LLaMA-2-13B, tuned with code data.

To ensure a fair comparison, we use the same maximal context length 2048 for all the LLMs. During the evaluation, we leave 512 tokens for response generation. We set the argument temperature as 0 to eliminate the influence of randomness.

Tuning Methods. As the scale of the dataset is notably smaller than that of LLMs, we apply the PEFT strategies –LoRA and QLoRA – to tune the LLMs, respectively. For medium-sized models (7B/13B), we adopt 1 Nvidia A100 Tensor Core GPU to run training and inference. For large-sized models (70B), we adopt 8 A100s.

Benchmark Pipeline. Figure 1 presents the open benchmarking pipeline implemented in DB-GPT-Hub. This pipeline will facilitate future research in this area and help promote reproducible work.

3.2 Codebase

To facilitate the innovation of the community, our DB-GPT-Hub contains a well-modularized, easy-

³Due to the page limitation, we have omitted the suffix “-Chat” from the names of LLMs in the tables throughout the following sections. For instance, “Qwen-7B” should be read as “Qwen-7B-Chat” model.

to-extend codebase for standardization of implementation, evaluation, and ablation of text-to-SQL methods.

Software Architecture. Figure 1 presents the pipeline and architecture of our codebase. Pipelines are decomposed into following parts:

- **Dataset Construction.** Raw text-to-SQL data is processed into a suitable format (e.g., TRF shown in listing 1) to tune LLMs. This includes integrating the schema and database description into a prompt as an instruction, along with various question representations to boost performance during training and evaluation. Additionally, we will select different few-shot strategies, such as example selection and organization, to construct the evaluation dataset (Gao et al., 2023).
- **Training.** Our codebase supports the fine-tuning of open-source LLMs with PEFT strategies. We support most of the public architecture with small to large-sized model scales, such as Qwen, Llama, Baichuan, and ChatGLM.
- **Prediction.** Our codebase supports SQL query inference for open-source LLMs with its fine-tuned version and closed-source LLMs as well. We support the few-shot and zero-shot method to generate SQLs for specific scenarios.
- **Evaluation.** Our repository holds different metrics(EX, EM, valid efficiency score(VES)) to evaluate the performance of generated SQL from different perspectives.

Implementations. The codebase is built with the PyTorch framework (Paszke et al., 2017), upon the open source project DB-GPT (Xue et al., 2023a, 2024a). We release the code with Apache License 2.0 and we are committed to actively maintain the repository.

4 Experiments

In this section, with the utility of DB-GPT-Hub, we formally evaluate the text-to-SQL process to determine the performance differences among various LLMs and explore the effect of training paradigms that influence tuning performance of LLMs.

4.1 Main Results

Table 1 and Table 2 show the evaluation results, measured by EX, on Spider and BIRD datasets, respectively⁴. The results in EM on both datasets can be found in Table 6 and Table 7 in Appendix B.

Best Models. Unsurprisingly, tuned CodeLlama families, whose base models haven been optimized for code generation and infilling, show consistently better performance over other competitors on both datasets. Specifically, we have achieved the following key insights:

- As shown in the right-most columns in Table 1 and Table 2, The fine-tuned, small-sized CodeLlama (e.g., CodeLlama-7B-LoRA⁵) exhibits comparable, and in some cases even superior, performance to other tuned medium to large-sized open LLMs, such as Qwen-14B/72B-LoRA.
- CodeLlama-70B-LoRA is universally optimal.

Performance Improvement on Tuning. Table 1 and Table 2 (also shown in Table 9 in Appendix B) illustrate the improvement of PEFT strategies of LLMs on both datasets, highlighting the LLMs proficiency to adapt to high-quality text-to-SQL training data. Notably, tuning yields a larger improvement on Spider compared to BIRD, measured by EX. This suggests that the benefits of tuning become increasingly important in less complex tasks.

Performance for Different SQL Difficulty Levels. In Figure 2, using three 7B models for instance, we present the efficacy of tuned LLMs against a spectrum of SQL generation difficulty levels. For all three tuned models, the results highlight that the size of improvement is negatively correlated with the complexities and tuning brings more significant improvement on easy tasks, which reveals the importance of tuning over simpler tasks than difficult ones.

⁴For large-sized (70B) models, we found that DeepSpeed optimization is incompatible with QLoRA, so we have left this data blank for the time being.

⁵We use the suffix '-LoRA/QLoRA' to denote the LoRA/QLoRA PEFT strategies applied to tune LLMs, i.e., '-LoRA' means the LLM is tuned with LoRA.

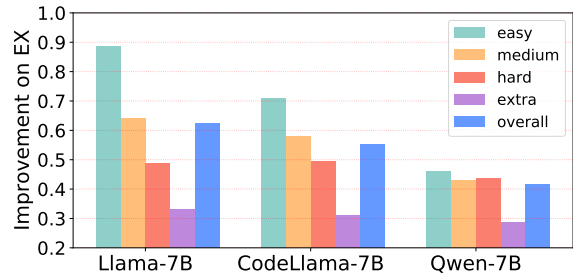


Figure 2: The improvement on tuning with LoRA strategy across subgroups of different complexities.

LoRA vs QLoRA We summarize the EX, EM, Time Cost, and GPU memory metrics in Table 3. Firstly, not surprisingly, we see limited differences in generation performance, measured by EX and EM, between models tuned with LoRA and QLoRA. Secondly, consistent with the quantization mechanism, QLoRA takes more time to converge with less GPU memory. For example, compared to Qwen-14B-LoRA, its QLoRA counterpart takes 2× of time with only 50% GPU memory.

To conclude, in circumstances with restricted computational resources, QLoRA is an efficient tuning alternative that can save memory without sacrificing performance.

4.2 Analysis I: Fine-tuning vs Few-shot Prompting

In this subsection, we explore the improvements with tuning compared to few-shot prompting.

Setup. We take two model families –Llama2 and Qwen– and conduct our investigations primarily on the Spider dataset. We use the method *DAIL Selection* (Gao et al., 2023), which currently ranks as the second-best open-source model on the Spider leaderboard, to construct the few-shot prompt. It selects exemplars those have good similarity with both queries and responses, better preserving the mapping in between the query-response pairs.

Core Insights. Due to the page limitation, we put the full results in Table 8 in Appendix B. In both zero-shot and few-shot (1/3/5-shot) evaluation scenarios, tuned LLMs demonstrate superior results, highlighting the LLMs proficiency to adapt to high-quality text-to-SQL training data.

Effect of Number of Exemplars in Prompting. In addition to the superior performances of tuned LLMs, Figure 4 reveals that, for strong (large-sized) models, the EX margin of tuned against base model becomes less prominent on few-shot scenar-

MODEL	EASY		MEDIUM		HARD		EXTRA		OVERALL	
	BASE	L/QL	BASE	L/QL	BASE	L/QL	BASE	L/QL	BASE	L/QL
LLAMA2-7B	0.000	0.887/0.847	0.000	0.641/0.623	0.000	0.489/0.466	0.000	0.331/0.361	0.000	0.626/0.608
LLAMA2-13B	0.000	0.907/0.911	0.000	0.729/0.700	0.000	0.552/0.552	0.000	0.343/0.319	0.000	0.680/0.664
LLAMA2-70B	0.411	0.915/-	0.229	0.732/-	0.190	0.560/-	0.072	0.392/-	0.241	0.687/-
CODELLAMA-7B	0.214	0.923/0.911	0.177	0.756/ 0.751	0.092	0.586/0.598	0.036	0.349/0.331	0.149	0.702/0.696
CODELLAMA-13B	0.698	0.940/ 0.940	0.600	0.789/0.744	0.408	0.684/ 0.626	0.271	0.404/0.392	0.529	0.746/ 0.727
CODELLAMA-70B	0.722	0.962 /-	0.625	0.812 /-	0.443	0.716 /-	0.302	0.432 /-	0.567	0.771 /-
BAICHUAN2-7B	0.577	0.871/0.891	0.352	0.630/0.637	0.201	0.448/0.489	0.066	0.295/0.331	0.335	0.603/0.624
BAICHUAN2-13B	0.581	0.903/0.895	0.413	0.702/0.675	0.264	0.569/0.580	0.187	0.392/0.343	0.392	0.678/0.659
QWEN-7B	0.395	0.855/0.911	0.256	0.688/0.675	0.138	0.575/0.575	0.042	0.331/0.343	0.235	0.652/0.662
QWEN-14B	0.871	0.895/0.919	0.632	0.702/0.744	0.368	0.552/0.598	0.181	0.367/0.458	0.573	0.663/0.701
QWEN-72B	0.831	0.927/-	0.635	0.756/-	0.489	0.621/-	0.277	0.367/-	0.600	0.712/-
CHATGLM3-6B	0.000	0.855/0.843	0.000	0.605/0.603	0.000	0.477/0.506	0.000	0.271/0.211	0.000	0.590/0.581

Table 1: Evaluations on Spider: EX of base models vs fine-tuned models on each split of complexity and overall dataset. “L” and “QL” denote “LoRA” and “QLoRA” tuning methods, respectively.

MODEL	SIMPLE		MODERATE		CHALLENGE		OVERALL	
	BASE	L/QL	BASE	L/QL	BASE	L/QL	BASE	L/QL
LLAMA2-7B	0.000	0.214/0.211	0.000	0.108/0.112	0.000	0.076/0.069	0.000	0.169/0.168
LLAMA2-13B	0.000	0.226/0.217	0.000	0.073/0.086	0.000	0.097/0.069	0.000	0.167/0.163
LLAMA2-70B	0.082	0.210/-	0.013	0.138/-	0.014	0.126/-	0.055	0.241/-
CODELLAMA-7B	0.010	0.299/0.076	0.065	0.149/0.146	0.000	0.112/0.128	0.085	0.237/0.223
CODELLAMA-13B	0.120	0.375/ 0.373	0.042	0.176/ 0.179	0.042	0.141/ 0.140	0.089	0.294/ 0.293
CODELLAMA-70B	0.191	0.423 /-	0.091	0.191 /-	0.063	0.159 /-	0.149	0.328 /-
BAICHUAN2-7B	0.051	0.231/0.208	0.024	0.082/0.084	0.000	0.069/0.105	0.038	0.171/0.161
BAICHUAN2-13B	0.048	0.0230/0.182	0.013	0.088/0.067	0.021	0.111/0.069	0.035	0.176/0.136
QWEN-7B	0.035	0.235/0.225	0.012	0.073/0.095	0.014	0.083/0.082	0.023	0.171/0.172
QWEN-14B	0.188	0.288/0.252	0.049	0.136/0.120	0.028	0.111/0.110	0.131	0.226/0.198
QWEN-72B	0.253	0.289/-	0.112	0.093/-	0.048	0.083/-	0.190	0.209/-
CHATGLM3-6B	0.000	0.204/0.185	0.000	0.089/0.074	0.000	0.056/0.042	0.000	0.156/0.129

Table 2: Evaluations on BIRD: EX of base models vs fine-tuned models on each split of complexity and overall dataset. “L” and “QL” denote “LoRA” and “QLoRA” tuning methods, respectively.

ios. For example, the EX of Qwen-72B-LoRA vs Qwen-72B on 3-shot: 68.5 vs 64.8 and on 5-shot: 68.4 vs 65. This is more clearly observed from a different perspective in Figure 3, where the curves for Qwen-13B/72B is flat at low levels.

This fact is possibly because these Qwen-72B already has strong SQL reasoning capabilities, which has barely been discussed in other text-to-SQL benchmarking works.

In all, fine-tuned models exhibit superior SQL reasoning abilities compared to non-tuned models in few-shot generation scenarios; however, the margin of improvement is relatively small for robust models like Qwen-72B.

Effect of Model Size. From Figure 4, we interpret the few-shot performance w.r.t. the model size for four models (two base models and two tuned models) and observe that:

- Larger models consistently achieve better results in few-shot scenarios compared to their smaller-sized counterparts.

- For a given few-shot scenario, the performance margin of tuning method over prompting method comes closer when the size of LLMs grows. For example, for 1-shot scenario, the performance improvement on EX of Qwen-LoRA over Qwen is 31.0, 24.1 and 3.5 for 7B, 14B and 72B, respectively.

Recall that the exact figure of few-shot evaluations can be found at Table 8 in Appendix B. Overall, tuning methods continue to outperform prompting methods while the performance gap narrows as the size of the LLMs increases.

4.3 Analysis II: Fine-tuning with More Exemplars

In this subsection, we explore the possibility of enhancing the performance of LLMs by adding more contextual examples during fine-tuning.

Setup. We use Qwen-7B as the base model and construct additional three few-shot (1/3/5-shot) training sets to fine-tune the model. Specifically, the 1/3/5-shot training sets consist of query-

MODEL	EX		EM		TIME COST (HOUR)		GPU MEMORY (GB)	
	LoRA	QLoRA	LoRA	QLoRA	LoRA	QLoRA	LoRA	QLoRA
LLAMA2-7B	0.626	0.608	0.581	0.564	4.12	5.74	23.5	16.9
LLAMA2-13B	0.680	0.664	0.640	0.632	7.26	8.82	34.8	29.6
CODELLAMA-7B	0.702	0.696	0.668	0.665	4.33	6.74	23.8	16.7
CODELLAMA-13B	0.746	0.727	0.701	0.682	7.26	8.82	34.8	29.6
BAICHUAN2-7B	0.603	0.624	0.588	0.602	3.33	7.52	20.9	11.5
BAICHUAN2-13B	0.678	0.659	0.607	0.606	8.12	15.3	34.4	17.5
QWEN-7B	0.652	0.662	0.610	0.621	2.57	6.45	28.9	17.1
QWEN-14B	0.663	0.701	0.658	0.665	4.23	11.32	38.4	18.1

Table 3: The comparison between LoRA and QLoRA on Spider across different perspectives: EX and EM are the performance metrics; the training time and max GPU memory cost are the resource metrics.

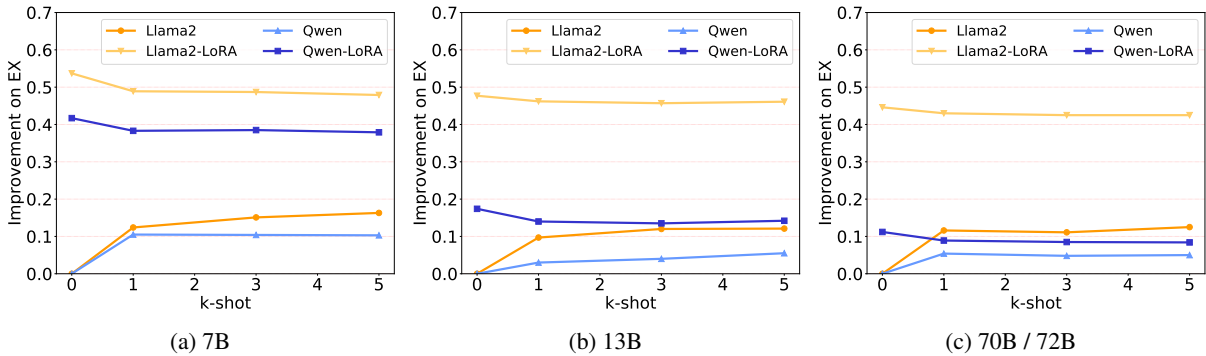


Figure 3: Few-shot evaluations on Spider: EX improvement on few-shot scenarios over zero-shot. $EX(k\text{-shot})$ represents the EX of the target (untuned/tuned) model under k -shot scenario minus EX of the base model in zero-shot scenario, i.e., in (a), $\text{Improvement on EX}(\text{Qwen-LoRA}, 3\text{-shot}) = EX(\text{Qwen-LoRA}, 3\text{-shot}) - EX(\text{Qwen}, 0\text{-shot})$.

response pairs with an additional 1/3/5 exemplars. For a given model, we also evaluate its few-shot performances, same as in section 4.2.

Core Insights. Shown in Table 4, we primarily conclude with two insights:

- In a zero-shot evaluation scenario, tuning with additional exemplars does not yield a significant improvement in performance. See the “0-shot” column. This is possible because the training corpus (more examples) mismatches the evaluation setting (no examples).
- In 1/3/5-shot evaluation scenarios, adding more contextual examples contributes to the notable improvement over the counterpart tuned with 0-shot training corpus. It means that the performance loss on few-shot evaluation for zero-shot training is caused by the prompt mismatch of training and evaluation dataset.
- The *random-shot* strategy, which refers to randomly adding 0/1/3/5 examples into the training corpus, achieves the highest EM scores. This finding is consistent with that proposed by (Sun

et al., 2023): diverse training corpus benefits the fine-tuning of LLMs.

5 Related Work

5.1 LLM-empowered Text-to-SQL Methods

Driven by the considerable success of LLMs, the field of LLM-empowered text-to-SQL has captured the interest of a large amount of researchers both in nature language process and database community recently. The models on LLM-based text-to-SQL can be categorized into supervised fine-tuning based and prompting based methods. Popular fine-tuned text-to-sql models are SQL-PaLM (Sun et al., 2023), PICARD (Scholak et al., 2021) and RESD-SQL (Li et al., 2023a). In contrast to supervised fine-tuned models, prompting-based models do not require additional fine-tuning on task-specific training data. Instead, they solely rely on the zero-shot and few-shot (Rajkumar et al., 2022; Liu et al., 2023) capabilities inherent in LLMs. Within the prompting paradigm, the pivotal factor for query representation lies in the design of the prompt (Wei et al., 2022; Zhou et al., 2022; Wang et al., 2022a). In particular, DIN-SQL (Pourreza and Rafiei, 2023)

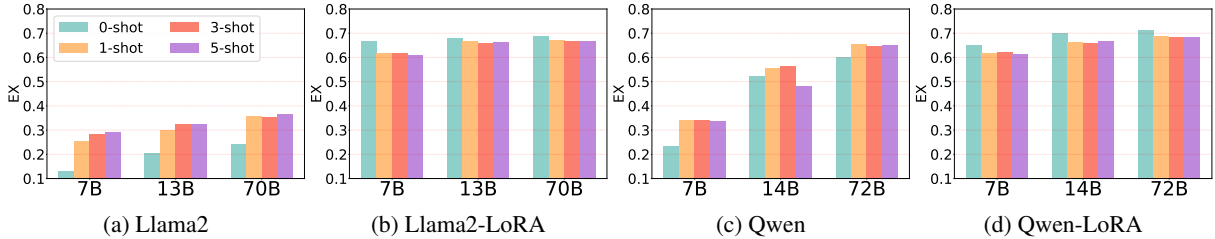


Figure 4: Few-shot evaluations on Spider: the EX performance of Llama2 / Qwen and their tuned counterparts with varying model size.

MODEL	0-SHOT		1-SHOT		3-SHOT		5-SHOT	
	EM	EX	EM	EX	EM	EX	EM	EX
QWEN-7B	16.1	22.9	27.4	34.0	27.6	33.9	25.9	33.8
QWEN-7B-LoRA (0-SHOT)	61.0	65.3	58.4	61.8	57.8	62.0	57.7	61.4
QWEN-7B-LoRA (1-SHOT)	61.2	64.0	61.7	64.8	60.8	63.8	61.8	64.8
QWEN-7B-LoRA (3-SHOT)	61.0	62.8	62.0	62.8	60.7	62.1	60.7	62.9
QWEN-7B-LoRA (5-SHOT)	60.4	62.7	62.0	64.0	61.5	63.2	60.9	63.5
QWEN-7B-LoRA (RANDOM-SHOT)	61.5	63.0	62.1	64.0	62.2	63.6	61.9	63.6

Table 4: Few-shot Evaluations on Spider: EM and EX of fine-tuned models with the different number of examples in the training corpus.

introduces adaptive prompt strategies via task decomposition to effectively address challenges associated with schema linking. DAIL-SQL (Gao et al., 2023) proposes a refined prompt selection and organization strategy to improve the performance. In DB-GPT-Hub, we offer scripts to support researchers in fine-tuning LLMs in accordance with the methodologies established in SQL-PaLM. In addition, we also integrate the popular prompt techniques used in DAIL-SQL.

5.2 Text-to-SQL Benchmarks

A pivotal factor in the progression of text-to-SQL is the establishment of high-quality benchmarks. Early benchmarks focus on single databases, including ATIS (Dahl et al., 1994), GeoQuery (Zelle and Mooney, 1996), Academic (Li and Jagadish, 2014), Advising (Finegan-Dollak et al., 2018), and more recent additions such as SEDE (Hazoom et al., 2021) and MIMICSQL (Wang et al., 2019). These benchmarks and datasets are often adapted from real-life applications, with many containing domain-specific knowledge that may not generalize effectively to unseen SQL domains. Hence, large-scale cross-domain datasets featuring professional SQL queries, such as Squall (Shi et al., 2020), Spider (Yu et al., 2018a), Spider-Syn (Gan et al., 2021), WikiSQL (Zhong et al., 2017), and SparC (Yu et al., 2020), have been introduced to facilitate comprehensive method analyses.

In retrospect, we realize two concurrent

works (Gao et al., 2023; Zhang et al., 2024) which perform systematical benchmarking on text-to-SQL methods. Important distinctions of their work from ours include: 1. *comprehensiveness of benchmark settings*: we evaluate both ICL and **medium to large-sized** fine-tuning methods in an end-to-end manner while Gao et al. (2023) focus on ICL methods and Zhang et al. (2024) assess various sub-tasks of the text-to-SQL process; 2. *open source of the codebase*: we released a well-maintained open repository on Github containing all code and data assets, which, to the best of knowledge, is one of the most popular text-to-SQL benchmark repositories (over 1k stars so far), while neither of them has achieved this.

6 Conclusion

In this study, we conduct a systematic benchmarking of the various LLMs within the text-to-SQL pipeline. Our benchmarking provides a meticulous perspective on the pipeline, equipping the research community with strategies to improve the semantic understanding of LLMs.

7 Limitations

The large computational resources required for LLM training might not be accessible to all researchers and practitioners, which may limit the reproducibility of our findings.

References

- Jinze Bai, Shuai Bai, Yunfei Chu, Zeyu Cui, Kai Dang, Xiaodong Deng, Yang Fan, Wenbin Ge, Yu Han, Fei Huang, Binyuan Hui, Luo Ji, Mei Li, Junyang Lin, Runji Lin, Dayiheng Liu, Gao Liu, Chengqiang Lu, Keming Lu, Jianxin Ma, Rui Men, Xingzhang Ren, Xuancheng Ren, Chuanqi Tan, Sinan Tan, Jianhong Tu, Peng Wang, Shijie Wang, Wei Wang, Sheng-guang Wu, Benfeng Xu, Jin Xu, An Yang, Hao Yang, Jian Yang, Shusheng Yang, Yang Yao, Bowen Yu, Hongyi Yuan, Zheng Yuan, Jianwei Zhang, Xingxuan Zhang, Yichang Zhang, Zhenru Zhang, Chang Zhou, Jingren Zhou, Xiaohuan Zhou, and Tianhang Zhu. 2023. Qwen technical report. *arXiv preprint arXiv:2309.16609*.
- Baichuan. 2023. *Baichuan 2: Open large-scale language models*. *arXiv preprint arXiv:2309.10305*.
- Tom Brown, Benjamin Mann, Nick Ryder, Melanie Subbiah, Jared D Kaplan, Prafulla Dhariwal, Arvind Neelakantan, Pranav Shyam, Girish Sastry, Amanda Askell, et al. 2020. *Language models are few-shot learners*. *Advances in Neural Information Processing Systems (NeurIPS)*.
- Deborah A. Dahl, Madeleine Bates, Michael Brown, William M. Fisher, Kate Hunicke-Smith, David S. Pallett, Christine Pao, Alexander I. Rudnicky, and Elizabeth Shriberg. 1994. *Expanding the scope of the atis task: The atis-3 corpus*. In *Human Language Technology - The Baltic Perspective*.
- Naihao Deng, Yulong Chen, and Yue Zhang. 2022. *Recent advances in text-to-sql: A survey of what we have and what we expect*. *arXiv*, abs/2208.10099.
- Tim Dettmers, Artidoro Pagnoni, Ari Holtzman, and Luke Zettlemoyer. 2023. *Qlora: Efficient finetuning of quantized llms*. *arXiv preprint arXiv:2305.14314*.
- Xuemei Dong, Chao Zhang, Yuhang Ge, Yuren Mao, Yunjun Gao, Lu Chen, Jinshu Lin, and Dongfang Lou. 2023. *C3: zero-shot text-to-sql with chatgpt*. *CoRR*, abs/2307.07306.
- Catherine Finegan-Dollak, Jonathan K. Kummerfeld, Li Zhang, Karthik Ramanathan, Sesh Sadasivam, Rui Zhang, and Dragomir R. Radev. 2018. *Improving text-to-sql evaluation methodology*. *arXiv*, abs/1806.09029.
- Yujian Gan, Xinyun Chen, Qiuping Huang, Matthew Purver, John Robert Woodward, Jinxia Xie, and Pengsheng Huang. 2021. *Towards robustness of text-to-sql models against synonym substitution*. In *Annual Meeting of the Association for Computational Linguistics*.
- Dawei Gao, Haibin Wang, Yaliang Li, Xiuyu Sun, Yichen Qian, Bolin Ding, and Jingren Zhou. 2023. *Text-to-sql empowered by large language models: A benchmark evaluation*.
- Jiaqi Guo, Ziliang Si, Yu Wang, Qian Liu, Ming Fan, Jian-Guang Lou, Zijiang Yang, and Ting Liu. 2021. *Chase: A large-scale and pragmatic chinese dataset for cross-database context-dependent text-to-sql*. In *Proceedings of the 59th Annual Meeting of the Association for Computational Linguistics and the 11th International Joint Conference on Natural Language Processing*, pages 2316–2331, Online. Association for Computational Linguistics.
- Moshe Hazoom, Vibhor Malik, and Ben Bogin. 2021. *Text-to-sql in the wild: A naturally-occurring dataset based on stack exchange data*. *arXiv*, abs/2106.05006.
- Edward J Hu, Yelong Shen, Phillip Wallis, Zeyuan Allen-Zhu, Yuanzhi Li, Shean Wang, Lu Wang, and Weizhu Chen. 2021. *Lora: Low-rank adaptation of large language models*. *arXiv preprint arXiv:2106.09685*.
- Gangwei Jiang, Caigao Jiang, Siqiao Xue, James Y. Zhang, Jun Zhou, Defu Lian, and Ying Wei. 2023. *Towards anytime fine-tuning: Continually pre-trained language models with hypernetwork prompt*. In *Proceedings of the 2023 Conference on Empirical Methods in Natural Language Processing (EMNLP)*.
- Ming Jin, Qingsong Wen, Yuxuan Liang, Chaoli Zhang, Siqiao Xue, Xue Wang, James Zhang, Yi Wang, Haifeng Chen, Xiaoli Li, Shirui Pan, Vincent S. Tseng, Yu Zheng, Lei Chen, and Hui Xiong. 2023. *Large models for time series and spatio-temporal data: A survey and outlook*. *Preprint*, arXiv:2310.10196.
- Fei Li and H. V. Jagadish. 2014. *Constructing an interactive natural language interface for relational databases*. *Proc. VLDB Endow.*, 8:73–84.
- Haoyang Li, Jing Zhang, Cuiping Li, and Hong Chen. 2023a. *Resdsq: Decoupling schema linking and skeleton parsing for text-to-sql*. In *Proceedings of the AAAI Conference on Artificial Intelligence*.
- Jinyang Li, Binyuan Hui, Ge Qu, Binhua Li, Jiayi Yang, Bowen Li, Bailin Wang, Bowen Qin, Rongyu Cao, Ruiying Geng, Nan Huo, Chenhao Ma, Kevin C. C. Chang, Fei Huang, Reynold Cheng, and Yongbin Li. 2023b. *Can llm already serve as a database interface? a big bench for large-scale database grounded text-to-sqls*. *Preprint*, arXiv:2305.03111.
- Aiwei Liu, Xuming Hu, Lijie Wen, and Philip S. Yu. 2023. *A comprehensive evaluation of chatgpt’s zero-shot text-to-sql capability*. *arXiv*, abs/2303.13547.
- Linyong Nan, Yilun Zhao, Weijin Zou, Narutatsu Ri, Jaesung Tae, Ellen Zhang, Arman Cohan, and Dragomir Radev. 2023. *Enhancing few-shot text-to-sql capabilities of large language models: A study on prompt design strategies*. *CoRR*, abs/2305.12586.
- OpenAI. 2023a. *GPT-4 technical report*. *arXiv preprint arXiv:2303.08774*.

- OpenAI. 2023b. Sql translate. <https://platform.openai.com/examples/default-sql-translate>. Last accessed on 2023-07-24.
- Chen Pan, Fan Zhou, Xuanwei Hu, Xinxin Zhu, Wenxin Ning, Zi Zhuang, Siqiao Xue, James Zhang, and Yunhua Hu. 2023. Deep optimal timing strategies for time series. In *ICDM*.
- Adam Paszke, Sam Gross, Soumith Chintala, Gregory Chanan, Edward Yang, Zachary DeVito, Zeming Lin, Alban Desmaison, Luca Antiga, and Adam Lerer. 2017. Automatic differentiation in PyTorch.
- Mohammad Reza Pourreza and Davood Rafiei. 2023. Din-sql: Decomposed in-context learning of text-to-sql with self-correction. In *Advances in Neural Information Processing Systems (NeurIPS)*.
- Jiexing Qi, Jingyao Tang, Ziwei He, Xiangpeng Wan, Chenghu Zhou, Xinbing Wang, Quanshi Zhang, and Zhouhan Lin. 2022. Rasat: Integrating relational structures into pretrained seq2seq model for text-to-sql. *arXiv*, abs/2205.06983.
- Nitarshan Rajkumar, Raymond Li, and Dzmitry Bahdanau. 2022. Evaluating the text-to-sql capabilities of large language models. *arXiv*, abs/2204.00498.
- Torsten Scholak, Nathan Schucher, and Dzmitry Bahdanau. 2021. Picard: Parsing incrementally for constrained auto-regressive decoding from language models. *arXiv*, abs/2109.05093.
- Tianze Shi, Chen Zhao, Jordan L. Boyd-Graber, Hal Daumé, and Lillian Lee. 2020. On the potential of lexico-logical alignments for semantic parsing to sql queries. *arXiv*, abs/2010.11246.
- Ruoxi Sun, Sercan Ö. Arik, Hootan Nakhost, Hanjun Dai, Rajarishi Sinha, Pengcheng Yin, and Tomas Pfister. 2023. Sql-palm: Improved large language model adaptation for text-to-sql. *arXiv*, abs/2306.00739.
- Ilya Sutskever, Oriol Vinyals, and Quoc V. Le. 2014. Sequence to sequence learning with neural networks. In *Proceedings of the 27th International Conference on Neural Information Processing Systems - Volume 2, NIPS'14*, page 3104–3112, Cambridge, MA, USA. MIT Press.
- Hugo Touvron, Louis Martin, Kevin Stone, Peter Albert, Amjad Almahairi, Yasmine Babaei, Nikolay Bashlykov, Soumya Batra, Prajjwal Bhargava, Shruti Bhosale, Dan Bikel, Lukas Blecher, Cristian Canton Ferrer, Moya Chen, Guillem Cucurull, David Esiobu, Jude Fernandes, Jeremy Fu, Wenyin Fu, Brian Fuller, Cynthia Gao, Vedanuj Goswami, Naman Goyal, Anthony Hartshorn, Saghar Hosseini, Rui Hou, Hakan Inan, Marcin Kardas, Viktor Kerkez, Madian Khabsa, Isabel Kloumann, Artem Korenev, Punit Singh Koura, Marie-Anne Lachaux, Thibaut Lavril, Jenya Lee, Diana Liskovich, Yinghai Lu, Yuning Mao, Xavier Martinet, Todor Mihaylov, Pushkar Mishra, Igor Molybog, Yixin Nie, Andrew Poulton, Jeremy Reizenstein, Rashi Rungta, Kalyan Saladi, Alan Schelten, Ruan Silva, Eric Michael Smith, Ranjan Subramanian, Xiaoqing Ellen Tan, Binh Tang, Ross Taylor, Adina Williams, Jian Xiang Kuan, Puxin Xu, Zheng Yan, Iliyan Zarov, Yuchen Zhang, Angela Fan, Melanie Kambadur, Sharan Narang, Aurelien Rodriguez, Robert Stojnic, Sergey Edunov, and Thomas Scialom. 2023. Llama 2: Open foundation and fine-tuned chat models. *Preprint*, arXiv:2307.09288.
- Immanuel Trummer. 2022. CodexDB: Synthesizing code for query processing from natural language instructions using GPT-3 Codex. *PVLDB*, 15(11):2921 – 2928.
- Ping Wang, Tian Shi, and Chandan K. Reddy. 2019. Text-to-sql generation for question answering on electronic medical records. *Proceedings of The Web Conference 2020*.
- Xuezhi Wang, Jason Wei, Dale Schuurmans, Quoc Le, Ed Huai hsin Chi, and Denny Zhou. 2022a. Self-consistency improves chain of thought reasoning in language models. *arXiv*, abs/2203.11171.
- Zifeng Wang, Zizhao Zhang, Chen-Yu Lee, Han Zhang, Ruoxi Sun, Xiaoqi Ren, Guolong Su, Vincent Perot, Jennifer Dy, and Tomas Pfister. 2022b. Learning to prompt for continual learning. In *Proceedings of the IEEE/CVF Conference on Computer Vision and Pattern Recognition*, pages 139–149.
- Jason Wei, Xuezhi Wang, Dale Schuurmans, Maarten Bosma, Ed Huai hsin Chi, F. Xia, Quoc Le, and Denny Zhou. 2022. Chain of thought prompting elicits reasoning in large language models. *arXiv*, abs/2201.11903.
- Siqiao Xue, Caigao Jiang, Wenhui Shi, Fangyin Cheng, Keting Chen, Hongjun Yang, Zhiping Zhang, Jianshan He, Hongyang Zhang, Ganglin Wei, Wang Zhao, Fan Zhou, Danrui Qi, Hong Yi, Shaodong Liu, and Faqiang Chen. 2023a. Db-gpt: Empowering database interactions with private large language models. *arXiv preprint arXiv:2312.17449*.
- Siqiao Xue, Danrui Qi, Caigao Jiang, Wenhui Shi, Fangyin Cheng, Keting Chen, Hongjun Yang, Zhiping Zhang, Jianshan He, Hongyang Zhang, Ganglin Wei, Wang Zhao, Fan Zhou, Hong Yi, Shaodong Liu, Hongjun Yang, and Faqiang Chen. 2024a. Demonstration of db-gpt: Next generation data interaction system empowered by large language models. *Preprint*, arXiv:2404.10209.
- Siqiao Xue, Xiaoming Shi, Zhixuan Chu, Yan Wang, Hongyan Hao, Fan Zhou, Caigao Jiang, Chen Pan, James Y. Zhang, Qingsong Wen, Jun Zhou, and Hongyuan Mei. 2024b. Easytpp: Towards open benchmarking temporal point processes. In *International Conference on Learning Representations (ICLR)*.
- Siqiao Xue, Fan Zhou, Yi Xu, Hongyu Zhao, Shuo Xie, Caigao Jiang, James Zhang, Jun Zhou, Dacheng Xiu, and Hongyuan Mei. 2023b. Weaverbird: Empowering financial decision-making with large language model, knowledge base, and search engine.

- Yale. 2018. Spider 1.0, yale semantic parsing and text-to-sql challenge. <https://yale-lily.github.io/spider>.
- Tao Yu, Zifan Li, Zilin Zhang, Rui Zhang, and Dragomir R. Radev. 2018a. [Typesql: Knowledge-based type-aware neural text-to-sql generation](#). In *North American Chapter of the Association for Computational Linguistics*.
- Tao Yu, Rui Zhang, Heyang Er, Suyi Li, Eric Xue, Bo Pang, Xi Victoria Lin, Yi Chern Tan, Tianze Shi, Zihan Li, Youxuan Jiang, Michihiro Yasunaga, Sungrok Shim, Tao Chen, Alexander Fabbri, Zifan Li, Luyao Chen, Yuwen Zhang, Shreya Dixit, Vincent Zhang, Caiming Xiong, Richard Socher, Walter Lasecki, and Dragomir Radev. 2019. [CoSQL: A conversational text-to-SQL challenge towards cross-domain natural language interfaces to databases](#). In *Proceedings of the 2019 Conference on Empirical Methods in Natural Language Processing and the 9th International Joint Conference on Natural Language Processing (EMNLP-IJCNLP)*, pages 1962–1979, Hong Kong, China. Association for Computational Linguistics.
- Tao Yu, Rui Zhang, Kai Yang, Michihiro Yasunaga, Dongxu Wang, Zifan Li, James Ma, Irene Li, Qingning Yao, Shanelle Roman, Zilin Zhang, and Dragomir Radev. 2018b. Spider: A large-scale human-labeled dataset for complex and cross-domain semantic parsing and text-to-sql task. In *Proceedings of the 2018 Conference on Empirical Methods in Natural Language Processing*, Brussels, Belgium. Association for Computational Linguistics.
- Xiaojing Yu, Tianlong Chen, Zhengjie Yu, Huiyu Li, Yang Yang, Xiaoqian Jiang, and Anxiao Jiang. 2020. [Dataset and enhanced model for eligibility criteria-to-sql semantic parsing](#). In *International Conference on Language Resources and Evaluation*.
- John M. Zelle and Raymond J. Mooney. 1996. [Learning to parse database queries using inductive logic programming](#). In *AAAI/IAAI, Vol. 2*.
- Aohan Zeng, Xiao Liu, Zhengxiao Du, Zihan Wang, Hanyu Lai, Ming Ding, Zhuoyi Yang, Yifan Xu, Wendi Zheng, Xiao Xia, et al. 2022. [Glm-130b: An open bilingual pre-trained model](#). *arXiv preprint arXiv:2210.02414*.
- Bin Zhang, Yuxiao Ye, Guoqing Du, Xiaoru Hu, Zhishuai Li, Sun Yang, Chi Harold Liu, Rui Zhao, Ziyue Li, and Hangyu Mao. 2024. [Benchmarking the text-to-sql capability of large language models: A comprehensive evaluation](#). *Preprint*, arXiv:2403.02951.
- Victor Zhong, Caiming Xiong, and Richard Socher. 2017. [Seq2sql: Generating structured queries from natural language using reinforcement learning](#). *CoRR*, abs/1709.00103.
- Denny Zhou, Nathanael Scharli, Le Hou, Jason Wei, Nathan Scales, Xuezhi Wang, Dale Schuurmans, Olivier Bousquet, Quoc Le, and Ed Huai hsin Chi. 2022. [Least-to-most prompting enables complex reasoning in large language models](#). *arXiv*, abs/2205.10625.
- Shiyi Zhu, Jing Ye, Wei Jiang, Siqiao Xue, Qi Zhang, Yifan Wu, and Jianguo Li. 2024. [Coca: Fusing position embedding with collinear constrained attention in transformers for long context window extending](#). In *Proceedings of the 62nd Annual Meeting of the Association for Computational Linguistics*. Association for Computational Linguistics.

Appendices

A Experimental Details

A.1 Dataset Details

Spider (Yu et al., 2018b). It consists of 10,181 questions and 5,693 unique complex SQL queries across 200 databases, covering 138 domains, each containing multiple tables. The standard protocol for this dataset divides it into 8,659 training examples across 146 databases, 1,034 development examples across 20 databases, and a holdout of 2,147 test examples across 34 databases. The databases used in each of these sets are nonoverlapping. SQL queries are categorized into four difficulty levels, based on the number of SQL keywords used, the presence of nested subqueries, and the usage of column selections and aggregations.

BIRD (Li et al., 2023b). This dataset represents a pioneering, cross-domain dataset that examines the impact of extensive database contents on text-to-SQL parsing. BIRD contains over 12,751 unique question-SQL pairs, 95 big databases with a total size of 33.4 GB. It also covers more than 37 professional domains, such as blockchain, hockey, healthcare and education, etc. BIRD also introduces external knowledge as an additional resource to assist models in generating accurate SQL queries. Specifically four sources of external knowledge were introduced: numeric reasoning knowledge, domain knowledge, synonym knowledge, and value illustration. Notably, the SQL queries in the BIRD dataset tend to be more intricate than those in the Spider dataset.

WikiSQL (Zhong et al., 2017). This dataset consists of a corpus of 80,654 natural statement expressions and sql annotations of 24,241 tables. Each query in WikiSQL is limited to the same table and does not contain complex operations such as sorting, grouping. The queries in WikiSQL are limited to the same table and do not include complex operations such as sorting, grouping, subqueries, etc.

CoSQL (Yu et al., 2019). This dataset is a conversational version of the Spider task. CoSQL consists of 30,000 rounds and 10,000 annotated SQL queries from Wizard-of-Oz’s collection of 3k conversations querying 200 complex databases across 138 domains. Each conversation simulates a realistic DB query scenario in which a staff member explores the database as a user and a SQL expert

uses SQL to retrieve answers, clarify ambiguous questions, or otherwise inform.

Chase (Guo et al., 2021). This data is to date the largest Chinese dataset for the cross-database context-dependent Text-to-SQL problem. It consists of 5,459 question sequences (17,940 questions) over 280 databases. Each question in Chase has rich semantic annotations, including its SQL query, contextual dependency, and schema linking.

A.2 Metrics Details

We clarify the properties of the two metrics in details.

Exact-set match accuracy (EM). EM treats each clause as a set and compares the prediction for each clause to its corresponding clause in the reference query. A predicted SQL query is considered correct only if all of its components match the ground truth. EM does not take values into account.

Execution accuracy (EX). EX compares the execution output of the predicted SQL query with that of the ground truth SQL query on some database instances. Execution accuracy provides a more precise estimate of the performance of the method as there may be multiple valid SQL queries for a given question while EM only evaluates the predicted SQL against one of them.

A.3 Implementation Details

All models are implemented using the PyTorch framework (Paszke et al., 2017). For parameter scale with 7B and 13B models, we adopt 1 Nvidia A100 Tensor Core GPU to run training. For the parameter scale of 70B model, we adopt 8*A100 to run training and inference.

Fine-tuning hyperparameters setting The hyperparameters of the training are shown in Table 5.

A.4 Few Shot Prompting

Given the following database schema :

```
Table advisor, columns = [*,s_ID,i_ID]
Table classroom, columns = [*,building,
room_number,capacity]
Table course, columns = [*,course_id,title,
dept_name,credits]
Table department, columns = [*,dept_name,
building,budget]
Table instructor, columns
= [*,ID,name,dept_name,salary]
Table prereq,
columns = [*,course_id,prereq_id]
```

Parameter	7B	13B	70B
GPUs	1*A100	1*A100	8*A100
max source length	2048	2048	2048
max target length	512	512	512
fine-tuning type	lora	lora	lora
lora rank	64	64	64
lora alpha	32	32	32
lr	0.0002	0.0002	0.0002
epoch	8	8	8

Table 5: Parameter setting of fine tuning for different model scale

```
Table section, columns = [*,course_id,
sec_id,semester,year,building,room_number,
time_slot_id]
Table student, columns = [*,ID,name,
dept_name,tot_cred]
Table takes, columns = [*,ID,course_id,sec_id,semester,year,grade]
Table teaches, columns = [*,ID,course_id,
sec_id,semester,year]
Table time_slot, columns = [*,time_slot_id,
day,start_hr,start_min,end_hr,end_min]
```

Please write queries to answer the following questions:

Q: Find the title of courses that have two prerequisites.

Response: SELECT T1.title FROM course AS T1 JOIN prereq AS T2 ON T1.course_id = T2.course_id GROUP BY T2.course_id HAVING count(*) = 2.

Q: Find the room number of the rooms which can sit 50 to 100 students and their buildings.

Response: SELECT building , room_number FROM classroom WHERE capacity BETWEEN 50 AND 100.

Q: Give the name of the student in the History department with the most credits.

Response: SELECT name FROM student WHERE dept_name = 'History' ORDER BY tot_cred DESC LIMIT 1.

Q: Find the total budgets of the Marketing or Finance department.

Response: SELECT sum(budget) FROM department WHERE dept_name = 'Marketing' OR dept_name = 'Finance'.

Q: Find the department name of the instructor whose name contains 'Soisalon'.

Response: SELECT dept_name FROM instructor WHERE name LIKE '%Soisalon%'.

Q: What is the name of the department with the most credits?

Response: SELECT dept_name FROM course GROUP BY dept_name ORDER BY sum(credits) DESC LIMIT 1.

Q: How many instructors teach a course in the Spring of 2010?

Response: SELECT COUNT (DISTINCT ID) FROM teaches WHERE semester = 'Spring' AND YEAR = 2010.

Q: Find the name of the students and their department names sorted by their total credits in ascending order.

Response: SELECT name, dept_name FROM student ORDER BY tot_cred.

Q: Find the year which offers the largest number of courses.

Response: SELECT YEAR FROM SECTION GROUP BY YEAR ORDER BY count(*) DESC LIMIT 1.

Q: What are the names and average salaries for departments with average salary higher than 42000?

Response: SELECT dept_name , AVG (salary) FROM instructor GROUP BY dept_name HAVING AVG (salary) > 42000.

Q: Find the minimum salary for the departments whose average salary is above the average payment of all instructors.

Response: SELECT min(salary) , dept_name FROM instructor GROUP BY dept_name HAVING avg(salary) > (SELECT avg(salary) FROM instructor).

Q: What is the course title of the prerequisite of course Mobile Computing?

Response: SELECT title FROM course WHERE course_id IN (SELECT T1.prereq_id FROM prereq AS T1 JOIN course AS T2 ON T1.course_id = T2.course_id WHERE T2.title = 'Mobile Computing').

Q: Give the title and credits for the course that is taught in the classroom with the greatest capacity.

Response: SELECT T3.title , T3.credits FROM classroom AS T1 JOIN SECTION AS T2 ON T1.building = T2.building AND T1.room_number = T2.room_number JOIN course AS T3 ON T2.course_id = T3.course_id WHERE T1.capacity = (SELECT max(capacity) FROM classroom).

Q: Find the name of students who took any class in the years of 2009 and 2010.

Response: SELECT DISTINCT T1.name FROM student AS T1 JOIN takes AS T2 ON T1.id = T2.id WHERE T2.YEAR = 2009 OR T2.YEAR = 2010.

Q: Find the total number of students and total number of instructors for each department.

Response: SELECT count(DISTINCT T2.id) , count(DISTINCT T3.id) , T3.dept_name FROM department AS T1 JOIN student AS T2 ON T1.dept_name = T2.dept_name JOIN instructor AS T3 ON T1.dept_name = T3.dept_name GROUP BY T3.dept_name.

Q: Find the buildings which have rooms with capacity more than 50.

Response: SELECT DISTINCT building FROM classroom WHERE capacity > 50

Listing 2: Full Examples of Text Representation Prompt on Spider Dataset.

Given the following database schema :

```
Table movies, columns = [* ,movie_id,
movie_title,movie_release_year,movie_url,
movie_title_language,movie_popularity,
movie_image_url,director_id,director_name,
director_url]
Table ratings, columns = [* ,movie_id,
rating_id,rating_url,rating_score,
rating_timestamp_utc,critic,critic_likes,
critic_comments,user_id,user_trialist]
Table lists, columns = [* ,user_id,list_id,
list_title,list_movie_number,
list_update_timestamp_utc,
list_creation_timestamp_utc,list_followers,
list_url,list_comments,list_description]
Table lists_users, columns = [* ,user_id,
list_id,list_update_date_utc,
list_creation_date_utc,user_trialist,
user_subscriber,user_avatar_image_url,
user_cover_image_url,
user_eligible_for_trial,
user_has_payment_method]
```

Please write queries to answer the following questions:

Q: How many movies in the database were directed by Christopher Nolan?

Response: SELECT COUNT(*) FROM movies WHERE director_name = 'Christopher Nolan'.

Q: List all movies that have a popularity greater than 5000.

Response: SELECT movie_title FROM movies WHERE movie_popularity > 5000.

Q: Retrieve the URL of the most popular movie.

Response: SELECT movie_url FROM movies ORDER BY movie_popularity DESC LIMIT 1;

Q: Which user IDs have rated a movie on the 1st of January 2021.

Response: SELECT DISTINCT user_id FROM ratings WHERE rating_timestamp_utc BETWEEN '2021-01-01 00:00:00' AND '2021-01-01 23:59:59';.

Q: What are the names of the directors for movies that have an image URL containing 'poster'?

Response: SELECT DISTINCT director_name FROM movies WHERE movie_image_url LIKE '%poster%'.

Q: Give me the IDs and release years of movies that have both a rating score higher than 4 and have been included in at least 10 lists created by users who had a payment method when they created the list.

Response: SELECT m.movie_id, m.movie_release_year FROM movies m JOIN ratings r ON m.movie_id = r.movie_id JOIN lists_users lu ON lu.user_id = ANY(SELECT user_id FROM lists WHERE list_id IN (SELECT

```
list_id FROM lists WHERE movie_id = m.movie_id)) WHERE r.rating_score > 4 AND lu.user_has_payment_method = 1 GROUP BY m.movie_id, m.movie_release_year HAVING COUNT(DISTINCT lu.list_id) >= 10.
```

Q: Find the title of the most popular movie among those that have never received any critic comments.

Response: SELECT movie_title FROM movies JOIN ratings ON movies.movie_id = ratings.movie_id WHERE critic_comments = 0 ORDER BY movie_popularity DESC LIMIT 1;

Q: Find the names of movies from the year 2000 which have been added to at least 5 different lists and have an image URL available.

Response: SELECT DISTINCT m.movie_title FROM movies m JOIN lists l ON m.movie_id IN (SELECT movie_id FROM lists WHERE list_id = l.list_id) WHERE m.movie_release_year = 2000 AND m.movie_image_url IS NOT NULL GROUP BY m.movie_id HAVING COUNT(DISTINCT l.list_id) >= 5.

Q: Which user created the most number of lists while being a subscriber and having a profile cover image?

Response: SELECT user_id, COUNT(list_id) as num_lists FROM lists_users WHERE user_subscriber = 1 AND user_cover_image_url IS NOT NULL GROUP BY user_id ORDER BY num_lists DESC LIMIT 1.

Q: Provide the critic made by users who rated a movie more than 3 but less than 5 and got at least 10 likes on their review.

Response: SELECT critic FROM ratings WHERE rating_score BETWEEN 3 AND 5 AND critic_likes >= 10.

Q: How many lists were created by users who were subscribers and not trialists on January 1st, 2020?

Response: SELECT COUNT(DISTINCT list_id) FROM lists_users WHERE user_subscriber = 1 AND user_trialist = 0 AND list_creation_date_utc = '2020-01-01'.

Q: What are the titles of the lists which were created on '2022-05-15' and have more than 50 comments?

Response: SELECT list_title FROM lists WHERE list_creation_timestamp_utc = '2022-05-15' AND list_comments > 50.

Q: What is the name and URL of the movie that has the latest rating timestamp?

Response: SELECT movie_title, movie_url FROM movies WHERE movie_id = (SELECT movie_id FROM ratings ORDER BY rating_timestamp_utc DESC LIMIT 1).

Q: Which movie has the highest number of critic likes.

Response: SELECT movie_id FROM ratings ORDER BY critic_likes DESC LIMIT 1;

Q: Retrieve the list description and URL for lists created by trialists that have been updated since 2021 and contain movies directed by Christopher Nolan.

Response:

```
SELECT l.list_description, l.list_url FROM lists l JOIN lists_users lu ON l.list_id = lu.list_id JOIN movies m ON m.movie_id IN (SELECT movie_id FROM lists WHERE list_id = l.list_id) WHERE lu.user_trialist = 1 AND l.list_update_timestamp_utc > '2021-01-01' AND m.director_name = 'Christopher Nolan'.
```

Q: List all the directors along with the average rating score for movies they directed that have over 1000 followers on Mubi lists.

Response:

```
SELECT director_name, AVG(rating_score) AS avg_rating FROM movies JOIN ratings ON movies.movie_id = ratings.movie_id LEFT JOIN lists ON movies.movie_id = lists.list_movie_number GROUP BY director_name HAVING SUM(list_followers) > 1000.
```

Listing 3: Full Examples of Text Representation Prompt on BIRD Dataset.

B More Experiment Result

B.1 EM metrics of Spider Dataset

The EM metric of BIRD dataset are show in Table 6.

B.2 EM metric of BIRD Dataset

The EM metric of BIRD dataset are show in Table 7.

B.3 More Results on Few-Shot Evaluation

The execution accuracy of k-shots prompt on different models with it's fine-tuned version are shown in Table 8

B.4 LoRA and QLoRA

The performance improvement of LoRA and QLoRA on Spider and BIRD are shown in Table 9

C Ongoing and Future Work

We are currently exploring several extensions to deal with more complex dialogue and analytics cases in our system. We are particularly interested in handling

- More powerful agents. Users may want our system not only to perform the analysis but also provide more powerful abilities on text-to-SQL, such as sequential predictions (Jin et al., 2023; Xue et al., 2024b) based on historical data and predictive decision abilities (Pan et al., 2023).

- Integration of more model training techniques. In addition to pre-training, the community is also interested in continual learning techniques for language models, such as continual pre-training (Jiang et al., 2023), prompt learning (Wang et al., 2022b) or positional encoding techniques (Zhu et al., 2024). The integration of these methods will greatly facilitate the research community in these areas.

MODEL	EASY		MEDIUM		HARD		EXTRA		OVERALL	
	BASE	L/QL	BASE	L/QL	BASE	L/QL	BASE	L/QL	BASE	L/QL
LLAMA2-7B	0.000	0.827/0.810	0.000	0.614/0.574	0.000	0.408/0.443	0.000	0.307/0.295	0.000	0.581/0.564
LLAMA2-13B	0.000	0.867/0.835	0.000	0.670/0.670	0.000	0.483/0.517	0.000	0.386/0.349	0.000	0.640/0.632
LLAMA2-70B	0.327	0.847/-	0.112	0.679/-	0.075	0.454/-	0.018	0.382/-	0.142	0.635/-
CODELLAMA-7B	0.174	0.883/0.871	0.127	0.736/ 0.721	0.063	0.523/0.553	0.012	0.309/0.291	0.121	0.643/0.628
CODELLAMA-13B	0.617	0.910/ 0.910	0.545	0.727/0.688	0.377	0.624/ 0.556	0.224	0.365/0.382	0.487	0.706/ 0.682
CODELLAMA-70B	0.688	0.928 /-	0.582	0.723 /-	0.400	0.655 /-	0.278	0.366 /-	0.527	0.713 /-
BAICHUAN2-7B	0.326	0.832/0.815	0.104	0.588/0.621	0.025	0.402/0.454	0.000	0.225/0.286	0.119	0.579/0.602
BAICHUAN2-13B	0.363	0.839/0.827	0.141	0.632/0.650	0.040	0.483/0.460	0.000	0.325/0.313	0.155	0.607/0.606
QWEN-7B	0.365	0.802/0.778	0.101	0.643/0.608	0.063	0.517/0.471	0.024	0.331/0.313	0.161	0.610/0.578
QWEN-14B	0.758	0.867/0.851	0.318	0.713/0.735	0.172	0.529/0.506	0.066	0.398/0.367	0.359	0.623/0.668
QWEN-72B	0.754	0.903/-	0.316	0.726/-	0.241	0.523/-	0.102	0.386/-	0.374	0.680/-
CHATGLM3-6B	0.000	0.776/0.763	0.000	0.564/0.533	0.000	0.457/0.477	0.000	0.261/0.224	0.000	0.521/0.542

Table 6: Evaluations on Spider: EM of base models vs fine-tuned models on each split of complexity and overall dataset. “L” and “QL” denote “LORA” and “QLoRA” tuning methods, respectively.

MODEL	SIMPLE		MODERATE		CHALLENGE		OVERALL	
	BASE	L/QL	BASE	L/QL	BASE	L/QL	BASE	L/QL
LLAMA2-7B	0.000	0.068/0.062	0.000	0.015/0.017	0.000	0.000/0.000	0.000	0.046/0.043
LLAMA2-13B	0.000	0.115/0.087	0.000	0.013/0.017	0.000	0.069/0.000	0.000	0.074/0.058
LLAMA2-70B	0.000	0.107/-	0.000	0.028/-	0.000	0.000/-	0.000	0.072/-
CODELLAMA-7B	0.000	0.228/0.059	0.000	0.089/0.086	0.000	0.058/0.062	0.000	0.128/0.119
CODELLAMA-13B	0.088	0.293/ 0.346	0.000	0.129/ 0.136	0.000	0.112/ 0.124	0.029	0.256/ 0.243
CODELLAMA-70B	0.102	0.348 /-	0.059	0.124 /-	0.032	0.087 /-	0.082	0.255 /-
BAICHUAN2-7B	0.000	0.078/0.068	0.000	0.022/0.017	0.000	0.000/0.000	0.000	0.054/0.046
BAICHUAN2-13B	0.010	0.073/0.056	0.000	0.004/0.018	0.000	0.014/0.000	0.035	0.045/0.037
QWEN-7B	0.000	0.067/0.082	0.000	0.010/0.015	0.000	0.007/0.013	0.000	0.043/0.055
QWEN-14B	0.000	0.089/0.084	0.000	0.028/0.021	0.000	0.014/0.021	0.000	0.064/0.059
QWEN-72B	0.154	0.243/-	0.023	0.048/-	0.012	0.038/-	0.042	0.089/-
CHATGLM3-6B	0.000	0.124/0.112	0.000	0.045/0.048	0.000	0.026/0.028	0.000	0.068/0.051

Table 7: Evaluations on BIRD: EM of base models vs fine-tuned models on each split of complexity and overall dataset. “L” and “QL” denote “LORA” and “QLoRA” tuning methods, respectively.

MODEL	0-SHOT		1-SHOT		3-SHOT		5-SHOT	
	EM	EX	EM	EX	EM	EX	EM	EX
LLAMA2-7B	3.1	13.0	18.5	25.4	22.1	28.1	22.6	29.3
LLAMA2-7B-LoRA	63.9	66.7	58.5	61.9	59.8	61.7	58.9	60.9
LLAMA2-13B	2.4	20.3	13.2	30.0	15.5	32.3	16.2	32.4
LLAMA2-13B-LoRA	62.7	67.0	62.5	66.5	60.6	66.0	61.3	66.4
LLAMA2-70B	14.2	24.1	24.8	35.7	25.4	35.2	27.7	36.6
LLAMA2-70B-LoRA	66.3	68.7	62.8	67.1	61.6	66.6	61.5	66.6
QWEN-7B	16.1	23.5	27.4	34.0	27.6	33.9	25.9	33.8
QWEN-7B-LoRA	61.0	65.2	58.4	61.8	57.8	62.0	57.5	61.4
QWEN-14B	32.3	52.4	40.4	55.4	43.4	56.4	44.8	57.9
QWEN-14B-LoRA	67.8	69.8	64.5	66.4	64.3	65.9	64.3	66.6
QWEN-72B	37.4	60.0	51.5	65.4	51.3	64.8	51.3	65.0
QWEN-72B-LoRA	68.0	71.2	65.1	68.9	65.5	68.5	64.2	68.4

Table 8: Few shot evaluations on Spider: base models vs fine-tune models.

MODEL	SPIDER		BIRD	
	LoRA	QLoRA	LoRA	QLoRA
LLAMA2-7B	↑0.626	↑0.608	↑0.169	↑0.168
LLAMA2-13B	↑0.680	↑0.664	↑0.167	↑0.163
LLAMA2-70B	↑0.687	-	↑0.186	-
CODELLAMA-7B	↑0.453	↑0.447	↑0.228	↑0.214
CODELLAMA-13B	↑0.217	↑0.198	↑0.204	↑0.204
CODELLAMA-70B	↑0.204	-	↑0.179	-
BAICHUAN2-7B	↑0.268	↑0.289	↑0.133	↑0.123
BAICHUAN2-13B	↑0.286	↑0.267	↑0.141	↑0.101
QWEN-7B	↑0.417	↑0.427	↑0.148	↑0.133
QWEN-14B	↑0.090	↑0.128	↑0.075	↑0.068
QWEN-72B	↑0.112	-	↑0.019	-
CHATGLM3-6B	↑0.590	↑0.581	↑0.156	↑0.128

Table 9: Evaluations on Spider and BIRD: EX improvement on tuning with LoRA / QLoRA over base model.