

Multi-Scale Accent Modeling with Disentangling for Multi-Speaker Multi-Accent TTS Synthesis

Xuehao Zhou, *Student Member, IEEE*, Mingyang Zhang, *Member, IEEE*, Yi Zhou, *Member, IEEE*, Zhizheng Wu, *Senior Member, IEEE*, Haizhou Li, *Fellow, IEEE*

Abstract—Synthesizing speech across different accents while preserving the speaker identity is essential for various real-world customer applications. However, the individual and accurate modeling of accents and speakers in a text-to-speech (TTS) system is challenging due to the complexity of accent variations and the intrinsic entanglement between the accent and speaker identity. In this paper, we present a novel approach for multi-speaker multi-accent TTS synthesis, which aims to synthesize voices of multiple speakers, each with various accents. Our proposed approach employs a multi-scale accent modeling strategy to address accent variations at different levels. Specifically, we introduce both global (utterance level) and local (phoneme level) accent modeling, supervised by individual accent classifiers to capture the overall variation within accented utterances and fine-grained variations between phonemes, respectively. To control accents and speakers separately, speaker-independent accent modeling is necessary, which is achieved by adversarial training with speaker classifiers to disentangle speaker identity within the multi-scale accent modeling. Consequently, we obtain speaker-independent and accent-discriminative multi-scale embeddings as comprehensive accent features. Additionally, we propose a local accent prediction model that allows to generate accented speech directly from phoneme inputs. Extensive experiments are conducted on an accented English speech corpus. Both objective and subjective evaluations show the superiority of our proposed system compared to baselines systems. Detailed component analysis demonstrates the effectiveness of global and local accent modeling, and speaker disentanglement on multi-speaker multi-accent speech synthesis.

Index Terms—Text-to-speech (TTS), accent, multi-scale modeling, disentanglement

I. INTRODUCTION

TEXT-to-speech (TTS) systems is crucial in human-computer interaction by converting raw text into speech. Over time, TTS systems have evolved from statistical parametric modeling [1], [2] to end-to-end (E2E) architectures [3]–[7]. These E2E architectures are capable of generating high-quality and human-like speech directly from text. However, in cross-regional communities, many applications need diverse speech with various accent expressions such as audiobooks, virtual assistants, language learning platforms, and entertainment media. Developing a multi-speaker multi-accent TTS system, which can synthesize multiple speakers’ voices, each with various accents, is beneficial for facilitating communication and improving user experience across different regions.

Building a multi-speaker TTS has become an important focus in TTS research [8]–[10]. It is a widely used technique to use a speaker embedding vector to control the characteristics of a single speaker in a multi-speaker TTS system [11], [12]. When extending such a system to a multi-speaker multi-accent

TTS, it is ideal to train a TTS with multi-speaker accented speech data, where data with multiple accents is available for each speaker. However, such a database is currently not available, as a single speaker typically has only one accent. The lack of such a comprehensive database makes it a challenge to develop a multi-speaker multi-accent TTS. To address this challenge, in this paper, we investigate how to control accent and speaker characteristics individually and accurately in a TTS. This approach enables the TTS system to dynamically generate speech by combining different speaker identities with various accents, enabling flexible multi-speaker multi-accent speech synthesis.

The pronunciation of foreign accents for second language speakers is influenced by their native language background [13], [14]. It is reported that the perception of accented speech is significantly influenced by the phonetic [15], [16] and prosodic variations [17], [18]. Typical approaches of various style modeling [19], [20] learn a global representation, which may be insufficient to describe complex variations of accented speech. This is because accent perception is affected by information at different levels [21] and varies within an utterance [22], [23], which poses a challenge for accurate accent modeling. To describe an accent, knowledge of the phoneme level speech units is important as accent features [24]. Different acoustic correlates for accent rendering show considerable differences on the phoneme level. The variations of vowel formants are different across accents [25], [26]. The pitch pattern has different pitch ranges on different phonemes [27], [28], and pitch variations on the phoneme level have greater effects on accent characteristics than the utterance level variations [29]. Additionally, phoneme duration varies between different phonemes, and the difference in vowel duration is more obvious than that in consonant duration for accented speech [27]. To summarize, accent attributes on phonemes significantly contribute to accent perception, which distinguishes accented TTS from typical expressive TTS and multi-speaker TTS. Based on the above analysis, we propose a multi-scale accent modeling with disentangling method that describes accents at different levels for multi-speaker multi-accent speech synthesis.

The proposed method aims to address accent variations at both global (utterance level) and local (phoneme level) scales by using the Mel-spectrogram as input to learn accent characteristics. Both are supervised by individual accent classifications to extract accent-discriminative embeddings at multiple scales as comprehensive accent features. The global accent feature serves as an overall representation and foundation for

accented speech. It captures high level accent features associated with dominant phonological characteristics and general prosodic patterns. However, the global accent feature may lack details of accent variations, such as pronunciation patterns of phonemes and prosodic variations of speech segments. This can result in synthesizing speech of multiple accents with a flat prosody. To address this issue, the local accent modeling is introduced to produce local accent features, highlighting fine-grained acoustic variations presented in phoneme level units of accented speech. The local accent features are intended to showcase stress, intonation, and duration on the phoneme level within an accented utterance. Furthermore, to enable flexible multi-speaker multi-accent speech synthesis, speaker-independent accent modeling is crucial and necessary. Considering the intrinsic entanglement between accent and speaker identities, individual domain adversarial training (DAT) with speaker classifications is incorporated within both global and local accent modeling to disentangle residual speaker information. Consequently, we obtain speaker-independent and accent-discriminative embeddings at both global and local scales, enabling separate control of speakers and accents in synthesized speech.

The proposed accent modeling strategy extracts multi-scale accent features from accented speech, however, a practical multi-speaker multi-accent TTS should be able to synthesize accented speech directly from text inputs. To address this, we propose a local accent prediction model conditioned on the global accent feature and supervised by local accent features. As a result, the local accent prediction model is able to predict local accent features from phoneme inputs during inference. Overall, contributions of this paper are summarized as follows:

- We propose an accent modeling approach at both global and local scales, generating multi-scale accent-discriminative embeddings to comprehensively describe accent variations for accented TTS.
- The speaker-independent multi-scale accent modeling, achieved by the DAT algorithm, enables separate control of speakers and accents for multi-speaker multi-accent speech synthesis.
- The proposed framework is shown to outperform the typical style modeling baselines and the effectiveness of each system component, i.e., global accent modeling, local accent modeling, and speaker disentanglement is analyzed.

The rest of the paper is organized as follows. In Section II, we introduce related work to set the stage of this study. Our proposed framework and method are presented in Section III. The experimental setup and result analysis are shown in Section IV and Section V, respectively. Section VI discusses limitations of this study and possible future work. This paper is concluded in Section VII.

II. RELATED WORK

This section first reviews related works on expressive TTS, as accented TTS has relationships with expressive TTS in some aspects. We then review studies related to accented TTS.

A. Expressive TTS

Typical expressive TTS [30], [31] aims to transfer the style from a source speaker to another target speaker. A modified multi-speaker VAE TTS model with cycle consistency is presented in [32]. They build a separated variational style encoder upon the existing TTS model for an unpaired path. The effectiveness of the proposed model is demonstrated on intra-speaker, inter-speaker, and unseen speaker style transfer for both parallel and unparallel transfer. Learning disentangled representations from style dimensions is a popular approach. An et al. [33] propose a disentangled approach between style and speaker representations with specifically designed training objectives including reconstruction, adversarial, style distortion, cycle consistency, and style and speaker classification losses. Their proposed framework is shown to be effective in seen and unseen style transfer TTS. Whitehill et al. [34] propose the adversarial cycle consistency training to learn disentangled style and speaker embeddings. They demonstrate that the adversarial cycle consistency training scheme is able to transfer emotions with high emotion accuracy across datasets with different speakers. Li et al. [35] propose an emotion disentangling module that disentangles speaker information from utterance level emotion embedding by orthogonal loss. Experiments show the effectiveness of the speaker-irrelevant emotion embedding on cross-speaker emotion transfer.

The works mentioned above handle style and speaker representations separately, allowing for the effective transfer of the source speaker’s style to the target speaker in TTS. However, they primarily focus on style and emotion rather than accent. The generation of high-quality multi-accent speech with different target speakers’ voices has not been adequately explored. Additionally, the above works perform style modeling and extraction based on classifications on the utterance level, which may not be ideal for accented TTS. The similarity between the expressive speech from native speakers and accented speech lies in global variations, specifically significant differences across all categories. However, another important aspect of accents is the variations on the segmental level, such as differences between phonemes. Modeling accents at the local scale is essential for capturing accent characteristics. Although fine-grained style modeling has been studied in [36], [37], their approaches focus on emotion rather than accent. In this paper, we focus on accent modeling and investigate how to control accent and speaker attributes flexibly and accurately for multi-speaker multi-accent TTS.

B. Accented TTS

An accented TTS system aims to generate target accented speech from text inputs. Zhou et al. [38] propose an accented TTS framework consisting of an accented front-end and an accented acoustic model with integrated pitch and duration predictors. They demonstrate that their proposed accented front-end and accented acoustic model with limited training data contribute to the phonetic and prosodic variation of accented speech, respectively. Zhang et al. [39] introduce an additional module to learn the accented phoneme embedding by mapping native speech to accented speech. However, these two methods

focus on the fine-tuning of a single accent with limited data. Lee et al. [40] investigate linguistic characteristics of L2 accents in terms of vowel space analysis. They compare the shared and non-shared vowels in a language pair by evaluating the accuracy and compactness of the vowels. Their empirical studies show that the non-shared vowels in a language pair are more prone to L2 accents. Tinchev et al. [41] present an accent modeling approach based on data augmentation and does not require an accent-specific TTS front-end. The augmented data of the target accent is achieved with a voice conversion task, and then they build a multi-speaker multi-accent TTS system with the real and synthetic data. Nguyen et al. [42] present a TTS framework for synthesizing speech with multiple accents by weight factorization approach. Zhang et al. [43] propose a multi-accent TTS by fine-tuning a pre-trained native English TTS with an accent classification loss on the encoder. The multi-accent encoder is controlled by the accent identity in the encoder input. However, the accent identity lacks detailed accent representations.

Developing a controllable accented TTS has also been investigated. Melechovsky et al. [44] build an accented TTS system based on the multi-level VAE with adversarial learning to learn accent and speaker representations. However, the learned accent representation is only on the utterance level. Liu et al. [45] present a method of explicit intensity control for accented TTS. They control the accent intensity on both utterance and phoneme levels, and experiments show the effectiveness of their proposed system on accent rendering. However, their method focuses on accent intensity control, instead of multi-speaker multi-accent speech synthesis. Additionally, accent transfer with accent-related acoustic correlates from a source speaker to a target speaker has been investigated [46]. However, such a method relies on reference accented speech, which limits the practical application scenarios for multi-accent TTS.

Overall, fine-grained and accurate accent modeling for multi-speaker multi-accent speech synthesis has not been extensively studied in the above works. In this paper, motivated by the above studies on accented TTS, we investigate a comprehensive accent modeling approach that describes accent variations at both global and local scales in a TTS system. The proposed method produces multi-scale accent-discriminative information for high-quality multi-accent speech synthesis.

III. METHODOLOGY

Our proposed multi-speaker multi-accent TTS framework is shown in Fig. 1. It consists of four parts, an acoustic model (AM) and three conditioning models, i.e., global accent disentangling model (GADM), local accent disentangling model (LADM), and local accent prediction model (LAPM), to address accents at different scales. The encoder-decoder-based AM aims to predict the Mel-spectrogram from the phoneme sequence, serving as the backbone of our TTS framework. The GADM and LADM produce accent features at global and local scales, respectively, while the LAPM predicts the local accent features from the phoneme sequence.

In this section, AM, GADM, LADM, and LAPM with their objective functions are introduced respectively. The train-

ing and inference procedures for multi-speaker multi-accent speech synthesis are also presented.

A. Acoustic Model

We adopt an E2E TTS architecture, Tacotron 2 [4], as the AM. We define the multi-speaker multi-accent training data as $\{X, Y, A, S\}$, where X is the phoneme sequence $X = \{x_1, x_2, \dots, x_L\}$ with sequence length L , Y is the acoustic feature, Mel-spectrogram, $Y = \{y_1, y_2, \dots, y_T\}$ with frame length T , A and S indicate accent and speaker labels, respectively.

The phoneme sequence input X is passed to the text encoder, which consists of a phoneme embedding table, three 1D convolutional neural networks (CNNs) and a bidirectional long short-term memory (LSTM). The text encoder converts the phoneme sequence into a latent phoneme embedding sequence $H_T = \{h_1, h_2, \dots, h_L\}$ as text features, which is further conditioned on accent representations to control the accent in synthesized speech. The entire encoding process is formulated as follows:

$$\begin{aligned} H_T &= f_T(X) \\ H_G &= f_G(Y, A, S) \\ H_L &= f_L(Y, A, S, F) \end{aligned} \quad (1)$$

where f_T , f_G , and f_L indicate the function of the text encoder, GADM, and LADM, respectively. F denotes the force-alignment between phoneme and Mel-spectrogram. H_G and H_L denote accent features at global and local scales. The final encoded representation H is the combination of H_T , H_G , and H_L . In this way, the framework enables to encode text features from phoneme inputs and multi-scale accent features from target accented speech.

The attention-based decoder is shown in Fig. 2 (d). The speaker identity is controlled by the speaker embedding vector H_S as a conditional input to the decoder. Specifically, we concatenate the speaker embedding on the input and output of the decoder recurrent neural network (RNN) at each frame step. Such a combination mitigates the influence of speaker information on the attention mechanism, so that the attention mechanism focuses on the encoded accent features to learn the essential phoneme duration. Overall, the decoder consumes the final encoder output H to predict the Mel-spectrogram and the stop token label, as in [4]. We denote the objective function of the AM as \mathcal{L}_{Taco2} .

B. Global Accent Disentangling Model

The GADM aims to provide the utterance level accent embedding vector H_G as an accent feature at the global scale. It reflects the average prosodic fluctuation over time for an utterance. To achieve the speaker-independent accent modeling at the global scale, we design the GADM based on two tasks during training, an accent classification that provides the accent-discriminative embedding and an adversarial speaker classification that disentangles speaker information. In this way, the GADM produces a speaker-independent accent embedding vector H_G .

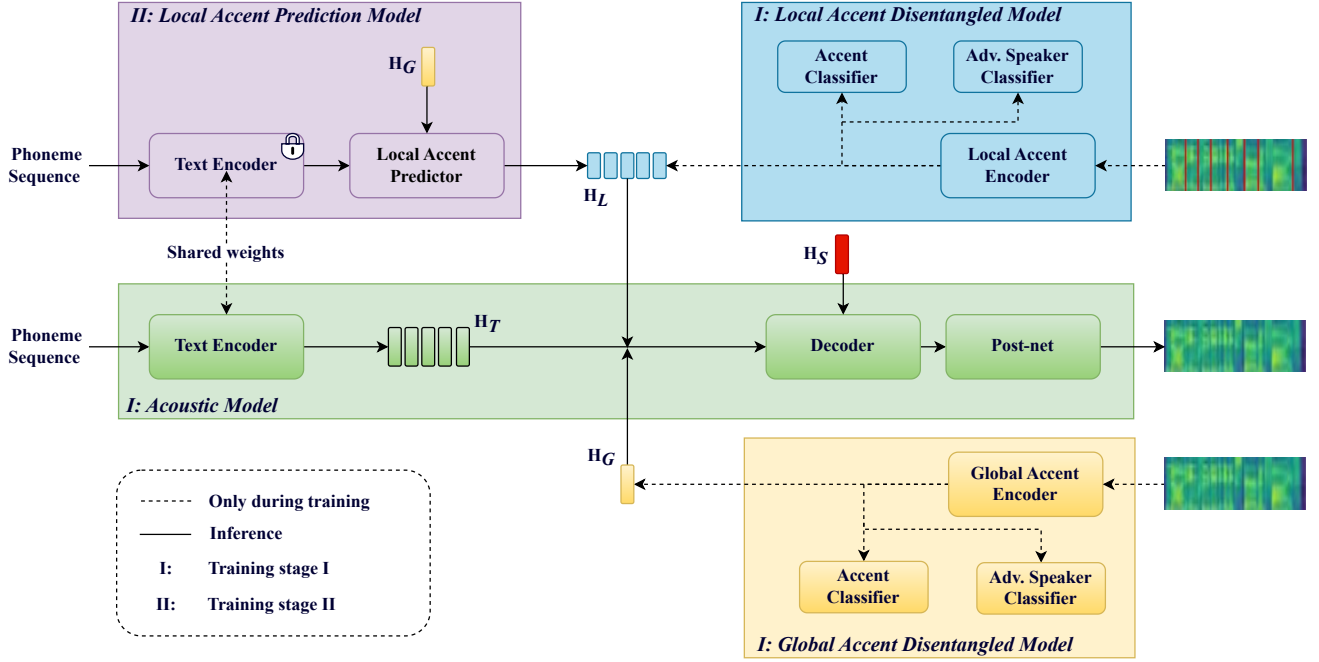


Fig. 1. The architecture of the proposed multi-speaker multi-accent TTS framework. The speaker encoder and neural vocoder are pre-trained before TTS training, and they are not shown in this figure for the simplicity. The text encoder has the shared weights as that in the AM of the training stage I, and it is frozen during the training stage II.

The global accent encoder is shown in Fig. 2 (a). The input Mel-spectrogram is passed to two 1D CNNs with ReLU activation, layer normalization, and dropout. The average pooling operation is applied to this CNN stack output on the time axis to obtain a single vector representing the utterance level variation. Two fully connected (FC) layers are further used as addition transformations to obtain H_G . We apply an L2 normalization to H_G to increase its generalizability. The accent classifier consisting of an FC layer and a softmax layer determines the probability of accent categories. The training objective function for the accent classifier \mathcal{L}_{G_ac} is defined as the cross-entropy (CE) between the predicted accent and the target accent identities. The CE loss is calculated as follows:

$$\mathcal{L}_{CE} = - \sum_{i=1}^N \log(p(X_i | \hat{X}_i)) \quad (2)$$

where N is the number of categories, and $p(X_i | \hat{X}_i)$ is the softmax output, i.e., the probability that the predicted label \hat{X}_i belongs to the corresponding target label X_i .

The adversarial speaker classifier is achieved by a gradient reversal layer (GRL) between the global accent encoder and the speaker classifier. This allows the model to minimize the classification loss of the speaker classifier to reversely optimize the global accent encoder. In this way, the H_G cannot distinguish identities of speakers. The speaker classifier consists of an FC layer and a softmax layer to output the probability of an equal number to speaker categories. The loss function $\mathcal{L}_{G_adv_sc}$ is the CE as in Equation 2.

C. Local Accent Disentangling Model

Similar to the GADM, the LADM contains a local accent encoder, an accent classifier, and an adversarial speaker clas-

sifier. However, the difference is that the LADM is designed to obtain the phoneme level accent embedding sequence H_L as accent features at the local scale, which are associated with the phoneme level text encoder. It is assumed that the extracted H_L contains fine-grained accent variations on the pronunciation and prosody between phonemes. The LADM serves as a complement to the GADM to comprehensively describe complex accent features.

The local accent encoder takes the Mel-spectrogram and force-aligned phoneme boundaries as inputs, as shown in Fig. 2 (b). Two 1D CNNs with ReLU activation, layer normalization, and dropout are followed by a GRU layer to extract the acoustic conditions at the frame level. The phoneme level hidden representation is obtained by the average pooling on the frame level acoustic conditions over each phoneme according to phoneme boundaries. To represent the phoneme level prosody information in a compact space as [47], we project the phoneme level hidden representation into a low-dimensional vector through an FC layer to obtain the H_L . L2 normalization is applied to the sequence H_L on each vector to make the sequence more predictable.

The accent classifier takes H_L as the input to classify accent categories. We take into account that not all phoneme representations differ across accents, i.e., some phonetic information is shared across accents [48]. Therefore, it is not an ideal option to categorize the entire speech representation at the phoneme level into different accent categories. To solve this problem, an LSTM layer is used in the accent classifier to convey sequential variations within an utterance to the final LSTM state, which is then passed to an FC layer and a softmax layer to produce the probability of accent identities. The loss function \mathcal{L}_{L_ac} is the CE as in Equation 2. Another adversarial

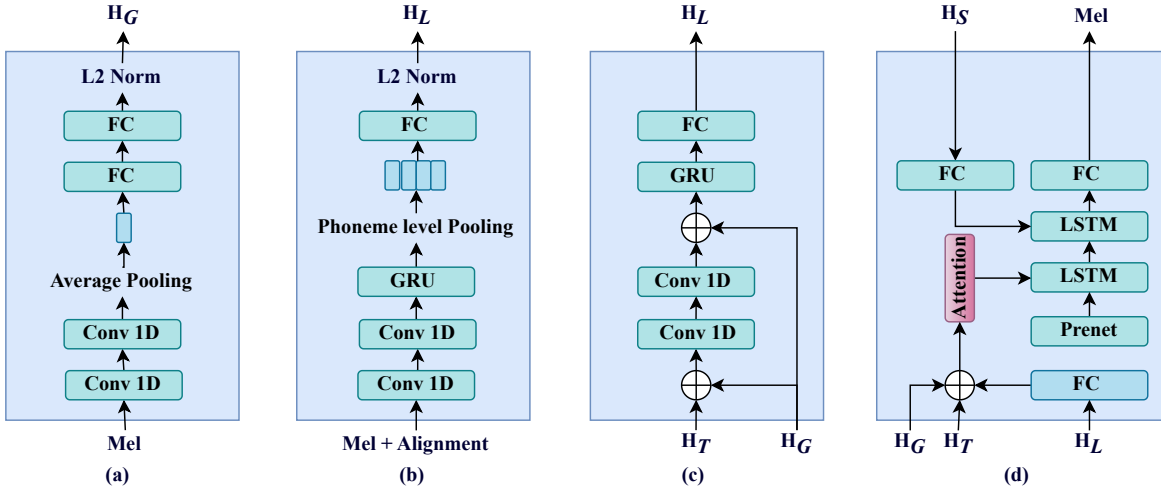


Fig. 2. (a) Global accent encoder. (b) Local accent encoder, where alignment means force-aligned phoneme boundaries. (c) Local accent predictor. (d) Decoder.

speaker classifier, which has the same model architecture as that in the GADM, is used in the LADM to disentangle speaker information from the H_L . However, we perform the disentanglement on each embedding vector of the sequence H_L . The loss function $\mathcal{L}_{L_adv_sc}$ is the CE as in Equation 2.

D. Local Accent Prediction Model

To eliminate the need of dependency on the reference accented speech during inference, we propose the LAPM to predict local accent features H_L from the phoneme sequence. It consists of a text encoder and a local accent predictor. The text encoder has the same architecture as that in the AM and the local accent predictor is shown in Fig. 2 (c). To enable predictions of multiple accents, the global accent feature H_G from the GADM is conditioned on the local accent predictor to control the predicted outputs for different accent categories. The local accent features H_L from the LADM serve as the target for training the LAPM.

Overall, the local accent predictor takes both the latent phoneme embedding sequence H_T from the text encoder and the H_G as inputs to predict the target H_L . The proposed local accent predictor consists of two 1D CNNs with ReLU activation, layer normalization, and dropout, followed by a GRU layer and an FC layer, as shown in Fig. 2 (c). The loss function $\mathcal{L}_{predict}$ is defined as the mean squared error (MSE) between the predicted output \hat{H}_L and the target H_L .

E. Training Stage

The proposed TTS framework includes two training stages. 1) Joint training of the AM, GADM, and LADM with the total objective functions defined as follows:

$$\mathcal{L}_{train_TTS} = \alpha\mathcal{L}_{Taco2} + \beta\mathcal{L}_{G_ac} + \gamma\mathcal{L}_{G_adv_sc} + \delta\mathcal{L}_{L_ac} + \epsilon\mathcal{L}_{L_adv_sc} \quad (3)$$

where α , β , γ , δ , and ϵ are parameters to balance the weights of different losses. 2) Only the training of the LAPM to predict the H_L with the objective function $\mathcal{L}_{predict}$. We extract both H_G and H_L of the training data from the pre-trained GADM

and LADM, respectively. The text encoder has the shared weights as that in the pre-trained AM and is frozen during the LAPM training.

F. Inference Stage

Our proposed framework synthesizes accented speech directly from phoneme inputs by the LAPM, as shown in Fig. 1. By disentangling speaker information on the GADM, the global accent feature H_G across different utterances within the same accent category converges more closely. Therefore, we use a single embedding vector H_{Avg_G} to represent all the H_G of an accent category during inference. Specifically, H_{Avg_G} is taken as the average of H_G extracted from all training utterances of each accent.

IV. EXPERIMENTAL SETUP

We perform extensive experiments on an accented English speech corpus and evaluate the performance objectively and subjectively. In this section, the database used for experiments, implementation details, and the evaluation method are presented.

A. Database

We use the accented English speech corpus L2-ARCTIC [49] for all experimental TTS frameworks during both training and inference. This corpus includes 24 speakers from 6 accents, i.e., Arabic (AR), Mandarin (ZH), Hindi (HI), Korean (KO), Spanish (ES), and Vietnamese (VI), each of which is recorded by 4 different speakers. The training, validation, and test sets are divided into 23075, 1200 (50 per speaker), and 2400 (100 per speaker) utterances, respectively. The text transcriptions of the L2-ARCTIC corpus are parallel except for a few utterances. The phoneme sequence and force-aligned phoneme boundaries are provided by the speech corpus. We trim the silence at the beginning and end of each utterance. All speech signals are downsampled at 16 kHz, and the 80-dimensional Mel-spectrogram is extracted with 50 ms frame length and 12.5 ms frame shift.

B. Implementations

Our TTS backbone AM architecture follows [4]. Each TTS system is trained for 600k steps and the LAPM is trained for 200k steps. All systems are optimized with the Adam optimizer [50] and the batch size of 32. The initial learning rate starts at $1e-3$ and decreases to $1e-5$. The parameters in Equation 3 are set to 1, 1, 0.02, 1, 0.02 for α , β , γ , δ , and ϵ , respectively. The 256-dimensional speaker embedding is extracted from a pre-trained speaker encoder¹ and combined with the TTS decoder in the same way for all compared TTS systems. For a fair comparison, we use a neural vocoder, Parallel WaveGAN [51], to synthesize the speech waveform from the reconstructed Mel-spectrogram for all TTS systems. The Parallel WaveGAN is pre-trained on the CSTR_VCTK [52] speech corpus. The following TTS systems are implemented for the comparison:

- **GST:** This is the TTS system that AM conditions on the style embedding from the GST model [19]. We set the number of token layers to six, the same as training accent categories.
- **VAE:** This is the TTS system that AM conditions on the style latent representation from a VAE model [20].
- **GADM:** This is the TTS system that AM conditions on the utterance level accent embedding H_G from the GADM.
- **MSAM:** This is the TTS system that AM conditions on the multi-scale accent embeddings obtained from GAM and LAM, where no speaker disentanglement is performed. Note that this system needs the reference speech during inference, since the LAPM is not involved in this system.
- **MSADM:** This is the proposed TTS system that the AM conditions on GADM and LADM, producing multi-scale speaker-independent and accent-discriminative embeddings H_G and H_L , respectively. The LAPM is trained and used during inference.

Note that for GST and VAE, the average vector of style embeddings across all training data of an accent category is used during inference, similar as the H_{Avg_G} for GADM.

C. Evaluation Methods

We use both objective and subjective metrics to evaluate synthesized accented speech. In our experiments, all target speakers are foreign-accented speakers from the L2-ARCTIC corpus. Synthesizing multi-speaker multi-accent speech involves synthesizing voices of multiple speakers with their own accents, (inherent-accent), as well as with different accents (cross-accent). We focus on both two inference scenarios for comprehensive evaluations.

Since all speakers in the L2-ARCTIC corpus have only one accent, we create combinations of accent and speaker identities for multi-speaker cross-accent speech synthesis. The target speakers are randomly selected as a male speaker *BWC* and a female speaker *LXC* from the Mandarin accent, and the other 5 different accents are regarded as the accents to be synthesized.

We synthesize 100 utterances of the test set for each target speaker, a total of 1000 synthesized speech samples.

1) *Objective evaluation:* When we have the ground truth of synthesized accented speech, we objectively evaluate the aspects of speech quality and accent similarity. Before the evaluations, dynamic time warping (DTW) [53] is used to align the synthesized speech and ground truth to the same length. In practice, the Mel-cepstral distortion (MCD) [54] is utilized to assess the speech quality. MCD measures the distance between the Mel-cepstrum extracted from the synthesized speech and ground truth. A lower MCD value indicates the better speech quality. We evaluate accent similarity based on two important elements of accents, pitch and duration. The root mean squared error (RMSE) [55] and Pearson’s correlation coefficient [56] of the fundamental frequency (F_0) are calculated to assess pitch variations between the synthesized speech and ground truth, where the entire F_0 sequence is used for the evaluation. We extract the F_0 from speech waveforms using pyworld². A lower F_0 RMSE indicates the lower pitch amplitude error, while a higher F_0 correlation means the higher similarity of the pitch trajectory. The duration distortion is evaluated using the frame disturbance (FD) [57] on the aligned path from the DTW results. A lower FD value suggests more precise duration reconstruction.

The cosine similarity (COS) [58] is calculated between two embedding vectors to evaluate their similarities. The value of COS closer to 1 indicates a higher similarity. We calculate speaker COS on the utterance level speaker embedding extracted from the synthesized speech and ground truth to evaluate the speaker similarity. We also utilize the COS metric to analyze the distribution of extracted accent embeddings in the component analysis of Section V. C.

2) *Subjective evaluation:* We conduct the subjective evaluation by the human listening test. We recruit 20 subjects on Amazon Mechanical Turk³ to participate in the listening test.⁴ All participants are from the United States and each of them is paid until they have completed. The mean opinion score (MOS) [59] and XAB preference tests are utilized to evaluate synthesized accented speech. In each listening experiment, 6 groups of utterances randomly selected from the test set are provided for evaluation of each accent. In accent and speaker similarity tests, listeners are instructed to only pay attention to the accent similarity or speaker similarity, and ignore the speech content and the quality of the synthesized samples.

i) *MOS test:* MOS test assesses speech quality in terms of naturalness (NMOS), accent similarity (AMOS), and speaker similarity (SMOS). In the NMOS test, participants are required to rate the given audios based on speech naturalness. The optional score ranges from 1 to 5 with intervals of 0.5, where 1 = bad, 2 = poor, 3 = fair, 4 = good, 5 = excellent. In the AMOS and SMOS tests, participants are required to listen to the reference speech first, then rate provided speech samples only according to the similarity of the accent or speaker compared

²<https://pypi.org/project/pyworld/>

³<https://www.mturk.com>

⁴All speech samples are available at: <https://xuehao-marker.github.io/MSMA-TTS/>

¹<https://github.com/resemble-ai/Resemblyzer>

TABLE I
OBJECTIVE EVALUATION RESULTS OF COMPARISONS BETWEEN THE PROPOSED TTS FRAMEWORK AND TWO BASELINES IN TERMS OF SPEECH QUALITY AND ACCENT SIMILARITY.

	MCD [dB]			F0 RMSE [Hz]			F0 Correlation			FD [Frame]		
	GST	VAE	MSADM	GST	VAE	MSADM	GST	VAE	MSADM	GST	VAE	MSADM
AR	8.33	8.33	8.04	70.27	68.09	66.86	0.665	0.681	0.697	25.29	21.96	17.41
ZH	8.12	8.1	7.83	57.95	56.34	54.88	0.705	0.72	0.736	27.83	23.22	19.5
HI	8.2	8.11	7.92	74.86	74.17	73.45	0.654	0.669	0.679	20.68	17.15	14.03
KO	8.17	8.26	8.02	68.39	66.38	65.11	0.697	0.704	0.718	21.33	17.08	15.4
ES	7.6	7.85	7.54	62.02	62.8	61.11	0.68	0.681	0.699	31.08	28.23	23.5
VI	8	7.91	7.34	66.94	66	62.29	0.693	0.705	0.737	27.47	25.19	20.38
AVG	8.07	8.1	7.78	66.74	65.63	63.95	0.682	0.693	0.711	25.61	22.14	18.37

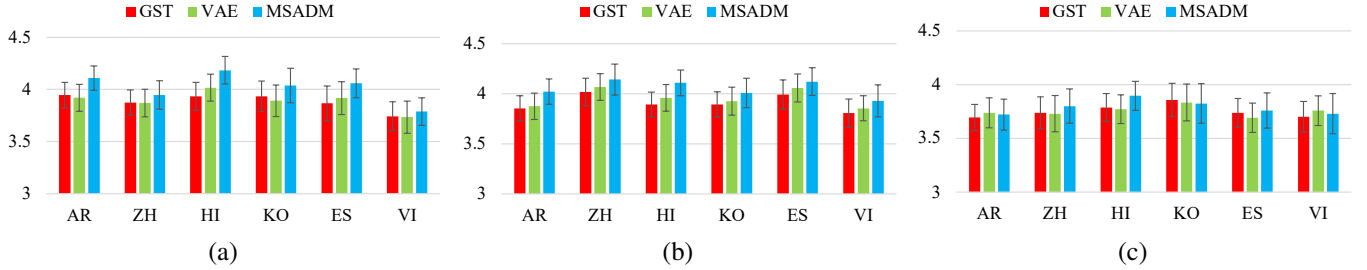


Fig. 3. Subjective evaluation results in multi-speaker inherent-accent speech synthesis scenario. (a) NMOS test. (b) AMOS test. (c) SMOS test. All presented scores are with 95% confidence intervals.

TABLE II
SPEAKER COS RESULTS OF COMPARISONS BETWEEN THE PROPOSED TTS FRAMEWORK AND TWO BASELINES.

	Multi-speaker inherent-accent			Multi-speaker cross-accent		
	GST	VAE	MSADM	GST	VAE	MSADM
AR	0.888	0.89	0.899	0.866	0.907	0.857
ZH	0.893	0.907	0.913	-	-	-
HI	0.868	0.885	0.895	0.868	0.904	0.842
KO	0.906	0.902	0.907	0.865	0.905	0.849
ES	0.908	0.906	0.911	0.908	0.906	0.879
VI	0.888	0.901	0.904	0.873	0.904	0.858
AVG	0.892	0.899	0.905	0.876	0.905	0.857

to the reference speech. The range of scores is the same as that in the NMOS test.

ii) *XAB preference test*: XAB preference test evaluates accent similarity and speaker similarity. X represents the reference speech, while A and B are speech samples from two compared systems. Listeners are asked to listen to the reference speech first, and then choose a sample that is more similar to the reference speech from A and B according to the accent similarity or speaker similarity.

V. EXPERIMENTAL RESULTS

In this section, we present the results of the comparison between the proposed framework and the baselines in both two inference scenarios. We also analyze the effects of different components of the proposed framework on multi-speaker multi-accent speech synthesis.

A. Multi-speaker inherent-accent speech synthesis

We first objectively evaluate synthesized accented speech in terms of speech quality and accent rendering, since we have

the ground truth in this scenario. The results of MCD, $F0$ RMSE, $F0$ correlation, and FD are shown in Table I. We have three observations. 1) MSADM outperforms GST and VAE for MCD, suggesting that the proposed method improves speech quality. 2) It is obvious that MSADM achieves the lowest $F0$ RMSE and the highest $F0$ correlation among the three compared systems. This demonstrates that the multi-scale accent modeling provides essential acoustic correlates that are beneficial for the pitch reconstruction. 3) MSADM achieves significantly better performance than VAE, followed by GST for FD. This indicates that the proposed method contributes to duration prediction of accented speech. The observations regarding pitch and duration highlight the superiority of the proposed framework over the baselines for accent expressions, revealing that GST and VAE lack detailed descriptions for accented speech. These observations are consistent across all accents, although the extent of improvement varies among different accents, likely due to the inconsistent levels of variations across accents. We also calculate speaker COS to evaluate speaker similarity, as shown in Table II. All systems achieve high speaker similarity, with MSADM slightly outperforming others, which suggests that our system maintains the target speaker's voice.

The subjective results of NMOS, AMOS, and SMOS tests are shown in Fig. 3. We are glad to observe that the overall performance of MSADM achieves higher scores than GST and VAE for both NMOS and AMOS tests, indicating that the proposed framework contributes to improved speech quality and accent expressions, which is consistent with observations from objective evaluations. In the SMOS test results, all systems show comparable performance for speaker similarity. Based on speech quality, accent expressions, and speaker similarity, we can conclude that MSADM is the optimal system in this

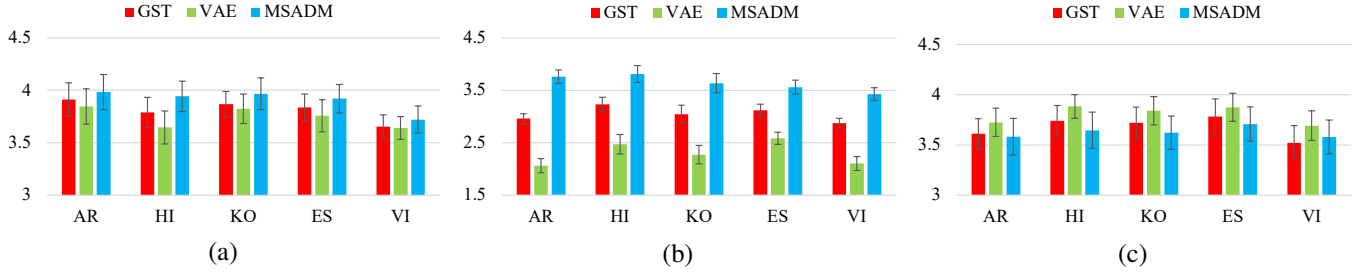


Fig. 4. Subjective evaluation results in multi-speaker cross-accent speech synthesis scenario. (a) NMOS test. (b) AMOS test. (c) SMOS test. All presented scores are with 95% confidence intervals.




Fig. 5. The distribution of the utterance level embeddings extracted from different models using ground truth accented speech. (a) GST. (b) VAE. (c) MSADM.

scenario.

B. Multi-speaker cross-accent speech synthesis

The subjective results of NMOS, AMOS, and SMOS tests are shown in Fig. 4. It is noted that the overall scores of both NMOS and AMOS tests are lower than those in the multi-speaker inherent-accent speech synthesis scenario as shown in Fig. 3. This is reasonable since the multiple accents synthesized have not been seen by the target speaker during training. In Fig. 4 (a), it can be seen that MSADM consistently achieves the highest NMOS scores, indicating that MSADM is able to generate speech with better speech quality. Similar results are observed in Fig. 4 (b), where MSADM synthesizes speech with improved accent similarity compared with GST and VAE. We observe that VAE has limited ability for accent rendering, and accent expressions in generated speech samples are significantly influenced by the target speaker’s own accent. This suggests that the learned latent space from an unsupervised VAE struggles to represent accent characteristics.

Regarding speaker similarity, the objective speaker COS results are presented in Table II. From the average results, it can be seen that VAE achieves the highest speaker COS, followed by GST and MSADM. The similar conclusion can be drawn from Fig. 4 (c), showing that VAE has the highest speaker similarity. However, the significantly lowest AMOS scores of VAE as shown in Fig. 4 (b) indicate its weakness on multi-speaker cross-accent speech synthesis. Overall, the results show the superior performance of MSADM on multi-speaker cross-accent speech synthesis, improving speech quality and accent expressions, although it has compromises in speaker similarity. The results also prove the effectiveness of LAPM on predicting local accent features.

When comparing GST, VAE, and MSADM, the difference lies in the encoded embedding vector obtained from the Mel-spectrogram. To further investigate the performance differences of these systems on accent expressions, the distribution of learned embeddings from each system is visualized in Fig. 5. Each data point represents an utterance level embedding vector extracted from ground truth accented speech by GST, VAE, and MSADM, respectively. The distance between two points reflects accent similarity of two accented speech. It is evident that for MSADM, all embeddings of the same accent clearly cluster together, while those of different accents have obvious boundaries. This suggests that MSADM produces accent-discriminative embeddings. In contrast, the clustering of embeddings from GST is irregular and not clustered clearly according to accent categories. However, VAE shows the worst performance in learning accent-related information. We observe that there are no recognizable clustering trends in the embedding vectors for different accent categories, indicating that the embeddings learned by VAE contain much less accent-discriminative information. This suggests the weakness of VAE on accent modeling, which may explain its significantly lowest AMOS scores shown in Fig. 4 (b). As a result, the speech generated from the VAE system may rely highly on the speaker embedding, which may be the reason for its highest SMOS scores shown in Fig. 4 (c).

C. Component Analysis

This section investigates the effects of each component of the proposed TTS framework, i.e., global accent modeling, local accent modeling, and speaker disentanglement, on multi-speaker multi-accent speech synthesis.

1) *Global Accent Modeling*: In the previous section, we analyze the distribution of the utterance level embedding

TABLE III
OBJECTIVE EVALUATION RESULTS OF COMPARISONS BETWEEN THE PROPOSED TTS FRAMEWORK AND GADM IN TERMS OF SPEECH QUALITY AND ACCENT SIMILARITY.

	MCD [dB]		F0 RMSE [Hz]		F0 Correlation		FD [Frame]	
	GADM	MSADM	GADM	MSADM	GADM	MSADM	GADM	MSADM
AR	8.24	8.04	68.77	66.86	0.681	0.697	21.37	17.41
ZH	7.95	7.83	56.37	54.88	0.721	0.736	21.54	19.5
HI	8.11	7.92	75.02	73.45	0.662	0.679	16.68	14.03
KO	8.15	8.02	67	65.11	0.699	0.718	15.73	15.4
ES	7.76	7.54	63.3	61.11	0.684	0.699	27.71	23.5
VI	7.69	7.34	64.84	62.29	0.714	0.737	24.68	20.38
AVG	7.98	7.78	65.88	63.95	0.692	0.711	21.29	18.37

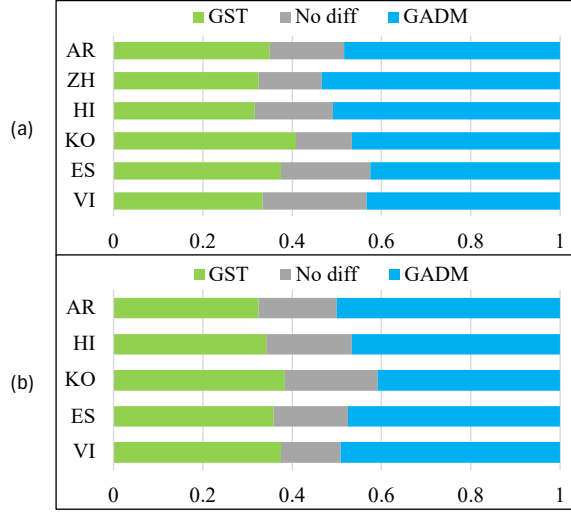


Fig. 6. XAB preference test results in terms of accent similarity of GST and GADM in both two inference scenarios. (a) multi-speaker inherent-accent speech synthesis. (b) multi-speaker cross-accent speech synthesis.

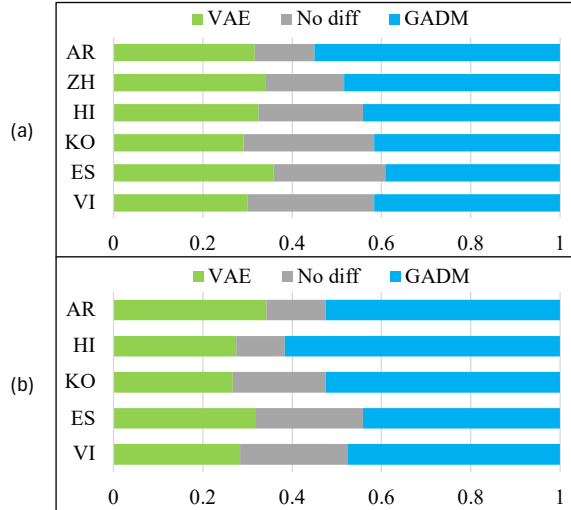


Fig. 7. XAB preference test results in terms of accent similarity of VAE and GADM in both two inference scenarios. (a) multi-speaker inherent-accent speech synthesis. (b) multi-speaker cross-accent speech synthesis.

vector in terms of accent categories for our system and two baselines. We further conduct XAB preference tests in terms of accent similarity, comparing GADM with two baselines

TABLE IV
SPEAKER COS RESULTS OF COMPARISONS BETWEEN THE PROPOSED TTS FRAMEWORK AND MSAM.

	AR	HI	KO	ES	VI	AVG
MSAM	0.825	0.779	0.835	0.868	0.819	0.825
MSADM	0.851	0.839	0.855	0.875	0.855	0.855

to understand the effectiveness of global accent modeling on accent expressions. The XAB preference results are shown in Fig. 6 and Fig. 7, respectively. We are glad to see that GADM achieves higher preference than GST and VAE for both multi-speaker inherent-accent and cross-accent speech synthesis scenarios, which suggests that GADM is effective for accented speech synthesis as it is supervised by an accent classifier. In Fig. 7 (a), we note that GADM outperforms VAE, especially on the Arabic accent, for accent rendering. However, from the objective evaluations of GADM in Table III and VAE in Table I, GADM achieves better performance for duration prediction while slightly lower performance for pitch reconstruction. We suspect that the higher XAB preference of GADM by human listeners may be influenced by various correlates, such as pronunciation and duration.

2) *Local Accent Modeling*: We compare MSADM and GADM to understand the effectiveness of local accent modeling on accent expressions. The objective metrics are calculated using the available ground truth under multi-speaker inherent-accent speech synthesis scenario, and the results are listed in Table III. It is obvious that MSADM performs better than GADM in terms of MCD, F_0 RMSE, F_0 Correlation, and FD for all accents, indicating that local accent modeling improves speech quality and accent expressions. Additionally, we conduct XAB preference tests to evaluate accent similarity, and the results are shown in Fig. 8. We observe the significant preference for MSADM over GADM in both two inference scenarios, with consistent results across all accents. This highlights the effectiveness and importance of local accent modeling for fine-grained accent expressions.

3) *Speaker disentanglement*: To explore the effects of the speaker disentanglement, we compare MSADM with MSAM in multi-speaker cross-accent speech synthesis scenario. For a fair comparison, MSADM also uses the reference speech and LAPM is not involved during inference. The objective speaker COS is calculated in Table IV. It is obvious that MSAM achieves significantly lower speaker similarity than

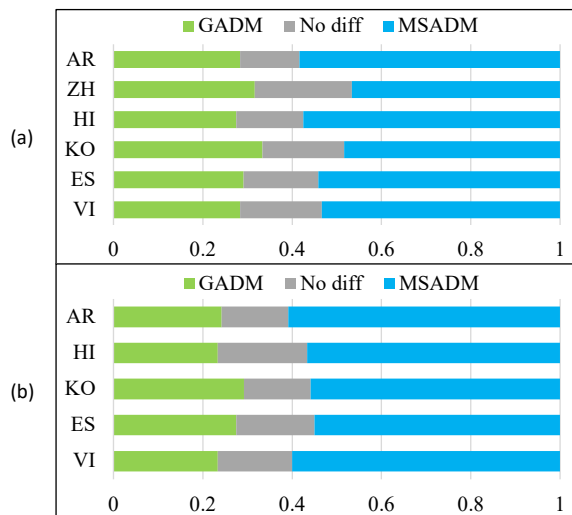


Fig. 8. XAB preference test results in terms of accent similarity of GADM and MSADM in both two inference scenarios. (a) multi-speaker inherent-accent speech synthesis. (b) multi-speaker cross-accent speech synthesis.

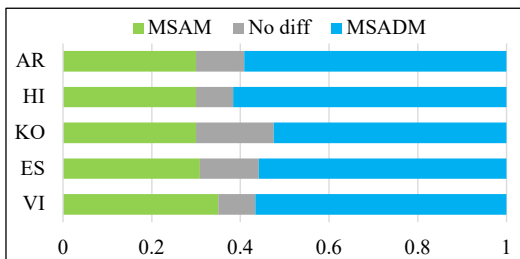


Fig. 9. XAB preference test results in terms of speaker similarity of MSAM and MSADM in multi-speaker cross-accent speech synthesis scenario.

MSADM. This can be explained that accent and speaker identities are highly entangled during the multi-scale accent modeling process. When extracting accent features from the Mel-spectrogram of a source speaker, the speaker identity is inherently included in the extracted multi-scale accent features for MSAM, leading to a deterioration in target speaker similarity. The XAB preference test in terms of speaker similarity is also conducted, and the results are presented in Fig. 9. We observe that MSADM is noticeably preferred over MSAM, which aligns with the objective analysis. Overall, the speaker disentanglement by the DAT algorithm is effective to remove speaker information within the multi-scale accent modeling, which is beneficial for target speaker similarity.

We further visualize the utterance level accent embedding vector H_G extracted from MSADM and MSAM to understand the effects of speaker disentanglement on accent distributions. Fig. 10 illustrates the distribution of accent embeddings across 6 accents. For MSAM in the first row, it is evident that accent embeddings from different speakers within the same accent category are clearly distant from each other. In addition, accent embeddings from the same speaker form a clear boundary, suggesting a speaker-dependent accent embedding. In contrast, for MSADM in the second row, all embedding vectors converge closely within a single accent category, with speaker identity removed. The distribution of accent embeddings within the

TABLE V
ACCENT COS RESULTS OF COMPARISONS BETWEEN THE PROPOSED TTS FRAMEWORK AND MSAM.

	AR	ZH	HI	KO	ES	VI	AVG
MSAM	0.672	0.804	0.63	0.812	0.875	0.823	0.769
MSADM	1	0.999	0.999	1	0.998	0.999	0.999

same accent can also be measured using the COS metric, as shown in Table V. It is clearly observed that accent embeddings within the same accent category from MSADM exhibit higher similarities, suggesting a closer convergence compared to those in MSAM.

VI. DISCUSSION

Our proposed framework enables to synthesize multi-speaker multi-accent speech by individually controlling speakers and accents. We propose the approach of speaker-independent multi-scale accent modeling to describe accents, and control speakers using the speaker embedding. We evaluate our proposed method on multi-speaker multi-accent speech synthesis for seen speakers. However, the system performance for unseen speakers has not been investigated in this study. It is valuable to extend our proposed framework to zero-shot multi-speaker conditions, which is more beneficial and practical for user demands. Additionally, the performance of the proposed multi-scale accent modeling method on unseen accents has also not been studied, which could be a potential future research direction.

Furthermore, we use the phoneme level accent embedding sequence as accent features at the local scale. However, the effects of accent characteristics at other different levels, e.g., syllable or word levels, on accent expressions has not been studied in this work. Another potential future research direction is to investigate a more comprehensive and hierarchical accent modeling strategy by comparing the effectiveness at different levels such as syllable, phoneme, word, utterance, and category levels on accented speech reconstruction. Moreover, this work disentangles speaker identity from accent modeling. However, there are trade-offs between accent rendering and speaker similarity in multi-speaker cross-accent speech synthesis scenario. It is worth exploring how to synthesize high-quality cross-accent speech without compromising the target speaker similarity, which could be another possible future work.

Note that in this study, we use Tacotron 2 as the AM architecture. Our research focuses on investigating techniques that can be used for multi-speaker multi-accent TTS systems rather than being limited to a specific E2E model. Our approach is intended to be applicable to various TTS models, with Tacotron 2 serving as an illustrative example. In the future work, we plan to apply this accent modeling approach to other E2E TTS models.

VII. CONCLUSION

We present a multi-speaker multi-accent TTS framework with the speaker-independent accent modeling at both global

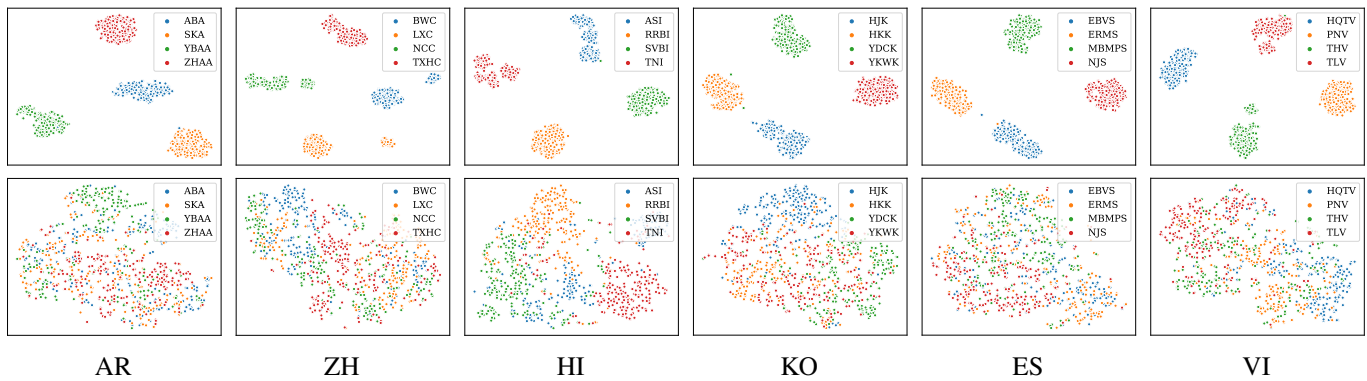


Fig. 10. The distribution of accent embeddings extracted from compared systems. The first row represents MSAM, while the second row indicates MSADM.

and local scales. The speaker-independent accent modeling allows for separate control of accents and speakers for multi-speaker multi-accent speech synthesis, and global and local accent modeling describe complex accent characteristics. Experiments demonstrate our proposed approach improves speech quality and accent expressions, while preserving an acceptable speaker similarity.

REFERENCES

- [1] H. Zen, K. Tokuda, and A. W. Black, "Statistical parametric speech synthesis," *speech communication*, vol. 51, no. 11, pp. 1039–1064, 2009.
- [2] H. Ze, A. Senior, and M. Schuster, "Statistical parametric speech synthesis using deep neural networks," in *2013 IEEE international conference on acoustics, speech and signal processing*. IEEE, 2013, pp. 7962–7966.
- [3] Y. Wang, R. Skerry-Ryan, D. Stanton, Y. Wu, R. J. Weiss, N. Jaitly, Z. Yang, Y. Xiao, Z. Chen, S. Bengio *et al.*, "Tacotron: Towards end-to-end speech synthesis," *Interspeech 2017*, 2017.
- [4] J. Shen, R. Pang, R. J. Weiss, M. Schuster, N. Jaitly, Z. Yang, Z. Chen, Y. Zhang, Y. Wang, R. Skerry-Ryan *et al.*, "Natural tts synthesis by conditioning wavenet on mel spectrogram predictions," in *2018 IEEE international conference on acoustics, speech and signal processing (ICASSP)*. IEEE, 2018, pp. 4779–4783.
- [5] N. Li, S. Liu, Y. Liu, S. Zhao, and M. Liu, "Neural speech synthesis with transformer network," in *Proceedings of the AAAI conference on artificial intelligence*, vol. 33, no. 01, 2019, pp. 6706–6713.
- [6] Y. Ren, C. Hu, X. Tan, T. Qin, S. Zhao, Z. Zhao, and T.-Y. Liu, "Fastspeech 2: Fast and high-quality end-to-end text to speech," *arXiv preprint arXiv:2006.04558*, 2020.
- [7] I. Elias, H. Zen, J. Shen, Y. Zhang, Y. Jia, R. Skerry-Ryan, and Y. Wu, "Parallel tacotron 2: A non-autoregressive neural tts model with differentiable duration modeling," *arXiv preprint arXiv:2103.14574*, 2021.
- [8] M. Chen, X. Tan, Y. Ren, J. Xu, H. Sun, S. Zhao, T. Qin, and T.-Y. Liu, "Multispeech: Multi-speaker text to speech with transformer," *arXiv preprint arXiv:2006.04664*, 2020.
- [9] Y. Fan, Y. Qian, F. K. Soong, and L. He, "Multi-speaker modeling and speaker adaptation for dnn-based tts synthesis," in *2015 IEEE international conference on acoustics, speech and signal processing (ICASSP)*. IEEE, 2015, pp. 4475–4479.
- [10] E. Casanova, J. Weber, C. D. Shulby, A. C. Junior, E. Gölge, and M. A. Ponti, "Yourtts: Towards zero-shot multi-speaker tts and zero-shot voice conversion for everyone," in *International Conference on Machine Learning*. PMLR, 2022, pp. 2709–2720.
- [11] Y. Jia, Y. Zhang, R. Weiss, Q. Wang, J. Shen, F. Ren, P. Nguyen, R. Pang, I. Lopez Moreno, Y. Wu *et al.*, "Transfer learning from speaker verification to multispeaker text-to-speech synthesis," *Advances in neural information processing systems*, vol. 31, 2018.
- [12] J. Yang, J.-S. Bae, T. Bak, Y. Kim, and H.-Y. Cho, "Ganspeech: Adversarial training for high-fidelity multi-speaker speech synthesis," *arXiv preprint arXiv:2106.15153*, 2021.
- [13] T. Piske, I. R. MacKay, and J. E. Flege, "Factors affecting degree of foreign accent in an l2: A review," *Journal of phonetics*, vol. 29, no. 2, pp. 191–215, 2001.
- [14] J. E. Flege, "Factors affecting degree of perceived foreign accent in english sentences," *The Journal of the Acoustical Society of America*, vol. 84, no. 1, pp. 70–79, 1988.
- [15] E. Reinisch and L. L. Holt, "Lexically guided phonetic retuning of foreign-accented speech and its generalization," *Journal of Experimental Psychology: Human Perception and Performance*, vol. 40, no. 2, p. 539, 2014.
- [16] L. Loots and T. Niesler, "Automatic conversion between pronunciations of different english accents," *Speech Communication*, vol. 53, no. 1, pp. 75–84, 2011.
- [17] T. Cho and J. M. McQueen, "Prosodic influences on consonant production in dutch: Effects of prosodic boundaries, phrasal accent and lexical stress," *Journal of Phonetics*, vol. 33, no. 2, pp. 121–157, 2005.
- [18] P. B. d. Mareüil and B. Vieru-Dimulescu, "The contribution of prosody to the perception of foreign accent," *Phonetica*, vol. 63, no. 4, pp. 247–267, 2006.
- [19] Y. Wang, D. Stanton, Y. Zhang, R.-S. Ryan, E. Battenberg, J. Shor, Y. Xiao, Y. Jia, F. Ren, and R. A. Saurous, "Style tokens: Unsupervised style modeling, control and transfer in end-to-end speech synthesis," in *International Conference on Machine Learning*. PMLR, 2018, pp. 5180–5189.
- [20] Y.-J. Zhang, S. Pan, L. He, and Z.-H. Ling, "Learning latent representations for style control and transfer in end-to-end speech synthesis," in *ICASSP 2019-2019 IEEE International Conference on Acoustics, Speech and Signal Processing (ICASSP)*. IEEE, 2019, pp. 6945–6949.
- [21] J. Vaissi re and P. B. de Mareüil, "Identifying a language or an accent: from segments to prosody," in *Workshop MIDL 2004*, 2004, pp. 1–4.
- [22] J. Terken, "Fundamental frequency and perceived prominence of accented syllables," *The Journal of the Acoustical Society of America*, vol. 89, no. 4, pp. 1768–1776, 1991.
- [23] J. Fletcher, E. Grabe, and P. Warren, "Intonational variation in four dialects of english: the high rising tune," *Prosodic typology: The phonology of intonation and phrasing*, pp. 390–409, 2005.
- [24] P. Angkittrakul and J. H. Hansen, "Advances in phone-based modeling for automatic accent classification," *IEEE transactions on audio, speech, and language processing*, vol. 14, no. 2, pp. 634–646, 2006.
- [25] C. I. Watson, J. Harrington, and Z. Evans, "An acoustic comparison between new zealand and australian english vowels," *Australian journal of linguistics*, vol. 18, no. 2, pp. 185–207, 1998.
- [26] J. H. Hansen and L. M. Arslan, "Foreign accent classification using source generator based prosodic features," in *1995 International Conference on Acoustics, Speech, and Signal Processing*, vol. 1. IEEE, 1995, pp. 836–839.
- [27] Q. Yan, S. Vaseghi, D. Rentzos, C.-H. Ho, and E. Turajlic, "Analysis of acoustic correlates of british, australian and american accents," in *2003 IEEE Workshop on Automatic Speech Recognition and Understanding (IEEE Cat. No. 03EX721)*. IEEE, 2003, pp. 345–350.
- [28] D. L. Bolinger, "A theory of pitch accent in english," *Word*, vol. 14, no. 2-3, pp. 109–149, 1958.
- [29] H. Ding, R. Hoffmann, and D. Hirst, "Prosodic transfer: A comparison study of f0 patterns in l2 english by chinese speakers," in *Speech Prosody*, vol. 2016, 2016, pp. 756–760.
- [30] S. Pan and L. He, "Cross-speaker style transfer with prosody bottleneck in neural speech synthesis," *arXiv preprint arXiv:2107.12562*, 2021.
- [31] S. Karlapati, A. Moinet, A. Joly, V. Klimkov, D. S ez-Trigueros, and T. Drugman, "Copycat: Many-to-many fine-grained prosody transfer for neural text-to-speech," *arXiv preprint arXiv:2004.14617*, 2020.

- [32] L. Xue, S. Pan, L. He, L. Xie, and F. K. Soong, "Cycle consistent network for end-to-end style transfer tts training," *Neural Networks*, vol. 140, pp. 223–236, 2021.
- [33] X. An, F. K. Soong, and L. Xie, "Disentangling style and speaker attributes for tts style transfer," *IEEE/ACM Transactions on Audio, Speech, and Language Processing*, vol. 30, pp. 646–658, 2022.
- [34] M. Whitehill, S. Ma, D. McDuff, and Y. Song, "Multi-reference neural tts stylization with adversarial cycle consistency," *arXiv preprint arXiv:1910.11958*, 2019.
- [35] T. Li, X. Wang, Q. Xie, Z. Wang, and L. Xie, "Cross-speaker emotion disentangling and transfer for end-to-end speech synthesis," *IEEE/ACM Transactions on Audio, Speech, and Language Processing*, vol. 30, pp. 1448–1460, 2022.
- [36] Y. Lei, S. Yang, X. Wang, and L. Xie, "Msemotts: Multi-scale emotion transfer, prediction, and control for emotional speech synthesis," *IEEE/ACM Transactions on Audio, Speech, and Language Processing*, vol. 30, pp. 853–864, 2022.
- [37] H. Tang, X. Zhang, N. Cheng, J. Xiao, and J. Wang, "Ed-tts: Multi-scale emotion modeling using cross-domain emotion diarization for emotional speech synthesis," *arXiv preprint arXiv:2401.08166*, 2024.
- [38] X. Zhou, M. Zhang, Y. Zhou, Z. Wu, and H. Li, "Accented text-to-speech synthesis with limited data," *IEEE/ACM Transactions on Audio, Speech, and Language Processing*, vol. 32, pp. 1699–1711, 2024.
- [39] M. Zhang, Y. Zhou, Z. Wu, and H. Li, "Zero-shot multi-speaker accent tts with limited accent data," in *2023 Asia Pacific Signal and Information Processing Association Annual Summit and Conference (APSIPA ASC)*. IEEE, 2023, pp. 1931–1936.
- [40] J. Lee, J.-S. Bae, S. Mun, H. Choi, J. Y. Lee, H.-Y. Cho, and C. Kim, "An empirical study on l2 accents of cross-lingual text-to-speech systems via vowel space," *arXiv preprint arXiv:2211.03078*, 2022.
- [41] G. Tinchev, M. Czarnowska, K. Deja, K. Yanagisawa, and M. Cotescu, "Modelling low-resource accents without accent-specific tts frontend," *arXiv preprint arXiv:2301.04606*, 2023.
- [42] T.-N. Nguyen, N.-Q. Pham, and A. Waibel, "Syntacc: Synthesizing multi-accent speech by weight factorization," in *ICASSP 2023-2023 IEEE International Conference on Acoustics, Speech and Signal Processing (ICASSP)*. IEEE, 2023, pp. 1–5.
- [43] M. Zhang, X. Zhou, Z. Wu, and H. Li, "Towards zero-shot multi-speaker multi-accent text-to-speech synthesis," *IEEE Signal Processing Letters*, 2023.
- [44] J. Melechovsky, A. Mehrish, B. Sisman, and D. Herremans, "Accent conversion in text-to-speech using multi-level vae and adversarial training," *arXiv preprint arXiv:2406.01018*, 2024.
- [45] R. Liu, B. Sisman, G. Gao, and H. Li, "Controllable accented text-to-speech synthesis with fine and coarse-grained intensity rendering," *IEEE/ACM Transactions on Audio, Speech, and Language Processing*, 2024.
- [46] L. Wang, Z. Yu, Y. Yang, S. Gao, C. Mao, and Y. Huang, "Non-parallel accent transfer based on fine-grained controllable accent modelling," in *Findings of the Association for Computational Linguistics: EMNLP 2023*, 2023, pp. 9288–9298.
- [47] M. Chen, X. Tan, B. Li, Y. Liu, T. Qin, S. Zhao, and T.-Y. Liu, "Adaspeech: Adaptive text to speech for custom voice," *arXiv preprint arXiv:2103.00993*, 2021.
- [48] P. Gomez, "British and american english pronunciation differences," 2009.
- [49] G. Zhao, S. Sosaat, A. Silpachai, I. Lucic, E. Chukharev-Hudilainen, J. Levis, and R. Gutierrez-Osuna, "L2-arctic: A non-native english speech corpus," in *Interspeech*, 2018, pp. 2783–2787.
- [50] D. P. Kingma and J. Ba, "Adam: A method for stochastic optimization," *arXiv preprint arXiv:1412.6980*, 2014.
- [51] R. Yamamoto, E. Song, and J.-M. Kim, "Parallel wavegan: A fast waveform generation model based on generative adversarial networks with multi-resolution spectrogram," in *ICASSP 2020-2020 IEEE International Conference on Acoustics, Speech and Signal Processing (ICASSP)*. IEEE, 2020, pp. 6199–6203.
- [52] C. Veaux, J. Yamagishi, K. MacDonald *et al.*, "Cstr vctk corpus: English multi-speaker corpus for cstr voice cloning toolkit," *University of Edinburgh. The Centre for Speech Technology Research (CSTR)*, vol. 6, p. 15, 2017.
- [53] M. Müller, "Dynamic time warping," *Information retrieval for music and motion*, pp. 69–84, 2007.
- [54] R. Kubichek, "Mel-cepstral distance measure for objective speech quality assessment," in *Proceedings of IEEE pacific rim conference on communications computers and signal processing*, vol. 1. IEEE, 1993, pp. 125–128.
- [55] X. Wang, S. Takaki, and J. Yamagishi, "Autoregressive neural f0 model for statistical parametric speech synthesis," *IEEE/ACM Transactions on Audio, Speech, and Language Processing*, vol. 26, no. 8, pp. 1406–1419, 2018.
- [56] I. Cohen, Y. Huang, J. Chen, J. Benesty, J. Benesty, J. Chen, Y. Huang, and I. Cohen, "Pearson correlation coefficient," *Noise reduction in speech processing*, pp. 1–4, 2009.
- [57] R. Liu, B. Sisman, G. Gao, and H. Li, "Expressive tts training with frame and style reconstruction loss," *IEEE/ACM Transactions on Audio, Speech, and Language Processing*, vol. 29, pp. 1806–1818, 2021.
- [58] T.-H. Kim, S. Cho, S. Choi, S. Park, and S.-Y. Lee, "Emotional voice conversion using multitask learning with text-to-speech," in *ICASSP 2020-2020 IEEE International Conference on Acoustics, Speech and Signal Processing (ICASSP)*. IEEE, 2020, pp. 7774–7778.
- [59] R. C. Strejtl, S. Winkler, and D. S. Hands, "Mean opinion score (mos) revisited: methods and applications, limitations and alternatives," *Multimedia Systems*, vol. 22, no. 2, pp. 213–227, 2016.