

---

# Learning Temporal Logic Predicates from Data with Statistical Guarantees

---

**Emi Soroka**

Department of Aeronautics and Astronautics  
Stanford University  
esoroka@stanford.edu

**Rohan Sinha**

Department of Aeronautics and Astronautics  
Stanford University  
rhnsinha@stanford.edu

**Sanjay Lall**

Department of Electrical Engineering  
Stanford University  
lall@stanford.edu

## Abstract

Temporal logic rules are often used in control and robotics to provide structured, human-interpretable descriptions of high-dimensional trajectory data. These rules have numerous applications including safety validation using formal methods, constraining motion planning among autonomous agents, and classifying data. However, existing methods for learning temporal logic predicates from data provide no assurances about the correctness of the resulting predicate. We present a novel method to learn temporal logic predicates from data with finite-sample correctness guarantees. Our approach leverages expression optimization and conformal prediction to learn predicates that correctly describe future trajectories under mild assumptions with a user-defined confidence level. We provide experimental results showing the performance of our approach on a simulated trajectory dataset and perform ablation studies to understand how each component of our algorithm contributes to its performance.

## 1 Introduction

This paper presents a novel algorithm that takes a dataset of trajectories and produces a signal temporal logic predicate which describes future (unseen) trajectories, under mild assumptions, with high probability.

Many systems of interest, such as vehicle traffic or interactions between humans and autonomous robots, exhibit complex, time-dependent behavior that can be modeled by signal temporal logic (STL): a mathematical language for expressing logical predicates over time series data. However, STL predicates are difficult for humans to specify by hand [10] and may change as a system evolves over time. Thus in many applications, it is desirable to learn temporal logic predicates from data. Mining such predicates can yield new insights into system behavior [23] and failure modes [7], as well as providing empirically-derived logical constraints for use in motion planning algorithms [26].

Because temporal logic lends itself to formal verification of system properties (e.g. safety or liveness proofs) [20], it is critically important to develop predicates that accurately model the system under verification. Although many algorithms have been developed to learn temporal predicates from data, safety-critical predicates must still be written by human experts [18, 5] because currently available algorithms do not provide any guarantees on the correctness of learned predicates.

We present a novel approach for learning temporal logic predicates with finite-sample correctness guarantees using conformal prediction. Under mild assumptions, our algorithm learns predicates with a guaranteed probability of correctness on unseen test data. Because we apply expression optimization to learn an optimal predicate from a set of smaller STL features, we additionally present a novel penalty function over expression trees that prevents trivial expressions (those that simplify to Boolean `true` or `false`) from being generated. Finally, we provide empirical results comparing several different expression optimization algorithms for the purpose of fitting temporal logic predicates.

## 2 Related Work

The task of learning the parameters or structure of a temporal logic predicate has been extensively studied in the literature. Leung, Aréchiga, and Pavone [16] use backpropagation to learn numeric parameters of STL predicates via gradient descent. Supervised learning for prediction tasks [24], unsupervised classification [30], decision trees [4], randomized optimization [23] and many other paradigms have been applied to this problem, including combinations of multiple algorithms used to learn both the structure and parameters of an STL predicate [21]. Recently, Roy et al. [28] studied a similar problem to ours: one-class classification using temporal logic to describe a dataset; however their work took a different, counterexample-guided approach using techniques from automata theory. Our work uses expression optimization, a class of algorithms for learning tree structures, to learn STL predicates. Expression optimization provides the advantages of being simple to implement using published software packages and highly efficient in practice.

Conformal methods have also seen increasing popularity, finding applications in robotic autonomy, where safety violations can have serious real-world consequences, and in controlling error rates for safe machine learning [2]. Conformalized quantile regression (CQR), which we apply in this paper, was developed in 2019 by Romano, Patterson, and Candes [27] as a method of producing tighter conformal confidence intervals for real-valued predictors.

CQR has since been applied in many problem domains including a predictive monitoring application relevant to our work: given a system and a predicate  $\phi$  that describes desirable or safe system trajectories, what is the probability that future (unseen) trajectories satisfy  $\phi$ ? This approach was first proposed in 2020 in the context of temporal logic monitoring for ARIMA processes [24]. Building on this work, Qin et al. [25] use a surrogate model of the system being monitored to make predictions. Finally, two simultaneous publications extended this monitoring approach to Markovian systems and black-box prediction algorithms, respectively [17, 6]. Our work leverages theoretical results from these publications.

## 3 Background

Because this paper combines tools from statistics and formal verification, we provide a brief overview of both.

**Signal temporal logic (STL)** is a language for expressing logical statements over real-valued time series data [12, 19]. STL uses Boolean predicates (*And*, *Or*, *Implies*, *Not*) and temporal predicates (*Eventually*, *Always*, *Until*) to construct arbitrarily complex descriptions of trajectory data. These descriptions can then be evaluated over trajectories, yielding the Boolean values `true` or `false`. We consider STL predicates over finite trajectories of length  $T$ . We use  $\mathcal{T}$  to describe the space of trajectories  $x = (x_1, \dots, x_T)$ , where  $x_t$  is the system state at time  $t$ . If predicate  $\phi$  is true for trajectory  $x$ , we say  $x \models \phi$ .

Temporal logic predicates are constructed from the grammar

$$\phi := \top \mid f \mid \neg\phi \mid \phi \wedge \phi \mid \phi \mathcal{U} \phi \quad (1)$$

where  $\top$  is the Boolean value `true`,  $f : \mathbb{R}^n \rightarrow \{\top, \perp\}$  is a function  $f(x_t) := g(x_t) \geq 0$  mapping states  $x_t \in \mathbb{R}^n$  to Boolean values, and  $\mathcal{U}$  is the *until* operation “ $\phi_1$  holds on  $x$  until  $\phi_2$  holds”. If  $\phi_1 \mathcal{U}_{[1,T]} \phi_2$  is true, there exists a time  $t' \in [1, T]$  such that  $x_{t'} \models \phi_2$  and  $\forall t \in [1, t']$ ,  $x_t \models \phi_1$ . The operations in (1) can be used to derive more logical operators (*Or* ( $\vee$ ), *Implies* ( $\Rightarrow$ ), etc. and temporal operators *Always* ( $\square$ ) and *Eventually* ( $\diamond$ ), defined as

$$\begin{aligned} \square_{[1,T]} \phi &= \forall t \in [1, T], x_t \models \phi, \\ \diamond_{[1,T]} \phi &= \exists t \in [1, T] \text{ s.t. } x_t \models \phi. \end{aligned}$$

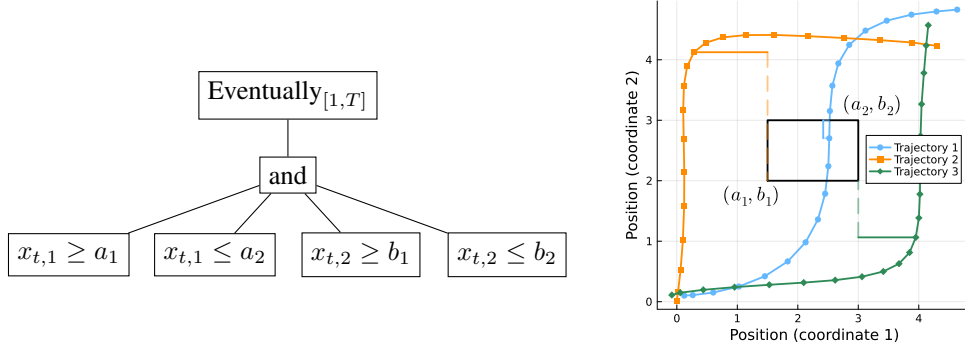


Figure 1: Expression tree for an STL predicate expressing the statement “trajectory  $x$  eventually enters a box defined by  $(a_1, b_1), (a_2, b_2)$ ”. We use  $(x_{t,1}, x_{t,2})$  to refer to the two-dimensional position of trajectory  $x$  at time  $t$ . The corresponding robustness for several example trajectories is also shown. Trajectory 1 enters the box and thus has a positive robustness value, while trajectories 2 and 3 never enter the box and have negative robustness values.

STL also admits a notion of real-valued robustness [9]. The robustness can be defined recursively for arbitrarily complex STL expressions; we use the standard definitions given in [24]. In this paper, we define  $\rho_\phi : \mathcal{T} \rightarrow \mathbb{R}$  as the robustness function for a temporal predicate  $\phi$  (a predicate containing *Always*, *Eventually*, or *Until*). Some useful examples are:

$$\begin{aligned} \rho_{\diamond_{[1,T]}(g(x_t) \geq 0)} &= \max_{t \in [1,T]} g(x_t) \\ \rho_{\neg\phi}(x) &= -\rho_\phi(x) \\ \rho_{\phi_1 \wedge \phi_2}(x) &= \min\{\rho_{\phi_1}(x), \rho_{\phi_2}(x)\} \\ \rho_{\phi_1 \vee \phi_2}(x) &= \max\{\rho_{\phi_1}(x), \rho_{\phi_2}(x)\}. \end{aligned} \quad (2)$$

The robustness value measures how well a trajectory satisfies a given predicate; if  $\rho_\phi(x) \geq 0$  for a trajectory  $x$ , then  $x \models \phi$  and if  $\rho_\phi(x) < 0$ ,  $x \not\models \phi$ . An example STL predicate and its robustness are given in Figure 1. In this paper, we only consider temporal operators over the full length of the trajectory, so we drop the  $[1, T]$  subscript for readability.

**Conformal prediction** is a method of computing confidence sets for black-box predictors with finite-sample coverage guarantees [31]. Consider a dataset  $\mathcal{D}$  containing  $N$  pairs of observations and labels  $(x^{(i)}, y^{(i)})$ . Given a new observation  $x^{(N+1)}$ , we wish to find a confidence set  $C(x^{(N+1)})$  that contains the (unknown) label  $y^{(N+1)}$  with high probability:

$$\mathbf{P}(y \in C(x)) \geq 1 - \alpha \quad (3)$$

(where  $\alpha$  is a user-specified parameter). Conformal prediction uses a *nonconformity score*: a function that measures how well each data point “conforms” to the rest of the dataset, to compute  $C(x)$ . The choice of nonconformity score impacts the efficiency of the resulting confidence sets but not their validity. In conformalized regression, the absolute difference  $z^{(i)} = |y^{(i)} - \hat{y}^{(i)}|$  is used [15]; however other score functions are used for other prediction methods [22, 27]. For an in-depth discussion of nonconformity scores and conformal methods, we refer the reader to [1] or [31].

We apply *split conformal quantile regression* (CQR) [27], which uses a calibration dataset  $\mathcal{D}_{\text{cal}}$  to conformalize a predictor  $f_\alpha : \mathcal{X} \rightarrow \mathbb{R}$  that estimates  $q_\alpha$ , the  $\alpha$ -th quantile of  $y$ . The resulting predicted confidence intervals (5) have the desired coverage property (3) when the data points are i.i.d. [27].<sup>1</sup> We summarize CQR in Algorithm 1, where, for notational convenience, we define  $f^1$  and  $f^2$  such that for a pair  $(x, y)$  where  $x \in \mathcal{T}$  is a trajectory and  $y \in \mathbb{R}$  is its robustness value evaluated over some STL predicate:

$$\begin{aligned} f^1(x) &= \hat{q}_{\alpha/2} \quad \alpha/2\text{-th quantile predictor of } y, \\ f^2(x) &= \hat{q}_{1-\alpha/2} \quad (1 - \alpha/2)\text{-th quantile predictor of } y. \end{aligned}$$

<sup>1</sup>The i.i.d. assumption can be relaxed to exchangeability: i.e. the joint distribution of  $(x_1, \dots, x_n)$  is invariant under permutation of the indices  $\{1, \dots, n\}$ .

---

**Algorithm 1:** Conformalized quantile regression [27]

---

**Input:** quantile regressor  $f$  and labeled dataset  $\mathcal{D}_{\text{cal}}$  of i.i.d. data

**for**  $(x, y)$  pair in  $\mathcal{D}_{\text{cal}}$  **do**

    compute nonconformity score

$$z_i := \max\{f^1(x^{(i)}) - y^{(i)}, y^{(i)} - f^2(x^{(i)})\}. \quad (4)$$

**end**

Compute  $Q_{1-\alpha}$  as the  $\frac{(1-\alpha)(N_{\text{cal}}+1)}{N_{\text{cal}}}$ -th empirical quantile of  $z_1, \dots, z_{N_{\text{cal}}}$ .

**return** conformalized the predicted interval for a new input  $x$  as

$$C(x) = [f^1(x) - Q_{1-\alpha}, f^2(x) + Q_{1-\alpha}]. \quad (5)$$

---

Prior work has applied CQR to predict confidence intervals for the robustness  $\rho_\phi$  of a given STL predicate  $\phi$ . Lindemann et al. [17] train a predictor to output a confidence interval  $[l, h]$  such that  $\mathbf{P}(\rho_\phi(x) \in [l, h]) \geq 1 - \alpha$  on a test point  $x$ . If the confidence interval  $[l, h]$  contains only positive values, then  $\phi$  correctly describes the data with probability at least  $1 - \alpha$ . We apply this approach to the inverse problem: identifying a predicate  $\phi$  that is correct with high probability. To do so, we must efficiently compose predicates within an optimizer in a statistically valid manner. Cairoli, Paoletti, and Bortolussi [6] develop *calibrated interval arithmetic* to perform this task, which we describe here. Given predictors  $\phi_m$  and  $\phi_n$  and robustness confidence intervals  $[f_{\phi_m}^1(x), f_{\phi_m}^2(x)]$ ,  $[f_{\phi_n}^1(x), f_{\phi_n}^2(x)]$ , we can approximate the combined confidence interval of  $\phi_m \wedge \phi_n$  as

$$[l_{\phi_m \wedge \phi_n}, h_{\phi_m \wedge \phi_n}] \subseteq [\min\{l_{\phi_m}, l_{\phi_n}\}, \min\{h_{\phi_m}, h_{\phi_n}\}], \quad (6)$$

and the combined confidence interval of  $\phi_m \vee \phi_n$  as

$$[l_{\phi_m \vee \phi_n}, h_{\phi_m \vee \phi_n}] \subseteq [\max\{l_{\phi_m}, l_{\phi_n}\}, \max\{h_{\phi_m}, h_{\phi_n}\}]. \quad (7)$$

Finally, because  $\rho_{\neg\phi}(x) = -\rho_\phi(x)$ , the confidence interval of  $\neg\phi$  is simply  $[\min\{-l_\phi, -h_\phi\}, \max\{-l_\phi, -h_\phi\}]$ . This approximation method requires computing a new conformal adjustment  $Q_{1-\alpha}$  for the CQR predictor corresponding to the combined predicate.

## 4 Problem Statement

We are interested in *learning* a predicate  $\phi$  from a dataset of trajectories  $\mathcal{D} := \{x^{(1)}, \dots, x^{(N)}\}$  such that the corresponding robustness confidence interval  $[l_\phi, h_\phi]$  is *tight, positive* ( $0 \leq l_\phi < h_\phi$ ), and contains the true robustness value of future trajectories with high probability.

Our algorithm leverages calibrated interval arithmetic [6] and expression optimization to efficiently learn an STL predicate  $\phi^*$  with a desired robustness confidence interval  $[l, h]$ . We then compute a CQR predictor for the robustness of  $\phi^*$ . Thus, our algorithm provides both an STL predicate describing the dataset and a statistically valid confidence interval predictor for the robustness of future trajectories.

**Dataset** We split  $\mathcal{D}$  into  $\mathcal{D}_{\text{train}}$ ,  $\mathcal{D}_{\text{cal}}$ ,  $\mathcal{D}_{\text{test}}$ , and  $\mathcal{D}_{\text{val}}$  containing  $N_{\text{train}}$ ,  $N_{\text{cal}}$ ,  $N_{\text{test}}$  and  $N_{\text{val}}$  trajectories, respectively. The four-way split is necessary because, as shown in Figure 2, we first train conformalized quantile predictors for each temporal logic atom (using  $\mathcal{D}_{\text{train}}$  and  $\mathcal{D}_{\text{cal}}$ ); then, treating  $\mathcal{D}_{\text{test}}$  as the test dataset for each atom’s predictor, we evaluate the atoms, run the optimization step using the results of this evaluation, and finally test the resulting predicate  $\phi^*$  on the unseen dataset  $\mathcal{D}_{\text{val}}$ .

Although  $\mathcal{D}$  contains complete trajectories over  $t = \{0, \dots, T\}$ , we are interested in predicting the STL robustness of future trajectories. Thus the input to our predictor is an observation  $\text{obs}(x^{(i)})$  containing partial or noisy trajectory data. This simulates a robotics application in which we wish to predict the robustness of an entire trajectory given a partial observation. We denote the space of observations  $\mathcal{O}$ .

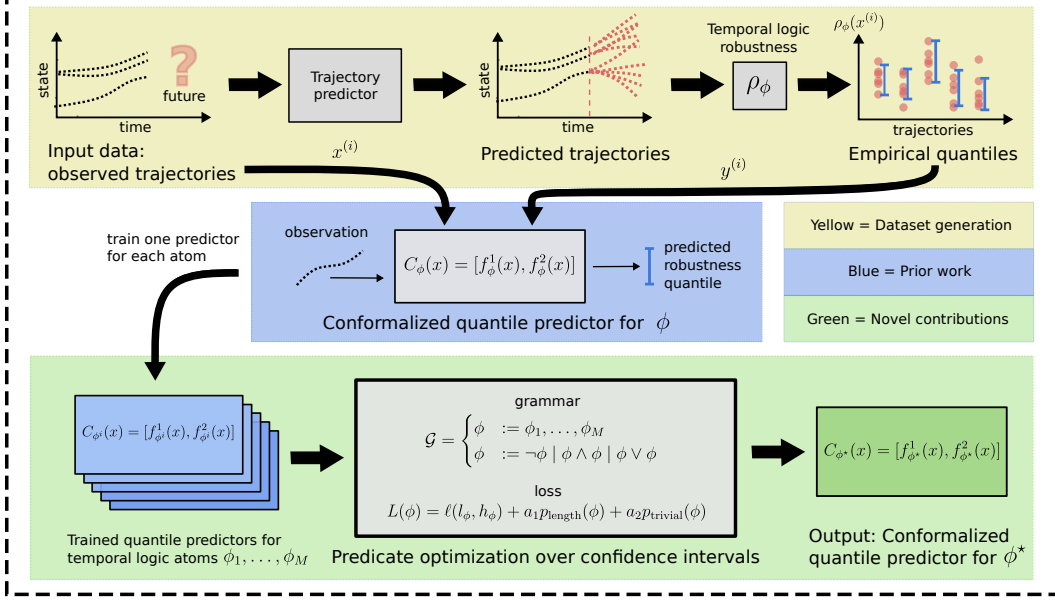


Figure 2: Block diagram showing the sequence of components in our algorithm. Steps shaded in yellow are part of the dataset generation process. Steps shaded in blue were published in prior work. Steps shaded in green represent novel contributions.

**Predicate** We consider  $M$  atoms  $\phi_1, \dots, \phi_M$  which are simple, meaningful predicates that will be combined to form the desired predicate  $\phi$ . The choice of  $\phi_1, \dots, \phi_M$  is a feature engineering task informed by our knowledge of the underlying system, for example, a common choice is to indicate whether an agent is inside an unsafe region of the state space. We note that as long as the trajectories in our dataset are exchangeable, we can apply the CQR algorithm (Algorithm 1) to construct confidence sets on the atoms’ robustness values. Therefore, while the choice of atoms affects how meaningful a predicate is for a particular application, a poor choice cannot cause a violation of the conformal guarantee.

**Predictor** A *quantile predictor* at level  $\alpha$  is a predictor that outputs the estimated  $\alpha$ -th quantile of the target value. We denote the  $\alpha/2$  and  $1 - \alpha/2$  quantile predictors for robustness  $\rho_\phi$  as  $f_\phi^1, f_\phi^2 : \mathcal{O} \rightarrow \mathbb{R}$ . Our algorithm trains and conformalizes predictors  $f_\phi^1$  and  $f_\phi^2$  for each predicate atom using Algorithm 1, and is agnostic to the particular choice of predictor. For notational convenience, we use  $f_\phi^1(x)$  and  $f_\phi^2(x)$  to refer to conformalized predictors which take as input an observation of trajectory  $x$ .

**Expression optimization** For simplicity, we cast our problem as an expression optimization problem over the STL grammar (1) restricted to the pre-selected atoms  $\phi_1, \dots, \phi_M$  and Boolean functions:

$$\mathcal{G}_m = \begin{cases} \phi & := \phi_1, \dots, \phi_M \\ \phi & := \neg\phi \mid \phi \wedge \phi \mid \phi \vee \phi \end{cases} \quad (8)$$

To optimize the predicate, we must define a loss function  $\ell(h_\phi, l_\phi)$  over a confidence interval  $[l_\phi, h_\phi]$  for  $\rho_\phi$ , so that the expression optimization problem is given as:

$$\underset{\phi}{\text{minimize}} \quad \frac{1}{n} \sum_{i=1}^N \ell \left( f_\phi^1(x^{(i)}), f_\phi^2(x^{(i)}) \right). \quad (9)$$

By optimizing over the predicted robustness confidence intervals of  $\phi_1, \dots, \phi_M$  instead of the robustness values  $\rho_{\phi_i}(x^{(i)})$  (which represent a larger dataset to evaluate at each iteration and may contain outliers), we are able to efficiently find a more robust optimal predicate  $\phi^*$ . This problem formulation is one of the novel contributions of our work.

Because the final step of our algorithm is to conformalize the CQR predictors for  $\rho_{\phi^*}$ , by *calibrated interval arithmetic* [6] the following property (10), which follows from calibrated interval arithmetic

[6], holds for an unseen trajectory  $x^{(N+1)}$

$$\mathbf{P} \left( \rho_{\phi^*}(x^{(N+1)}) \in [f_{\phi^*}^1(x^{(N+1)}), f_{\phi^*}^2(x^{(N+1)})] \right) \geq 1 - \alpha. \quad (10)$$

In general, Problem (9) is a difficult combinatorial optimization problem. However, solutions can be found using expression optimization methods such as genetic programming (GP) [13]. While these methods do not provide any guarantees of finding a globally optimal expression, or even a nontrivial expression, they are highly effective in practice and have been applied in multiple other papers on fitting STL predicates [25, 23]. As part of our contributions, we discuss loss functions over STL robustness and develop a novel penalty over STL expression trees that significantly reduces the likelihood of the optimizer returning a trivial predicate (one that simplifies to Boolean `true` or `false`).

### Combining STL predicates

Using (6) and (7) to compose confidence intervals, we can approximate an interval  $[l_\phi, h_\phi]$  for any  $\phi$  constructed using the simplified grammar  $\mathcal{G}_m$ . This allows us to perform the (potentially expensive) steps of conformalizing the two predictors for each atom and evaluating them over  $\mathcal{D}_{\text{train}}$  once, then rapidly iterate over possible combinations. Once a solution  $\phi^*$  is found, we compute a new conformal adjustment for  $f_{\phi^*}^1, f_{\phi^*}^2$  to retain the guarantee (10).

**Loss function.** We tested two loss functions over STL robustness: a linear function (11) in which the loss is 0 in some interval  $[0, w]$  (we used  $w = 0.5$ ) and the continuous loss (12) developed for the TeLEx learning algorithm [11]. Both of these functions penalize negative and large positive robustness values. Negative values correspond to predicates that don't accurately describe the trajectory data, while large positive values are used as a proxy for overly-general (thus uninformative) predicates [11]. However, the two penalties differ in their range of values and design (Figure 3).

To adapt a penalty over a single robustness value for an interval  $[l, h] \subset \mathbb{R}$ , we simply sum the penalties. To ensure  $l < h$  for the TeLEx penalty, we subtract an offset  $w$  from  $h$  (we use the same value:  $w = 0.5$ ).

$$\ell_{\text{linear}}(l, h) = \max\{\max\{-l, 0, \lambda(l - w)\}, \max\{-h, 0, \lambda(h - w)\}\} \quad (11)$$

$$\ell_{\text{TeLEx}}(l, h) = -\frac{1}{l + e^{(-\beta_l l)}} + e^{-l} - \frac{1}{(h - w) + e^{(-\beta_h(h-w))}} + e^{-(h-w)} \quad (12)$$

We also introduce two penalties computed directly on the expression tree representing predicate  $\phi$ .

- The length penalty  $p_{\text{length}}(\phi) = \text{len}(\phi)$  ensures shorter expressions are preferred over longer ones. Since  $\phi$  is an expression tree generated by the grammar (8),  $\text{len}(\phi)$  returns the number of nodes in the tree. This penalty is a standard tactic in genetic programming.
- The trivial penalty  $p_{\text{trivial}}(\phi) = \text{len}(\phi) - \text{len}(\text{cnf}(\phi))$  penalizes complex predicates that can be simplified. We show empirically that this penalty prevents our algorithm from learning predicates that simplify to the trivial expressions  $\top$  and  $\perp$ . The function  $\text{cnf}$  simplifies  $\phi$  to

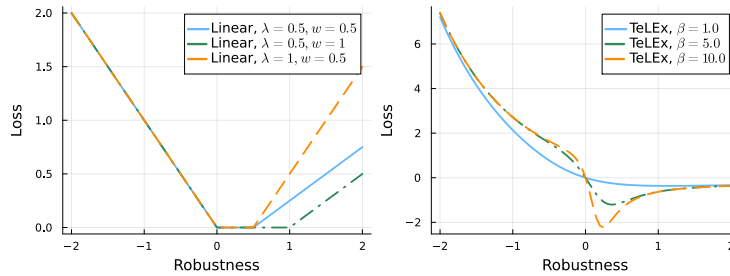


Figure 3: Comparison of the linear and TeLEx loss functions with different parameters. Both functions apply a large penalty for negative interval bounds and a smaller penalty for large positive bounds.

conjunctive normal form (CNF). Thus if  $\phi$  simplifies to a predicate containing one of the trivial expressions  $\phi \wedge \neg\phi$  or  $\phi \vee \neg\phi$ ,  $\text{len}(\phi) \geq \text{len}(\text{cnf}(\phi))$ . Our choice of a simplified grammar using only Boolean operations to combine the STL atoms (8) allows this penalty to be computed by treating the STL atoms as Boolean variables and simplifying the resulting pure Boolean expression.

Having defined our loss and penalty functions, we can now use our grammar  $\mathcal{G}_m$  and an expression optimization algorithm to learn a predicate  $\phi$  that minimizes the loss

$$L(\phi) = \ell(l_\phi, h_\phi) + a_1 p_{\text{length}}(\phi) + a_2 p_{\text{trivial}}(\phi) \quad (13)$$

where  $a_1$  and  $a_2$  control the relative weight of each penalty.

## 5 Results

We demonstrate our method on a synthetic dataset  $\mathcal{D}$  containing  $N = 1600$  ground-truth 2D position trajectories and 160,000 predictions (100 per trajectory). In all experiments, we used a four-way split of  $N_{\text{train}} = 0.3N$ ,  $N_{\text{test}} = 0.2N$ ,  $N_{\text{cal}} = 0.3N$  and  $N_{\text{val}} = 0.2N$ . We define  $m = 5$  atoms where  $\phi_i$  denotes the temporal predicate  $\phi_i = \diamond(\text{inside\_box}_i)$ . The Boolean predicate  $\text{inside\_box}_i$  (Figure 1) constrains the 2-D state  $(x_{t,1}, x_{t,2})$  to a box defined by two points  $(a_1, b_1)$  and  $(a_2, b_2)$ . The trajectory data and regions are shown in Figure 4. We define

$$\text{inside\_box}_i(x_t) = (x_{t,1} \geq a_1 \wedge x_{t,1} \leq a_2) \wedge (x_{t,2} \geq b_1 \wedge x_{t,2} \leq b_2).$$

For each atom  $\phi_i$ , we train  $f_{\phi_i}^1$  and  $f_{\phi_i}^2$  using k-nearest neighbors (kNN) regression to predict the  $\alpha/2$  and  $1 - \alpha/2$  quantiles of  $\rho_{\phi_i}$ . We then conformalize the predictors following the algorithm in Section 3.2, a step that is valid for kNN regression [22]. Using the predictors  $f_{\phi_i}^1, f_{\phi_i}^2, i = 1, \dots, M$ , we precompute conformalized confidence intervals on  $\mathcal{D}_{\text{test}}$ . We then use these intervals in our expression optimization step to search for a predicate  $\phi^*$  in grammar  $\mathcal{G}$  that minimizes (13).

As there are multiple valid predicates to describe our sample dataset, we provide several examples of  $\phi^*$  collected over different trials. To empirically validate the performance of our algorithm and establish statistical significance, we performed 50 trials for each algorithm configuration, reshuffling the train, test, calibration, and validation splits and retraining the predictors for each trial. We report results with error bars representing 2 standard deviations, calculated using Julia’s built-in `StatsBase` package, for different configurations of our algorithm and for several ablation studies (Tables 1 and 2). Predicted confidence intervals for  $\rho_{\phi^*}$  from a single trial are presented in Figures 5 and 6.

**Metrics** We used several metrics to evaluate our algorithm’s performance.

- The *efficiency* is defined as the average width of our predicted confidence intervals. This is a standard metric for CQR [27].
- The *error rate* is the fraction of true robustness values  $\rho_{\phi^*}(x^{(i)})$  that fall outside their conformalized confidence intervals [6].
- The *trivial rate* is the percentage of trivial expressions generated by our algorithm. Trivial expressions simplify to  $\top$  or  $\perp$ .
- The *negative percentage* is defined as  $\text{length}([l, h] \cap (-\infty, 0)) / \text{length}([l, h])$ ; the percentage of interval  $[l, h]$  that overlaps with the negative reals. A nonzero percentage corresponds to a confidence interval containing negative robustness values, indicating that the STL predicate doesn’t accurately describe the dataset.

Additionally, we report the average values of  $l_{\phi^*}$  and  $h_{\phi^*}$  and the nonconformal error rate, which is the error rate before conformalizing the quantile predictors for  $\phi^*$ . We report this primarily to illustrate the value of the CQR procedure in enforcing the desired error rate.

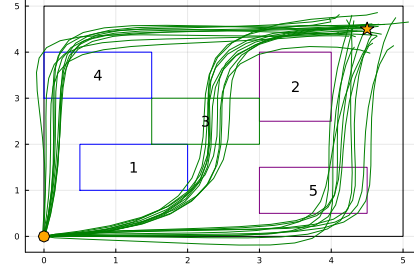


Figure 4: Samples from our trajectory dataset in 2D space. There are five regions of interest in the environment. We generate data that passes through either region 3, 4, or 5 with equal probability and avoids regions 1 and 2.

Table 1: Comparison of different expression optimization methods. We conducted 50 trials over  $\mathcal{D}$  containing 1,600 trajectories. We used the parameters  $\beta = 5$ ,  $a_1 = 0.001$ ,  $a_2 = 1.0$ . For the Monte Carlo method, we used 10,000 samples. For the other algorithms, which are iterative, we used 500 iterations. In all tests,  $\alpha = 0.1$ .

| Trial                 | Error rate (non-conformal) | Error rate (conformal) | Efficiency (conformal) | Trivial rate | Mean $l_{\phi^*}$ | Mean $h_{\phi^*}$ | Negative percentage             |
|-----------------------|----------------------------|------------------------|------------------------|--------------|-------------------|-------------------|---------------------------------|
| Genetic Programming   | $0.150 \pm 0.131$          | $0.101 \pm 0.047$      | $0.253 \pm 0.070$      | 0%           | $0.521 \pm 0.556$ | $0.774 \pm 0.532$ | <b><math>0.4 \pm 1.7</math></b> |
| Monte Carlo           | $0.165 \pm 0.119$          | $0.109 \pm 0.051$      | $0.260 \pm 0.084$      | 0.0          | $0.273 \pm 0.417$ | $0.532 \pm 0.376$ | $5.3 \pm 19.7$                  |
| Grammatical Evolution | $0.150 \pm 0.087$          | $0.101 \pm 0.045$      | $0.250 \pm 0.077$      | 0.0          | $0.399 \pm 0.349$ | $0.649 \pm 0.319$ | <b><math>1.1 \pm 3.1</math></b> |
| Cross Entropy         | $0.181 \pm 0.126$          | $0.105 \pm 0.044$      | $0.257 \pm 0.058$      | 0.0          | $0.142 \pm 0.218$ | $0.399 \pm 0.209$ | $10.9 \pm 28.0$                 |

### 5.1 Expression optimization algorithms

We tested several different optimization algorithms implemented by `ExprOptimization.jl` [14]. Genetic programming and grammatical evolution are both randomized evolution-based algorithms for learning tree-based structures. The Monte Carlo method samples random expression trees and keeps the best-performing one, and the cross-entropy method optimizes a probability distribution of expression trees with the lowest losses. All of these algorithms require only a grammar  $\mathcal{G}$  and a loss function over expression trees.

The genetic programming and grammatical evolution algorithms show a statistically significant improvement in the percentage of negative intervals over Monte Carlo and cross-entropy. Differences in the other metrics were not statistically significant. These results are presented in Table 1.

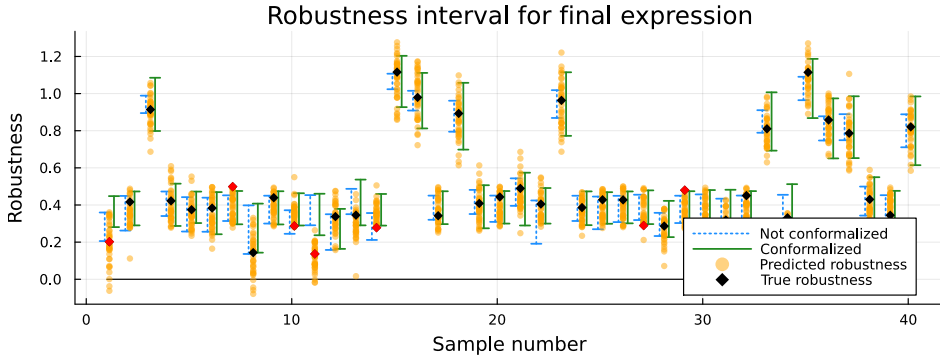


Figure 5: Confidence interval predictions for 40 randomly sampled trajectories from  $\mathcal{D}_{\text{val}}$ . We plot a scatterplot of predicted robustness values for each sample; the predicted intervals generated by  $f_{\phi^*}^1$  and  $f_{\phi^*}^2$ ; and the true robustness value for each sampled trajectory.

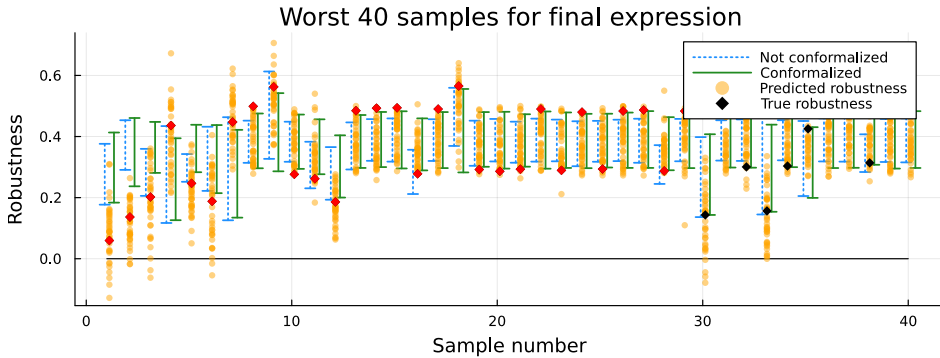


Figure 6: Worst 40 confidence interval predictions from  $f_{\phi^*}^1$  and  $f_{\phi^*}^2$  on  $\mathcal{D}_{\text{val}}$ . The true robustness is shown in red if it lies outside the predicted conformal confidence interval.



Table 2: Results of ablation testing. We conducted 50 trials over  $\mathcal{D}$  containing 1,600 trajectories. We used the parameters  $a_1 = 0.001$ ,  $a_2 = 1.0$ ,  $\beta = 5$  and the genetic programming algorithm with 500 iterations. In all tests,  $\alpha = 0.1$ .

| Trial                 | Error rate (non-conformal) | Error rate (conformal) | Efficiency (conformal) | Trivial rate | Mean $l_{\phi^*}$                   | Mean $h_{\phi^*}$                   | Negative percentage             |
|-----------------------|----------------------------|------------------------|------------------------|--------------|-------------------------------------|-------------------------------------|---------------------------------|
| TeLEx loss (baseline) | $0.150 \pm 0.131$          | $0.101 \pm 0.047$      | $0.253 \pm 0.070$      | 0%           | <b><math>0.521 \pm 0.556</math></b> | <b><math>0.774 \pm 0.532</math></b> | $0.4 \pm 1.7$                   |
| Linear loss           | $0.206 \pm 0.058$          | $0.099 \pm 0.039$      | $0.260 \pm 0.033$      | 0%           | $0.162 \pm 0.086$                   | $0.422 \pm 0.057$                   | $4.2 \pm 4.5$                   |
| No trivial penalty    | $0.096 \pm 0.059$          | $0.100 \pm 0.044$      | $0.275 \pm 0.045$      | 68%          | <b><math>0.570 \pm 0.201</math></b> | <b><math>0.845 \pm 0.165</math></b> | <b><math>0.0 \pm 0.0</math></b> |
| No intervals          | N/A                        | $0.100 \pm 0.042$      | $0.248 \pm 0.052$      | 0%           | $0.247 \pm 0.063$                   | $0.495 \pm 0.068$                   | $0.5 \pm 1.9$                   |

Examples of STL predicates found using our algorithm, genetic programming with 500 iterations to optimize  $\phi^*$ , and the parameters  $\beta = 5$ ,  $a_1 = 0.001$ ,  $a_2 = 1$ :

$$\begin{aligned}\phi^* &= (\neg\phi_5 \vee \neg\phi_1) \wedge (\neg\phi_1 \vee \phi_3 \vee \neg\phi_4 \vee \phi_2), \\ \phi^* &= (\neg\phi_1 \vee \phi_3 \vee \phi_4 \vee \phi_5) \wedge (\neg\phi_4 \vee \neg\phi_2), \\ \phi^* &= (\neg\phi_2 \vee \phi_3 \vee \phi_4) \wedge (\neg\phi_2 \vee \neg\phi_4).\end{aligned}$$

## 5.2 Ablation testing

We conducted several ablation tests, presented in Table 2. First, we see that the TeLEx loss function with parameter  $\beta = 5$  provides a statistically significant improvement in the negative interval percentage compared to a simple linear loss. The trivial penalty provides the most dramatic improvement, reducing the rate of trivial expressions from 68% to 0%. As in Table 1, differences in interval efficiency were not statistically significant. Finally, the ‘‘No intervals’’ test attempts to learn an STL predicate from the predicted robustness values directly (with no interval information), then train a CQR predictor on the resulting  $\phi^*$ . Although this test has a similar negative interval percentage to the baseline, the mean  $l_{\phi^*}$  and  $h_{\phi^*}$  are lower than those reported in the TeLEx loss (baseline) test. We conclude that carrying the confidence interval information through the optimization step enables our algorithm to find more robust predicates, possibly because the interval data is less vulnerable to outliers in the predicted trajectories.

## 6 Limitations

One limitation of our algorithm is the restriction to the simpler grammar (8) consisting of predefined temporal predicates and Boolean operators. Future work may expand the grammar to allow for combining predicates using temporal operators or optimizing the interval length of temporal predicates (the range of time steps the predicate applies to). Another limitation is the use of atoms, which serve as features of the data expressed in the STL language. In practice, our choice of atoms will be informed by our knowledge of the system being studied. There are both benefits and drawbacks to this approach. In many cases system designers will have clear ideas about behaviors that may be present in the dataset – for example, in a driving scenario one expects to see lane changes and left or right turns and could construct atoms describing these behaviors. The use of atoms thus ensures that the optimized STL predicate will be presented in a useful format. However, we also risk leaving out features we don’t expect to observe. For example, in a driving scenario one may not expect a vehicle to make an illegal turn and may not define a predicate that describes such a maneuver.

## 7 Conclusion

In this paper, we studied fitting signal temporal logic predicates to data with statistical guarantees. We found that genetic programming or grammatical evolution, both randomized methods for learning expression trees, performed well in this task. Moreover, our results show that our approach, which optimizes explicitly over confidence intervals of robustness values, compares favorably to post-hoc calibration of a predicate learned using a naive approach. Because our method provides a statistical guarantee over the STL robustness under well-understood conditions (exchangeability of trajectory data), future work in safety-critical applications can leverage our predicate learning algorithm as a building block for formal verification of systems from data. Moreover, because our method takes

as input an *observation* of a trajectory, it has applications in robotic autonomy where, for example, an agent may need to complete a motion planning task with limited observations of other agents' trajectories. An STL predicate that describes agents' predicted future trajectories could be used to constrain this motion planner and avoid collisions or unsafe situations. Future work could thus focus on improving the speed of the algorithm for use in real-time robotics applications, as well as expanding the capabilities of our expression optimization approach to learn more complex logical structures.

## 8 Acknowledgments

Professor Mykel Kochenderfer provided the insight to compare different expression optimization algorithms, as well as valuable comments on the presentation of our algorithm and results. Nick Landolfi and Aaron Mishkin provided feedback on drafts of this paper. This research was supported, in part, by Ford Motor Co. under the Stanford-Ford Alliance, agreement number 235158.

## References

- [1] Anastasios N. Angelopoulos and Stephen Bates. *A Gentle Introduction to Conformal Prediction and Distribution-Free Uncertainty Quantification*. 2022. arXiv: 2107.07511 [cs.LG].
- [2] Anastasios N. Angelopoulos et al. *Conformal Risk Control*. 2023. arXiv: 2208.02814 [stat.ME].
- [3] Jeff Bezanson et al. "Julia: A fresh approach to numerical computing". In: *SIAM review* 59.1 (2017), pp. 65–98. URL: <https://doi.org/10.1137/141000671>.
- [4] Giuseppe Bombara and Calin Belta. "Offline and Online Learning of Signal Temporal Logic Formulae Using Decision Trees". In: *ACM Trans. Cyber-Phys. Syst.* 5.3 (Mar. 2021). ISSN: 2378-962X. DOI: 10.1145/3433994. URL: <https://doi.org/10.1145/3433994>.
- [5] Igor Buzhinsky. "Formalization of natural language requirements into temporal logics: a survey". In: *2019 IEEE 17th International Conference on Industrial Informatics (INDIN)*. Vol. 1. 2019, pp. 400–406. DOI: 10.1109/INDIN41052.2019.8972130.
- [6] Francesca Cairolì, Nicola Paoletti, and Luca Bortolussi. "Conformal quantitative predictive monitoring of STL requirements for stochastic processes". In: *Proceedings of the 26th ACM International Conference on Hybrid Systems: Computation and Control*. 2023, pp. 1–11.
- [7] Anthony Corso and Mykel J. Kochenderfer. *Interpretable Safety Validation for Autonomous Vehicles*. 2020. arXiv: 2004.06805 [cs.R0].
- [8] Leonardo De Moura and Nikolaj Bjørner. "Z3: an efficient SMT solver". In: *Proceedings of the Theory and Practice of Software, 14th International Conference on Tools and Algorithms for the Construction and Analysis of Systems*. TACAS'08/ETAPS'08. Budapest, Hungary: Springer-Verlag, 2008, 337–340. ISBN: 3540787992.
- [9] Alexandre Donzé and Oded Maler. "Robust satisfaction of temporal logic over real-valued signals". In: *International Conference on Formal Modeling and Analysis of Timed Systems*. Springer. 2010, pp. 92–106.
- [10] Christopher Hahn et al. *Formal Specifications from Natural Language*. 2022. arXiv: 2206.01962 [cs.SE].
- [11] Susmit Jha et al. "TeLEx: learning signal temporal logic from positive examples using tightness metric". In: *Formal Methods in System Design* 54 (2019), pp. 364–387.
- [12] Ron Koymans. "Specifying real-time properties with metric temporal logic". In: *Real-time systems* 2.4 (1990), pp. 255–299.
- [13] John R Koza. "Genetic programming as a means for programming computers by natural selection". In: *Statistics and computing* 4 (1994), pp. 87–112.
- [14] Ritchie Lee and Mykel Kochenderfer. "ExprOptimization.jl". 2021. URL: <https://github.com/sisl/ExprOptimization.jl>.
- [15] Jing Lei et al. "Distribution-free predictive inference for regression". In: *Journal of the American Statistical Association* 113.523 (2018), pp. 1094–1111.
- [16] Karen Leung, Nikos Aréchiga, and Marco Pavone. "Backpropagation through signal temporal logic specifications: Infusing logical structure into gradient-based methods". In: *The International Journal of Robotics Research* 42.6 (2023), pp. 356–370.

- [17] Lars Lindemann et al. “Conformal prediction for STL runtime verification”. In: *Proceedings of the ACM/IEEE 14th International Conference on Cyber-Physical Systems (with CPS-IoT Week 2023)*. 2023, pp. 142–153.
- [18] Sebastian Maierhofer, Paul Moosbrugger, and Matthias Althoff. “Formalization of intersection traffic rules in temporal logic”. In: *2022 IEEE Intelligent Vehicles Symposium (IV)*. IEEE. 2022, pp. 1135–1144.
- [19] Oded Maler and Dejan Nickovic. “Monitoring temporal properties of continuous signals”. In: *International Symposium on Formal Techniques in Real-Time and Fault-Tolerant Systems*. Springer. 2004, pp. 152–166.
- [20] Laura Nenzi. “Learning Temporal Logic Formulas from Time-Series Data (Invited Talk)”. In: *30th International Symposium on Temporal Representation and Reasoning (TIME 2023)*. Schloss Dagstuhl-Leibniz-Zentrum für Informatik. 2023.
- [21] Laura Nenzi et al. *A Robust Genetic Algorithm for Learning Temporal Specifications from Data*. 2018. arXiv: 1711.06202 [cs.AI].
- [22] H. Papadopoulos, V. Vovk, and A. Gammerman. “Regression Conformal Prediction with Nearest Neighbours”. In: *Journal of Artificial Intelligence Research* 40 (Apr. 2011), 815–840. ISSN: 1076-9757. DOI: 10.1613/jair.3198. URL: <http://dx.doi.org/10.1613/jair.3198>.
- [23] Federico Pigozzi, Eric Medvet, and Laura Nenzi. “Mining road traffic rules with signal temporal logic and grammar-based genetic programming”. In: *Applied Sciences* 11.22 (2021), p. 10573.
- [24] Xin Qin and Jyotirmoy V Deshmukh. “Clairvoyant monitoring for signal temporal logic”. In: *Formal Modeling and Analysis of Timed Systems: 18th International Conference, FORMATS 2020, Vienna, Austria, September 1–3, 2020, Proceedings 18*. Springer. 2020, pp. 178–195.
- [25] Xin Qin et al. “Statistical verification of cyber-physical systems using surrogate models and conformal inference”. In: *2022 ACM/IEEE 13th International Conference on Cyber-Physical Systems (ICCPs)*. IEEE. 2022, pp. 116–126.
- [26] Vasumathi Raman et al. “Reactive synthesis from signal temporal logic specifications”. In: *Proceedings of the 18th International Conference on Hybrid Systems: Computation and Control. HSCC ’15*. Seattle, Washington: Association for Computing Machinery, 2015, 239–248. ISBN: 9781450334334. DOI: 10.1145/2728606.2728628. URL: <https://doi.org/10.1145/2728606.2728628>.
- [27] Yaniv Romano, Evan Patterson, and Emmanuel Candes. “Conformalized quantile regression”. In: *Advances in neural information processing systems* 32 (2019).
- [28] Rajarshi Roy et al. “Learning interpretable temporal properties from positive examples only”. In: *Proceedings of the AAAI Conference on Artificial Intelligence*. Vol. 37. 5. 2023, pp. 6507–6515.
- [29] Emiko Soroka, Mykel J Kochenderfer, and Sanjay Lall. “Satisfiability. jl: Satisfiability Modulo Theories in Julia”. In: *arXiv preprint arXiv:2309.08778* (2023).
- [30] Marcell Vazquez-Chanlatte et al. “Logical clustering and learning for time-series data”. In: *Computer Aided Verification: 29th International Conference, CAV 2017, Heidelberg, Germany, July 24–28, 2017, Proceedings, Part I 30*. Springer. 2017, pp. 305–325.
- [31] Vladimir Vovk, Alexander Gammerman, and Glenn Shafer. *Algorithmic learning in a random world*. Vol. 29. Springer, 2005.

## A Additional results

We present plots corresponding to the different ablation tests to illustrate how our choices affect the resulting robustness confidence intervals. For the linear penalty, which had a higher percentage of negative intervals compared to the TeLEx penalty, we see that although in most cases the robustness is almost the same (Figures 5, 7 are all very similar), the least accurate predictions are closer to a robustness value of 0 (Figure 8).

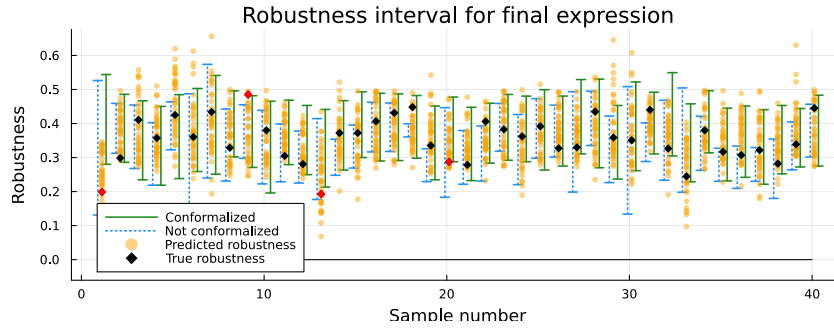


Figure 7: Confidence interval predictions for 40 randomly sampled trajectories from  $\mathcal{D}_{\text{val}}$  for a test using the linear loss function instead of the TeLEx loss.

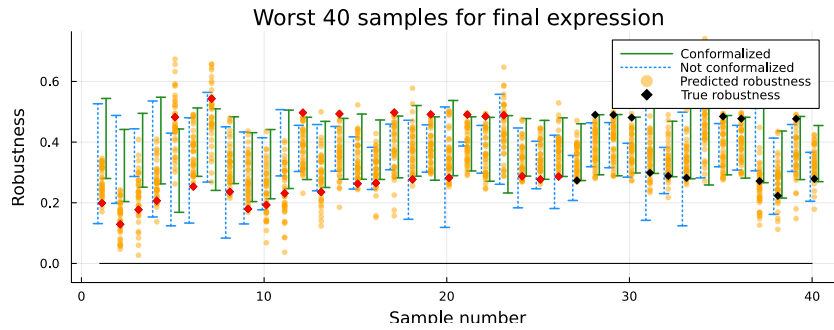


Figure 8: Worst 40 confidence interval predictions from  $f_{\phi^*}^1$  and  $f_{\phi^*}^2$  on  $\mathcal{D}_{\text{val}}$  for a test using the linear loss function instead of the TeLEx loss.

The confidence intervals generated with no trivial penalty are similar to the confidence intervals in Figures 5 and 6. This matches the results in Table 2, suggesting that the trivial penalty only affects the rate of trivial expressions generated by our algorithm.

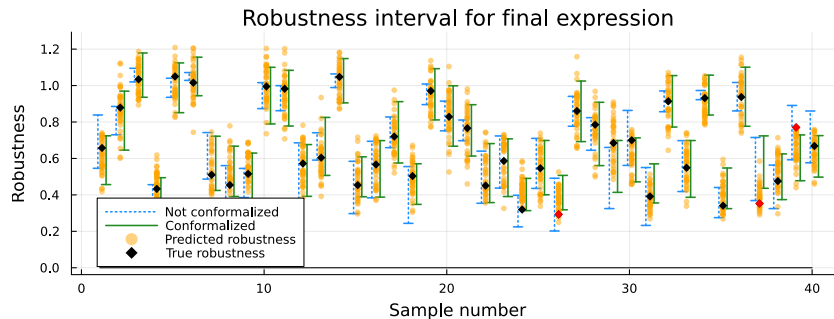


Figure 9: Confidence interval predictions for 40 randomly sampled trajectories from  $\mathcal{D}_{\text{val}}$  for a test without the trivial penalty.

Finally, we see that when optimizing over the STL robustness directly, then training a confidence predictor on the resulting predicate  $\phi^*$ , the resulting confidence intervals are closer to zero, leaving a

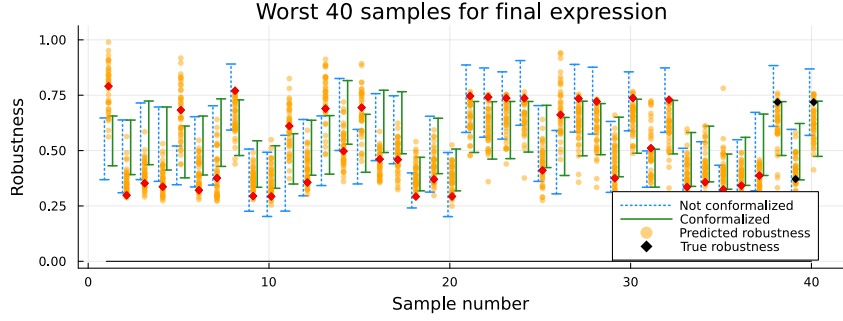


Figure 10: Worst 40 confidence interval predictions from  $f_{\phi^*}^1$  and  $f_{\phi^*}^2$  on  $\mathcal{D}_{\text{val}}$  for a test without the trivial penalty.

smaller margin of safety before the robustness becomes negative. Figures 11 and 12 only show the conformalized confidence intervals because this approach does not use approximated interval data in the optimization process.

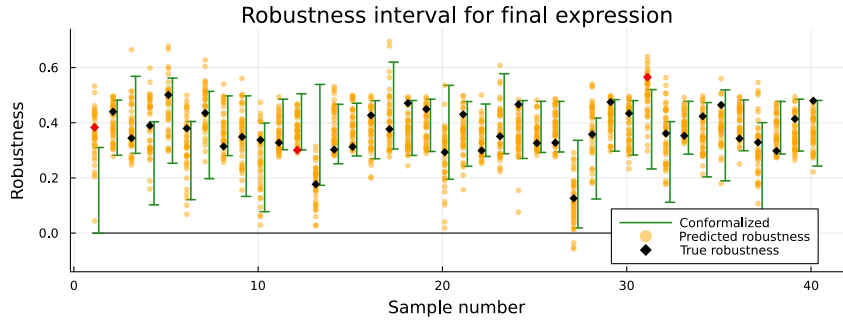


Figure 11: Confidence interval predictions for 40 randomly sampled trajectories from  $\mathcal{D}_{\text{val}}$  for a test optimizing over robustness values directly instead of over confidence intervals.

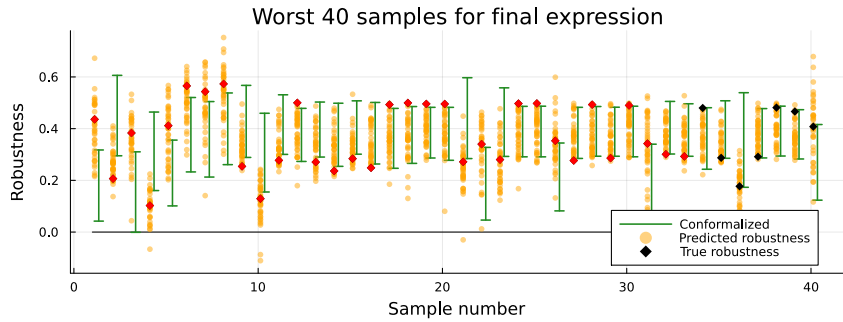


Figure 12: Worst 40 confidence interval predictions from  $f_{\phi^*}^1$  and  $f_{\phi^*}^2$  on  $\mathcal{D}_{\text{val}}$  for a test optimizing over robustness values directly instead of over confidence intervals.

## B Parameter tuning

Except for the number of iterations, we used the default parameters in `ExprOptimization.jl` [14]. The remaining parameters are the weights  $a_1$  and  $a_2$  in our loss function (13), corresponding to the length and trivial expression penalties, respectively. We performed a one-dimensional search over each parameter, holding the others constant, and averaged the results of ten trials at each test point over our dataset  $\mathcal{D}$ .

As expected, all of the tested parameters yielded valid conformal intervals, so we selected parameters that provided improvements in interval efficiency and reduced the rate of trivial expressions and intervals containing negative robustness values. We selected the parameters `n_iters=500`,  $a_1 = 0.001$ ,  $a_2 = 1.0$ ,  $\beta = 5$  and use them when presenting results in the main body of the paper. We avoided intensive parameter tuning to prevent overfitting to the specific dataset and choice of STL atoms in this example.

For the value of  $\beta$  (Table 3), we see that  $\beta = 20$  and  $\beta = 50$  may perform poorly with a larger percentage of negative intervals, but the difference between  $\beta = 1, 5$  or  $10$  is not clear. We selected  $\beta = 5$  as a reasonable value.

Table 3: Comparison of different  $\beta$  values. We selected the parameters  $a_1 = 0.001$ ,  $a_2 = 1.0$  and the genetic programming method with 500 iterations.

| $\beta$ | Error rate (non-conformal) | Error rate (conformal) | Efficiency (conformal) | Trivial rate | Mean $l_{\phi^*}$ | Mean $h_{\phi^*}$ | Negative percentage |
|---------|----------------------------|------------------------|------------------------|--------------|-------------------|-------------------|---------------------|
| 1       | $0.129 \pm 0.179$          | $0.097 \pm 0.041$      | $0.237 \pm 0.098$      | 0%           | $0.702 \pm 0.778$ | $0.939 \pm 0.738$ | $0.3 \pm 1.65$      |
| 5       | $0.167 \pm 0.125$          | $0.092 \pm 0.059$      | $0.259 \pm 0.077$      | 0%           | $0.442 \pm 0.179$ | $0.700 \pm 0.176$ | $0.24 \pm 1.39$     |
| 10      | $0.175 \pm 0.127$          | $0.107 \pm 0.031$      | $0.266 \pm 0.048$      | 0%           | $0.369 \pm 0.197$ | $0.634 \pm 0.215$ | $0.03 \pm 0.18$     |
| 20      | $0.185 \pm 0.098$          | $0.104 \pm 0.042$      | $0.277 \pm 0.046$      | 0%           | $0.239 \pm 0.087$ | $0.516 \pm 0.051$ | $0.35 \pm 2.12$     |
| 50      | $0.143 \pm 0.059$          | $0.108 \pm 0.031$      | $0.293 \pm 0.036$      | 0%           | $0.202 \pm 0.057$ | $0.495 \pm 0.027$ | $0.81 \pm 2.24$     |

The iteration count (Table 4) yielded the clearest results. After 500 iterations, the negative percentage decreases significantly. We selected 500 iterations as the lowest value that provided this improvement.

Table 4: Comparison of different iteration counts for genetic programming. We used the parameters  $\beta = 5$ ,  $a_1 = 0.001$  and  $a_2 = 1.0$ .

| # iters | Error rate (non-conformal) | Error rate (conformal) | Efficiency (conformal) | Trivial rate | Mean $l_{\phi^*}$ | Mean $h_{\phi^*}$ | Negative percentage               |
|---------|----------------------------|------------------------|------------------------|--------------|-------------------|-------------------|-----------------------------------|
| 100     | $0.152 \pm 0.123$          | $0.096 \pm 0.061$      | $0.241 \pm 0.047$      | 0%           | $0.517 \pm 0.760$ | $0.758 \pm 0.722$ | $1.13 \pm 4.35$                   |
| 250     | $0.179 \pm 0.106$          | $0.103 \pm 0.036$      | $0.250 \pm 0.056$      | 0%           | $0.375 \pm 0.177$ | $0.624 \pm 0.151$ | $0.95 \pm 2.74$                   |
| 500     | $0.164 \pm 0.090$          | $0.088 \pm 0.030$      | $0.251 \pm 0.065$      | 0%           | $0.593 \pm 0.627$ | $0.844 \pm 0.637$ | <b><math>0.04 \pm 0.16</math></b> |
| 750     | $0.151 \pm 0.135$          | $0.099 \pm 0.037$      | $0.240 \pm 0.049$      | 0%           | $0.557 \pm 0.635$ | $0.797 \pm 0.595$ | <b><math>0.04 \pm 0.17</math></b> |
| 1000    | $0.135 \pm 0.131$          | $0.113 \pm 0.049$      | $0.261 \pm 0.109$      | 0%           | $0.600 \pm 0.526$ | $0.857 \pm 0.489$ | <b><math>0.02 \pm 0.1</math></b>  |

The length penalty weight  $a_1$  (Table 5) was relatively insensitive to changes. The largest weight,  $a_1 = 1$ , yielded a lower average  $[l_{\phi^*}, h_{\phi^*}]$  than the other values, however no other clear differences are apparent. We selected  $a_1 = 1 \times 10^{-4}$  as a reasonable value.

Table 5: Comparison of different weights  $a_1$  for the length penalty in (13). We used the parameters  $\beta = 5$ ,  $a_2 = 1.0$  and the genetic programming method with 500 iterations.

| $a_1$ | Error rate (non-conformal) | Error rate (conformal) | Efficiency (conformal) | Trivial rate | Mean $l_{\phi^*}$ | Mean $h_{\phi^*}$ | Negative percentage |
|-------|----------------------------|------------------------|------------------------|--------------|-------------------|-------------------|---------------------|
| 1E-6  | $0.157 \pm 0.165$          | $0.104 \pm 0.024$      | $0.249 \pm 0.079$      | 0%           | $0.631 \pm 0.702$ | $0.880 \pm 0.712$ | $0 \pm 0$           |
| 1E-4  | $0.164 \pm 0.127$          | $0.087 \pm 0.050$      | $0.245 \pm 0.026$      | 0%           | $0.451 \pm 0.073$ | $0.697 \pm 0.059$ | $0.21 \pm 1.08$     |
| 0.01  | $0.174 \pm 0.122$          | $0.097 \pm 0.044$      | $0.259 \pm 0.075$      | 0%           | $0.464 \pm 0.243$ | $0.722 \pm 0.247$ | $0.09 \pm 0.22$     |
| 1     | $0.104 \pm 0.072$          | $0.081 \pm 0.031$      | $0.196 \pm 0.130$      | 0%           | $0.179 \pm 0.549$ | $0.374 \pm 0.421$ | $0.336 \pm 0.797$   |

Finally, the trivial penalty weight  $a_2$  (Table 6) exhibited similar behavior to the iteration count: after a certain value, the rate of trivial expressions dropped to nearly zero. We selected  $a_2 = 1$  to ensure trivial expressions were not an issue in our tests.

Table 6: Comparison of different weights  $a_2$  for the trivial penalty in (13). We used the parameters  $\beta = 5$ ,  $a_1 = 0.001$  and the genetic programming method with 500 iterations. To gain confidence in our results, we averaged 50 trials instead of the 10 used in the other parameter optimization tests.

| $a_2$ | Error rate (non-conformal) | Error rate (conformal) | Efficiency (conformal) | Trivial rate | Mean $l_{\phi^*}$ | Mean $h_{\phi^*}$ | Negative percentage |
|-------|----------------------------|------------------------|------------------------|--------------|-------------------|-------------------|---------------------|
| 0.01  | $0.133 \pm 0.043$          | $0.098 \pm 0.045$      | $0.309 \pm 0.022$      | 18%          | $0.299 \pm 0.025$ | $0.607 \pm 0.016$ | $0.04 \pm 0.14$     |
| 0.1   | $0.144 \pm 0.088$          | $0.099 \pm 0.046$      | $0.306 \pm 0.055$      | 0%           | $0.388 \pm 0.207$ | $0.694 \pm 0.241$ | $0.001 \pm 0.007$   |
| 1     | $0.182 \pm 0.112$          | $0.100 \pm 0.048$      | $0.286 \pm 0.058$      | 0%           | $0.289 \pm 0.188$ | $0.575 \pm 0.220$ | $0.57 \pm 2.54$     |

## C Computational environment

Our algorithm was implemented in the Julia programming language [3]. Experiments were run on Julia version 1.10.3 on a Linux desktop computer with an 8 core Intel i7-6820HQ CPU, 2.70GHz. We used `ExprOptimization.jl` [14] to perform the optimization over STL expressions and `Satisfiability.jl` [29] to represent Boolean logic. To implement the function `cnf`, which simplifies a predicate  $\phi$  to its conjunctive normal form, we use `Satisfiability.jl` to call the Z3 theorem prover [8].

We estimate that 34 hours of compute were required to generate all of the results for this paper. This estimate was based on the average compute time logged by our script and the number of tests run. Additional compute was used to run preliminary experiments. The software and package versions used are:

- Julia 1.10.3. License: MIT. <https://julialang.org/>
- `StatsBase.jl`: 0.33.21. License: MIT. <https://juliastats.org/StatsBase.jl/stable/>
- `DataFrames.jl`: 1.6.1. License: MIT. <https://dataframes.julidata.org/stable/>
- `Plots.jl`: 1.40.1. License: MIT. <https://docs.juliaplots.org/latest/>
- `JuMP.jl`: 1.20.0. License: MPL version 2.0. <https://jump.dev/JuMP.jl/stable/>
- `MathOptInterface.jl`: 1.26.0. License: MIT. <http://jump.dev/MathOptInterface.jl/stable>
- `GLPK.jl`: 1.1.3. License: MPL version 2.0. <https://jump.dev/JuMP.jl/stable/packages/GLPK/>. The underlying software (GNU Linear Programming Kit) is licensed under GPLv3 <https://www.gnu.org/software/glpk/>.
- `NearestNeighbors.jl`: 0.4.16. License: MIT. <https://github.com/KristofferC/NearestNeighbors.jl>
- `ExprOptimization.jl`: 0.2.2. License: MIT. <https://github.com/sisl/ExprOptimization.jl>
- `Satisfiability.jl`: v0.1.1. License: MIT. <https://github.com/elsoroka/Satisfiability.jl>
- Z3: version 4.11.2 - 64 bit. License: MIT. <https://github.com/Z3Prover/z3>