
Alleviating Distortion in Image Generation via Multi-Resolution Diffusion Models

Qihao Liu^{1,2*}, Zhanpeng Zeng^{1,3*}, Ju He^{1,2*}, Qihang Yu¹, Xiaohui Shen¹, Liang-Chieh Chen¹

¹ ByteDance ² Johns Hopkins University ³ University of Wisconsin-Madison

* equal contribution

<https://qihao067.github.io/projects/DiMR>



Figure 1: (Top) Randomly sampled 512×512 images generated by the proposed DiMR. (Bottom) Random samples of the **low visual fidelity** 256×256 images generated by DiMR and DiT [40]. To detect low visual fidelity images for both models, a classifier-based rejection model is employed (with the same rejection rate). DiMR generates images with higher fidelity and less distortion than DiT.

Abstract

This paper presents innovative enhancements to diffusion models by integrating a novel multi-resolution network and time-dependent layer normalization. Diffusion models have gained prominence for their effectiveness in high-fidelity image generation. While conventional approaches rely on convolutional U-Net architectures, recent Transformer-based designs have demonstrated superior performance and scalability. However, Transformer architectures, which tokenize input data (via “patchification”), face a trade-off between visual fidelity and computational complexity due to the quadratic nature of self-attention operations concerning token length. While larger patch sizes enable attention computation efficiency, they struggle to capture fine-grained visual details, leading to image distortions. To address this challenge, we propose augmenting the Diffusion model with the Multi-Resolution network (DiMR), a framework that refines features across multiple res-

olutions, progressively enhancing detail from low to high resolution. Additionally, we introduce Time-Dependent Layer Normalization (TD-LN), a parameter-efficient approach that incorporates time-dependent parameters into layer normalization to inject time information and achieve superior performance. Our method’s efficacy is demonstrated on the class-conditional ImageNet generation benchmark, where DiMR-XL variants outperform prior diffusion models, setting new state-of-the-art FID scores of 1.70 on ImageNet 256×256 and 2.89 on ImageNet 512×512 .

1 Introduction

Diffusion and score-based generative models [23, 52, 54, 19, 53] have demonstrated promising results for high-fidelity image generation [8, 37, 43, 45, 47]. These models generate images through an iterative process of gradually denoising Gaussian random noise to create realistic samples. Central to this process is a neural network, tasked with denoising the inputs through a mean squared error loss function. Traditionally, U-Net architectures [46] (enhanced with residual blocks [15] and self-attention blocks [58] at lower resolution) have been prevalent. However, recent advancements have introduced Transformer-based designs [58, 9], offering superior performance and scalability.

In practice, Transformer-based architectures face the challenge of balancing visual fidelity and computational complexity, primarily stemming from the self-attention operation and the patchification process employed for downsampling inputs [9] (*i.e.*, a smaller patch size results in better visual fidelity at the cost of a longer token length and thus more computational complexity by the self-attention operation). The quadratic complexity inherent in self-attention concerning token length necessitates larger patch sizes to facilitate more efficient attention computations. However, the adoption of large patch sizes inevitably compromises the model’s capacity to capture finer visual details, resulting in image distortion (*i.e.*, low visual fidelity). This dilemma prompts DiT [40] to conduct a systematic study on the impact of patch size on image distortion, as depicted in Fig. 7 of their paper. Consequently, they settled on a patch size of 2 for their final design. Similarly, U-ViT [3] opted for a patch size of 2 for input sizes of 256×256 and a patch size of 4 for 512×512 images, effectively balancing the token length for different image sizes. Despite these meticulous adjustments, the generated results still exhibit discernible image distortion, as illustrated in Fig. 1.

One simplistic solution to mitigate image distortion in Transformer-based architectures is adopting a patch size of 1, but this significantly increases computational complexity. Instead, inspired by the success of *image cascade* [20, 47] which generate images at increasing resolutions, we propose a *feature cascade* approach that progressively upsamples lower-resolution features to higher resolutions, alleviating distortion in image generation. In this study, we present DiMR, which enhances the **D**iffusion model with a **M**ulti-**R**esolution network. DiMR tackles the challenge of balancing visual detail capture and computational complexity through improvements in the denoising backbone architecture. We employ a multi-resolution network design that comprises multiple branches to progressively refine features from low to high resolution, preserving intricate details within the input data. Specifically, the first branch handling the lowest resolution incorporates Transformer blocks [58], leveraging the superior performance and scalability observed in prior works [3, 40], while the remaining branches utilize ConvNeXt blocks [34], which are efficient for high resolution features. The network processes inputs progressively from the lowest resolution, with additional features from the preceding resolution. The last branch refines features at the same spatial resolution as the input, effectively mitigating image distortion arising from the patchification.

Additionally, we observe that existing time conditioning mechanisms [41, 25, 8], such as adaptive layer normalization (adaLN) [40], are parameter-intensive. In contrast, we propose a more efficient approach, Time-Dependent Layer Normalization (TD-LN), that integrates time-dependent parameters directly into layer normalization [2], achieving superior performance with fewer parameters.

To demonstrate its effectiveness, we evaluate DiMR on the class-conditional ImageNet generation benchmark [7]. On ImageNet 64×64 , DiMR-M (133M parameters) and DiMR-L (284M), without classifier-free guidance [18], achieve FID scores of 3.65 and 2.21, respectively, outperforming the Transformer-based U-ViT-M/4 and U-ViT-L/4 by 2.20 and 2.05 FID. On ImageNet 256×256 , DiMR-XL (505M) achieves FID scores of 4.50 and 1.70, without and with classifier-free guidance, respectively. On ImageNet 512×512 , DiMR-XL (525M) achieves FID scores of 7.93 and 2.89, without and with classifier-free guidance, respectively. These results demonstrate superior

performance compared to all previous methods, despite having similar or smaller model sizes, establishing a new state-of-the-art performance. In summary, our main contributions are as follows:

1. We develop effective strategies for integrating multi-resolution networks into diffusion models, introducing the novel feature cascade approach that captures visual details and reduces image distortions in high-fidelity image generation.
2. We propose TD-LN, a simple yet effective parameter-efficient method that explicitly encodes crucial temporal information into the diffusion model for enhanced performance.
3. We introduce DiMR, a novel architecture that enhances diffusion models with the proposed multi-resolution network and the TD-LN. DiMR demonstrates superior performance on the class-conditional ImageNet generation benchmark compared to existing methods.

2 Related Work

Diffusion models. Diffusion [52, 19] and score-based generative models [23, 54], centered around a denoising network trained to progressively produce denoised variants of the input data. They have driven significant advances across various domains [33, 28, 57, 55, 60, 39, 59], particularly excelling in high-fidelity image generation tasks [37, 43, 45, 47]. Key advancements in diffusion models include the improvements in sampling methodologies [19, 53, 26] and the adoption of classifier-free guidance [18]. Latent Diffusion Models (LDMs) [45, 40, 42, 61] address the challenges of high-resolution image generation by conducting diffusion in the lower-resolution latent space via a pre-trained autoencoder [27]. In this study, our focus lies on designing the denoising network within diffusion models and examining its applicability across both pixel diffusion models and LDMs.

Architecture for diffusion models. Early diffusion models employed convolutional U-Net architectures [46] as the denoising network, which were subsequently strengthened through explorations of either computing attention [8, 38] or performing diffusion directly at multiple scales [20, 13]. Recently, Transformer-based architectures [3, 40, 14] along with other explorations [62, 56] have emerged as promising alternatives, showcasing superior performance and scalability. Specifically, for Transformer-based architectures, U-ViT [3] treats all inputs, including time, condition, and noisy image patches, as tokens and employs long-skip connections between shallow and deep transformer layers inspired by U-Net. Similarly, DiT [40] leverages Vision Transformers (ViTs) [9] to systematically explore the design space under the Latent Diffusion Models (LDMs) framework, demonstrating favorable properties such as scalability, robustness, and efficiency. In this study, we introduce the Multi-Resolution Network as a new denoising architecture for diffusion models, featuring a multi-branch design where each branch is dedicated to processing a specific resolution.

Time conditioning mechanisms. Following the widespread usage of adaptive normalization [41] in GANs [4, 25], diffusion models similarly explore adaptive group normalization (AdaGN) [8] and adaptive layer normalization (AdaLN) [40] to encode the time information. These methods share the similarity in requiring computing a linear projection of the timestep, which significantly increases the parameter of the model. Recently, U-ViT [3] introduces a new strategy to simply treat time as a token and process with Transformer blocks. Even though effective, it is not feasible to treat time as input for other blocks (*e.g.*, ConvNeXt blocks [34]). In this study, we introduce Time-Dependent Layer Normalization (TD-LN), a parameter-efficient approach that explicitly encodes temporal information by incorporating time-dependent parameters into layer normalization [2].

3 Preliminary

Diffusion models [52, 19] are characterized by a forward process that gradually injects noises to destroy data $\mathbf{x}_0 \sim q(\mathbf{x}_0)$, and a reverse process that inverts the forward process corruptions. Formally, the noise injection process is formulated as a Markov chain:

$$q(\mathbf{x}_{1:T}|\mathbf{x}_0) = \prod_{t=1}^T q(\mathbf{x}_t|\mathbf{x}_{t-1}),$$

where \mathbf{x}_t for $t \in [1 : T]$ is a family of random variables obtained by progressively injecting Gaussian noise into the data \mathbf{x}_0 , and $q(\mathbf{x}_t|\mathbf{x}_{t-1}) = \mathcal{N}(\mathbf{x}_t|\sqrt{\alpha_t}\mathbf{x}_{t-1}, \beta_t\mathbf{I})$ represents the noise

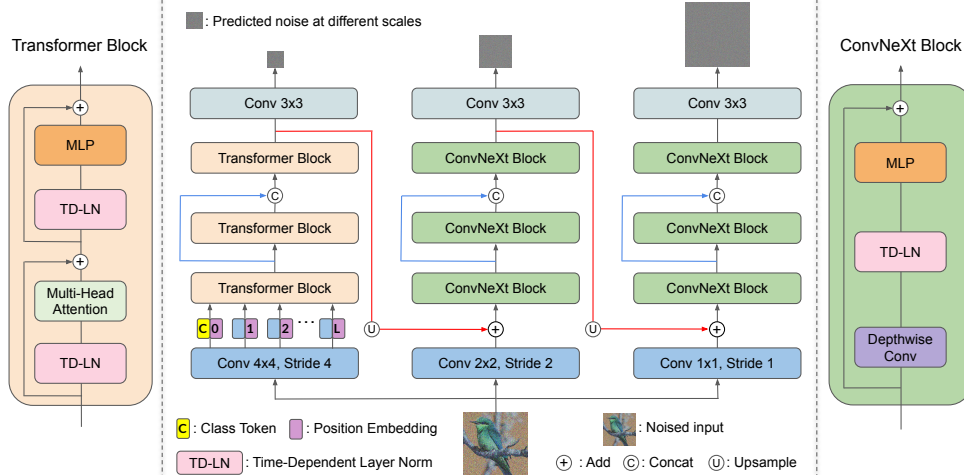


Figure 2: **Model overview.** We propose DiMR that enhances Diffusion models with a Multi-Resolution Network. In the figure, we present the Multi-Resolution Network with three branches. The first branch processes the lowest resolution (4 times smaller than the input size) using powerful Transformer blocks, while the other two branches handle higher resolutions (2 times smaller than the input size and the same size as the input, respectively) using effective ConvNeXt blocks. The network employs a *feature cascade* framework, progressively upsampling lower-resolution features to higher resolutions to reduce distortion in image generation. The Transformer and ConvNeXt blocks are further enhanced by the proposed Time-Dependent Layer Normalization (TD-LN), detailed in Fig. 4.

injection schedule such that $\alpha_t + \beta_t = 1$. In the reverse process, a Gaussian model $p(\mathbf{x}_{t-1}|\mathbf{x}_t) = \mathcal{N}(\mathbf{x}_{t-1}|\boldsymbol{\mu}_t(\mathbf{x}_t), \sigma_t^2 \mathbf{I})$ is learned to approximate the ground truth reverse transition $q(\mathbf{x}_{t-1}|\mathbf{x}_t)$. This step is equivalent to predicting the denoised variant of the input \mathbf{x}_t , and thus the learning objective can be further simplified to predicting the noise $\boldsymbol{\epsilon}_t$ via a noise prediction network (with parameters $\boldsymbol{\theta}$), *i.e.*, $\boldsymbol{\epsilon}_\theta(\mathbf{x}_t): \min_{\boldsymbol{\theta}} \mathbb{E}_{t, \mathbf{x}_0, \boldsymbol{\epsilon}_t} \|\boldsymbol{\epsilon}_t - \boldsymbol{\epsilon}_\theta(\mathbf{x}_t)\|_2^2$. The condition information c can be incorporated into the learning objective when the diffusion process is guided by the class condition [8], *i.e.*, $\boldsymbol{\epsilon}_\theta(\mathbf{x}_t, c): \min_{\boldsymbol{\theta}} \mathbb{E}_{t, \mathbf{x}_0, c, \boldsymbol{\epsilon}_t} \|\boldsymbol{\epsilon}_t - \boldsymbol{\epsilon}_\theta(\mathbf{x}_t, c)\|_2^2$. Traditionally, learning this objective relies on the U-Net [46], with the condition c encoded into the U-Net through various methods [3, 8, 40, 45].

4 Method

In this section, we begin by introducing the proposed Multi-Resolution Network (Sec. 4.1), which progressively refines features from low to high resolution. Next, we detail the proposed Time-Dependent Layer Normalization (Sec. 4.2). We then discuss several micro-level design enhancements (Sec. 4.3). Finally, we present the DiMR model variants, scaled for different model sizes (Sec. 4.4).

4.1 Multi-Resolution Network

Motivation. There is a trade-off between generation quality and computational complexity as depicted in the ablation study in Fig. 7 of DiT [40]. Their careful study revealed that Transformer-based diffusion models with smaller patch sizes operate at higher feature resolutions and produce better generation quality but incur higher computational costs due to the increased input size.

We conjecture that the distortion in U-ViT [3] and DiT [40] arises from their oversimplified up-sampling module, where lower-resolution feature maps are upsampled directly to the target size of the generated images via a simple linear layer (for increasing channels) and pixel shuffling up-sampling [51]. Inspired by *image cascade* [20, 47]—a method for generating high-resolution images by using multiple cascaded diffusion models to produce images of progressively increasing resolution—we propose *feature cascade*, which progressively upsamples lower-resolution features to higher resolutions to alleviate distortion in image generation. The *feature cascade* is implemented through the proposed Multi-Resolution Network, deployed as the denoising network in diffusion models.

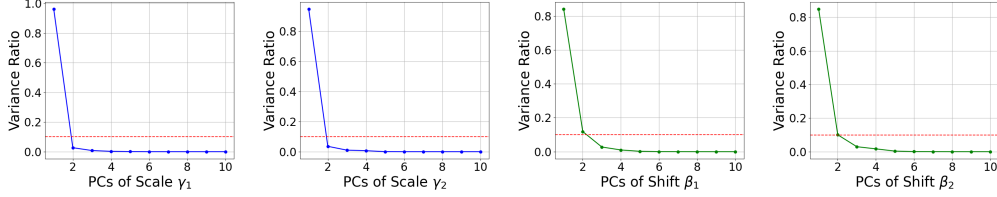


Figure 3: **Principal Component Analysis (PCA) of learned scale and shift parameters in adaLN-Zero [40].** We conduct PCA on the learned scale (γ_1, γ_2) and shift (β_1, β_2) parameters obtained from a parameter-heavy MLP in adaLN-Zero using a pre-trained DiT-XL/2 [40] model. The vertical axis represents the explained variance ratio of the corresponding Principal Components (PCs). Our observations reveal that the learned parameters can be largely explained by two principal components, suggesting the potential to approximate them by a simpler function.

Overview of multi-branch design. The proposed Multi-Resolution Network comprises R branches, where each branch is dedicated to process a specific resolution. For the r -th branch ($r \in \{1, \dots, R\}$), the input features are processed by a convolution with a kernel size of $2^{R-r} \times 2^{R-r}$ and a stride of 2^{R-r} , which effectively patchifies the input for different resolutions. The first branch (*i.e.*, $r = 1$) downsamples the input features by a factor of 2^{R-1} , and subsequently handles the lowest resolution features via the Transformer blocks [58], which enjoys the superior performance and scalability of self-attention operations [3, 40]. For higher resolution features, the remaining branches utilize the ConvNeXt blocks [34], which leverages the efficiency of large kernel depthwise-convolution operations [22, 49]. Intermediate features from the previous branch (last block’s output) are upsampled and added with the inputs for the current branch. Following U-ViT [3], all branches employ the long skip connections and an additional 3×3 convolution in the end. The final branch (*i.e.*, $r = R$) refines features at the same spatial resolution as the input.

Design details. For $r \in \{1, \dots, R\}$, we define the r -th branch as a function $f_{\theta,r}$ as follows:

$$\epsilon_{\theta}(\mathbf{x}_t, c, r), \mathbf{y}_r = f_{\theta,r}(\mathbf{x}_t, \mathbf{y}_{r-1}, t, c), \quad (1)$$

where the function $f_{\theta,r}$, parameterized by θ and r , takes as input the input features \mathbf{x}_t and the features from previous resolution \mathbf{y}_{r-1} (also time t and condition c). The outputs of $f_{\theta,r}$ contain the intermediate features \mathbf{y}_r (last block’s output, before the final 3×3 convolution) and the predicted noise $\epsilon_{\theta}(\mathbf{x}_t, c, r)$ for the resolution specific to r -th branch.

To process the inputs, the function $f_{\theta,r}$ first patchifies the input features \mathbf{x}_t , and adds it with the upsampled features \mathbf{y}_{r-1} from the previous resolution $r - 1$. The resulting features are then processed by either a stack of Transformer blocks (when $r = 1$) or ConvNeXt blocks (when $r \neq 1$) with another 3×3 convolution added in the end. Formally, we have:

$$f_{\theta,r}(\mathbf{x}_t, \mathbf{y}_{r-1}, t, c) = \text{Conv}_{3 \times 3}(g_{\theta,r}(\text{Patchify}(\mathbf{x}_t) + \text{Upsample}(\mathbf{y}_{r-1}), t, c)), \quad (2)$$

where $\text{Conv}_{3 \times 3}$ is 3×3 convolution, Patchify is patchification instantiated via a convolution with a kernel size of $2^{R-r} \times 2^{R-r}$ and a stride of 2^{R-r} , Upsample is the pixel shuffling upsampling operation [51], and $g_{\theta,r}$ is a stack of Transformer blocks or ConvNeXt blocks, depending on r , augmented with the long skip connections [3]. For the first branch (*i.e.*, $r = 1$), \mathbf{y}_0 is set to zero. The noise prediction $\epsilon_{\theta}(\mathbf{x}_t, c, R)$ at the last branch (*i.e.*, $r = R$) is used for the iterative diffusion process. We illustrate the proposed Multi-Resolution Network with three branches in Fig. 2. Note that the input features can be either raw image pixels or latent features after VAE [27], where the latent features facilitate efficient high-resolution image generation [45].

4.2 Time-Dependent Layer Normalization

Motivation. Time conditioning plays a crucial role in the diffusion process. While the ConvNeXt blocks in the Multi-Resolution Network efficiently process high-resolution features, they also present a new challenge: *How do we inject time information into ConvNeXt blocks?* To address this, we carry out a systematic ablation study (details in Tab. 2), starting with the U-ViT architecture [3], which encodes time information via an in-context conditioning mechanism, Time-Token (*i.e.*, treating time as input token to Transformer). Unlike Transformer blocks, however, it is not feasible to add a time token directly to ConvNeXt blocks, which can only process 2D features. As an alternative, we explored the adaptive normalization mechanism, particularly the adaptive layer normalization

AdaLN-Zero [40]. Interestingly, we found AdaLN-Zero to be more effective than Time-Token on the ImageNet 64×64 benchmark, contradicting U-ViT’s findings on CIFAR-10 [29] (See Fig. 2(b) in [3]). However, AdaLN-Zero significantly increases model parameters (from 130.9M to 202.4M) due to the Multi-Layer Perceptron (MLP) used to adaptively learn the scale and shift parameters.

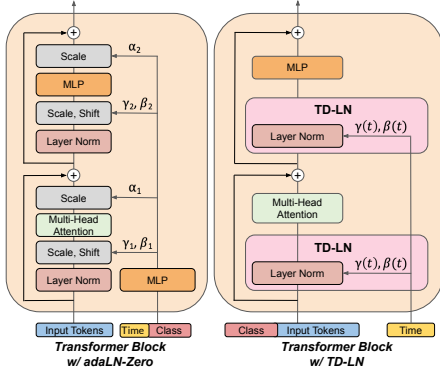


Figure 4: **Time conditioning mechanisms.** (Left) adaLN-Zero [40] learns scale and shift parameters $(\gamma_i, \beta_i, \alpha_i, i = \{1, 2\})$ using parameter-heavy MLPs. (Right) The proposed Time-Dependent Layer Normalization (TD-LN) formulates the LN statistics as functions of time $(\gamma(t), \beta(t))$, making it parameter-efficient.

where γ_1 and β_1 scale and shift the output from the layer normalization LN, the function Embed generates the embedding vectors for time t and class condition c , and z is the output. The LN has its own learnable affine transform parameters γ and β . adaLN-Zero [40] introduces another scale parameter α_1 , obtained from the same MLP for zero initialization of a residual block [12]. We note that DiT employs two sets of $(\gamma_1, \beta_1, \alpha_1)$ and $(\gamma_2, \beta_2, \alpha_2)$ in a Transformer block, as shown in Fig. 4.

TD-LN design. In contrast, our proposed method, Time-Dependent Layer Normalization (TD-LN), directly incorporates time t into layer normalization by formulating LN’s learnable affine transform parameters γ and β as functions of t . Motivated by the observation that the learned parameters of adaLN-Zero can be largely explained by two principal components, we propose to model this through the linear interpolation of two learnable parameters p_1 and p_2 . Formally,

$$s(t) = \text{Sigmoid}(w \cdot t + b), \quad (5)$$

$$\gamma(t) = s(t) \cdot p_1 + (1 - s(t)) \cdot p_2, \quad (6)$$

where $s(t)$ is a transformation of time t , w and b are the learnable weight and bias, and Sigmoid is the sigmoid activation function. The other affine transform parameter, $\beta(t)$, is formulated similarly with another two parameters p_3 and p_4 . Consequently, the proposed TD-LN is represented as follows:

$$z = \text{LN}(\mathbf{x}, \gamma(t), \beta(t)). \quad (7)$$

Unlike adaLN, which learns additional re-scaling γ_1 and re-centering β_1 variables, TD-LN directly incorporates the time-dependent $\gamma(t)$ and $\beta(t)$ into layer normalization, eliminating the need for a parameter-heavy MLP. Furthermore, TD-LN is a versatile mechanism, enabling the injection of time information into both Transformer blocks and ConvNeXt blocks. In DiMR, we replace all layer normalizations with the proposed TD-LN, and treat the class condition c as input token for the Transformer blocks (ConvNeXt blocks do not take class condition token).

4.3 Micro-Level Design

In addition to the major architectural modifications discussed earlier, we also explore several micro-level design changes to enhance model performance.

Multi-scale loss. The proposed Multi-Resolution Network comprises R branches, each dedicated to processing features at a specific resolution, naturally producing multi-scale outputs. To leverage this,

To understand how time information is utilized in adaLN-Zero, we conducted Principal Component Analysis (PCA) on the learned scale (γ_1, γ_2) and shift (β_1, β_2) parameters from a parameter-heavy MLP in adaLN-Zero using a pre-trained DiT-XL/2 [40] model, as shown in Fig. 3. Intriguingly, we observed that the learned parameters can be largely explained by two principal components, suggesting that a parameter-heavy MLP might be unnecessary and that a simpler function could suffice. To address the increase in parameters, we introduce Time-Dependent Layer Normalization (TD-LN), a straightforward and lightweight method to inject time into layer normalization. We detail the designs below.

adaLN design. Building on layer normalization [2], adaLN additionally learns the scale parameter γ_1 and shift parameter β_1 via an MLP from the sum of the embedding vectors of time t and class condition c . Formally, given the input \mathbf{x} (ignoring the dependency on t for simplicity), we have:

$$\gamma_1, \beta_1 = \text{MLP}(\text{Embed}(t) + \text{Embed}(c)), \quad (3)$$

$$z = \gamma_1 \cdot \text{LN}(\mathbf{x}, \gamma, \beta) + \beta_1, \quad (4)$$

we explore training the network with a multi-scale loss \mathcal{L}_{multi} , which is a weighted sum of mean squared error loss at each resolution. Formally, the multi-scale loss is defined as follows:

$$\mathcal{L}_{multi} = \sum_{r=1}^R \alpha_r \cdot \mathbb{E}_{t, \mathbf{x}_0, c, \epsilon_t} \|\text{Downsample}(\epsilon_t, r) - \epsilon_{\theta}(\mathbf{x}_t, c, r)\|_2^2, \quad (8)$$

where α_r is the loss weight for the r -th branch, and $\text{Downsample}(\epsilon_t, r)$ downsamples the target noise ϵ_t by a factor of 2^{R-r} using average pooling (the R -th branch, containing no downsampling, is our final output). We set $\alpha_r = 1/(2^{R-r} \times 2^{R-r})$, motivated by the prior work [21] which found that the signal to noise ratio increases by a factor of k^2 when the noised input is average-pooled with a $k \times k$ kernel. Intuitively, our target output (the R -th branch) has a loss weight $\alpha_R = 1$, and the loss weights for the intermediate outputs are scaled down quadratically based on the downsampling factor.

Gated linear unit. In the proposed Multi-Resolution Network, both Transformer and ConvNeXt blocks include an MLP block, consisting of two linear transformations with GeLU activation [16] in between. We also explore replacing the first linear layer with GeGLU [50], an enhanced version of the Gated Linear Unit (GLU) [6] that has $2\times$ expansion rate.

4.4 DiMR Model Variants

We now introduce the DiMR model variants, scaled appropriately for different model sizes. We present three sizes: DiMR-M (medium, 133M parameters), DiMR-L (large, 284M parameters), and DiMR-XL (extra-large, around 500M parameters). Three hyperparameters— R (number of branches), N (number of layers per branch), and D (hidden size per branch)—define each DiMR variant. Specifically, R determines the number of branches in the multi-resolution network. We append 2R or 3R to the model name to indicate whether two or three branches are used. The number of layers N in the multi-resolution network is represented as a tuple of R numbers, where the r -th number specifies the number of layers in the r -th branch. Similarly, the hidden size D is also a tuple of R numbers. The model variants details are presented in Tab. 3 in Sec. B in the Appendix.

5 Experimental Results

5.1 Experimental Setup

Datasets. We consider class-conditional image generation tasks at 64×64 , 256×256 , and 512×512 resolutions on ImageNet-1K [7]. For images at 64×64 , we train DiMR on pixel space. For images at 256×256 and 512×512 , following the baselines [3, 40], we utilize an off-the-shelf pre-trained variational autoencoder [27] from Stable Diffusion [45] to extract the latent representations sized at 32×32 and 64×64 , respectively. Then we train our DiMR to model these latent representations.

Evaluation. We measure the model’s performance using Fréchet Inception Distance (FID) [17]. We report FID on 50K generated samples to measure the image quality (*i.e.*, FID-50K). To ensure fair comparisons, we follow the same evaluation suite as the baselines [8, 40] to compute the FID scores. We also report Inception Score [48] and Precision/Recall [30] in Sec. D as secondary metrics.

Implementation details. For a fair comparison with DiT [40], we train the 256×256 and 512×512 models for 1M iterations, and also report results for 500K iterations to compare with U-ViT [3]. We train the 64×64 models for 300K iterations, following the U-ViT protocol. *Our training hyperparameters are almost entirely retained from U-ViT [3]. We did not tune learning rates, decay/warm-up schedules, Adam β_1/β_2 values, or weight decays.* Further details on hyperparameters and configurations are provided in Sec. C in the Appendix.

5.2 State-of-the-Art Diffusion Models

We compare DiMR with state-of-the-art diffusion models on ImageNet 256×256 and 512×512 in Tab. 1, and provide more comparisons with other types of generative models in Tab. 6 and Tab. 7 in the Appendix. Results on ImageNet 64×64 are reported in Tab. 5 in the Appendix. More random samples of the generated images are also presented in Fig. 7 to Fig. 18 in the Appendix.

ImageNet 256×256 . From Tab. 1a, we observe that our DiMR outperforms all previous diffusion-based models and achieves a state-of-the-art FID-50K score of 1.70. Specifically, with a compa-

Table 1: **Class-conditional image generation on ImageNet 256×256 and ImageNet 512×512 .** We report training epochs, number of parameters (#Params), GFLOPs, and FID-50K with and without Classifier-Free Guidance (CFG). Best results are marked in **bold**. Our DiMR achieves state-of-the-art results, and even surpasses most recent large-scale models on ImageNet 256×256 (marked in gray).

(a) ImageNet 256×256						(b) ImageNet 512×512					
Model	Epoch	#Params.	Gflops	FID (w/o CFG)↓	FID↓	Model	Epoch	#Params.	Gflops	FID (w/o CFG)↓	FID↓
ADM-U [8]	396	608M	742	7.49	3.94	ADM [8]	-	422M	-	23.24	7.72
LDM-4 [45]	166	400M	104	10.56	3.60	ADM-U	1081	731M	2813	9.96	3.85
U-ViT-H/2 [3]	400	501M	133	6.58	2.29	U-ViT-L/4 [3]	400	287M	77	-	4.67
DiT-XL/2 [40]	1399	675M	119	9.62	2.27	U-ViT-H/4 [3]	400	501M	133	15.70	4.05
Large-DiT-3B [1]	340	3.0B	-	-	2.10	DiT-XL/2 [40]	599	675M	525	12.03	3.04
DiMR-XL/2R (Ours)	400	505M	160	4.87	1.77	DiMR-XL/3R (Ours)	400	525M	206	8.56	3.23
DiMR-XL/2R (Ours)	800	505M	160	4.50	1.70	DiMR-XL/3R (Ours)	800	525M	206	7.93	2.89




Figure 5: **DiMR alleviates distortions and improves visual fidelity.** In this figure, we randomly visualize the detected low-fidelity images, identified by a pretrained classifier, which are generated by the best models from the baselines and our DiMR. The first column reports both their FID-50K scores and the proportion of distorted images based on human evaluation. DiMR demonstrates better generation performance and lower distortion rates than the baselines.

erable model size and equal or fewer training epochs, our model surpasses previous state-of-the-art transformer-based diffusion models, including U-ViT[3] (1.77 vs. 2.29 with Classifier-Free Guidance [18] (CFG) and 4.87 vs. 6.58 without CFG) and DiT [40] (1.70 vs. 2.27 with CFG and 4.50 vs. 9.62 without CFG). Moreover, with only 505M parameters, our model even outperforms the most recent large-scale diffusion model (Large-DiT [1], 3.0B) by a significant margin (1.77 vs. 2.10), indicating the strong capabilities of the proposed DiMR.

ImageNet 512×512 . Our DiMR outperforms all previous diffusion-based models on ImageNet 512×512 and achieves a state-of-the-art FID-50K score of 2.89 as shown in Tab. 1b. It is worth noting that, although both Gflops and model sizes are critical for improving performance, as discussed in the DiT paper [40], we still outperform it with only 39.2% of the GFLOPs and 77.8% of the model size, improving the FID-50K from 3.04 to 2.89.

5.3 Alleviating Distortion

Transformer-based architectures encounter the challenge of balancing visual fidelity with computational complexity. Despite adopting a small patch size of 2, current models still struggle with distortions. To illustrate the effectiveness of DiMR in alleviating these distortions, we adopt a classifier-based rejection model following previous work [44]. However, we diverge from previous approaches by *solely* using the rejection model to analyze distorted images, rather than filtering out bad images and computing metrics only on selected ‘good’ images. It is important to note that all metrics in our paper are computed without using the rejection model to ensure fair comparisons.

Specifically, we randomly generate 80K images for each model and utilize a pretrained Vision Transformer classifier [9] to identify low-fidelity images based on the predicted probabilities. Images

Table 2: **Ablation study.** Beginning with the baseline, we verify the effectiveness of each component.

Model	AdaLN-Zero [40]	TD-LN	Multi-branch	GLU [50]	Multi-scale Loss	FID(↓)	# Params.
1 Baseline (U-ViT-M/4 [3])						5.85	130.9M
2	✓					5.44	202.4M
3	✓		✓			7.91	217.9M
4		✓	✓			5.21	154.0M
5		✓	✓	✓		4.86	132.9M
6 DiMR-M/3R (Ours)		✓	✓	✓	✓	3.65	132.9M

with a probability below a threshold of 0.2 are considered low-fidelity or potentially distorted. Fig. 5 shows random samples of low-fidelity images detected by the classifier. However, we find that not all detected images are distorted; many are classified with low probability due to classifier errors. To accurately identify distorted images among those detected by the classifier, we conduct user studies where human evaluators manually assess the images. Images generated by all three methods are merged and presented, along with their corresponding class labels, to human evaluators, who are instructed to determine whether each image is distorted (*i.e.*, identify low-fidelity images). Each image is evaluated by five different human evaluators. We consider the proportion of distorted images generated by different models, *i.e.* distortion rate. We compute three distortion rates, one for each model, from each evaluator based on the images they evaluate. The final distortion rate for each model is obtained by averaging the rates from all evaluators. As reported in Fig. 5, we observe that even among those low-fidelity images, only 29.2% of the images generated by DiMR are distorted, while previous methods yield much higher distortion rates of 63.5% and 71.0%.

5.4 Ablation Studies

We conduct ablation experiments on ImageNet 64×64 , step by step starting from the baseline U-ViT-M/4 [3], to verify the effectiveness of the proposed designs, as presented in Tab. 2.

AdaLN-Zero vs. TD-LN. Since the time token used in U-ViT cannot be adopted for ConvNeXt blocks, we first apply AdaLN-Zero [40] to the original U-ViT and our multi-branch network. As observed in row 2 of Tab. 2, AdaLN-Zero slightly improves the performance of U-ViT from 5.85 to 5.44. However, it does not perform well on ConvNeXt blocks and thus decreases the performance from 5.44 to 7.91 (row 3). Additionally, AdaLN-Zero significantly increases the model size from 130.9M to 202.4M. In contrast, our TD-LN is more flexible and parameter-efficient: it efficiently provides time information to both Transformer blocks and ConvNeXt blocks, improving the FID-50K score from 7.91 to 5.21 (row 4), and also reduces the model size from 217.9M to 154.0M.

GLU further reduces model size. In Tab. 2, row 5 shows the improvement of GLU compared with the vanilla MLP block. We observe that using GLU slightly improves the performance from 5.21 to 4.86 and further reduces the model size from 154.0M to 132.9M.

Multi-scale loss is critical for multi-resolution network. Training a multi-resolution network presents additional challenges and can result in sub-optimal results. In Tab. 2, row 6 illustrates that our multi-scale loss significantly enhances the performance, achieving a FID-50K score of 3.65.

Multi-branch design improves visual fidelity and alleviates distortions in image generations. Finally, comparing the multi-branch design in row 6 (incorporating TD-LN, GLU, and multi-scale loss to facilitate training) with the baseline in row 1 reveals a significant improvement in FID-50K, from 5.85 to 3.65, with just a 1.5% increase in model size (130.9M to 132.9M). Additionally, from Fig. 5, it’s evident that the multi-branch design generates images with higher fidelity and less distortion.

6 Conclusion

In this work, we introduce DiMR, which enhances diffusion models through the Multi-Resolution Network, progressively refining features from low to high resolutions and effectively reducing image distortion. Additionally, DiMR incorporates the proposed parameter-efficient Time-Dependent Layer Normalization (TD-LN), further improving image generation quality. The effectiveness of DiMR has been demonstrated on the popular class-conditional ImageNet generation benchmark, outperforming prior methods and setting new state-of-the-art performance on diffusion-style generative models. We hope that DiMR will inspire future designs of both denoising networks and time conditioning mechanisms, paving the way for even more advanced image generation models.

Acknowledgement: We thank Xueqing Deng and Peng Wang for their valuable discussion during Zhanpeng’s internship.

Appendix

In the appendix, we provide additional information as listed below:

- Sec. **A** provides the dataset information and licenses.
- Sec. **B** provides the DiMR model variants, scaled appropriately for different model sizes.
- Sec. **C** provides the implementation details of DiMR.
- Sec. **D** provides more comparison with other methods for class-conditional image generation on ImageNet 64×64 , ImageNet 256×256 , and ImageNet 512×512 .
- Sec. **E** provides detailed introduction and more results of the Principal Component Analysis (PCA) on the scale and shift parameters learned in adaLN-Zero.
- Sec. **F** provides more generated image samples by DiMR.
- Sec. **G** discusses the limitations of our method.
- Sec. **H** discusses the positive societal impacts of our method.
- Sec. **I** discusses the potential risk of our method and safeguards that will be put in place for responsible release of our models.

A Datasets Information and Licenses

ImageNet: The ImageNet [7] dataset, containing 1,281,167 training and 50,000 validation images from 1,000 different classes, is a standard benchmark for image classification and class-conditional image generation. For the task of class-conditional image generation, the images are typically resized to a specified size, *e.g.*, 64×64 , 256×256 , or 512×512 .

License: Custom License, non-commercial. <https://image-net.org/accessagreement>

Dataset website: <https://image-net.org/>

B DiMR Model Variants

We introduce the DiMR model variants, scaled appropriately for different model sizes. We present three sizes: DiMR-M (medium, 132.7M parameters), DiMR-L (large, 284.0M parameters), and DiMR-XL (extra-large, around 500M parameters). Three hyperparameters— R (number of branches), N (number of layers per branch), and D (hidden size per branch)—define each DiMR variant. Specifically, R determines the number of branches in the multi-resolution network. We append 2R or 3R to the model name to indicate whether two or three branches are used. The number of layers N in the multi-resolution network is represented as a tuple of R numbers, where the r -th number specifies the number of layers in the r -th branch. Similarly, the hidden size D is also a tuple of R numbers. We follow a straightforward scaling rule: most layers are stacked in the first branch, which is processed by Transformer blocks, while the remaining branches use only half the number of layers of the first branch. Additionally, when the resolution is doubled, the hidden size is reduced by a factor of two. The model variants are illustrated in Tab. 3.

Table 3: **DiMR family.** The specific configuration of a DiMR variant is determined by the hyperparameters R (number of branches), N (number of layers per branch), and D (hidden size per branch).

model	input size	latent size	#branches R	#layers N	hidden size D	#params
DiMR-M/3R	64×64	-	3	(15, 8, 8)	(768, 384, 192)	133M
DiMR-L/3R	64×64	-	3	(33, 17, 17)	(768, 384, 192)	284M
DiMR-XL/2R	256×256	32×32	2	(39, 20)	(960, 480)	505M
DiMR-XL/3R	512×512	64×64	3	(39, 20, 20)	(960, 480, 240)	525M

Table 4: **Experimental setup of DiMR.** Experimental settings for all DiMR variants, including model architectures, training hyperparameters, training costs, and sampler information.

Model	DiMR-M/3R	DiMR-L/3R	DiMR-XL/2R	DiMR-XL/3R
Parameters	133M	284M	505M	525M
Image Resolution	64×64	64×64	256×256	512×512
Latent space	✗	✗	✓	✓
Latent shape	-	-	$32 \times 32 \times 4$	$64 \times 64 \times 4$
Image decoder	-	-	sd-vae-ft-ema	sd-vae-ft-ema
Number of branches R	3	3	2	3
Blocks in 1st branch	Transformer	Transformer	Transformer	Transformer
# Layers	15	33	39	39
# Dimensions	768	768	960	960
# Heads	12	12	16	16
Resolution	16×16	16×16	16×16	16×16
Loss Coeffs.	1/16	1/16	1/4	1/16
Blocks in 2nd branch	ConvNeXt	ConvNeXt	ConvNeXt	ConvNeXt
# Layers	8	17	20	20
# Dimensions	384	384	480	480
Kernel size	7×7	7×7	7×7	7×7
Resolution	32×32	32×32	32×32	32×32
Loss Coeffs.	1/4	1/4	1	1/4
Blocks in 3rd branch	ConvNeXt	ConvNeXt	-	ConvNeXt
# Layers	8	17	-	20
# Dimensions	192	192	-	240
Kernel size	7×7	7×7	-	7×7
Resolution	64×64	64×64	-	64×64
Loss Coeffs.	1	1	-	1
Batch size	1024	1024	1024	1024
Training iterations	300K	300K	1M	1M
Warm-up steps	5K	5K	5K	5K
Optimizer	AdamW	AdamW	AdamW	AdamW
learning rate	3×10^{-4}	3×10^{-4}	2×10^{-4}	2×10^{-4}
Weight decay	0.03	0.03	0.03	0.03
Betas	(0.99, 0.99)	(0.99, 0.99)	(0.99, 0.99)	(0.99, 0.99)
Training devices	8 A100	16 A100	16 A100	16 A100
Training time	62 hours	80 hours	172 hours	288 hours
Sampler	DPM-Solver	DPM-Solver	DPM-Solver	DPM-Solver
Sampling steps	50	50	250	250

C Implementation Details

We use the AdamW optimizer [35] with a constant learning rate of 2×10^{-4} for most experiments, except for the 64×64 models where we use 3×10^{-4} . We set the weight decay to 0.03 and the betas to (0.99, 0.99) for all experiments. A batch size of 1024 is used for all architectures. For a fair comparison with DiT [40], we train the 256×256 and 512×512 models for 1M iterations, and we also report results for 500K iterations to compare with U-ViT [3]. We train the 64×64 models for 300K iterations, following the U-ViT protocol. All experiments use 5K steps for warm-up. We present the detailed experimental setup for all DiMR variants in Tab. 4.

Table 5: **Class-conditional image generation on ImageNet 64×64 (w/o classifier-free guidance)**. Metrics include Fréchet Inception Distance (FID), Inception Score (IS), Precision, and Recall, where “↓” or “↑” indicate whether lower or higher values are better, respectively. “Type”: the type of the generative model. “Epoch”: the number of epochs trained on ImageNet [7]. “#Params”: the number of parameters in the model. “#Gflops”: the computational cost. “Diff.”: Diffusion models.

Model	Type	Epoch	#Params.	Gflops	FID(↓)	IS(↑)	Precision(↑)	Recall(↑)
U-ViT-M/4 [3]	Diff.	240	131M	35	5.85	33.71	0.69	0.61
U-ViT-L/4 [3]	Diff.	240	287M	77	4.26	40.66	0.71	0.62
DiMR-M/3R (Ours)	Diff.	240	133M	54	3.65	42.41	0.74	0.59
DiMR-L/3R (Ours)	Diff.	240	284M	111	2.21	55.73	0.75	0.60

Table 6: **Class-conditional image generation on ImageNet 256×256 (with classifier-free guidance)**. Metrics include Fréchet Inception Distance (FID), Inception Score (IS), Precision, and Recall, where “↓” or “↑” indicate whether lower or higher values are better, respectively. We report results of GAN-based models (GAN), BERT-style masked-prediction models (Mask.), autoregressive models (AR), visual autoregressive models (VAR), and diffusion based models (Diff.). “Type”: the type of the generative model. “Epoch”: the number of epochs trained on ImageNet [7]. “#Params”: the number of parameters in the model. “#Gflops”: the computational cost. “-re”: the models utilize rejection sampling. “Mask. + Diff.”: the models using masked-prediction to improve diffusion models.

Model	Type	Epoch	#Params.	Gflops	FID(↓)	IS(↑)	Precision(↑)	Recall(↑)
BigGAN [4]	GAN	-	112M	-	6.95	224.5	0.89	0.38
GigaGAN [24]	GAN	-	569M	-	3.45	225.5	0.84	0.61
MaskGIT [5]	Mask.	300	227M	-	6.18	182.1	0.80	0.51
MaskGIT-re [5]	Mask.	300	227M	300	4.02	355.6	-	-
RCG [32]	Mask.	200	502M	-	3.49	215.5	-	-
MDT-G [11]	Mask. + Diff.	1299	700M	121	1.79	283.0	0.81	0.61
VQGAN [10]	AR	100	1.4B	-	15.78	74.3	-	-
VQGAN-re [10]	AR	100	1.4B	-	5.20	280.3	-	-
ViTVQ [63]	AR	100	1.7B	-	4.17	175.1	-	-
ViTVQ-re [63]	AR	100	1.7B	-	3.04	227.4	-	-
RQTran [31]	AR	50	3.8B	-	7.55	134.0	-	-
RQTran-re [31]	AR	50	3.8B	-	3.80	323.7	-	-
VAR-d16 [56]	VAR	200	310M	-	3.60	257.5	0.85	0.48
VAR-d20 [56]	VAR	250	600M	-	2.95	306.1	0.84	0.53
VAR-d24 [56]	VAR	350	1.0B	-	2.33	320.1	0.82	0.57
VAR-d30 [56]	VAR	350	2.0B	-	1.97	334.7	0.81	0.61
VAR-d30-re [56]	VAR	350	2.0B	-	1.80	356.4	0.83	0.57
ADM-G [8]	Diff.	396	554M	-	4.59	186.7	0.82	0.52
ADM-G, ADM-U [8]	Diff.	208	608M	742	3.94	215.8	0.83	0.53
CDM [20]	Diff.	2158	-	-	4.88	158.7	-	-
LDM-4 [45]	Diff.	166	400M	-	3.60	247.7	-	-
DiT-L/2 [40]	Diff.	1399	458M	81	5.02	167.2	0.75	0.57
DiT-XL/2 [40]	Diff.	1399	675M	119	2.27	278.2	0.83	0.57
U-ViT-L/2 [3]	Diff.	240	287M	77	3.40	219.9	0.83	0.52
U-ViT-H/2 [3]	Diff.	400	501M	133	2.29	263.9	0.82	0.57
DiffuSSM-XL [62]	Diff.	515	673M	280	2.28	259.1	0.86	0.56
SiT-XL [36]	Diff.	1399	675M	119	2.06	270.3	0.82	0.59
DiMR-XL/2R (Ours)	Diff.	400	505M	160	<u>1.77</u>	285.7	0.79	0.62
DiMR-XL/2R (Ours)	Diff.	800	505M	160	1.70	289.0	0.79	0.63

D Additional Experimental Results

We present the full results of the proposed DiMR compared to other methods on ImageNet [7] in terms of Fréchet Inception Distance (FID) [17], Inception Score (IS) [48], and Precision/Recall [30]. The comparisons are made on class-conditional image generation without classifier-free guidance on ImageNet 64×64 in Tab. 5, and with classifier-free guidance [18] on ImageNet 256×256 in Tab. 6 and ImageNet 512×512 in Tab. 7.

ImageNet 64×64 . We follow the exact experimental setup of U-ViT [3] for class-conditional image generation on ImageNet 64×64 without classifier-free guidance to verify the effectiveness of our proposed backbone. Therefore, we focus solely on comparing against U-ViT on this benchmark. As shown in Tab. 5, when both are trained for 240 epochs, the proposed DiMR-M/3R with 133M parameters achieves an FID of 3.65 and an IS of 42.41, improving upon the counterpart U-ViT-M/4

Table 7: **Class-conditional image generation on ImageNet 512×512 (with classifier-free guidance)**. Metrics include Fréchet Inception Distance (FID), Inception Score (IS), Precision, and Recall, where “ \downarrow ” or “ \uparrow ” indicate whether lower or higher values are better, respectively. We report results of GAN-based models (GAN), BERT-style masked-prediction models (Mask.), autoregressive models (AR), visual autoregressive models (VAR), and diffusion based models (Diff.). “Type”: the type of the generative model. “Epoch”: the number of epochs trained on ImageNet [7]. “#Params”: the number of parameters in the model. “#Gflops”: the computational cost.

Model	Type	Epoch	#Params.	Gflops	FID(\downarrow)	IS(\uparrow)	Precision(\uparrow)	Recall(\uparrow)
BigGAN [4]	GAN	-	158M	-	8.43	177.9	0.88	0.29
MaskGIT [5]	Mask.	300	227M	-	7.32	156.0	0.78	0.50
MaskGIT-re [5]	Mask.	300	227M	-	4.46	342.0	-	-
VAR- <i>d36-s</i> [56]	VAR	350	2.35B	-	2.63	303.2	-	-
ADM-G [8]	Diff.	-	422M	-	7.72	172.7	0.87	0.42
ADM-G, ADM-U [8]	Diff.	1081	731M	2813	3.85	221.7	0.84	0.53
DiT-XL/2 [40]	Diff.	599	675M	525	3.04	240.8	0.84	0.54
U-ViT-L/4 [3]	Diff.	400	287M	77	4.67	213.3	0.87	0.45
U-ViT-H/4 [3]	Diff.	400	501M	133	4.05	263.8	0.84	0.48
DIFFUSSM-XL [62]	Diff.	236	673M	1066	3.41	255.0	0.85	0.49
DiMR-XL/3R (Ours)	Diff.	400	525M	206	3.23	285.1	0.82	0.54
DiMR-XL/3R (Ours)	Diff.	800	525M	206	2.89	289.8	0.83	0.55

with 131M parameters by 2.20 in FID and 8.70 in IS. For the larger model, DiMR-L/3R with 284M parameters outperforms U-ViT-L/4 with 287M parameters by 2.05 in FID and 15.07 in IS. These consistent and significant improvements demonstrate the capability of the proposed Multi-Resolution Network and TD-LN in enhancing diffusion models to generate high-fidelity images.

ImageNet 256×256 . We compare DiMR with state-of-the-art generative models on ImageNet 256×256 with classifier-free guidance in Tab. 6. Compared to U-ViT [3] in a fair setting, our DiMR-XL/2R with 505M parameters, trained for 400 epochs, significantly outperforms U-ViT-H/2 with 501M parameters, also trained for 400 epochs, by 0.52 in FID and 21.8 in IS. In comparison with the recently popular diffusion model DiT [40], DiMR-XL/2R trained for 800 epochs consistently outperforms DiT-L/2 with 458M parameters by 3.32 in FID and 121.8 in IS. DiMR-XL/2R even surpasses the larger variant DiT-XL/2 with 675M parameters by 0.57 in FID and 11.8 in IS. Notably, DiT models require training for 1399 epochs, while DiMR-XL/2R achieves superior performance with only 800 epochs. As a result, DiMR-XL/2R sets a new state-of-the-art on ImageNet 256×256 image generation with an FID of 1.70 and an IS of 289.0.

ImageNet 512×512 . We compare DiMR with state-of-the-art generative models on ImageNet 512×512 with classifier-free guidance in Tab. 7. Under the same training setting for 400 epochs, our DiMR-XL/3R with 525M parameters outperforms U-ViT-H/4 with 501M parameters by 0.82 in FID and 21.3 in IS. Compared to DiT-XL/2 with 675M parameters, DiMR-XL/3R shows slight improvements of 0.15 in FID and 49.0 in IS. Consequently, DiMR-XL/3R sets the state-of-the-art performance on ImageNet 512×512 image generation when using diffusion-based generative models.

E Additional PCA of Learned Scale and Shift Parameters in adaLN-Zero

We conduct PCA on the learned scale (γ_1, γ_2) and shift (β_1, β_2) parameters obtained from a parameter-heavy MLP in adaLN-Zero using a pre-trained DiT-XL/2 [40] model with 28 layers in depth. To conduct the analysis, we utilize the pre-trained DiT-XL/2 to generate images and collected the scale and shift parameters (tensors) produced by the MLP at different layers along the sampling steps. PCA is then performed on the collected tensors at each layer separately. The results are presented in Fig. 6, where each row of the figure displays the analysis result at different depths, from top to bottom: 7, 14, 21, 28. The vertical axis represents the explained variance ratio of the corresponding Principal Components (PCs). As observed, in most cases, the most important principal component can explain most of the variance, while starting from the 3rd principal component, it usually only accounts for less than 5% of the variance. Our observations reveal that the learned parameters, regardless of whether produced by an MLP at a shallower layer or a deeper layer, can be largely explained by two principal components, suggesting the potential to approximate them by a simpler function, TD-LN, where the linear interpolation of two learnable parameters is learned as introduced in Sec. 4.2.

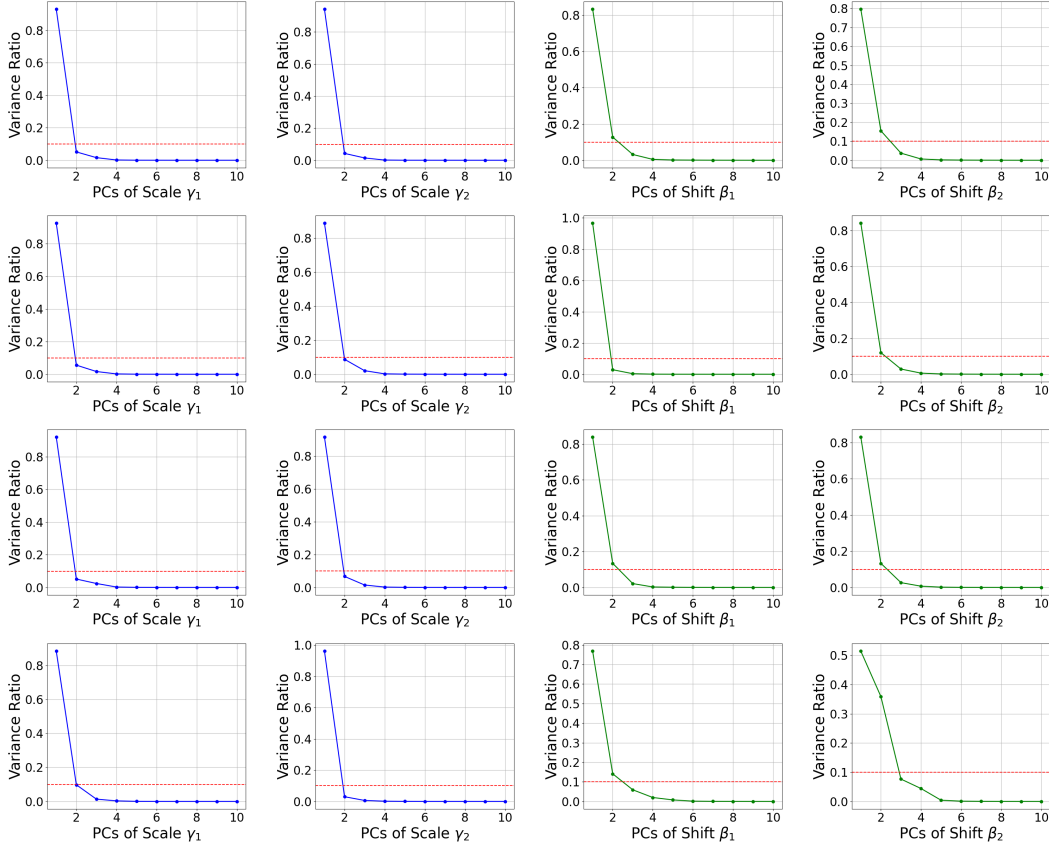


Figure 6: **Principal Component Analysis (PCA) of learned scale and shift parameters in adaLN-Zero [40].** We conduct PCA on the learned scale (γ_1, γ_2) and shift (β_1, β_2) parameters obtained from a parameter-heavy MLP in adaLN-Zero using a pre-trained DiT-XL/2 [40] model with 28 layers in depth. Each row of the figure presents the analysis result at different depths, from top to bottom: 7, 14, 21, 28. The vertical axis represents the explained variance ratio of the corresponding Principal Components (PCs). Our observations reveal that the learned parameters can be largely explained by two principal components, suggesting the potential to approximate them by a simpler function.

F Model Samples

We present samples from our largest variant, DiMR-XL/3R, at 512×512 resolution trained for 800 epochs. Fig. 7- 18 display uncurated samples from the model across a range of input class labels with classifier-free guidance. It is worth noting that our generated image samples exhibit high-quality and minimal image distortions.

G Limitations

The proposed DiMR has a few remaining limitations. First, it focuses on class-conditional image generation, rather than full text-to-image generation approaches. Additionally, although DiMR demonstrates great scalability in our experiments, the exploration of DiMR variants stops at the DiMR-XL/3R model with 524.8M parameters due to constraints on computational resources. In contrast, a few recent methods have scaled image diffusion models to billions of parameters. We leave it as future work to further explore the scaling law of our proposed DiMR to enhance its image generation capabilities.



Figure 7: **Uncurated** 512×512 DiMR samples. Class label = 'arctic wolf' (270)



Figure 8: **Uncurated** 512×512 DiMR samples. Class label = 'volcano' (980)



Figure 9: **Uncurated** 512×512 DiMR samples. Class label = 'husky' (250)



Figure 10: **Uncurated** 512×512 DiMR samples. Class label = 'sulphur-crested cockatoo' (89)



Figure 11: **Uncurated** 512×512 DiMR samples. Class label = 'cliff drop-off' (972)



Figure 12: **Uncurated** 512×512 DiMR samples. Class label = 'balloon' (417)




Figure 13: **Uncurated** 512×512 DiMR samples. Class label = 'lion' (291)



Figure 14: **Uncurated** 512×512 DiMR samples. Class label = 'otter' (360)



Figure 15: **Uncurated** 512×512 DiMR samples. Class label = 'red panda' (387)



Figure 16: **Uncurated** 512×512 DiMR samples. Class label = 'panda' (388)




Figure 17: **Uncurated** 512×512 DiMR samples. Class label = 'coral reef' (973)



Figure 18: **Uncurated** 512×512 DiMR samples. Class label = 'macaw' (88)

H Broader Impacts

The proposed DiMR has the potential to facilitate numerous fields through its advanced image generation capabilities. In the realm of creative industries, DiMR can enhance the efficiency and creativity of artists and designers by generating high-fidelity images with fewer distortions. The high-quality generated images can also contribute to research on synthetic datasets by creating realistic images, aiding in reducing the annotations required for training vision models. However, with these advancements come ethical considerations, such as the risk of generating deepfakes or other malicious content. It is thus crucial to implement safeguards to minimize potential harms.

I Safety Concerns and Safeguards

Given the powerful capabilities of DiMR, it is essential to implement robust safeguards to address potential safety and ethical concerns. One primary concern is the misuse of generated content, such as the creation of deepfakes, which can lead to misinformation and privacy violations. To mitigate this, it is important to establish strict access controls and usage policies to prevent the misuse of these models when released. Transparency in the training data and model architecture is also critical to ensure accountability and to identify potential biases that could lead to harmful outputs. By prioritizing these safeguards, we can ensure the responsible use of DiMR while minimizing potential risks.

References

- [1] Alpha-VLLM. Large-dit-imagenet. <https://github.com/Alpha-VLLM/LLaMA2-Accessory/tree/f7fe19834b23e38f333403b91bb0330afe19f79e/Large-DiT-ImageNet>, 2024.
- [2] Jimmy Lei Ba, Jamie Ryan Kiros, and Geoffrey E Hinton. Layer normalization. *arXiv preprint arXiv:1607.06450*, 2016.
- [3] Fan Bao, Shen Nie, Kaiwen Xue, Yue Cao, Chongxuan Li, Hang Su, and Jun Zhu. All are worth words: A vit backbone for diffusion models. In *CVPR*, 2023.
- [4] Andrew Brock, Jeff Donahue, and Karen Simonyan. Large scale gan training for high fidelity natural image synthesis. *arXiv preprint arXiv:1809.11096*, 2018.
- [5] Huiwen Chang, Han Zhang, Lu Jiang, Ce Liu, and William T Freeman. Maskgit: Masked generative image transformer. In *CVPR*, 2022.
- [6] Yann N Dauphin, Angela Fan, Michael Auli, and David Grangier. Language modeling with gated convolutional networks. In *ICML*, 2017.
- [7] Jia Deng, Wei Dong, Richard Socher, Li-Jia Li, Kai Li, and Li Fei-Fei. Imagenet: A large-scale hierarchical image database. In *CVPR*, 2009.
- [8] Prafulla Dhariwal and Alexander Nichol. Diffusion models beat gans on image synthesis. *NeurIPS*, 2021.
- [9] Alexey Dosovitskiy, Lucas Beyer, Alexander Kolesnikov, Dirk Weissenborn, Xiaohua Zhai, Thomas Unterthiner, Mostafa Dehghani, Matthias Minderer, Georg Heigold, Sylvain Gelly, et al. An image is worth 16x16 words: Transformers for image recognition at scale. In *ICLR*, 2021.
- [10] Patrick Esser, Robin Rombach, and Bjorn Ommer. Taming transformers for high-resolution image synthesis. In *CVPR*, 2021.
- [11] Shanghua Gao, Pan Zhou, Ming-Ming Cheng, and Shuicheng Yan. Masked diffusion transformer is a strong image synthesizer. In *ICCV*, 2023.
- [12] Priya Goyal, Piotr Dollár, Ross Girshick, Pieter Noordhuis, Lukasz Wesolowski, Aapo Kyrola, Andrew Tulloch, Yangqing Jia, and Kaiming He. Accurate, large minibatch sgd: Training imagenet in 1 hour. *arXiv preprint arXiv:1706.02677*, 2017.
- [13] Jiatao Gu, Shuangfei Zhai, Yizhe Zhang, Joshua M Susskind, and Navdeep Jaitly. Matryoshka diffusion models. In *ICLR*, 2023.
- [14] Ali Hatamizadeh, Jiaming Song, Guilin Liu, Jan Kautz, and Arash Vahdat. Diffit: Diffusion vision transformers for image generation. *arXiv preprint arXiv:2312.02139*, 2023.
- [15] Kaiming He, Xiangyu Zhang, Shaoqing Ren, and Jian Sun. Deep residual learning for image recognition. In *CVPR*, 2016.
- [16] Dan Hendrycks and Kevin Gimpel. Gaussian error linear units (gelus). *arXiv preprint arXiv:1606.08415*, 2016.
- [17] Martin Heusel, Hubert Ramsauer, Thomas Unterthiner, Bernhard Nessler, and Sepp Hochreiter. Gans trained by a two time-scale update rule converge to a local nash equilibrium. *NeurIPS*, 2017.
- [18] Jonathan Ho and Tim Salimans. Classifier-free diffusion guidance. *arXiv preprint arXiv:2207.12598*, 2022.
- [19] Jonathan Ho, Ajay Jain, and Pieter Abbeel. Denoising diffusion probabilistic models. *NeurIPS*, 2020.
- [20] Jonathan Ho, Chitwan Saharia, William Chan, David J Fleet, Mohammad Norouzi, and Tim Salimans. Cascaded diffusion models for high fidelity image generation. *JMLR*, 23(47):1–33, 2022.
- [21] Emiel Hoogeboom, Jonathan Heek, and Tim Salimans. simple diffusion: End-to-end diffusion for high resolution images. In *ICML*, 2023.
- [22] Andrew G Howard, Menglong Zhu, Bo Chen, Dmitry Kalenichenko, Weijun Wang, Tobias Weyand, Marco Andreetto, and Hartwig Adam. Mobilenets: Efficient convolutional neural networks for mobile vision applications. *arXiv preprint arXiv:1704.04861*, 2017.

- [23] Aapo Hyvärinen and Peter Dayan. Estimation of non-normalized statistical models by score matching. *JMLR*, 6(4), 2005.
- [24] Minguk Kang, Jun-Yan Zhu, Richard Zhang, Jaesik Park, Eli Shechtman, Sylvain Paris, and Taesung Park. Scaling up gans for text-to-image synthesis. In *CVPR*, 2023.
- [25] Tero Karras, Samuli Laine, and Timo Aila. A style-based generator architecture for generative adversarial networks. In *CVPR*, 2019.
- [26] Tero Karras, Miika Aittala, Timo Aila, and Samuli Laine. Elucidating the design space of diffusion-based generative models. *NeurIPS*, 2022.
- [27] Diederik P Kingma and Max Welling. Auto-encoding variational bayes. *arXiv preprint arXiv:1312.6114*, 2013.
- [28] Zhifeng Kong, Wei Ping, Jiaji Huang, Kexin Zhao, and Bryan Catanzaro. Diffwave: A versatile diffusion model for audio synthesis. *arXiv preprint arXiv:2009.09761*, 2020.
- [29] Alex Krizhevsky, Geoffrey Hinton, et al. Learning multiple layers of features from tiny images. 2009.
- [30] Tuomas Kynkäänniemi, Tero Karras, Samuli Laine, Jaakko Lehtinen, and Timo Aila. Improved precision and recall metric for assessing generative models. *NeurIPS*, 2019.
- [31] Doyup Lee, Chiheon Kim, Saehoon Kim, Minsu Cho, and Wook-Shin Han. Autoregressive image generation using residual quantization. In *CVPR*, 2022.
- [32] Tianhong Li, Dina Katabi, and Kaiming He. Self-conditioned image generation via generating representations. *arXiv preprint arXiv:2312.03701*, 2023.
- [33] Xiang Li, John Thickstun, Ishaan Gulrajani, Percy S Liang, and Tatsunori B Hashimoto. Diffusion-lm improves controllable text generation. *NeurIPS*, 2022.
- [34] Zhuang Liu, Hanzi Mao, Chao-Yuan Wu, Christoph Feichtenhofer, Trevor Darrell, and Saining Xie. A convnet for the 2020s. In *CVPR*, 2022.
- [35] Ilya Loshchilov and Frank Hutter. Decoupled weight decay regularization. *arXiv preprint arXiv:1711.05101*, 2017.
- [36] Nanye Ma, Mark Goldstein, Michael S Albergo, Nicholas M Boffi, Eric Vanden-Eijnden, and Saining Xie. Sit: Exploring flow and diffusion-based generative models with scalable interpolant transformers. *arXiv preprint arXiv:2401.08740*, 2024.
- [37] Alex Nichol, Prafulla Dhariwal, Aditya Ramesh, Pranav Shyam, Pamela Mishkin, Bob McGrew, Ilya Sutskever, and Mark Chen. Glide: Towards photorealistic image generation and editing with text-guided diffusion models. *arXiv preprint arXiv:2112.10741*, 2021.
- [38] Alexander Quinn Nichol and Prafulla Dhariwal. Improved denoising diffusion probabilistic models. In *ICML*, 2021.
- [39] Weili Nie, Brandon Guo, Yujia Huang, Chaowei Xiao, Arash Vahdat, and Anima Anandkumar. Diffusion models for adversarial purification. *arXiv preprint arXiv:2205.07460*, 2022.
- [40] William Peebles and Saining Xie. Scalable diffusion models with transformers. In *ICCV*, 2023.
- [41] Ethan Perez, Florian Strub, Harm De Vries, Vincent Dumoulin, and Aaron Courville. Film: Visual reasoning with a general conditioning layer. In *AAAI*, 2018.
- [42] Dustin Podell, Zion English, Kyle Lacey, Andreas Blattmann, Tim Dockhorn, Jonas Müller, Joe Penna, and Robin Rombach. Sdxl: Improving latent diffusion models for high-resolution image synthesis. *arXiv preprint arXiv:2307.01952*, 2023.
- [43] Aditya Ramesh, Prafulla Dhariwal, Alex Nichol, Casey Chu, and Mark Chen. Hierarchical text-conditional image generation with clip latents. *arXiv preprint arXiv:2204.06125*, 2022.
- [44] Ali Razavi, Aaron Van den Oord, and Oriol Vinyals. Generating diverse high-fidelity images with vq-vae-2. *NeurIPS*, 2019.
- [45] Robin Rombach, Andreas Blattmann, Dominik Lorenz, Patrick Esser, and Björn Ommer. High-resolution image synthesis with latent diffusion models. In *CVPR*, 2022.

- [46] Olaf Ronneberger, Philipp Fischer, and Thomas Brox. U-net: Convolutional networks for biomedical image segmentation. In *MICCAI*, 2015.
- [47] Chitwan Saharia, William Chan, Saurabh Saxena, Lala Li, Jay Whang, Emily L Denton, Kamyar Ghasemipour, Raphael Gontijo Lopes, Burcu Karagol Ayan, Tim Salimans, et al. Photorealistic text-to-image diffusion models with deep language understanding. *NeurIPS*, 2022.
- [48] Tim Salimans, Ian Goodfellow, Wojciech Zaremba, Vicki Cheung, Alec Radford, and Xi Chen. Improved techniques for training gans. *NeurIPS*, 2016.
- [49] Mark Sandler, Andrew Howard, Menglong Zhu, Andrey Zhmoginov, and Liang-Chieh Chen. Mobilenetv2: Inverted residuals and linear bottlenecks. In *CVPR*, 2018.
- [50] Noam Shazeer. Glu variants improve transformer. *arXiv preprint arXiv:2002.05202*, 2020.
- [51] Wenzhe Shi, Jose Caballero, Ferenc Huszár, Johannes Totz, Andrew P Aitken, Rob Bishop, Daniel Rueckert, and Zehan Wang. Real-time single image and video super-resolution using an efficient sub-pixel convolutional neural network. In *CVPR*, 2016.
- [52] Jascha Sohl-Dickstein, Eric Weiss, Niru Maheswaranathan, and Surya Ganguli. Deep unsupervised learning using nonequilibrium thermodynamics. In *ICML*, 2015.
- [53] Jiaming Song, Chenlin Meng, and Stefano Ermon. Denoising diffusion implicit models. *arXiv preprint arXiv:2010.02502*, 2020.
- [54] Yang Song and Stefano Ermon. Generative modeling by estimating gradients of the data distribution. *NeurIPS*, 2019.
- [55] Yusuke Tashiro, Jiaming Song, Yang Song, and Stefano Ermon. Csd: Conditional score-based diffusion models for probabilistic time series imputation. *NeurIPS*, 2021.
- [56] Keyu Tian, Yi Jiang, Zehuan Yuan, Bingyue Peng, and Liwei Wang. Visual autoregressive modeling: Scalable image generation via next-scale prediction. *arXiv preprint arXiv:2404.02905*, 2024.
- [57] Arash Vahdat, Francis Williams, Zan Gojcic, Or Litany, Sanja Fidler, Karsten Kreis, et al. Lion: Latent point diffusion models for 3d shape generation. *NeurIPS*, 2022.
- [58] Ashish Vaswani, Noam Shazeer, Niki Parmar, Jakob Uszkoreit, Llion Jones, Aidan N Gomez, Łukasz Kaiser, and Illia Polosukhin. Attention is all you need. *NeurIPS*, 2017.
- [59] Jiarui Xu, Sifei Liu, Arash Vahdat, Wonmin Byeon, Xiaolong Wang, and Shalini De Mello. Open-vocabulary panoptic segmentation with text-to-image diffusion models. In *CVPR*, 2023.
- [60] Minkai Xu, Lantao Yu, Yang Song, Chence Shi, Stefano Ermon, and Jian Tang. Geodiff: A geometric diffusion model for molecular conformation generation. *arXiv preprint arXiv:2203.02923*, 2022.
- [61] Zeyue Xue, Guanglu Song, Qiushan Guo, Boxiao Liu, Zhuofan Zong, Yu Liu, and Ping Luo. Raphael: Text-to-image generation via large mixture of diffusion paths. *NeurIPS*, 2024.
- [62] Jing Nathan Yan, Jiatao Gu, and Alexander M Rush. Diffusion models without attention. *arXiv preprint arXiv:2311.18257*, 2023.
- [63] Jiahui Yu, Xin Li, Jing Yu Koh, Han Zhang, Ruoming Pang, James Qin, Alexander Ku, Yuanzhong Xu, Jason Baldridge, and Yonghui Wu. Vector-quantized image modeling with improved vqgan. *arXiv preprint arXiv:2110.04627*, 2021.