

MMScan: A Multi-Modal 3D Scene Dataset with Hierarchical Grounded Language Annotations

Ruiyuan Lyu^{1,2*}, Tai Wang^{1*}, Jingli Lin^{1,3*}, Shuai Yang^{1,4*}, Xiaohan Mao^{1,3}, Yilun Chen¹, Runsen Xu^{1,5}, Haifeng Huang^{1,4}, Chenming Zhu^{1,6}, Dahua Lin^{1,5}, Jiangmiao Pang^{1†}

¹Shanghai AI Laboratory, ²Tsinghua University, ³Shanghai Jiao Tong University, ⁴Zhejiang University, ⁵The Chinese University of Hong Kong, ⁶The University of Hong Kong
*Equal contribution †Corresponding author

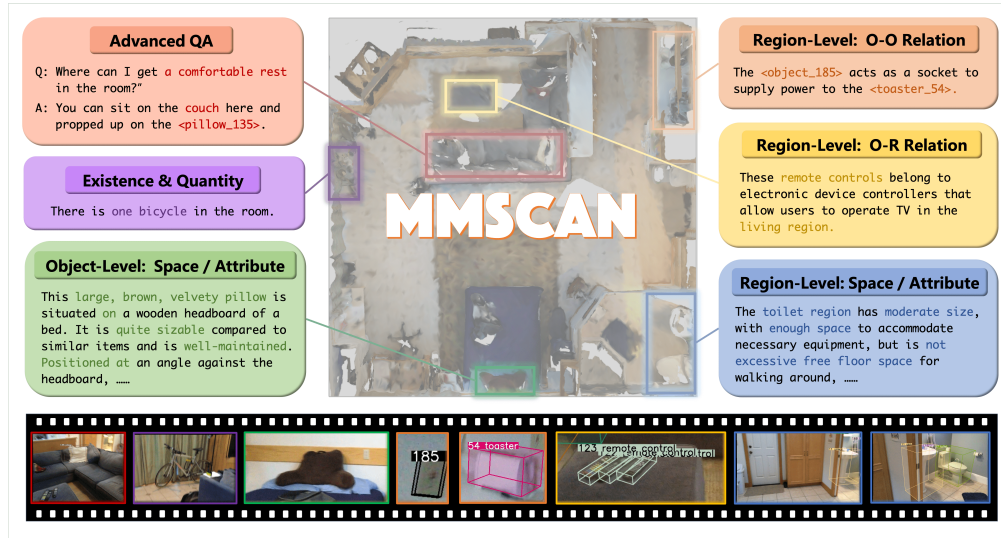


Figure 1: MMScan provides the largest ever multi-modal 3D scene dataset with 6.9M hierarchical grounded language annotations, covering holistic aspects on both object- and region-level.

Abstract

With the emergence of LLMs and their integration with other data modalities, multi-modal 3D perception attracts more attention due to its connectivity to the physical world and makes rapid progress. However, limited by existing datasets, previous works mainly focus on understanding object properties or inter-object spatial relationships in a 3D scene. To tackle this problem, this paper builds the first largest ever multi-modal 3D scene dataset and benchmark with hierarchical grounded language annotations, MMScan. It is constructed based on a top-down logic, from region to object level, from a single target to inter-target relationships, covering holistic aspects of spatial and attribute understanding. The overall pipeline incorporates powerful VLMs via carefully designed prompts to initialize the annotations efficiently and further involve humans' correction in the loop to ensure the annotations are natural, correct, and comprehensive. Built upon existing 3D scanning data, the resulting multi-modal 3D dataset encompasses 1.4M meta-annotated captions on 109k objects and 7.7k regions as well as over 3.04M diverse samples for 3D visual grounding and question-answering benchmarks. We evaluate representative baselines on our benchmarks, analyze their capabilities in different aspects, and showcase the key problems to be addressed in the future. Furthermore, we use this high-quality dataset to train state-of-the-art 3D visual grounding and LLMs and obtain remarkable performance improvement both on existing benchmarks and in-the-wild evaluation. Codes, datasets, and benchmarks will be available at <https://github.com/OpenRobotLab/EmbodiedScan>.

1 Introduction

Multi-modal 3D perception is a crucial capability needed by embodied agents and has been extensively studied [12, 6, 27, 15, 47]. As Large Language Models (LLMs) have had great success in recent years, integrating them to build 3D-LLMs is an inevitable trend. However, previous 3D-LLMs [24, 47, 23, 38] can only access object-level datasets [32] or existing limited multi-modal scene datasets [12, 6, 33, 7], thus being constrained to object-level understanding and the recognition of spatial relationships between objects. In contrast, our 3D world has complex hierarchies and rich contexts, suggesting that current 3D-LLMs do not meet our expectations. It urges us to build a comprehensive multi-modal 3D dataset and benchmark to improve the training and evaluation of these models.

To address this problem, this paper aims to build a holistic multi-modal 3D dataset and benchmark at the scene level. Prior works have focused on specific tasks such as 3D visual grounding [12, 6] and question-answering [7, 33] through rule-based or free-form human labeling, resulting in annotations that are either limited to inter-object spatial relationships [6, 44] or influenced by annotators’ biases. Recent efforts [52, 28] to expand 3D-language annotations using VLMs have improved scalability but fall short in ensuring correctness and comprehensiveness. Moreover, current annotations lack hierarchical scene structures with fine-grained grounding information, leading to inefficient training for 3D-LLMs and suboptimal instruction following performance.

In contrast to previous works, we introduce a top-down 3D-language annotation logic and present the largest ever multi-modal 3D scene dataset (Fig. 1), *MMScan*, featuring hierarchical language annotations grounded in different granularities of scene context. Constructed using VLM-initialized and human-corrected meta-annotations, the process systematically decomposes complex 3D scenes into region- and object-level instances for comprehensive spatial and attribute annotation. These meta-annotations comprise 1.4M captions over 5k existing real-scanned scenes, 109k objects, and 7.7k regions, forming the basis to produce samples for benchmarks and training.

Given these meta-annotations, we establish two multi-modal 3D perception benchmarks: visual grounding and question-answering. All the samples are generated following two streams, a single target and inter-target relationships and 5 sub-classes (Fig. 3) for different aspects, resulting in 1.28M and 1.76M samples on each benchmark, respectively, to evaluate the model’s capabilities from various aspects. In addition, the retained correspondence information of meta-annotations allows us to seamlessly integrate them into scene-level captions. All these caption data, as well as benchmark samples, can serve as a valuable resource for training 3D grounding and large language models.

We evaluate representative baselines on our benchmarks and discuss emerging challenges. Specifically, the performance of visual grounding models is much lower than existing benchmarks, indicating the difficulty of understanding complex prompts that entangle comprehensive spatial and attribute understanding. Including the image modality to enhance semantic understanding and improving the selection of candidate objects are promising directions. For the question-answering benchmark, we observe unsatisfactory results of current 3D-LLMs on our benchmark and a significant improvement, up to 25.6% accuracy, using our data for instruction tuning. Furthermore, we leverage *MMScan*’s captions to train grounding and 3D-LLM models, resulting in a 7.17% AP increase and state-of-the-art performance on existing visual grounding and question-answering benchmarks, more importantly, enabling a much better instruction following performance in the wild.

2 Related Work

Multi-Modal 3D Scene Datasets. Despite the availability of various 3D scene datasets ranging from the early SUN RGB-D [41] to more recent large-scale ones [21, 9, 43, 11, 39], there remains a scarcity of datasets with multi-modal annotations that focus on language-grounded 3D scene understanding. Predominantly, earlier efforts like ScanRefer [12], ReferIt3D [6], and ScanQA [7] have been centered on ScanNet, pioneering the way of human annotations and template-based generation. SQA3D [33] further emphasizes the role of “situation” in the context. However, most of them are still limited in amount and scene diversity. Recent initiatives began to pursue scaling up such 3D-text data pairs to push multi-modal 3D learning towards the next stage. For example, 3D-VisTA [52] generates scene descriptions from existing 3D vision-language tasks, templates, and GPT-3 to obtain ScanScribe for pre-training. EmbodiedScan [44] and SceneVerse [28] either collect more scenes or annotate more objects, scaling up annotations to millions. However, since there are only object annotations in previous scene datasets, all these works lack explicit hierarchical information in 3D scenes, *i.e.*, different granularities of grounding entities. Furthermore, most works scale up the annotation without humans in the loop, making them not suitable to serve as benchmarks for 3D-LLMs. This paper

Dataset	#Scans	#Language	#Tokens	Correspondence	Focus	Annotation
ScanRefer [12]	0.7k	11k	1.18M	Sent.-Obj.	Natural	Human
Nr3D [6]	0.7k	42k	0.62M	Sent.-Obj.	Natural	Human
Sr3D [6]	0.7k	115k	1.48M	Sent.-Obj.	OO-Space	Template
ScanQA [7]	0.8k	41k	-	Sent.-Obj.	QA	Template
SQA3D [33]	0.7k	53.8k	-	Sent.-Obj.	Situated QA	Human
ScanScribe [52]	1.2k	278K	18.49M	Sent.-Obj.	Description	GPT
Multi3DRef [49]	0.7k	62K	1.2M	Sent.-Multi-Obj.	Multi-Obj.	GPT+Human
EmbodiedScan [44]	5.2k	970k	-	Sent.-Obj.	OO-Space	Template
MMScan (Ours)	5.2k	6.9M	114M	Phrase-Obj./Reg.	Holistic	GPT+Temp.+Human

Table 1: Comparison with other multi-modal 3D real-scanned scene datasets. “Sent.”, “Obj.”, “Reg.”, “OO-Space” and “Temp.” refer to “Sentence”, “Objects”, “Regions”, “Object-Object Space” and “Template”. MMScan has significant superiority in both the number and quality of annotations.

addresses these gaps and introduces the largest ever multi-modal 3D dataset with comprehensive annotations for both training and benchmarks (Tab. 1).

Language-Grounded 3D Scene Understanding. Accompanying these datasets, algorithms for language-grounded 3D scene understanding also make rapid progress. Earlier works focused on crafting specialized models for individual tasks, and recent research has ventured into consolidating these tasks or delving into universal frameworks, capitalizing on the powerful capability of LLMs.

Specialists for Conventional Tasks. In the domain of language-grounded 3D scene understanding, traditional tasks encompass: 1) 3D visual grounding [12, 27, 15, 51], which involves identifying 3D objects through 3D bounding boxes or segmentation masks using language cues; 2) 3D question-answering [7, 34, 33], emphasizing the generation of language-based responses; and 3) 3D dense captioning [18, 48, 29, 16], highlighting the synthesis of descriptive language for 3D scenes. Early research was dedicated to refining individual frameworks [27, 50] or modules [15, 51, 42] for these tasks, with some recent efforts exploring task unification [10, 13] and pre-training strategies [52, 30]. Despite these advancements, existing models remain constrained by their task-specific design, hindering broader applicability.

3D Multi-modal LLMs. The integration of 3D encoders with LLMs to foster versatile multi-modal 3D intelligence represents an emerging paradigm. Initial efforts [47, 23, 37, 38] have predominantly addressed object-level 3D understanding, leveraging ample 3D-text pairs and simpler configurations. Pioneering work in scene-level comprehension includes 3D-LLM [24], which utilizes pre-trained 2D VLM features, and incorporates positional embeddings and location tokens. Subsequent approaches such as Chat-3D [46] and LL3DA [14] have enabled object-centric interactions through pre-selection techniques. Embodied Generalist [26] underscores the significance of 3D comprehension, delving into the amalgamation of reasoning and action within multi-modal LLMs. Despite the swift evolution of 3D-LLMs, there is an absence of a high-quality, extensive multi-modal 3D scene dataset with hierarchical language annotations. Such a dataset is essential for effectively training these models and for a holistic assessment of their capabilities. This paper endeavors to fill this void, offering a foundational resource for training and evaluating 3D-LLMs.

3 Dataset

In this section, we present our approach to building a large-scale 3D scene dataset with hierarchical grounded language annotations. This involves raw data preparation, top-down meta-annotation generation, and extraction of visual grounding and QA task samples. Finally, we make statistics on our annotations and analyze their superiority over existing datasets.

3.1 Data Collection & Processing

For constructing a multi-modal 3D dataset, we prioritize selecting a foundational 3D scene dataset with extensive, real-scanned sensor data to minimize the sim-to-real gap and facilitate VLMs’ automatic 2D image annotation. In addition, extensive object annotations are important to start the annotations from the object level. We opt for EmbodiedScan, chosen for its comprehensive collection of open-source, real-scanned datasets and its detailed object annotations aided by SAM-assisted labeling tools. Additionally, its Sr3D-based [6] language annotations provide a solid base for spatial relationship descriptions among objects.

3.2 Meta-annotations

We employ a top-down logic to generate comprehensive, hierarchical annotations for scenes, which include non-overlapping captions for scene elements like objects and regions. These *meta-annotations* are designed for broad information coverage and will be further processed to generate specific data

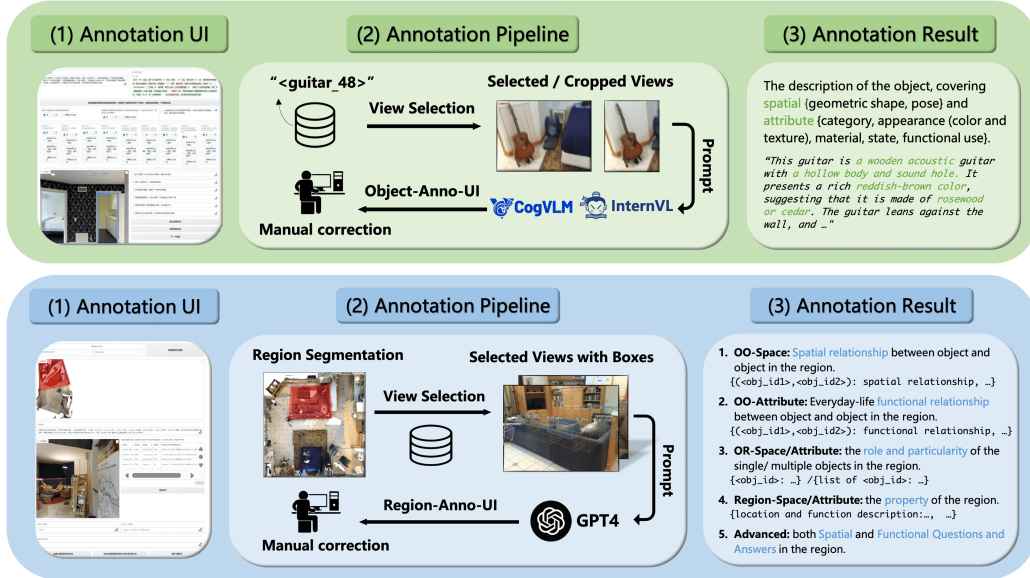


Figure 2: Object-level (top) and region-level (down) meta-annotation UI, pipeline, and examples.

samples for benchmarking in Sec. 3.3. We outline our top-down annotation approach and detail the object and region-level language annotations subsequently.

Overview of Top-Down Logic. We employ a top-down approach to holistically annotate scenes by segmenting them into regions and objects, potentially including object parts in the future. This method captures information at various levels of granularity. At each level, we solicit human or VLM descriptions of key properties and inter-target relationships, focusing on *spatial* and *attribute* understanding.¹ In this way, we can obtain the scene captions with a hierarchical structure and holistic descriptions for each level. Based on this logic, we will first demonstrate the use of VLMs for object-level language annotation. For the region level, due to the lack of region annotations, we need to annotate regions in each scene and then annotate the key information for each region.

Object-Level Language Annotation. We annotate object-level captions based on the bounding boxes from EmbodiedScan. For each object, we establish its main properties, including spatial (geometric shape, pose) and attribute (category, appearance, material, state, functional use) understanding. We then use VLMs with the best image view to initiate descriptions, followed by human annotators refining these with a tailored UI (Fig. 2). Key factors influencing annotation quality are 1) optimal view selection for objects and 2) VLMs selection with appropriate multi-modal prompts for effective caption initialization.

For view selection, we first evaluate image quality by calculating the Laplacian kernel and exclude frames with a variance below 100 to ensure clarity. Next, we project the center and evenly sampled surface points of each object’s 3D bounding box onto the image plane. The optimal image is chosen based on the object’s center being within the central 25% area and maximizing surface point visibility.

To initialize captions with VLMs, we meticulously craft language prompts and systematically evaluate various visual prompts and VLMs to ensure high-quality descriptions. We find that providing a cropped object patch as a visual prompt yields slightly better results than showing the entire image with 3D bounding boxes. After testing several VLMs on their ability to accurately describe the object properties, we manually checked a subset of 200 objects and determined that CogVLM [45] and InternVL-Chat-V2 [19] perform the

Table 2: VLMs on object-level captioning. “Acc.” and “Ann. Ratio” refer to the “accuracy” and “annotation ratio” (some can reject annotation due to security mechanisms). We prioritize “accuracy” here and provide complementary results to achieve a high annotation ratio.

Models	Free	Acc.	Ann. Ratio
GPT-4v [4] (w/o crop)	✗	84.55%	87.28%
GPT-4v [4]	✗	86.97%	88.96%
Qwen-VL-Max [8]	✗	87.63%	91.30%
InternLM-XComposer [22]	✓	83.63%	92.86%
InternVL-Chat v1.2 [19]	✓	85.75%	91.06%
CogVLM [45]	✓	89.51%	85.21%

¹Since our 3D scene data lacks dynamics, we omit other orthogonal aspects, such as *temporal* and *behavior*.

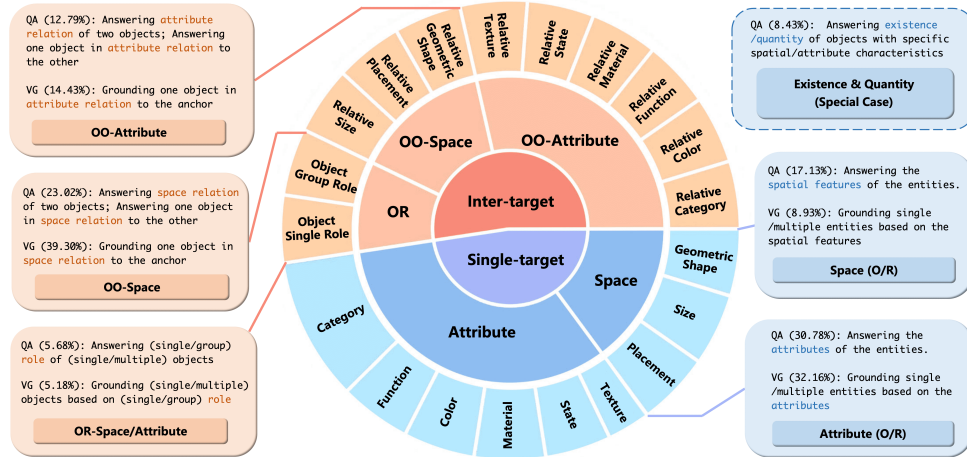


Figure 3: Post-processed annotations for benchmarks. “O” and “R” means “objects” and “regions”. Apart from samples shown in the figure, there is a minor part of QA samples for advanced understanding and reasoning, such as situated QA related to everyday life, accounting for 2.18%.

best in granularity and accuracy (Tab. 2). Leveraging their complementary strengths, we use the outputs from these two models as initial annotations, which annotators can then modify and refine to enhance the comprehensiveness of the information. See more details on language prompts and additional considerations in the supplementary materials.

Region Segmentation Annotation. We’ve introduced a new UI (Fig. 2) for annotating different regions in each scene, offering a set of predefined categories, including living, study, resting, dining, cooking, bathing, storage, toilet, corridor, open area, others. Annotators are prompted to use 2D polygons to define regions in scenes displayed in a bird’s eye view. They can tap on the BEV to access related views of nearby objects, improving annotation accuracy. We eventually amassed 7692 valid annotated regions, excluding “others” and “open area”.

Region-Level Language Annotation. Based on these region annotations, we further annotate their language descriptions by adapting the object-level language annotation pipeline. Initially, VLMs generate captions from selected views, followed by human revision. For region view selection, we identify target objects and assess their visibility across views based on sharpness and surface points, similar to object view selection. A greedy algorithm is then used to select a minimal set of views to cover all objects. Given the distinct properties of regions, including object-object and object-region relationships, we develop a customized annotation structure and employ varied visual prompts for multi-view images to anchor objects with their identity in captions.

Specifically, we annotate the region for intrinsic property and inter-entity relationships, respectively. Intrinsic properties include location and function, spatial layout and dimensions, architectural elements (doors, windows, walls, floors, ceilings), decorative and soft fitting details, lighting design, color coordination, and style themes, all of which collectively characterize the region. For inter-entity relationships, we annotate 1) object-object relationships, including spatial relationships (based on Sr3D) and attribute relationships, and 2) object-region relationships, such as the role and distinctiveness of the object in the region, to facilitate connections between objects and their respective regions. Finally, we ask annotators to write several advanced QA situated in the scene as a complement.

To anchor objects within captions and ensure consistent object identification across multiple views, we overlay 3D bounding boxes with unique IDs on images as visual cues (Fig. 2). These images are then input into GPT-4 to initiate the annotation process. GPT-4 is instructed to format object references using the template, such as <table 4>, within regional descriptions. This format enables precise object grounding for training and evaluating 3D-LLMs. Note that after preliminary testing with existing VLMs, only GPT-4 can produce reliable captioning with precise object identity information, so we chose it in this round of annotation.

3.3 Post-processing

Given the comprehensive meta-annotations, we subsequently post-process them to obtain data samples for visual grounding and question-answering benchmarks. In addition, we can further

generate grounded scene-level captions from meta-annotations and integrate them to train 3D-LLMs to understand the 3D scene with hierarchical grounding capability more efficiently. Next, we first detail the conversion of meta-annotations to benchmark data samples and then demonstrate the reformatting process for training purposes.

Post-processing Annotations for Benchmarks. Meta-annotations have covered most information in each scene, including each object, region, and simple relationships among these entities. Except for simple captioning tasks by directly using meta-annotations, visual grounding and question-answering are two fundamental tasks that necessitate the model to generate responses for more specific targets or questions. As shown in Fig. 3, we categorize the main questions into two cases: asking about a single target or inter-target relationships. For each of them, we similarly target two aspects, space and attribute understanding, on different granularities, objects and regions, to produce data samples for our benchmark. Next, we detail our approach to obtaining samples for different aspects. By default, the following mentioned data samples are converted by ChatGPT [4] and then checked and corrected by humans. Since the main work is information extraction and rephrasing, ChatGPT can complete it well, and humans only need very little effort afterward.

Single-target. Given descriptions for each entity, a natural way to convert them into specific questions is by directly asking about the spatial or attribute characteristic of a single target. As shown in the right part of Fig. 3, questions in QA benchmarks expect the model to identify the spatial features or attributes of the entity, while VG benchmarks directly require the model to locate specific entities within a scene. Two cases here are noteworthy. First, there is a kind of question concerning the existence and quantity of a specific target, which cannot be grounded and thus only exists in our QA benchmark. Second, the spatial or attribute characteristics can either be unique for a specific entity in the scene or common among multiple entities. To address this problem efficiently, we employ ChatGPT to extract descriptions for each spatial feature or attribute, *e.g.*, placement: leaning against the wall at a small angle, devise a set of coarse yet orthogonal categories, *e.g.*, placement: {standing upright, piled up, leaning, lying flat, hanging}, and categorize objects into the set to produce samples for understanding common characteristics. Additionally, we generate data samples to understand unique characteristics by combining the original detailed object-level descriptions with human annotations about the particularity of objects in each region.

Inter-target. Similarly, inter-target samples can be divided into understanding spatial and attribute relationships among objects and regions. We focus on object-object and object-region relationships for the current dataset due to scene simplicity, excluding region-region pairs. Specifically, the object-object spatial relationships, a well-studied problem, are refined based on EmbodiedScan annotations. Object-object attribute relationships and object-region relationships are derived from preliminary region-level meta-annotations. We utilize templates to create initial samples, refine them, and expand the dataset using ChatGPT. Note that there are two formats for each object-object relationship subclass in the QA benchmark (Fig. 3): to directly inquire about the relationship between two objects or to identify a specific object based on its relationship to another object and inquire about its properties.

Post-processing Annotations for Training. Beyond post-processing meta-annotations for benchmarks, we also harness these data for training purposes. We present two primary approaches for leveraging this data: (1) generating grounded scene captions to facilitate efficient grounding training and (2) using all the captions for 3D-LLMs instruction tuning.

Grounded Scene Captions Generation for Efficient Grounding Training. Previous multi-modal 3D datasets typically generate holistic captions for objects or scenes without hierarchical grounding, lacking detailed correspondence for efficient model training. Drawing on Grounded 3D-LLM [17] and 2D multi-modal learning experiences [35, 40], we retain all correspondence information from meta-annotations. This allows us to seamlessly integrate object- and region-level captions into scene captions, complete with identity information. We log the indices of positive tokens to train the correspondence between 3D features and text phrases. Utilizing this data enhances the model’s ability to comprehend complex statements and ground specific objects at the phrase level. Further implementation details are available in the supplementary materials.

General Captions for Instruction Tuning. Our meta-annotation offers the most extensive captions for 3D scenes, encompassing various granularities and perspectives for each entity. These captions, along with object- and region-level annotations enriched with grounding information, enable the creation of scene-level captions. They serve as valuable resources for 3D-LLMs’ instruction tuning.

Table 3: 3D visual grounding benchmark on MMScan.

Methods	Overall				Single-target		Inter-target		
	AP ₂₅	AR ₂₅	AP ₅₀	AR ₅₀	ST-attr	ST-space	OO-attr	OO-space	OR
ScanRefer [12]	3.83	42.40	1.37	20.96	1.44	2.84	5.22	4.32	1.12
BUTD-DETR [27]	2.29	65.61	0.84	33.11	4.79	2.04	1.49	1.75	11.87
ViL3DRef [15]	5.17	72.50	2.07	51.61	6.29	4.20	7.89	5.29	6.81
EmbodiedScan [44]	10.49	47.21	2.94	21.76	7.44	7.53	13.65	11.19	7.74

Except for these captions used for training, data samples of VG and QA benchmarks are also training resources for instruction tuning. Related attempts are presented in the supplementary materials.

3.4 Statistics

Our dataset comprises 6.9M language annotations and 114M tokens overall, encompassing a comprehensive range of correspondence granularities, as detailed in Tab. 1. It includes 1.4M meta-annotations, with 1.05M specific property captions and 380k complete captions, totaling 18.3M tokens across 109k objects from 285 categories and 7692 regions of 12 types. These meta-annotations facilitate the creation of 1.76M QA samples (4.06M captions), 1.28M VG samples, and 97k grounded scene captions (with 90 tokens per caption), providing various types of data resources for training and benchmarks. See more statistics and distribution figures in the supplemental.

4 Experiments

This section presents two main benchmarks based on MMScan: 3D visual grounding and 3D question answering benchmark. Afterward, we used the richly annotated captions from MMScan to train grounding models and instruction-tune 3D-LLMs. Finally, we preliminarily study the scaling law of multi-modal 3D learning regarding language annotations. More qualitative and in-the-wild test results and analyses, detailed implementation details, and a basic 3D scene captioning benchmark are in the supplementary materials.

4.1 3D Visual Grounding Benchmark

Dataset & Evaluation Metrics. As mentioned previously, we follow the original scene split of EmbodiedScan and obtain 848867/217002/209717 data samples for training/validation/testing on our visual grounding benchmark. All the data samples are categorized into a sub-class from the set {ST-attr, ST-space, OO-attr, OO-space, OR}, where *Single-target*, *attribute*, *Object-Object*, *Object-Region* are abbreviated as *ST*, *attr*, *OO*, *OR*. We use 20% samples for training to reduce all the models’ training time into 2 days and report the results on the validation set. For the evaluation metric, we adopt the conventional 3D IoU-based Average Precision (AP) used in 3D detection here, considering we can have multiple targets grounded instead of a single one in most previous grounding benchmarks. In addition, we also show the recall and performances for different sub-classes of samples for reference.

Implementation Details. We implement four popular baselines, ScanRefer [12], BUTD-DETR [27], ViL3DRef [15], and EmbodiedScan [44], to establish the initial benchmark, considering that they are representative of different types of methods. Note that ViL3DRef requires a prior segmentation of the point cloud as the grounding foundation. We employ the bounding boxes predicted by a trained EmbodiedScan [44] model for point cloud segmentation to ensure a fair comparison. In addition, we replace the RGB-D input of the EmbodiedScan grounding model with the reconstructed 3D point clouds and remove the image feature branch to keep the consistency with other baselines.

Results. As shown in Tab. 3, although we train these grounding models with our dataset, the performance is much lower than previous grounding benchmarks (*e.g.*, state-of-the-art 48.1% accuracy on ScanRefer). The new challenges come from diverse and complex prompts that may need to involve LLMs and stronger 3D encoders, more difficult 9-DoF oriented box estimation in EmbodiedScan, and an uncertain number of grounding targets diverging from previous simple settings. In addition, we can find that the single-target performance is typically lower than that of inter-target, indicating that the model can understand inter-target relationships better. We conjecture that there are many small objects and appearance attributes that require involving the image modality to identify. It is also necessary to include image modality as the model design of EmbodiedScan to achieve better performance. We demonstrate several representative failure cases in the supplementary materials. Finally, we observe that ViL3DRef achieves high recall performance due to pretrained detection models on EmbodiedScan but encounters major problems when selecting the correct grounding targets. In contrast, the EmbodiedScan baseline achieves a better selection performance but can further improve the recall capability.

Table 4: 3D question answering benchmark on MMScan. “S.-BERT”, “B-1”, “B-4”, “R.-L.”, “MET.” represents “Sentence-BERT”, “BLEU-1”, “BLEU-4”, “ROUGE-L”, “METEOR”, respectively. Here, we report the top-1 exact match with (the refined exact-match protocol results) for “EM@1”.

Methods	Setting	Overall	Single-target		Inter-target			Advanced	Data-driven Metrics		Traditional Metrics				
			ST-attr	ST-space	OO-attr	OO-space	OR		SimCSE	S.-BERT	B-1.	B-4.	R.-L.	MET.	EM@1
3D-LLM [24]	Zero-Shot	28.6	37.8	18.8	13.7	26.3	15.4	20.8	40.4	40.3	13.4	1.5	17.3	6.0	6.2 (19.6)
Chat3D-v2 [25]		27.9	38.1	18.3	9.3	22.4	13.5	25.4	45.4	46.3	18.0	3.0	22.9	7.5	10.2 (19.6)
LL3DA [14]		15.8	15.5	14.7	14.2	25.2	4.3	6.4	40.7	43.6	5.4	2.1	16.4	4.4	8.3 (19.4)
LEO [26]		22.2	28.9	17.6	18.1	20.4	15.0	16.3	40.4	41.0	11.0	0.7	17.1	4.9	9.6 (18.7)
LL3DA [14]	Fine-tuning	38.5	40.4	46.2	14.7	47.1	26.4	7.1	65.3	67.0	26.4	8.5	44.3	14.7	30.2 (37.6)
LEO [26]		47.8	55.5	49.5	36.1	45.6	32.1	38.4	71.2	72.2	32.0	12.5	52.1	17.7	36.6 (44.5)

Table 5: Training EmbodiedScan grounding models with MMScan data. “HF” means “Human Fix”.

Methods	HF	Overall	
		AP ₂₅	AP ₅₀
baseline	-	37.27	17.78
pre-training	✗	42.18	21.84
co-training	✗	42.96	22.77
pre-training	✓	42.49	22.17
co-training	✓	44.44	23.69

Table 6: Using captions for tuning 3D-LLMs on traditional 3D question answering benchmarks. The evaluation metrics follow the same abbreviation as the QA benchmark.

Methods	ScanQA (val)				SQA3D (test)
	B-4.	R.-L.	MET.	EM@1	EM@1
baseline	10.5	39.2	15.1	23.1 (39.0)	51.6 (54.1)
+ meta-ann. captions	10.7	41.2	14.2	23.3 (39.3)	52.7 (54.8)
+ scene captions	12.3	46.4	18.1	24.3 (46.6)	53.2 (55.4)
+ all captions	12.7	48.1	19.8	24.7 (48.9)	54.1 (56.8)

4.2 3D Question Answering Benchmark

Dataset & Evaluation Metrics. Similarly, following the scene split of EmbodiedScan, our 3D QA benchmark has 1167966/297014/295073 data samples for training/validation/testing correspondingly. Considering the intricacies of questions and answers, and in line with recent practices for assessing LLMs [47, 31, 20], we employ both human evaluators and GPT-4 to ascertain answer accuracy. This approach is complemented by data-driven and conventional metrics. Owing to the prohibitive costs of human evaluation, we primarily present GPT-4’s evaluation results in Tab. 4 and demonstrate the concordance between human and GPT-4 assessments on a subset in the supplementary materials.

Implementation Details. Given that contemporary 3D-LLMs are anticipated to exhibit generalization in open-world scenarios, we first focus on assessing their zero-shot performance directly on our test set, avoiding the potential overlap of training scenes used by these methods. The baselines consist of 3D-LLM [24], Chat3D-v2 [25], LEO [26], and LL3DA [14]. We utilize the officially released versions of these models, tailor our data and questions to align with their input requirements and evaluate their performance accordingly. Additionally, we fine-tune the models from two recent works, LEO and LL3DA, using our training set to offer reference results under the fine-tuning setting.

Results. As shown in Tab. 4, the key observation is that fine-tuning with our dataset is necessary and significantly effective, resulting in up to 25.6% accuracy and 27% EM improvement with GPT-4 and EM evaluation. Such results are also consistent with our two examples, LEO and LL3DA. As for zero-shot experiments, we observe much lower performance than expected and a ranking different from previous benchmarks, potentially due to our more comprehensive capability evaluation. For different types of samples, we find the single-target performance is typically higher than that of inter-target, diverging from the visual grounding performance, because previous QA datasets cover more data in this aspect compared to VG datasets. In addition, the single-target performance can be further significantly improved with our data training. For advanced question-answering cases, zero-shot Chat3D-v2 and fine-tuned LEO perform much better than others, showing their stronger complex reasoning capabilities.

4.3 Analysis

Beyond employing MMScan for benchmarking state-of-the-art methods, the data can also be leveraged to train stronger models for visual grounding and dialogue tasks. Next, we first demonstrate two preliminary attempts to use these data for training and finally present a study regarding the scaling law for multi-modal 3D learning.

Grounded Scene Captions for Grounding Training. As mentioned in Sec. 3.3, we create scene captions with object and region identities to train grounding models effectively. By training the visual grounding baseline on EmbodiedScan with MMScan, we achieve a substantial increase in benchmark performance (up to 7.17% AP), as shown in Table 5. Co-training slightly outperforms pre-training, and while human involvement improves data quality, its effect is less pronounced than expected.

Captions for Instruction Tuning. A key challenge for current 3D-LLMs to achieve stronger performance is the scarcity of high-quality multi-modal 3D datasets. Utilizing our annotated object and region captions, along with aggregated scene captions, for instruction tuning is a logical approach.

We feed these data to our baseline, an improved version of PointLLM with RGB-D input to fit scene-level understanding (more details in the supplemental), and observe the significant improvement on traditional question-answering benchmarks (Tab. 6), achieving state-of-the-art performance. Furthermore, it also shows much better in-the-wild test performance, and we present the qualitative results in the supplementary materials.

Scaling Law for Multi-modal 3D Learning. Finally, to guide future research, we employ EmbodiedScan VG baseline and LL3DA with different amounts of data to study the scaling law for multi-modal 3D learning. As shown in Fig. 4, the VG performance increases steadily while the QA performance exhibits an initial sharp increase followed by a gradual ascent, indicating the VG task still needs more data while our generated QA samples approach saturation. In summary, both tasks show significant improvement with the data increase, from 8.7% to 20.6% AP and 15.84% to 44.81% accuracy on the VG and QA benchmarks, respectively.

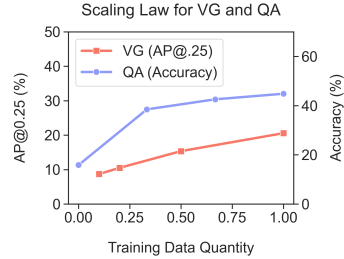


Figure 4: The performance of both tasks grows steadily with the increase of training data.

5 Limitations and Conclusion

This paper establishes the largest ever multi-modal 3D scene dataset featuring hierarchical language annotations. We employ a top-down approach and harness both VLMs and human annotators to encompass holistic and precise annotations of 3D scene understanding. Based on meta-annotations, we further derive data samples and grounded scene captions for evaluating and training 3D grounding and language models comprehensively. Although this paper proposes a potentially scalable method to construct large-scale multi-modal 3D datasets, it still relies on human annotators and can be further improved regarding scene diversity. Exploring how to reduce human correction efforts and scale up the scene diversity are objectives for future work.

Social Impact. This paper proposes a multi-modal 3D scene dataset based on existing open-source real-scanned data and facilitates the training and evaluation of 3D-LLMs, potentially benefitting downstream 3D content generation and robotic applications. Meanwhile, the trained 3D-LLMs can still have occasional hallucination problems, leading to potential risks when being integrated into the entire system.

A Demo Video

We make a demo video on our project page <https://tai-wang.github.io/mmscan/> for readers to quickly grasp the key idea of this paper. It combs the main content and shows more in-the-wild test results.

B Annotation Details

This section supplements several details in the annotation pipeline, mainly including prompts used for different annotation stages and the implementation of grounded scene captions generation.

B.1 Meta-annotation

Object-level Prompts. We introduce the subsequent prompt, coupled with a real-captured image, as shown in Fig. 5, to Visual Language Models (VLMs) to initiate the preliminary meta-annotation process. In accordance with our top-down architectural approach, this meta-annotation is directed to encompass all significant attributes of the object. Within the prompt, the placeholder `{img_object_name}` is intended to be substituted with the actual category label of the object, as determined by ground truth data.

- You are an expert interior designer, who is very sensitive at room furniture and their placements. You are visiting some ordinary rooms that conform to the daily life of an average person. You use your professional expertise to truthfully point out their various aspects. Please describe the single `{img_object_name}` in the center of the image, mainly including the following aspects: appearance (shape, color), material, size (e.g., larger or smaller compared to similar items), condition (e.g., whether a door is open or closed),

placement (e.g., vertical/leaning/slanting/stacked), functionality (compared to similar items), and design features (e.g., whether a chair has armrests/backrest). Please aim for a roughly 200-word description, and avoid using expressions like 'the image' in the description.



Figure 5: Visual prompts for object-level meta-annotation. The images are cropped to the project area within the object’s bounding box after view selection, leading to images of different sizes.

Region-level Prompts. To enhance the initial quality of annotation, a structured framework is essential for delineating regions characterized by object-object functional or spatial relationships, as well as for describing the singular or multiple roles of objects within regions, alongside the features of the regions themselves. To facilitate this process, we utilize a multi-stage dialogue with GPT4, requesting structured outputs through API calls with the `json_mode` enabled, which aids in human editing due to the complexity of the factors involved. Additionally, for improved text generation, we incorporate illustrative examples at each point, which are omitted in this prompt. An example of image groups sent to GPT4 can be found in Fig. 6.

- **System Prompt:** You are an expert interior designer, who is very sensitive at room furniture and their placements, and you are particularly familiar with how each piece of furniture relates to everyday human activity. The expected reader is a high-school student with average knowledge of furniture design. I will share photos of a room’s `<region_type>` and use 3D boxes to highlight important items within it. In this region, the items that must be described include `<objects_list>`, don’t leave out any of them.
- I want you to list the location relationships between these objects, where location relationships are between two objects, chosen from `<spatial_relation_list>`. I want you to provide a JSON file that describes the location relationship of these important items, A dict in the form of `'(A,B) : their location relationship' (('pillow_2', 'bed_1') : 'on'`. Here 'on' means that the first item is 'on' the second item).
- Which objects are lying/hanging on the wall? Which objects are standing on the floor? Just pick them out and give me a JSON file.
- I want you to think about are these objects related to each other in the use of functions in everyday activities? Please list the these relationships, in the format of a JSON file. (a dict, the key is a tuple of two items, the value is a sentence describe their relationship)

- What makes the item special in this region? Why did you notice the item? You can think about it in these terms: its special position (like "the chair in the middle of several chairs"), its special role in everyday life (like "I will sit on this chair while eating"). Just give me the result as a JSON file. (a dict, the key is the item, the value is a sentence describe its particularity)
- Which set of these items together belong to a larger class or perform some function together in the region (a set must contain at least two items)? I want you to write this into a JSON file (a dict, the key is a list of items, the value is a sentence. The sentence describes a larger class they belongs to, their role, and their function in the region.
- What's more, based on these layouts, could you share information about the region, these should be included:<Region_features>. Just give me a JSON file. (a dict with keys:<Region_features>,with corresponding values are strings)

Figure 6: Visual prompts for region-level meta-annotation. Bounding boxes are painted on selected images, accompanied by unique object identifiers and their respective categories. All the images for the region are presented to GPT4 in the first round of conversation.

Prompts for Data Samples Generation. Both the prompts for 3D Question Answering and 3D Visual Grounding directly or indirectly use the meta-annotations as shown in Fig. 7 and 8, mainly consisting of Single-target Attribute, Single-target Space, (Existence and Quantity), Inter-target Object-Object Attribute, Inter-target Object-Object Space, Inter-target Object-Region. Specifically, we use the listed templates to integrate the meta-annotation, obtain *<bounding box>* from the Embodied Scan, *<attribute/space>*, *<description about space/attribute>*, *<Comparison in attribute>* from the Object-level language annotation, and *<functional relationship>*, *<spatial position relationship>*, *<role description>* from the Region-level language annotation.

Prompts Generation Examples for 3D QA	
ST Attribute / ST Space	<p>Q: <bounding box of object X>/<a description without attribute Y of object X>+ What's the attribute/space P of <object X> ?</p> <p>A: <Unique attribute/space P of object X> / <Common attribute/space P of object X></p> <p>Q: <bounding boxes of objects in region X>+ What's the attribute/space P of <region X> ?</p> <p>A: <attribute/space P of region X></p>
EQ	<p>Q: Is there a <region/object type>? / How many <region/object type> (with <attribute/space P>)?</p> <p>A: Yes or No / <Number of object/region types></p>
IT OO-Attribute	<p>Q: <bounding box of object X>/<bounding box of object Y>+ What's the attribute(functional / base attribute P) relationship between <object X> and <object Y>?</p> <p>A: <function relationship between (X , Y)> / <The comparison between (X, Y) in attribute P></p> <p>Q: <bounding box of object X>+<object Y> has <function relationship between (X , Y)> with <object X>+What's <attribute/space P> of <object Y>?</p> <p>A: <attribute/space P of object Y></p>
IT OO-Space	<p>Q: <bounding box of object X>/<bounding box of object Y>+ What's the space(spatial position / base space P) relationship between <object X> and <object Y>?</p> <p>A: <spatial position relationship between (X , Y)> / <The comparison between (X, Y) in space P></p> <p>Q: <bounding box of object X>+<object Y> has <spatial position relationship between (X , Y)> with <object X>+What's <attribute/space P> of <object Y>?</p> <p>A: <attribute/space P of object Y></p>
IT OR	<p>Q: <bounding box of object X> + What's the single role of <object X> in the region?</p> <p>A: <single role description of object X in the region></p> <p>Q: <bounding boxes of objects> + What's the multiple role of <objects> in the region?</p> <p>A: <multiple role description of objects in the region></p>

Figure 7: Prompts for 3D question answering samples generation.

Prompts Generation Examples for 3D VG	
ST Attribute / ST Space	<ol style="list-style-type: none"> 1. <description about Unique space/attribute of target> from <template> + Find / Choose it. 2. <Common space/attribute P of targets> + Find / Choose them.
IT OO-Attribute	<ol style="list-style-type: none"> 1. (< short description of anchor>) + <The functional relationship between (anchor, target)> + Find / Choose it. 2. (< short description of anchor>) + <The comparison between (anchor, target) in attribute P> + Find / Choose it.
IT OO-Space	<ol style="list-style-type: none"> 1. (< short description of anchor>) + <The spatial position relationship between (anchor, target)> + Find / Choose it. 2. (< short description of anchor>) + <The comparison between (anchor, target) in space P> + Find / Choose it.
IT OR	<ol style="list-style-type: none"> 1. <single role description of target in the region> + Find / Choose it. 2. <multiple role description of targets in the region> +Find / Choose them.

Figure 8: Prompts for 3D visual grounding samples generation.

Step1. Summarizing object-level meta-annotations. For each object, we utilize its human-corrected meta-annotations to generate a summarized version with ChatGPT.

Step2. Condensing objects in local scenes into a caption. For each enumerated anchor object, we form an initial object set by randomly selecting a group of nearby objects. Their captions and coordinates are fed into GPT-4 for captioning, which is prompted to reference objects by their IDs in the caption.

Step3. Integrating with rule-based spatial relations. To enrich scene captions, we integrate program-generated spatial relationships from Sr3D. By selecting an anchor object from the set in Step 2, we apply the spatial relation rules (e.g., between, supporting, nearest, back) to include related objects. GPT-4 then combines these relationships into the prior caption from step 2.

C Implementation Details

This section supplements implementation details for different baselines used in experiments.

C.1 3D Visual Grounding Baselines

By default, our following re-implemented baselines use the same data augmentation strategy for training. We randomly flip and apply global transformations to the aggregated points and ground-truth boxes, including random rotation with angles in $[-5^\circ, 5^\circ]$, random scaling with a ratio in $[0.9, 1.1]$ and random translation following a normal distribution with standard deviation 0.1.

ScanRefer [12]. We adapt its officially released code to fit our dataset and experiments. To fit the oriented 3D box output, we add a 6D rotation representation into original regression targets and use a disentangled Chamfer Distance (CD) loss for eight corners to supervise it. We use a pretrained VoteNet [36] detection backbone following the original setting. We use 1 GPU with 32 training samples per batch to train the model for 11 epochs, setting the learning rate to $1e-3$ and weight decay to $1e-5$.

BUTD-DETR [27]. Similar to the adaptation of ScanRefer, to fit the oriented 3D box output, we add a three-layer MLP into each prediction head to predict the 6D rotation representation and use a disentangled Chamfer Distance (CD) loss for eight corners to supervise it. We use 8 GPUs with 32 training samples per batch to train the model for 90 epochs, setting the learning rate to $1e-4$, the learning rate of the backbone to $1e-3$, and weight decay to $1e-5$.

ViL3DRef [15]. ViL3DRef needs instance mask predictions as prior inputs. To fit this requirement, we utilize 3D bounding boxes for point cloud segmentation. Aligning with its original implementation, we use EmbodiedScan’s ground truth boxes during training; for testing, we utilize predictions from EmbodiedScan’s trained multi-view detection model for a fair comparison. To accommodate the characteristics of multiple targets, we have replaced the single-target cross-entropy loss with its multi-target counterpart. We train the teacher and point encoder models for 25 and 100 epochs, respectively. We use a single GPU with 64 training samples per batch to train the student model for 50 epochs, setting the learning rate to $5e-4$, weight decay to $1e-2$, and a cosine decay schedule is applied to the learning rate.

EmbodiedScan [44]. We basically replace the ego-centric views input with point clouds to make it consistent with other baselines. We changed its multi-view image input to point cloud and removed its corresponding ResNet-50 backbone, reducing it to a framework similar to L3Det [51]. Following the original setting, we use a disentangled Chamfer Distance (CD) loss for eight corners to supervise the oriented 3D box output. We use 4 GPUs with 96 training samples per batch to train the model for 12 epochs, setting the learning rate to $5e-4$, weight decay to $5e-4$, and query number to 100.

C.2 3D Question Answering Baselines

3D-LLM [24]. We adapt the officially released code and pretrained model. Initially, the point cloud with corresponding features was processed only on Scannet. To fit our dataset, we generate new scans on MP3D and 3RScan. For questions requiring bounding box input, we provided only the question text. Our inference is run using the officially released checkpoint.

Chat3D-V2 [25]. Instance masks are created using ground truth boxes. Since this pipeline already fits our dataset, no additional adaptation is needed.

LL3DA [14]. The zero-shot test uses the officially released code and pretrained generalist model. For supervised fine-tuning (SFT), since the model only allows a single object as input, we randomly select one object for questions referring to multiple objects to obtain a visual prompt. The fine-tuning process is performed using two GPUs, with a warming-up rate set to 0.1 epoch.

LEO [26]. The zero-shot test uses the officially released code and pretrained generalist model. For SFT, instance masks for object-centric 3D tokens are created using ground truth boxes. When questions refer to multiple objects, we randomly select one to obtain an embodiment token. The fine-tuning process is performed using two GPUs in one epoch, using default settings.

Table 7: 3D captioning benchmark on MMScan.

model	GPT/Human eval		Data-driven Metrics		Traditional Metrics			
	GPT	Human	SimCSE	S.-BERT	B-1	B-4	MET.	R.-L.
LL3DA	33.6	21.1	44.9	43.5	33.6	5.3	11.9	27.2
LEO	51.3	43.2	57.1	55.2	35.5	8.3	13.8	29.5

Table 8: 3D captioning benchmark on MMScan, detailed in aspects.

model	Evaluator	Type	Color	Shape	Position	Function	Design	Overall
LL3DA	GPT	10.0	26.3	40.6	38.9	67.5	21.7	33.6
LEO	GPT	34.9	29.7	63.0	63.7	75.0	42.7	51.3
LL3DA	Human	19.2	18.0	36.0	20.2	14.6	18.1	21.1
LEO	Human	45.2	37.0	48.7	44.1	43.8	39.2	43.2

C.3 Other Baselines

In the analysis section of the main paper, we conduct experiments to validate the efficacy of training with MMScan. Next, we present the used baselines for two experiments, respectively.

Grounded Scene Captions for Grounding Training. This experiment is mainly based on the EmbodiedScan 3D visual grounding benchmark. We use its officially released baseline without modification, which takes multi-view images as input and grounds target objects given language prompts. Pre-training and co-training experiments both take 12 epochs. The improvement also validates that using more complex multi-modal data for training can also boost the performance of the specific capabilities for inter-object spatial understanding, which is the focus of the original EmbodiedScan’s visual grounding data samples.

Captions for Instruction Tuning. This experiment is built upon our improved version of PointLLM [47]. Due to detailed question-answering and the requirement of understanding the entire scene, we replace the original point cloud encoder with a multi-view image encoder. The multi-view image encoder takes the image features from the pretrained LLaVA and aggregates these patch-wise features by projecting them to 3D space via depth maps. We follow the same downsampling strategy in the 3D space to compress these features. Based on this network, we use MMScan for instruction tuning, and it shows significant improvement and achieves state-of-the-art performance on conventional benchmarks, showing the efficacy of training 3D-LLMs with MMScan on previous benchmarks.

D Experiments

This section supplements several experiments mentioned in the main paper, including the 3D captioning benchmark based on our meta-annotations, supplementary visual grounding results, using VG and QA samples for instruction tuning, qualitative analysis, and in-the-wild test.

D.1 3D Captioning Benchmark

In addition to the visual grounding and question-answering benchmarks for specific targets, we can also build a 3D captioning benchmark based on our meta-annotations. Due to its complexity in evaluation, we basically present our attempt here and will further polish the setting in the future.

We first split all the objects and regions according to the division of scenes and use the meta-annotations for each object or region as the ground truth. Similar to fine-tuning with QA samples, we fine-tune LL3DA [14] and LEO [26] and show the results in Tab. 7 and 8. We observe that for such complex language tasks, small models such as LL3DA with 1.3B parameters perform much worse than larger ones like LEO.

D.2 Supplementary VG Experiments

Scaling Law Regarding Scene Diversity. We further conducted an investigation into the scaling law regarding different diversities, *i.e.*, scene diversity vs. data sample diversity. The study evaluated the performance of the models when subjected to distinct sampling methodologies: uniform sampling of

Table 9: Analysis on multi-view inputs & using pretrained detection models, where “Recon. Points” means “Reconstructed Points” used in the main paper’s benchmark.

Modality	w/ Pretrain	Overall				Single-target		Inter-target		
		AP ₂₅	AR ₂₅	AP ₅₀	AR ₅₀	ST-attr	ST-space	OO-attr	OO-space	OR
Recon. Points	✗	10.49	47.21	2.94	21.76	7.44	7.53	13.65	11.19	7.74
Multi-View	✗	2.21	23.14	0.30	8.00	1.43	1.59	3.52	2.36	1.23
Multi-View	✓	14.75	48.05	4.28	21.41	11.71	11.03	16.80	15.78	9.24

Table 10: Using VG and QA for tuning 3D-LLMs on traditional 3D question answering benchmarks, while “B-4” stands for “BLEU4”, “M” for “METEOR”, “R” for “ROUGE”, and in “EM@1” we report the top-1 exact match and the refined exact-match protocol results respectively.

Methods	ScanQA (val)				SQA3D (test)
	B-4.	MET.	R.-L.	EM@1	EM@1
baseline	10.5	15.1	39.2	23.1 (39.0)	51.6 (54.1)
+ captions	12.7	19.8	48.1	24.7 (48.9)	54.1 (56.8)
+ VG samples	12.0	16.3	42.1	24.1 (39.2)	52.1 (55.2)
+ QA samples	16.2	17.6	49.4	27.9 (49.2)	54.9 (58.9)

data samples and selective sampling based on scenes (with retention of only samples present within the chosen scenes). As depicted in Fig. 9, the performance was found to be relatively lower under scenarios with restricted scene diversity, even with an equal distribution of samples. It indicates that both data sample and scene diversity matter when scaling up the training and more diverse scenes can result in more significant improvement.

Multi-View Inputs & Detection Pretrained Models. In accordance with the initial EmbodiedScan approach, we further developed two models utilizing multi-view inputs and subjected them to training. As shown in Tab. 9, training a model directly with multi-view inputs leads to suboptimal results, likely due to the slow convergence of the image backbone. To counteract this issue, we follow the official implementation of EmbodiedScan and use the pretrained detection model to initialize the network. It turns out that such initialization is critical for current visual grounding models and yields even better results than using reconstructed point clouds.

D.3 Using VG and QA for Instruction Tuning

In addition to using caption data for tuning 3D-LLMs, we can also use the VG and QA samples for tuning. Taking the same traditional benchmarks as the example, as shown in Tab. 10, using VG and QA samples for tuning can both bring performance improvement and QA samples are more important than VG and captioning data considering the data format is more consistent with the validation benchmark.

D.4 Qualitative Analysis

Qualitative Results. As shown in Fig. 10, the utterances cover a variety of levels, from simple single-object identification to complex inter-object relations, including both spatial relationships and attribute recognition. In Fig. 11, the questions span from basic existential queries to more complex attribute-based and advanced inquiries. Finally, we show an example of 3D captioning for objects in the scene in Fig. 12. We can see that our model can produce reasonable results for these various cases.

Failure Cases. We subsequently show several failure cases for analysis. In Fig. 13, the model encounters challenges with understanding precise comparative spatial relationships (left panel) and occasionally predicts bounding boxes with imprecise sizes (right panel). Fig. 14 illustrates the model’s shortcomings, which include generating incorrect information (hallucination), misunderstanding questions regarding object functions, and inaccuracies in object enumeration. Fig. 15 demonstrates the limitations of the LEO embodiment token design, which overlooks object dimensions and consequently struggles to identify overlapping elements, exemplified by the failure to distinguish between a shelf and a book resting upon it.

Scaling Law compared with Sample Strategy

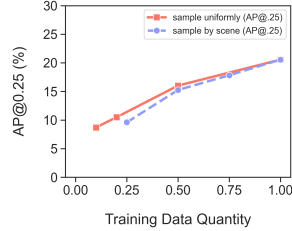
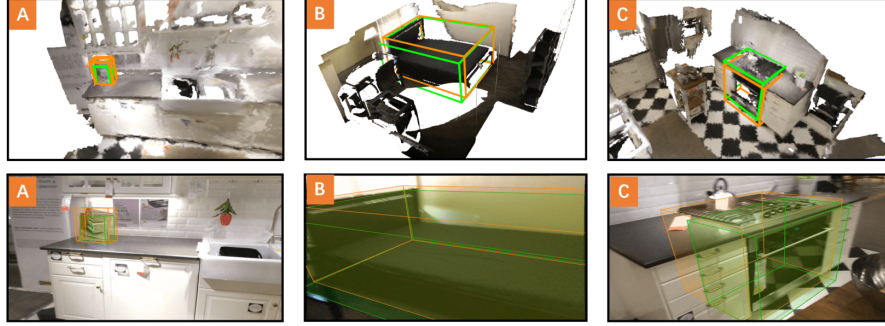


Figure 9: Scaling laws w.r.t. sampling strategies. Scene diversity is more important.

B. (Object-Region) In the resting region of this room, a X serves as the **focal point for relaxation** and sleep in a room, being the primary piece of furniture used for resting. Please find the X.



A. (Inter-Object-Space) Select the sign that is **close to** the sink.

GT boxes
pred boxes

C. (Single-Object-Attribute) Find all the **black and rectangular** items in the room.

Figure 10: Visual grounding qualitative results, covering single and inter-target, spatial and attribute understanding.



Figure 11: Question answering qualitative results, covering existential, attribute understanding, and advanced queries.

D.5 In-the-Wild Test

To test the generalization capability of trained 3D grounding and language models, similar to EmbodiedScan, we use Azure Kinect DK to record the RGB-D streams with camera poses and feed them into our models. The question-answering test uses the improved PointLLM tuned with MMScan without any modification. The grounding test uses the trained EmbodiedScan baseline with the best performance, and we only visualize the top-k predictions matching the language descriptions, where k is adaptive according to the prompt, *e.g.*, if the question corresponds to a single target, we will only visualize the top-1 prediction.² It shows decent performance both in QA and VG regarding different aspects of language prompts, even with a different RGB-D sensor in unseen environments. We visualize the results in the attached supplementary video.

E Evaluation Details

This section presents more details regarding the GPT evaluation adopted in the main paper and further conducts human evaluation to validate the consistency of these two approaches.

²Given the practical use, it is important to explore a certain score threshold to meet general grounding requirements in the future.



Figure 12: Qualitative results for 3D captioning.

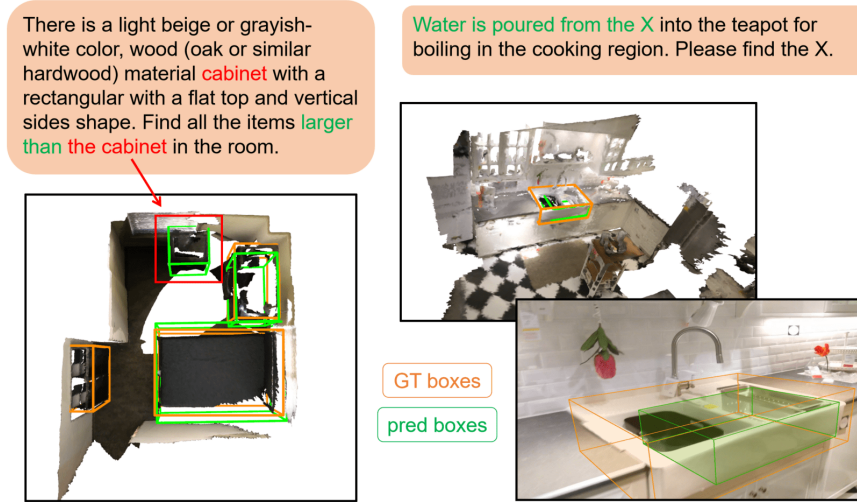


Figure 13: Vision grounding failure cases. **Left:** The model falsely selected the cabinet itself as an item larger than the specified cabinet, also missing the shelf on the left. **Right:** The model successfully understands the function of a sink, but predicts a box with inaccurate size.

E.1 GPT evaluation

3D Captioning. GPT4 is assigned to compare captions provided by humans with those generated by the model. During the labeling process, the captions are structured clearly to facilitate analysis. We identify common aspects such as Object Type, Color, Shape, Position, Function, and Design, and instruct GPT4 to assess whether these aspects are correct (scored as 1) or incorrect (scored as -1). A score of 0 indicates that the aspect is absent in the human captions and is thus omitted from evaluation. The evaluation prompt used is illustrated in Fig. 16.

3D Question Answering. Chat-GPT4 is required to compare answers provided by human and model-generated responses, identifying all key points in the human answers to serve as a reference for scoring. The evaluation results are then categorized into three classes: Correct, Ambiguous, and Error. ‘Correct’ indicates that the model’s key points align with those of the human responses. ‘Ambiguous’ means it is unclear whether the key points are equivalent or incorrect. ‘Error’ denotes that the key points are either incorrect or missing. Additionally, a chain-of-thought technique is employed to prompt Chat-GPT4 to explain its responses. The prompt used is illustrated in Fig. 17.

E.2 Human Evaluation

As mentioned in the main paper, we conduct human evaluation on the language tasks, including question-answering and captioning benchmarks, to validate the consistency of human and GPT evaluation.

Question answering evaluation. We randomly select 300 QA pairs from zero-shot 3D-LLM, Chat-3D-V2, LL3DA, and LEO models, including both fine-tuned LL3DA and LEO versions. We



Figure 14: Question answering failure cases. Errors are marked in red.




Figure 15: Object caption failure cases. The model fails to understand the size of the bounding box.

then recruit five well-educated human evaluators to assess each result based on specific guidelines provided.

The human evaluation guidelines for question answering are as follows:

Please compare the ground truth answers and model-generated answer using the following metrics:

Hallucination: 0: Clear hallucination 1: No hallucination

Completeness: 0: Completely incorrect 1: Partial coverage 2: Complete coverage

We evaluate the fine-tuned LL3DA and LEO, with results presented in Tab. 11. These results show a similar trend with GPT evaluation shown in the main paper, validating the reliability of GPT evaluation.

Caption evaluation. Similarly, for the captioning task, we randomly select 300 captions from the fine-tuned LL3DA and LEO models. Subsequently, we hire five evaluators to assess each result, using the same criteria provided to Chat-GPT4 as shown in Fig. 16. The results have been shown in Tab. 7 and 8 with the same consistent trend.

Table 11: Human evaluation results for the 3D question answering benchmark.

	Model	Hallucination	Completeness	Overall
Zero-shot	3D-LLM	33.1	25.7	29.4
	Chat3d-v2	26.7	33.1	29.7
	LL3DA	27.2	21.3	24.3
	LEO	32.7	26.3	29.5
Fine-tuned	LL3DA	67.0	63.7	65.3
	LEO	71.7	70.2	70.9

Evaluate a model-generated object caption result against a human-generated caption for a 3D language model. Focus on the following aspects: object type, color, shape, position, function, and design. If the human caption does not include any of these aspects, mark it as 0; otherwise, use 1 or -1 to indicate true or false(missing or incorrect). Following the examples provided, complete the last row of the table:

Human caption	Model caption	Object type	Color	Shape	Position	Function	Design
In the center of the room stands a spacious arched doorway, crafted from dark wood, exuding a strong sense of elegance. It is in excellent condition. Compared to the other items in the room, this door is quite large, vertically placed against the beige wall. The door is functional, providing access to another room. Its design features include dark wood veneer and an arched top, adding a touch of refinement to the room.	The doorframe is a prominent feature in the room. It is rectangular in shape and painted in a light beige or off-white color. Made of wood, it exudes a warm and inviting feeling. The doorframe is relatively large, taking up a significant portion of the wall space. In terms of functionality, it serves as a typical doorframe, connecting one room to another. Compared to similar items, this doorframe is well-maintained with no obvious signs of damage or wear. Its design is simple yet elegant, blending seamlessly into the overall aesthetic of the room.	1	-1	0	-1	1	-1
This is a single object, a chair. The chair is white and made of plastic. It is positioned slightly tilted to the right on a light-colored floor. The chair is empty and well-maintained. Its design is simple, without armrests or a backrest. Compared to similar items, this chair is of medium size. Its function is to provide a comfortable seat, and it effectively fulfills this purpose.	This is a white, rectangular box. The box is made of material such as plastic or stainless steel, and it's in good condition with no obvious signs of wear or damage. It's placed vertically on the floor, and there are no other items next to it. Compared to similar items, this box is of medium size. Its design is simple and practical, without any extra features or decorations.	-1	1	0	-1	-1	-1
[human caption]	[model caption]						

Rules:
1. First, carefully read the human caption to identify the six key attributes, then compare them with the model caption.
2. Format the 6 scores separated by "|" (beginning and ending with "|"). Respond with only the formatted scores.

Figure 16: **Prompt for GPT evaluation.** The table is provided in Markdown format.

F Dataset Details

This section presents more dataset details, including more statistics on meta-annotations and the license and access issues.

F.1 More Statistics

In the main paper, we only show the overall statistics for the dataset, such as the numbers of meta-annotations, VG and QA data samples, and grounded scene captions. We also include the composition information of post-processed data samples in the main paper’s Fig. 3. Here, we further supplement the detailed word cloud comparison with EmbodiedScan and distribution statistics for objects and regions of meta-annotations in Fig. 18. We can observe that MMScan shows significantly better diversity regarding language annotations than EmbodiedScan and also covers most of the common object and region categories.

F.2 License and Access

Our dataset is built upon EmbodiedScan [44], which collects the raw data from ScanNet, 3RScan, and Matterport3D. To access and use these three raw datasets, users should follow their original licenses [2, 1, 3] and ask their official hosts for authorization. It is typically smooth if only using them for academic research. For the annotations of EmbodiedScan and MMScan, we follow a simple approach for authorization by collecting Google forms [5] temporarily, with a simple license attached to this form. We may consider releasing mini data if necessary and will commit to releasing all of them after several legal processes, planning to release them during the reviewing process as soon as possible. Due to this work being a follow-up of EmbodiedScan regarding language annotations, the code to reproduce baselines and experiments will also be released at <https://github.com/OpenRobotLab/EmbodiedScan>.

Evaluate a model-generated QA result against a human-generated answer for a 3D model. Begin by identifying all key points in the human answer, then compare each of these attributes in the model-generated answer, providing reasons for each evaluation. Following the examples provided, complete the last row of the table:

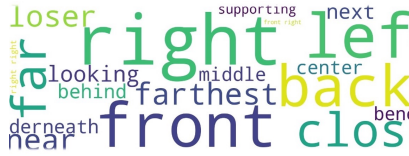
Question	Human Answer	Model Answer	Total Key Points	Correct	Ambiguous	Error	Reason
What is the purpose of the object	Hanging clothes	Providing storage space	1	1	0	0	A place for hanging clothes also provides storage space.
What is the usage of the object	Support the feet	Suitable for daily use	1	0	1	0	"Suitable for daily use" is ambiguous and does not specify support for the feet.
There is a toilet region in this room, these objects are in it. What is the location and function description of this region?	This is a bathroom that focuses on cleanliness and grooming activities. It includes facilities such as a sink, toilet, and a storage vanity.	This area appears to be a bathroom or toilet area, specifically designed for personal hygiene and sanitation.	3	2	0	1	The model identifies the area as a bathroom and notes its usage, but misses specific objects like the sink and vanity.
Are these two objects the same in shape? Why?	No, the chair is irregular and the lamp is cylindrical.	Yes, the chair and the chair are both irregular.	3	1	0	2	The model incorrectly identifies both objects as chairs and fails to recognize the cylindrical shape of the lamp.
Question	Human Answer	Model Answer					

Rules:

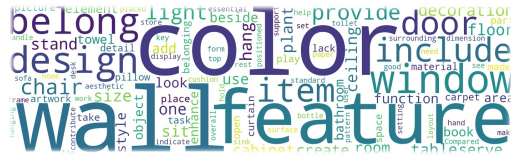
1. Focus on comparing the two answers.

2. Only include the completed last row of the table in your response, excluding the header.

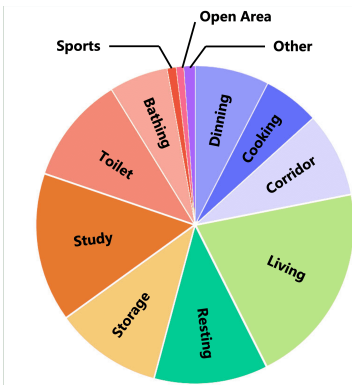
Figure 17: **Prompt for GPT evaluation.** The table is provided in Markdown format.




(a) EmbodiedScan word cloud.



(b) MMScan word cloud.



(c) Regions' category distribution.



(d) Objects' category distribution.

Figure 18: Statistics. (a)(b) Comparing the word clouds of EmbodiedScan and MMScan, we can observe the significant diversity improvement in the language annotations, from focusing on inter-object spatial relationships only to holistic understanding. (c)(d) The distributions of region and object annotations.

References

- [1] Matterport3d license. https://kaldir.vc.in.tum.de/matterport/MP_TOS.pdf, 2017.
- [2] Scannet license. https://kaldir.vc.in.tum.de/scannet/ScanNet_TOS.pdf, 2017.
- [3] 3rscan license. <https://github.com/WaldJohannaU/3RScan>, 2019.
- [4] Openai chatgpt. <https://openai.com/gpt-4>, 2023.
- [5] Embodiedscan and mmscan access. https://docs.google.com/forms/d/e/1FAIpQLScUXEDTksGiqHZp31j7Zp7z1CNV7p_08uViwP_Nbzfn3g6hhw/viewform, 2024.
- [6] P. Achlioptas, A. Abdelreheem, F. Xia, M. Elhoseiny, and L. Guibas. Referit3d: Neural listeners for fine-grained 3d object identification in real-world scenes. In *Computer Vision–ECCV 2020: 16th European Conference, Glasgow, UK, August 23–28, 2020, Proceedings, Part I 16*, pages 422–440. Springer, 2020.
- [7] D. Azuma, T. Miyanishi, S. Kurita, and M. Kawanabe. Scanqa: 3d question answering for spatial scene understanding. In *proceedings of the IEEE/CVF conference on computer vision and pattern recognition*, pages 19129–19139, 2022.
- [8] J. Bai, S. Bai, S. Yang, S. Wang, S. Tan, P. Wang, J. Lin, C. Zhou, and J. Zhou. Qwen-vl: A versatile vision-language model for understanding, localization, text reading, and beyond. *arXiv preprint arXiv:2308.12966*, 2023.
- [9] G. Baruch, Z. Chen, A. Dehghan, T. Dimry, Y. Feigin, P. Fu, T. Gebauer, B. Joffe, D. Kurz, A. Schwartz, and E. Shulman. ARKitscenes - a diverse real-world dataset for 3d indoor scene understanding using mobile RGB-d data. In *Thirty-fifth Conference on Neural Information Processing Systems Datasets and Benchmarks Track (Round 1)*, 2021.
- [10] D. Cai, L. Zhao, J. Zhang, L. Sheng, and D. Xu. 3djcg: A unified framework for joint dense captioning and visual grounding on 3d point clouds. In *Proceedings of the IEEE/CVF Conference on Computer Vision and Pattern Recognition*, pages 16464–16473, 2022.
- [11] A. Chang, A. Dai, T. Funkhouser, M. Halber, M. Niessner, M. Savva, S. Song, A. Zeng, and Y. Zhang. Matterport3D: Learning from RGB-D data in indoor environments. *International Conference on 3D Vision (3DV)*, 2017.
- [12] D. Z. Chen, A. X. Chang, and M. Nießner. Scanrefer: 3d object localization in rgb-d scans using natural language. In *European conference on computer vision*, pages 202–221. Springer, 2020.
- [13] D. Z. Chen, Q. Wu, M. Nießner, and A. X. Chang. D3net: A speaker-listener architecture for semi-supervised dense captioning and visual grounding in rgb-d scans, 2021.
- [14] S. Chen, X. Chen, C. Zhang, M. Li, G. Yu, H. Fei, H. Zhu, J. Fan, and T. Chen. Ll3da: Visual interactive instruction tuning for omni-3d understanding, reasoning, and planning. *arXiv preprint arXiv:2311.18651*, 2023.
- [15] S. Chen, P.-L. Guhur, M. Tapaswi, C. Schmid, and I. Laptev. Language conditioned spatial relation reasoning for 3d object grounding. *Advances in Neural Information Processing Systems*, 35:20522–20535, 2022.
- [16] S. Chen, H. Zhu, X. Chen, Y. Lei, G. Yu, and T. Chen. End-to-end 3d dense captioning with vote2cap-detr. In *Proceedings of the IEEE/CVF Conference on Computer Vision and Pattern Recognition*, pages 11124–11133, 2023.
- [17] Y. Chen, S. Yang, H. Huang, T. Wang, R. Lyu, R. Xu, D. Lin, and J. Pang. Grounded 3d-llm with referent tokens. *arXiv preprint arXiv:2405.10370*, 2024.
- [18] Z. Chen, A. Gholami, M. Nießner, and A. X. Chang. Scan2cap: Context-aware dense captioning in rgb-d scans. In *Proceedings of the IEEE/CVF conference on computer vision and pattern recognition*, pages 3193–3203, 2021.
- [19] Z. Chen, W. Wang, H. Tian, S. Ye, Z. Gao, E. Cui, W. Tong, K. Hu, J. Luo, Z. Ma, et al. How far are we to gpt-4v? closing the gap to commercial multimodal models with open-source suites. *arXiv preprint arXiv:2404.16821*, 2024.
- [20] O. Contributors. Opencompass: A universal evaluation platform for foundation models. <https://github.com/open-compass/opencompass>, 2023.
- [21] A. Dai, A. X. Chang, M. Savva, M. Halber, T. Funkhouser, and M. Nießner. Scannet: Richly-annotated 3d reconstructions of indoor scenes. In *Proceedings of the IEEE conference on computer vision and pattern recognition*, pages 5828–5839, 2017.
- [22] X. Dong, P. Zhang, Y. Zang, Y. Cao, B. Wang, L. Ouyang, X. Wei, S. Zhang, H. Duan, M. Cao, W. Zhang, Y. Li, H. Yan, Y. Gao, X. Zhang, W. Li, J. Li, K. Chen, C. He, X. Zhang, Y. Qiao, D. Lin, and J. Wang. Internlm-xcomposer2: Mastering free-form text-image composition and comprehension in vision-language large model. *arXiv preprint arXiv:2401.16420*, 2024.

- [23] Z. Guo, R. Zhang, X. Zhu, Y. Tang, X. Ma, J. Han, K. Chen, P. Gao, X. Li, H. Li, et al. Point-bind & point-llm: Aligning point cloud with multi-modality for 3d understanding, generation, and instruction following. *arXiv preprint arXiv:2309.00615*, 2023.
- [24] Y. Hong, H. Zhen, P. Chen, S. Zheng, Y. Du, Z. Chen, and C. Gan. 3d-llm: Injecting the 3d world into large language models. *arXiv preprint arXiv:2307.12981*, 2023.
- [25] H. Huang, Z. Wang, R. Huang, L. Liu, X. Cheng, Y. Zhao, T. Jin, and Z. Zhao. Chat-3d v2: Bridging 3d scene and large language models with object identifiers. *arXiv preprint arXiv:2312.08168*, 2023.
- [26] J. Huang, S. Yong, X. Ma, X. Linghu, P. Li, Y. Wang, Q. Li, S.-C. Zhu, B. Jia, and S. Huang. An embodied generalist agent in 3d world. *arXiv preprint arXiv:2311.12871*, 2023.
- [27] A. Jain, N. Gkanatsios, I. Mediratta, and K. Fragkiadaki. Bottom up top down detection transformers for language grounding in images and point clouds. In *European Conference on Computer Vision*, pages 417–433. Springer, 2022.
- [28] B. Jia, Y. Chen, H. Yu, Y. Wang, X. Niu, T. Liu, Q. Li, and S. Huang. Sceneverse: Scaling 3d vision-language learning for grounded scene understanding. *arXiv preprint arXiv:2401.09340*, 2024.
- [29] Y. Jiao, S. Chen, Z. Jie, J. Chen, L. Ma, and Y.-G. Jiang. More: Multi-order relation mining for dense captioning in 3d scenes. In *European Conference on Computer Vision*, pages 528–545. Springer, 2022.
- [30] Z. Jin, M. Hayat, Y. Yang, Y. Guo, and Y. Lei. Context-aware alignment and mutual masking for 3d-language pre-training. In *Proceedings of the IEEE/CVF Conference on Computer Vision and Pattern Recognition*, pages 10984–10994, 2023.
- [31] H. Liu, C. Li, Q. Wu, and Y. J. Lee. Visual instruction tuning. *Advances in neural information processing systems*, 36, 2024.
- [32] T. Luo, C. Rockwell, H. Lee, and J. Johnson. Scalable 3d captioning with pretrained models. *arXiv preprint arXiv:2306.07279*, 2023.
- [33] X. Ma, S. Yong, Z. Zheng, Q. Li, Y. Liang, S.-C. Zhu, and S. Huang. Sqa3d: Situated question answering in 3d scenes. *arXiv preprint arXiv:2210.07474*, 2022.
- [34] M. Parelli, A. Delitzas, N. Hars, G. Vlassis, S. Anagnostidis, G. Bachmann, and T. Hofmann. Clip-guided vision-language pre-training for question answering in 3d scenes. In *Proceedings of the IEEE/CVF Conference on Computer Vision and Pattern Recognition*, pages 5606–5611, 2023.
- [35] B. A. Plummer, L. Wang, C. M. Cervantes, J. C. Caicedo, J. Hockenmaier, and S. Lazebnik. Flickr30k entities: Collecting region-to-phrase correspondences for richer image-to-sentence models. In *Proceedings of the IEEE international conference on computer vision*, pages 2641–2649, 2015.
- [36] C. R. Qi, O. Litany, K. He, and L. J. Guibas. Deep hough voting for 3d object detection in point clouds. In *proceedings of the IEEE/CVF International Conference on Computer Vision*, pages 9277–9286, 2019.
- [37] Z. Qi, R. Dong, S. Zhang, H. Geng, C. Han, Z. Ge, L. Yi, and K. Ma. Shapellm: Universal 3d object understanding for embodied interaction. *arXiv preprint arXiv:2402.17766*, 2024.
- [38] Z. Qi, Y. Fang, Z. Sun, X. Wu, T. Wu, J. Wang, D. Lin, and H. Zhao. Gpt4point: A unified framework for point-language understanding and generation. *arXiv preprint arXiv:2312.02980*, 2023.
- [39] S. K. Ramakrishnan, A. Gokaslan, E. Wijmans, O. Maksymets, A. Clegg, J. M. Turner, E. Undersander, W. Galuba, A. Westbury, A. X. Chang, M. Savva, Y. Zhao, and D. Batra. Habitat-matterport 3d dataset (HM3d): 1000 large-scale 3d environments for embodied AI. In *Thirty-fifth Conference on Neural Information Processing Systems Datasets and Benchmarks Track (Round 2)*, 2021.
- [40] H. Rasheed, M. Maaz, S. Shaji, A. Shaker, S. Khan, H. Cholakkal, R. M. Anwer, E. Xing, M.-H. Yang, and F. S. Khan. Glamm: Pixel grounding large multimodal model. *arXiv preprint arXiv:2311.03356*, 2023.
- [41] S. Song, S. P. Lichtenberg, and J. Xiao. Sun rgb-d: A rgb-d scene understanding benchmark suite. In *Proceedings of the IEEE Conference on Computer Vision and Pattern Recognition*, 2015.
- [42] O. Unal, C. Sakaridis, S. Saha, F. Yu, and L. Van Gool. Three ways to improve verbo-visual fusion for dense 3d visual grounding. *arXiv preprint arXiv:2309.04561*, 2023.
- [43] J. Wald, A. Avetisyan, N. Navab, F. Tombari, and M. Nießner. Rio: 3d object instance re-localization in changing indoor environments. In *Proceedings of the IEEE/CVF International Conference on Computer Vision*, pages 7658–7667, 2019.
- [44] T. Wang, X. Mao, C. Zhu, R. Xu, R. Lyu, P. Li, X. Chen, W. Zhang, K. Chen, T. Xue, X. Liu, C. Lu, D. Lin, and J. Pang. Embodiedscan: A holistic multi-modal 3d perception suite towards embodied ai. In *IEEE Conference on Computer Vision and Pattern Recognition (CVPR)*, 2024.
- [45] W. Wang, Q. Lv, W. Yu, W. Hong, J. Qi, Y. Wang, J. Ji, Z. Yang, L. Zhao, X. Song, et al. Cogvlm: Visual expert for pretrained language models. *arXiv preprint arXiv:2311.03079*, 2023.

- [46] Z. Wang, H. Huang, Y. Zhao, Z. Zhang, and Z. Zhao. Chat-3d: Data-efficiently tuning large language model for universal dialogue of 3d scenes. *arXiv preprint arXiv:2308.08769*, 2023.
- [47] R. Xu, X. Wang, T. Wang, Y. Chen, J. Pang, and D. Lin. Pointllm: Empowering large language models to understand point clouds. *arXiv preprint arXiv:2308.16911*, 2023.
- [48] Z. Yuan, X. Yan, Y. Liao, Y. Guo, G. Li, S. Cui, and Z. Li. X-trans2cap: Cross-modal knowledge transfer using transformer for 3d dense captioning. In *Proceedings of the IEEE/CVF Conference on Computer Vision and Pattern Recognition*, pages 8563–8573, 2022.
- [49] Y. Zhang, Z. Gong, and A. X. Chang. Multi3drefer: Grounding text description to multiple 3d objects. In *Proceedings of the IEEE/CVF International Conference on Computer Vision*, pages 15225–15236, 2023.
- [50] L. Zhao, D. Cai, L. Sheng, and D. Xu. 3dvg-transformer: Relation modeling for visual grounding on point clouds. In *Proceedings of the IEEE/CVF International Conference on Computer Vision*, pages 2928–2937, 2021.
- [51] C. Zhu, W. Zhang, T. Wang, X. Liu, and K. Chen. Object2scene: Putting objects in context for open-vocabulary 3d detection. *arXiv preprint arXiv:2309.09456*, 2023.
- [52] Z. Zhu, X. Ma, Y. Chen, Z. Deng, S. Huang, and Q. Li. 3d-vista: Pre-trained transformer for 3d vision and text alignment. In *Proceedings of the IEEE/CVF International Conference on Computer Vision*, pages 2911–2921, 2023.