

# TSE-PI: Target Sound Extraction under Reverberant Environments with Pitch Information

Yiwen Wang<sup>1</sup>, Xihong Wu<sup>1,2,3</sup>

<sup>1</sup>Speech and Hearing Research Center, School of Intelligence Science and Technology, Peking University, Beijing, China <sup>2</sup>National Key Laboratory of General Artificial Intelligence <sup>3</sup>Institute for Artificial Intelligence, Peking University

pku\_wyw@pku.edu.cn, wxh@cis.pku.edu.cn

## Abstract

Target sound extraction (TSE) separates the target sound from the mixture signals based on provided clues. However, the performance of existing models significantly degrades under reverberant conditions. Inspired by auditory scene analysis (ASA), this work proposes a TSE model provided with pitch information named TSE-PI. Conditional pitch extraction is achieved through the Feature-wise Linearly Modulated layer with the sound-class label. A modified Waveformer model combined with pitch information, employing a learnable Gammatone filterbank in place of the convolutional encoder, is used for target sound extraction. The inclusion of pitch information is aimed at improving the model's performance. The experimental results on the FSD50K dataset illustrate 2.4 dB improvements of target sound extraction under reverberant environments when incorporating pitch information and Gammatone filterbank.

**Index Terms:** target sound extraction, auditory scene analysis, pitch extraction, Gammatone filterbank

## 1. Introduction

The cocktail party problem shows that humans have an extraordinary ability at the selective auditory attention to the target sound under complex acoustic environments, such as noise and reverberation [1]. Motivated by the need to bridge the gap between human auditory perception and machine hearing, researchers have developed TSE models [2, 3, 4, 5, 6, 7, 8, 9, 10]. Target sound extraction aims to separate the desired sound from a mixture of various sound events, given a specific clue leading to the target sound event. Common clue conditions can be divided into classes [6, 7], enrollment information [2, 4], query-based separation [11, 12], etc. In addition, multi-cue and multi-modal cues are also used to achieve separation [3, 13, 14, 15].

Most of the above methods have achieved excellent performance under anechoic sound conditions. However, there remains a gap between the performance of the TSE models under complex environments and the human auditory system. Recently, there have been several discussions on target sound extraction under reverberation. These models aim to extract desired sounds from complex acoustic mixtures, such as those encountered in the real world. Veluri et al. proposed a real-time Waveformer for binaural processing, which can be applied to real scenarios [7]. Choi and Choi introduced a transformer-based TSE model to extract reverberant sounds using the Dense Frequency-Time Attentive Network (DeFT-AN) architecture [16, 17]. The complex short-time Fourier transform (STFT) mask is generated by supplying the sound class label. These methods have specific effects under reverberation conditions but must still be closer to the results under anechoic conditions.

To further improve the target sound extraction performance

under reverberant environments, it is necessary to refer to the robustness of the auditory system. ASA is a critical process for understanding and interpreting complex sound environments where multiple sound sources coexist [18]. Pitch information plays a vital role in the ASA process. Pitch, corresponding to the harmonics' fundamental frequency ( $f_0$ ), contributes to the perceptual segregation. The theory of computational auditory scene analysis (CASA), proposed by Wang and Brown [19], shows that pitch information, regarded as a discriminative clue, is helpful for bottom-up foreground separation [20].

Auditory systems are robust, whatever the complex acoustic scene is. Temporal coherence analysis shows that humans simultaneously tend to focus on a single auditory stream. In the conventional CASA, there is a process of top-down auditory selective attention and bottom-up auditory stream formation [20]. Tasks for target sound extraction are simplified. That is, the separation of foreground sounds is achieved on the premise that clues such as categories are provided. Under such an assumption, only the bottom-up foreground segregation is considered. During the bottom-up process, pitch information is the leading perceptual feature to be noticed. Therefore, referring to CASA, we propose a two-stage target sound extraction model in complex acoustic scenarios. Specifically, a conditional pitch extraction model is proposed to extract the target pitch information belonging to the target sound. With the pitch information, direct sound is separated with a modified Waveformer architecture. The main contributions of this paper are:

- A two-stage target sound extraction network is proposed. For the first stage, pitch information of the target direct sound under reverberation conditions is extracted. For the second stage, target sound extraction is achieved with pitch information extracted from the first stage. A modified Waveformer is chosen as the target sound separation network.<sup>1</sup>
- A learnable Gammatone filter bank is introduced for conditional sound source separation. The pitch information contains frequency information, and the Gammatone filterbank often simulates the spectral analysis of the cochlea [21].
- The proposed target sound extraction model guided by pitch information brings about 2.4 dB improvements under reverberant conditions. Experimental results show that the bottom-up foreground sound separation in the CASA framework has essential guidance for the TSE task.

The subsequent sections of the paper are organized as follows: Section 2 introduces the proposed two-stage pitch-guided target sound extraction. The experimental setup is described in Section 3, while the experimental results are reported in Section 4. Finally, conclusions are drawn in Section 5.

<sup>1</sup>Code of our work is available on [https://github.com/wyw97/TSE\\_PI](https://github.com/wyw97/TSE_PI)

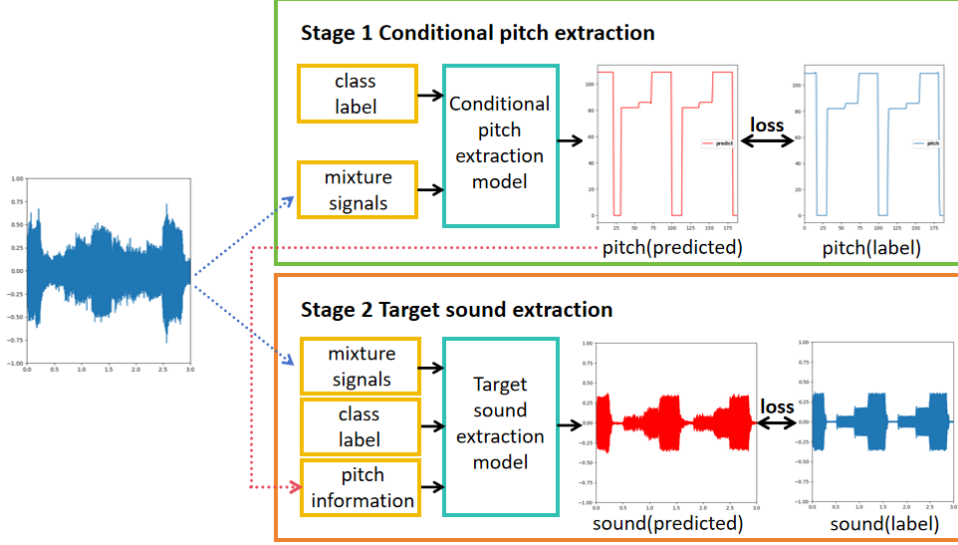


Figure 1: Overview of the proposed two-stage target sound extraction with pitch information (TSE-PI).

## 2. Method

The pipeline of the proposed two-stage target sound extraction model with pitch information (TSE-PI) is shown in Figure 1. This section discusses the implementation methods of these two stages in detail. In this study, a single-channel received signal  $y_{M,L} \in R^T$  positioned at location  $L$  comes from  $N$  sound sources  $s_n (n = 1, \dots, N)$ .  $T$  is the signal duration. The received mixture signal is given as

$$y_{M,L} = \sum_{i=1}^N s_i * h_{i,L} + bn, \quad (1)$$

where  $h_{i,L}$  represents the impulse response from the sound source to the receiver position  $L$ ,  $*$  represents convolution, and  $bn$  refers to the background noise. For the given class label  $c$ , supposing that the sound source  $s_{ic}$  belongs to class  $c$ , the goal of the work is to separate from the mixture signal to obtain the direct-path signal of  $s_{ic}$ ,

$$\hat{y}_{ic,L} = s_{ic} * d_{ic,L}, \quad (2)$$

where  $\hat{y}_{ic,L}$  denotes the direct-path signal generated from  $s_{ic}$ , and  $d_{ic,L}$  is the direct part of the corresponding  $h_{i,L}$ .

### 2.1. Stage 1: Conditional pitch extraction

Pitch information of the given class label is estimated through the first stage. The pitch feature is extracted from the harmonic structure of the signal amplitude spectrum. Recently, there have been several representative works using deep learning to achieve pitch extraction [22, 23, 24, 25]. Convolution models are commonly used to extract spectral features, and fully connected layers (FCL) are selected for mapping from harmonic features to pitch information. Current works perform well in multi-pitch and multi-track pitch extraction tasks. To enable the model to pay attention to the pitch information of a specific class of sounds, the Feature-wise Liarly Modulated (FiLM) layer is introduced to achieve target pitch extraction by modulating the output channel of each convolutional layer [26]. We follow the basic framework for pitch estimation with a temporal convolutional network (TCN) as described in [23].

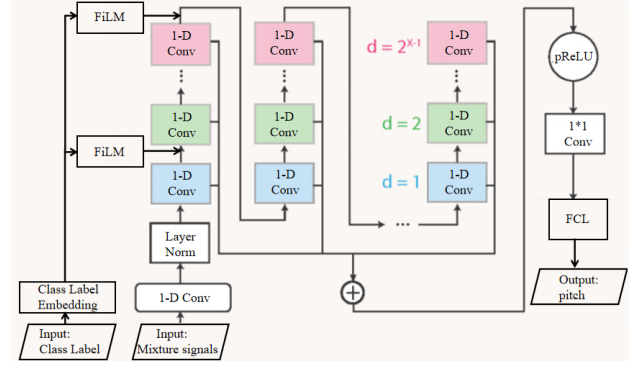


Figure 2: Condition pitch extraction model with FiLM. (To clearly display the FiLM module, only two FiLMs are drawn in the figure. In the actual model, each convolutional layer is modulated using FiLM.)

Specifically, for each output  $F^l \in R^{c \times h \times w}$  from the  $l$ -th convolutional layer, where  $c$  is the kernel number,  $h$  and  $w$  represents the width and height of  $F^l$ . The FiLM modulates each layer as

$$FiLM(F_i^{(l)} | \gamma_i^{(l)}, \beta_i^{(l)}) = \gamma_i^{(l)} F_i^{(l)} + \beta_i^{(l)}, \quad (3)$$

where  $F_i^{(l)} \in R^{h \times w}$ ,  $\gamma_i^{(l)}, \beta_i^{(l)} \in R^c$  refers to the corresponding modulation parameters. The modulation parameters are trained together with the other parameters of the model. The details of the other parts of the model are introduced in [23, 27].

### 2.2. Stage 2: Target sound extraction

In the second stage, pitch information is added based on the existing target sound extraction model proposed by Veluri et al. [6]. Since pitch information plays a vital role in the spectral features, the pitch information extracted from the previous stage is concatenated with the features of the mixture signal along the channel dimension. Features are extracted through the 1-D convolutional encoder. The pitch information obtained in the

first stage is expressed as a one-hot encoding, consistent with the method described in [23].

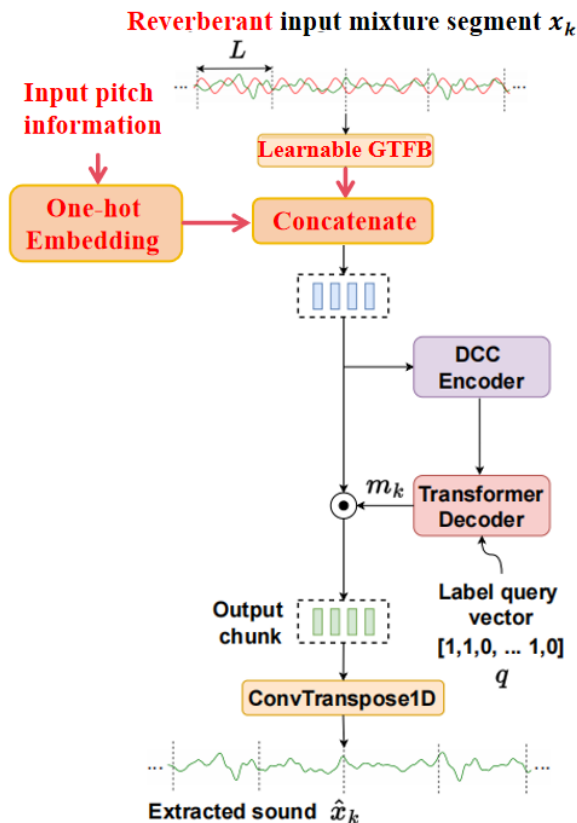


Figure 3: Target sound extraction with pitch information. (The part marked in red is the modification on Waveformer.)

By adding pitch information, explicit spectral representation is more intuitive than the convolutional encoder. Inspired by the excellent performance of the auditory system, Gammatone filterbank (GTFB) is introduced in spectral analysis to further increase the connection to pitch information. GTFB with learnable parameters benefits universal sound separation (USS) performance, as shown in [28]. Referring to this work, we apply the encoding process based on the learnable GTFB to the target sound extraction under reverberant conditions.

### 3. Experimental Framework

#### 3.1. Datasets introduction

Experiments are carried out on FSD50K datasets [29]. Twenty-seven sound classes are selected from the datasets, as shown in Figure 4. Each class contains at least 40 4-second samples. Reverberant signals are mixed with a signal-to-noise ratio (SNR) uniformly sampled from -5 dB to 5 dB. The mixtures are generated by mixing each sample from a different event class. After obtaining the mixed signal, background noise with an SNR of 40 dB is added. All the input audios are resampled to 16kHz.

In the experiment, a microphone is installed on a rigid ball with a radius of 8cm. The microphone is positioned on the equatorial plane of a rigid sphere parallel to the ground. The room impulse response (RIR) is simulated according to [30]. The room size is uniformly sampled from  $3.0m \times 3.0m \times 2.5m$

to  $8.0m \times 8.0m \times 4.0m$ . Reverberation Time (RT60) is sampled from 0.2s to 0.8s. The position of the rigid ball and the sound source are guaranteed to be at least 0.8m away from the wall, and the distance between the sound source and the center of the rigid ball is sampled within the range from 0.6m to 2.0m. Pitch information is extracted from the single direct-path sound source with Praat [31]. RIRs for training, validation, and testing are 10000, 2000, and 5000. The total number of reverberation samples is 50000, 5000, and 5000, respectively.

#### 3.2. Experimental details

For conditional pitch extraction, the frequency of pitch ranges from C1 (32.7 Hz) to B6 (1975.5 Hz) with 20 cents of intervals in the logarithmic scale [25]. Cross-entropy is used as the loss function [23]. The learning rate and batch size are set to  $10^{-4}$  and 32, respectively. The network model, optimized with Adam [32], is implemented using pytorch.lightning [33], and distributed data-parallel (DDP) is set to achieve data parallelism on multiple GPUs. To measure the accuracy of conditional pitch estimation, Raw Pitch Accuracy (RPA) is used to achieve the pitch estimation results of frame-by-frame signals [25]. Cosine similarity (COSS) is chosen to evaluate the estimation performance for the sequence-level pitch accuracy.

For target sound extraction, the configuration of the network training remains the same as [7]. Batch size and training epochs are 32 and 80, respectively. The learning rate is initialized as  $5 \times 10^{-4}$  while halving the learning rate after 40 epochs. The network is trained with a combination of 90% SNR and 10% scale-invariant-signal-to-noise-ratio (SI-SNR) loss. The improvements of SNR and SI-SNR (SNRi, SI-SNRi) are evaluated for the extracted sound.

## 4. Results and Discussion

#### 4.1. Pitch extraction performances

Table 1: Experimental results on conditional pitch extraction under different model depths and model structures.

Depth	RPA (%)			COSS		
	Concat	FiLMAtten	FILM	Concat	FiLMAtten	FILM
4	69.60	70.72	71.12	0.9473	0.9484	0.9502
5	70.81	71.89	72.17	0.9526	0.9522	0.9534
6	71.62	73.25	73.02	0.9520	0.9566	0.9571
7	72.24	72.47	73.95	0.9548	0.9550	0.9588
8	73.73	74.18	75.16	0.9579	0.9571	0.9607
9	72.70	75.30	<b>75.52</b>	0.9549	0.9612	0.9625
10	73.42	74.96	75.40	0.9553	0.9589	<b>0.9626</b>

Table 1 shows the performance of conditional pitch extraction under different numbers of TCN layers. To compare the effects of condition inputs, concatenate, named Concat, is used for comparison. Besides, a newly proposed attention-based TCN method (short as FiLMAtten) is introduced for comparison [34]. The results show that the performance improves as the TCN layer’s depth increases. Deeper TCN models can effectively extract frequency characteristics and capture harmonic patterns, leading to more accurate pitch extraction results in reverberant environments. The results also show that the FiLM method is better than the Concat method. Adding the attention mechanism does not bring advantages in pitch extraction.

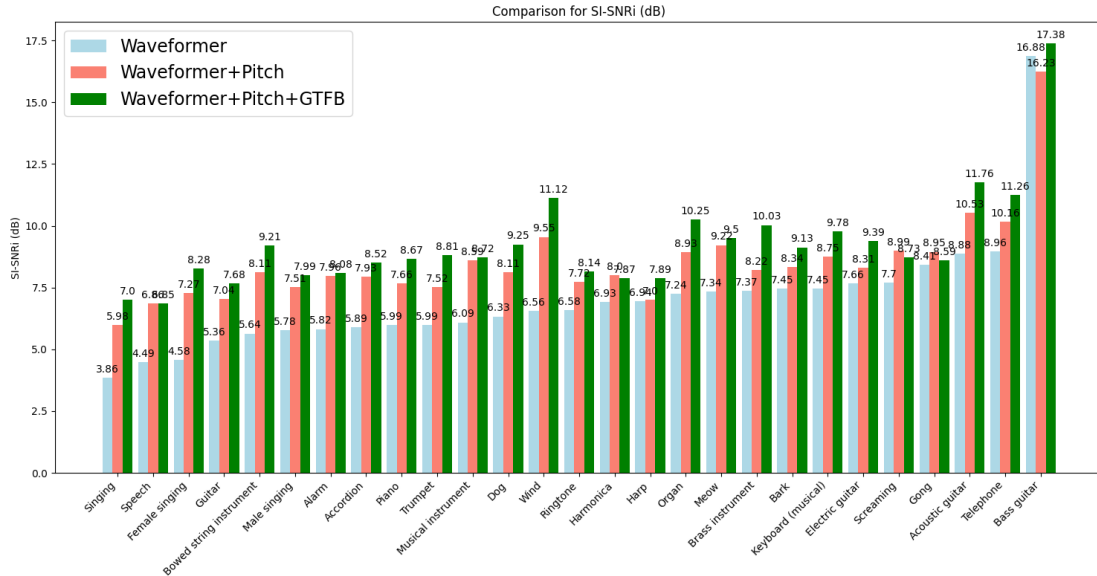


Figure 4: Comparison results for SI-SDRi (dB) with different conditions under reverberant conditions.

Table 2: Target sound extraction results under different conditions.

Model	Reverb	SNRi(dB)	SiSNRi(dB)
DPRNN PIT	w/o	—	12.59
DPRNN PIT	w	—	8.90
Waveformer	w/o	6.28	9.23
Waveformer	w	5.81	7.10
Waveformer+Pitch	w	7.07	8.91

Table 3: Ratio between SNR ( $\omega_1$ ) and SI-SNR ( $\omega_2$ ) under reverberant conditions.

$\omega_1$	$\omega_2$	SNRi(dB)	SI-SNRi(dB)
0.5	0.5	2.15	8.89
0.7	0.3	2.20	7.79
0.9	0.1	<b>7.07</b>	<b>8.91</b>

#### 4.2. Target sound separation performances

Table 2 compares the performance of target sound extraction. DPRNN [35], trained with permutation invariant training (PIT) [36], is chosen as a reference method. Under reverberant conditions, the performance of both DPRNN and Waveformer is reduced. Pitch information obtained in the first stage improves the model’s performance under reverberant conditions. Besides, the training ratio for SNR and SI-SNR loss is verified under reverberant conditions, as shown in Table 3. The results suggest that the training ratio of the two loss functions is similar to the anechoic sound results [6].

Table 4 shows the results for GTFB, where (l) represents the learnable GTFB and (f) is short for fixed parameters. The results show that learnable GTFB can better utilize pitch information than the 1-D convolution encoder. Different filter lengths and kernel numbers are used to select optimal parameters. Under the optimal parameters, the reverberation performance based on GTFB (SI-SNRi, 9.51 dB) surprisingly exceeds the results without reverberation (9.23 dB). The proposed TSE-PI brings

Table 4: Comparison results for the learnable GTFB.

Filter Type	Length	Number	SNRi (dB)	SI-SNRi (dB)
GTFB (l)	8	512	7.45	9.37
GTFB (l)	32	512	<b>7.57</b>	<b>9.51</b>
GTFB (l)	8	256	6.59	8.39
GTFB (l)	32	256	-2.56	7.83
GTFB (f)	8	512	7.09	8.95
GTFB (f)	32	512	6.67	8.44
Conv 1D	8	512	7.07	8.91
Conv 1D	8	256	6.74	8.49
Conv 1D	32	512	-2.57	8.45
Conv 1D	32	256	-2.56	8.28

about 2.4 dB SI-SNR improvements compared with the original Waveformer. However, it should be pointed out that the performance under different parameter conditions is quite different, which remains to be further analyzed in subsequent studies.

Figure 4 compares the SI-SNRi results under optimal parameters for each class. The results show that pitch information provides improvements under most conditions. Using GTFB further improves the performance. This result validates our analysis of the robustness of the auditory system and confirms the effectiveness of the bottom-up process in ASA mechanisms.

## 5. Conclusion

This paper proposes a novel target sound extraction model with pitch information (TSE-PI). Inspired by the human auditory system, pitch information and Gammatone filterbanks are introduced to improve performance under reverberant conditions. We plan to extend our method to multiple microphones under real-world reverberant scenarios with self-supervised schemes.

## 6. Acknowledgement

This work is supported in part by the Major Program of the National Social Science Fund of China (No. 22&ZD318), and the High-performance Computing Platform of Peking University.

## 7. References

- [1] C. Cherry, “Cocktail party problem,” *Journal of the Acoustical Society of America*, vol. 25, pp. 975–979, 1953.
- [2] B. Gfeller, D. Roblek, and M. Tagliasacchi, “One-shot conditional audio filtering of arbitrary sounds,” in *ICASSP 2021-2021 IEEE International Conference on Acoustics, Speech and Signal Processing (ICASSP)*. IEEE, 2021, pp. 501–505.
- [3] E. Tzinis, G. Wichern, A. S. Subramanian, P. Smaragdis, and J. Le Roux, “Heterogeneous Target Speech Separation,” in *Proc. Inter-speech 2022*, 2022, pp. 1796–1800.
- [4] M. Delcroix, J. B. Vázquez, T. Ochiai, K. Kinoshita, Y. Ohishi, and S. Araki, “Soundbeam: Target sound extraction conditioned on sound-class labels and enrollment clues for increased performance and continuous learning,” *IEEE/ACM Transactions on Audio, Speech, and Language Processing*, vol. 31, pp. 121–136, 2022.
- [5] Y. Ohishi, M. Delcroix, T. Ochiai, S. Araki, D. Takeuchi, D. Nizumi, A. Kimura, N. Harada, and K. Kashino, “Conceptbeam: Concept driven target speech extraction,” in *Proceedings of the 30th ACM International Conference on Multimedia*, 2022, pp. 4252–4260.
- [6] B. Veluri, J. Chan, M. Itani, T. Chen, T. Yoshioka, and S. Gollakota, “Real-time target sound extraction,” in *ICASSP 2023-2023 IEEE International Conference on Acoustics, Speech and Signal Processing (ICASSP)*. IEEE, 2023, pp. 1–5.
- [7] B. Veluri, M. Itani, J. Chan, T. Yoshioka, and S. Gollakota, “Semantic hearing: Programming acoustic scenes with binaural hearables,” in *Proceedings of the 36th Annual ACM Symposium on User Interface Software and Technology*, 2023, pp. 1–15.
- [8] K. Zmolikova, M. Delcroix, T. Ochiai, K. Kinoshita, J. Černocký, and D. Yu, “Neural target speech extraction: An overview,” *IEEE Signal Processing Magazine*, vol. 40, no. 3, pp. 8–29, 2023.
- [9] J. Hai, H. Wang, D. Yang, K. Thakkar, N. Dehak, and M. Elhilali, “Dpm-tse: A diffusion probabilistic model for target sound extraction,” in *ICASSP 2024-2024 IEEE International Conference on Acoustics, Speech and Signal Processing (ICASSP)*. IEEE, 2024, pp. 1196–1200.
- [10] D. Kim, M.-S. Baek, Y. Kim, and J.-H. Chang, “Improving target sound extraction with timestamp knowledge distillation,” in *ICASSP 2024-2024 IEEE International Conference on Acoustics, Speech and Signal Processing (ICASSP)*. IEEE, 2024, pp. 1396–1400.
- [11] K. Chen, X. Du, B. Zhu, Z. Ma, T. Berg-Kirkpatrick, and S. Dubnov, “Zero-shot audio source separation through query-based learning from weakly-labeled data,” in *Proceedings of the AAAI Conference on Artificial Intelligence*, vol. 36, no. 4, 2022, pp. 4441–4449.
- [12] X. Liu, H. Liu, Q. Kong, X. Mei, J. Zhao, Q. Huang, M. D. Plumbley, and W. Wang, “Separate What You Describe: Language-Queried Audio Source Separation,” in *Proc. Interspeech 2022*, 2022, pp. 1801–1805.
- [13] C. Li, Y. Qian, Z. Chen, D. Wang, T. Yoshioka, S. Liu, Y. Qian, and M. Zeng, “Target sound extraction with variable cross-modality clues,” in *ICASSP 2023-2023 IEEE International Conference on Acoustics, Speech and Signal Processing (ICASSP)*. IEEE, 2023, pp. 1–5.
- [14] Y. Ye, W. Yang, and Y. Tian, “Lavss: Location-guided audio-visual spatial audio separation,” in *Proceedings of the IEEE/CVF Winter Conference on Applications of Computer Vision*, 2024, pp. 5508–5519.
- [15] B. Veluri, M. Itani, T. Chen, T. Yoshioka, and S. Gollakota, “Look once to hear: Target speech hearing with noisy examples,” in *Proceedings of the CHI Conference on Human Factors in Computing Systems*, 2024, pp. 1–16.
- [16] D. Lee and J.-W. Choi, “Deft-an: Dense frequency-time attentive network for multichannel speech enhancement,” *IEEE Signal Processing Letters*, vol. 30, pp. 155–159, 2023.
- [17] D. Choi and J.-W. Choi, “Target sound extraction on reverberant mixture,” *The Journal of the Acoustical Society of America*, vol. 154, no. 4-supplement, pp. A270–A271, 2023.
- [18] A. S. Bregman, *Auditory scene analysis*. Citeseer, 1994, vol. 198.
- [19] D. Wang and G. J. Brown, *Computational auditory scene analysis: Principles, algorithms, and applications*. Wiley-IEEE press, 2006.
- [20] S. A. Shamma, M. Elhilali, and C. Micheyl, “Temporal coherence and attention in auditory scene analysis,” *Trends in neurosciences*, vol. 34, no. 3, pp. 114–123, 2011.
- [21] E. A. Lopez-Poveda and R. Meddis, “A human nonlinear cochlear filterbank,” *The Journal of the Acoustical Society of America*, vol. 110, no. 6, pp. 3107–3118, 2001.
- [22] J. W. Kim, J. Salamon, P. Li, and J. P. Bello, “Crepe: A convolutional representation for pitch estimation,” in *2018 IEEE International Conference on Acoustics, Speech and Signal Processing (ICASSP)*. IEEE, 2018, pp. 161–165.
- [23] X. Li, Y. Wang, Y. Sun, X. Wu, and J. Chen, “Pgss: pitch-guided speech separation,” in *Proceedings of the AAAI Conference on Artificial Intelligence*, vol. 37, no. 11, 2023, pp. 13 130–13 138.
- [24] S. Singh, R. Wang, and Y. Qiu, “Deepf0: End-to-end fundamental frequency estimation for music and speech signals,” in *ICASSP 2021-2021 IEEE International Conference on Acoustics, Speech and Signal Processing (ICASSP)*. IEEE, 2021, pp. 61–65.
- [25] H. Wei, X. Cao, T. Dan, and Y. Chen, “RMVPE: A Robust Model for Vocal Pitch Estimation in Polyphonic Music,” in *Proc. INTER-SPEECH 2023*, 2023, pp. 5421–5425.
- [26] E. Perez, F. Strub, H. De Vries, V. Dumoulin, and A. Courville, “Film: Visual reasoning with a general conditioning layer,” in *Proceedings of the AAAI conference on artificial intelligence*, vol. 32, no. 1, 2018.
- [27] Y. Luo and N. Mesgarani, “Conv-tasnet: Surpassing ideal time-frequency magnitude masking for speech separation,” *IEEE/ACM transactions on audio, speech, and language processing*, vol. 27, no. 8, pp. 1256–1266, 2019.
- [28] H. Li, K. Chen, and B. U. Seeber, “Auditory filterbanks benefit universal sound source separation,” in *ICASSP 2021-2021 IEEE International Conference on Acoustics, Speech and Signal Processing (ICASSP)*. IEEE, 2021, pp. 181–185.
- [29] E. Fonseca, X. Favory, J. Pons, F. Font, and X. Serra, “Fsd50k: an open dataset of human-labeled sound events,” *IEEE/ACM Transactions on Audio, Speech, and Language Processing*, vol. 30, pp. 829–852, 2021.
- [30] D. P. Jarrett, E. A. Habets, M. R. Thomas, and P. A. Naylor, “Rigid sphere room impulse response simulation: Algorithm and applications,” *The Journal of the Acoustical Society of America*, vol. 132, no. 3, pp. 1462–1472, 2012.
- [31] P. Boersma and V. Van Heuven, “Speak and unspeak with praat,” *Glott International*, vol. 5, no. 9/10, pp. 341–347, 2001.
- [32] D. P. Kingma and J. Ba, “Adam: A method for stochastic optimization,” *arXiv preprint arXiv:1412.6980*, 2014.
- [33] W. A. Falcon, “Pytorch lightning,” *GitHub*, vol. 3, 2019.
- [34] R. Opochninsky, M. Moradi, and S. Gannot, “Single-microphone speaker separation and voice activity detection in noisy and reverberant environments,” *arXiv preprint arXiv:2401.03448*, 2024.
- [35] Y. Luo, Z. Chen, and T. Yoshioka, “Dual-path rnn: efficient long sequence modeling for time-domain single-channel speech separation,” in *ICASSP 2020-2020 IEEE International Conference on Acoustics, Speech and Signal Processing (ICASSP)*. IEEE, 2020, pp. 46–50.
- [36] D. Yu, M. Kolbæk, Z.-H. Tan, and J. Jensen, “Permutation invariant training of deep models for speaker-independent multi-talker speech separation,” in *2017 IEEE International Conference on Acoustics, Speech and Signal Processing (ICASSP)*. IEEE, 2017, pp. 241–245.