

Highly Connected Graph Partitioning: Exact Formulation and Solution Methods

Rahul Swamy^{*1}, Douglas M. King^{†1}, and Sheldon H. Jacobson^{‡2}

¹*Department of Industrial and Enterprise Systems Engineering, University of Illinois Urbana-Champaign, 104 S Mathews Ave, Urbana, IL 61801.*

²*Department of Computer Science, University of Illinois Urbana-Champaign, 201 N Goodwin Ave, Urbana, IL 61801.*

Abstract

Graph partitioning (GP) and vertex connectivity have traditionally been two distinct fields of study. This paper bridges this gap by introducing the *highly connected graph partitioning* (HCGP) problem, which partitions a graph into compact, size balanced, and Q -(vertex) connected parts for any $Q \geq 1$. This problem is valuable in applications that seek cohesion and fault-tolerance within their parts, such as community detection in social networks and resiliency-focused partitioning of power networks. Existing research in this fundamental interconnection primarily focuses on providing theoretical existence guarantees of highly connected partitions for a limited set of dense graphs, and do not include canonical GP considerations such as size balance and compactness. This paper’s key contribution is providing a general modeling and algorithmic approach for HCGP, inspired by recent work in the political districting problem, a special case of HCGP with $Q = 1$. This approach models Q -connectivity constraints as mixed integer programs for any $Q \geq 1$ and provides an efficient branch-and-cut method to solve HCGP. When solution time is a priority over optimality, this paper provides a heuristic method specifically designed for HCGP with $Q = 2$. A computational analysis evaluates these methods using a test bed of instances from various real-world graphs. In this analysis, the branch-and-cut method finds an optimal solution within one hour in 82.8% of the instances solved. For $Q = 2$, small and sparse instances are challenging for the heuristic, whereas large and sparse instances are challenging for the exact method. Furthermore, this study quantifies the computational cost of ensuring higher connectivity using the branch-and-cut approach, compared to a baseline of ensuring 1-connectivity. Overall, the model and methods presented in this paper serve as effective tools to partition a graph into resilient and cohesive parts.

1 Introduction

Graph partitioning (GP) is the fundamental problem of dividing a graph into smaller parts. GP is important in several application domains such as community detection in social networks and

*rahulswa@illinois.edu

†dmking@illinois.edu

‡shj@illinois.edu

decentralization of power and transportation networks. In some applications, it is desirable that the subgraph induced by each part maintains a minimum level of (vertex) connectivity, Q . Here, a graph’s connectivity is measured by the minimum number of vertices whose removal disconnects the graph into 1-connected (or *simply connected*) components. For example, in community detection in social networks, each part (or community) is cohesive if its connectivity is high (Orman and Karadeli 2015). A cohesive community offers enhanced accessibility through multiple vertex-disjoint paths connecting different portions of the community. Even if $Q - 1$ community members are inactive or not responsive, the rest of the community remains simply connected. In partitioning a power network, requiring minimum connectivity ensures that each part is fault-tolerant to vertex failures, i.e., it requires the failure of at least Q vertices to disconnect a part (Abou Hamad et al. 2011). Hence, high connectivity within graph partitioning is valuable in infusing cohesion and resilience into the parts. In constraint-based modeling, requiring each part to be Q -connected for a pre-determined $Q \geq 1$ provides a lever in choosing the desired amount of cohesion and resilience to infuse within the parts.

Despite its potential benefits, existing research on modeling and solving GP with Q -connectivity constraints is limited. The current body of research mainly focuses on providing theoretical conditions for the existence of a Q -proper partition (i.e., a partition of a graph into Q -connected parts), primarily when the input graph is dense (Borozan et al. 2016, Ferrara et al. 2013). For example, Borozan et al. (2016) showed that a graph with n vertices can be partitioned into a bounded (but unspecified) number of 2-connected parts if its minimum vertex degree is at least \sqrt{n} . While such findings shed light on the existence of a 2-proper partition for this specific class of dense graphs, these findings do not extend to sparse graphs, i.e., graphs with a minimum vertex degree significantly smaller than \sqrt{n} , as is often the case in many real-world graphs such as in power and transportation networks. Even if these results are extended to sparse graphs, the resulting partition may not be suitable for practical scenarios. For example, these works overlook fundamental GP considerations, such as pre-specifying the number of parts, incorporating size balance constraints or optimizing a compactness objective. Hence, a method to produce Q -proper partitions for practical applications must be able to handle any graph input and accommodate fundamental GP considerations.

An integer programming (IP) approach offers the flexibility to accommodate any specific graph instance while incorporating GP considerations. Existing work in IP approaches for GP has often studied the *political districting problem* (PDP), which partitions a graph into compact, (weighted) size-balanced, and 1-connected parts (Swamy 2023). While the IP approaches for PDP in existing research have been introduced for political redistricting, some approaches are application-agnostic and can be extended to GP with the aforementioned considerations. Particularly, a popular model for PDP (Hess et al. 1965, Swamy et al. 2023) minimizes a widely-used compactness objective known as the *k-median* or *moment-of-inertia* objective, measured by the sum of weighted squared distances from a *root* within each part; the root is a vertex that minimizes its sum of the weighted squared distances to the vertices within the same part. Optimizing this objective ensures that the vertices within each part are close to the part’s “center of mass” (Elsner 1997). Validi et al. (2021) noted

that minimizing this objective encourages connectivity by bringing the vertices closer to their part’s root. While ensuring simple connectivity in PDP has historically posed computational challenges, recent advancements by [Oehrlein and Haunert \(2017\)](#) and [Validi et al. \(2021\)](#) have introduced efficient IP formulations and branch-and-cut methods to alleviate these challenges. However, these formulations and methods cannot currently be used to find Q -proper partitions for $Q \geq 2$.

This paper formalizes the *highly connected graph partitioning* (HCGP) problem, which partitions a graph into compact, balanced and Q -connected parts for any $Q \geq 1$. The IP formulation for HCGP proposed in this study combines elements from IP formulations in two existing studies. This work extends [Oehrlein and Haunert \(2017\)](#)’s IP formulation beyond simple connectivity to Q -connectivity for any $Q \geq 1$, thereby enabling fault-tolerant partitions. This formulation also extends [Buchanan et al. \(2015\)](#)’s formulation for the fault-tolerant dominating set problem, extending their Q -connectivity constraint for a single subgraph to every subgraph within a graph partition. Beyond the IP formulation, this paper offers efficient solution methods to solve HCGP. To obtain an optimal solution for HCGP, we present a branch-and-cut method that solves the presented IP model, similar to a separator-based method in [Buchanan et al. \(2015\)](#). A key challenge is that the number of Q -connectivity constraints in the IP model grows exponentially with the number of vertices. To tackle this computational challenge, the proposed branch-and-cut method adds violated cuts on-the-fly using an efficient integer separation algorithm. To achieve this, we extend the procedure proposed by [Validi et al. \(2021\)](#) for the $Q = 1$ case. We show that the integer separation algorithm in the worst case runs in polynomial-time in terms of the number of parts, vertices and edges, invariant of Q . Furthermore, we introduce valid inequalities based on vertex degrees to strengthen the relaxation lower bounds.

This paper also presents a specialized heuristic, called the *ear construction heuristic*, designed to solve HCGP with $Q = 2$. When prioritizing computational time over optimality, this heuristic is valuable in tackling large instances where the exact method may be computationally intractable, as observed for the $Q = 1$ case ([Validi et al. 2021](#)). The ear construction heuristic aims to partition a graph into size balanced and 2-connected parts while locally optimizing compactness. To accomplish this goal, we leverage the property that a 2-connected graph contains an *ear decomposition*, which comprises a cycle and a series of paths constructed sequentially. Using this property, the heuristic first constructs 2-connected subgraphs using multiple ear decompositions, with each subgraph serving as a part in the partition. Since any parts formed from the remaining graph may not be 2-connected, this heuristic employs a repair stage that fixes parts that are not 2-connected by locally reassigning vertices. Finally, two improvement stages improve the partition’s size balance and compactness, respectively, using local search.

To evaluate the computational performance of the proposed solution methods, we prepare a curated test bed of 42 graph instances by altering graphs derived from various real-world domains. These domains encompass planar graphs such as transportation networks and census tract adjacency graphs, and non-planar graphs such as power and social networks. The pre-processing stage alters these graphs to create diverse graphs that are at least 2-connected. Ensuring this minimum

level of input graph connectivity encourages the problem to have feasible partitions that are highly connected. Most of these processed graphs are sparse, with minimum degrees between two and four. These minimum degrees are considerably lower than the $O(\sqrt{n})$ threshold required for existing research to guarantee the existence of a feasible Q -proper partition (Borozan et al. 2016, Ferrara et al. 2013). The number of vertices in these processed graphs ranges from 20 to 874. The diversity of this test bed in terms of domain, planarity and size enables us to make meaningful observations about the performance of the solution methods under different circumstances.

The computational analysis in this paper evaluates the proposed solution methods’ effectiveness in finding optimal or feasible solutions to HCGP. For $Q = 2$, this analysis delves into the impact of graph size and sparsity on the computational performance of the proposed methods. Furthermore, this analysis quantifies the *costs* of enforcing higher connectivity (for Q up to 4) using the proposed branch-and-cut compared to the baseline case of $Q = 1$ for the same graph. These costs are measured in terms of the compromise in the compactness objective and the additional computational time required to solve the problem with higher connectivity. This analysis offers insights into the trade-offs in implementing the proposed IP formulation and solution methods for HCGP.

The rest of this paper is organized as follows. Section 2 presents key literature interlinking graph partitioning, graph connectivity, and existing approaches to related problems. Section 3 describes graph preliminaries and formally defines HCGP. Section 4 introduces an IP formulation for HCGP and provides a branch-and-cut approach to solve it. Section 5 presents the ear construction heuristic for solving HCGP with $Q = 2$. Section 6 provides computational results from solving HCGP for a variety of instances. Finally, Section 7 offers concluding remarks and potential future research directions. The appendix provides supplementary details on the proofs for theoretical results, pseudocodes for the heuristic, and tabulated data for the computational analysis.

2 Literature Review

This section reviews key related literature to better understand models and methods at the intersection of graph partitioning and vertex connectivity. Section 2.1 outlines literature on graph partitioning (GP) and the value of high connectivity in GP. Section 2.2 details existing approaches to GP with high connectivity. Section 2.3 reviews IP approaches for high connectivity constraints and the closely related political districting problem (PDP).

2.1 Graph Partitioning and High Connectivity

GP is an extensively studied problem of dividing a graph into smaller parts (Buluç et al. 2016, Bichot and Siarry 2013). As an optimization problem, GP has a range of variants in terms of objectives and constraints. A common objective is the compactness of the parts, which measures the shape of the parts. While compactness can be measured in several ways, two popular formulations are to minimize the weighted number of edges that cross two parts (Hendrickson and Kolda 2000), and to minimize the sum of weighted squared distances from each vertex to the “center” of its part

(Elsner 1997). In the latter case, the distances can be measured either by the Euclidean distance or the number of edges in a shortest path between two vertices (Diekmann et al. 2000, Simon 1991). Furthermore, it is common to ensure that the weighted sizes of the parts are relatively close, which is typically modeled as a constraint, called a *size balance* constraint, and less frequently as an objective (Buluç et al. 2016). These canonical GP considerations are common in a range of applications such as parallel computing (Hendrickson and Kolda 2000), districting (Ricca et al. 2013), community detection in social networks (Bedi and Sharma 2016), and decentralization of power networks (Abou Hamad et al. 2011).

Several application-specific studies have considered GP with high vertex connectivity within each part, particularly in community detection and enhancing resilience. In social networks, partitioning a graph into highly connected communities is valuable in applications such as mass communication or product recommendations (Bedi and Sharma 2016). The works by Orman and Karadeli (2015), Orman (2021) and Timofieiev et al. (2008) have defined a Q -connected subgraph in a social network as a cohesive community of users, where the existence of Q vertex-disjoint paths is desired. Maximizing the internal connectivity within each community can enhance communication and facilitate the flow of information in social networks. In power networks, GP creates “islands” or self-sufficient smaller networks resilient to vertex failures. For example, Abou Hamad et al. (2011) introduced a clustering approach that maximizes the connectivities of the parts while partitioning a power network. Furthermore, partitioning a transportation network is useful for distributed traffic management and computing. In resilience-focused partitioning of a transportation network, existing work addresses the problem of dynamic re-partitioning after vertex disruptions (Ghavidelisyooki et al. 2017). These works tailor resilience considerations to their respective application domains, but do not provide a general solution framework for GP with high connectivity requirements.

2.2 Approaches to GP With High Connectivity

Existing research in GP with high connectivity requirements focuses on exploring theoretical conditions for the existence of a highly connected partition. These works particularly focus on highly dense input graphs with a high minimum vertex degree δ . Researchers (Borožan et al. 2016, Ferrara et al. 2013) have explored two key questions: Given a graph G with n vertices and minimum vertex degree δ , (i) what is the minimum value of δ for which a Q -proper partition of the graph G exists, and (ii) can the number of parts in the partition be bounded from above? Borožan et al. (2016) showed that if $\delta \geq \sqrt{n}$, there exists a 2-proper partition of G into at most n/δ parts. Furthermore, if $\delta \geq \sqrt{c(Q-1)n}$, where $c = 2123/183$ and $Q \geq 2$, there exists a Q -proper partition of G into at most cn/δ parts. These results provide general existence guarantees for highly dense graphs. However, these existence guarantees do not apply to partitioning problems on sparse graphs, nor can they enforce canonical constraints like guaranteeing a specific number of parts or limiting the size of each part. Hence, an algorithmic approach to find a Q -proper partition in a general setting remains an open problem.

A related algorithmic approach is the Highly Connected Subgraph clustering algorithm. This

method partitions a graph while ensuring that each part’s *edge connectivity* (i.e., the minimum number of edges whose removal disconnects the graph) is greater than half the number of vertices in that part (Hartuv and Shamir 2000). This algorithm has been successful in applications involving biological networks, including clustering cDNA fingerprints and grouping protein sequences (Bliznets and Karpov 2017). Like the previously mentioned approaches for dense graphs, this algorithm does not enforce key GP constraints (e.g., requiring a particular number of parts). Moreover, ensuring high edge connectivity may not translate to ensuring high vertex connectivity. For example, consider a graph constructed as follows: consider two complete graphs, introduce an additional vertex, and add an edge from this vertex to every vertex in both graphs. In this composite graph, the edge connectivity is high, i.e., nearly equal to the number of vertices in either of the complete subgraphs. However, the vertex connectivity is one, where the additional vertex acts as a cut vertex. Hence, an alternative algorithmic approach is needed to ensure high vertex connectivity in graph partitioning.

2.3 IP Models for High Connectivity and GP

Formulating high vertex connectivity constraints in an IP model has predominantly been studied with the goal of finding a highly connected dominating set in wireless networks. In this problem, the goal is to construct a fault-tolerant *backbone* subgraph, wherein the vertices in the backbone serve as intermediary transmission points. Existing research in this area has proposed formulations for constructing a 2-connected backbone (Li et al. 2012, Dai and Wu 2006), which have subsequently been extended to constructing a Q -connected backbone (Ahn and Park 2015, Buchanan et al. 2015) for any $Q \geq 2$. These models leverage vertex separator-based constraints to ensure Q -connectivity within the backbone subgraph. However, the challenge faced by HCGP is that it requires all the part subgraphs to be Q -connected, rather than a single subgraph representing the backbone. Hence, it remains unclear how vertex separator-based constraints can ensure Q -connectivity in a graph partitioning setting.

By examining the exact methods used for solving PDP, we can develop effective methods to address the challenge posed by HCGP. Notably, Oehrlein and Haurert (2017) and Validi et al. (2021) have introduced state-of-the-art formulations and methods for ensuring 1-connectivity in PDP, a longstanding challenge. Oehrlein and Haurert (2017) have formulated an IP based on vertex separators, and Validi et al. (2021) have proposed an efficient branch-and-cut algorithm to solve this formulation by strengthening its valid cuts. While these studies address the computational challenge of requiring 1-connectivity in each part, the computational costs of extending these method to Q -connectivity for any $Q \geq 1$ (e.g., by leveraging the Q -connected backbone formulation from Buchanan et al. (2015)) have not been studied.

If solution time is a priority over optimality, several heuristics have been proposed to solve PDP. A popular constructive heuristic is the multi-kernel growth method (Vickrey 1961), which grows the parts by incrementally adding neighboring vertices. To extend this approach to HCGP, it is necessary to ensure that each growth step maintains Q -connectivity within the parts. Furthermore,

there are several improvement heuristics for PDP, including local search (Dobbs et al. 2023, Swamy et al. 2024), simulated annealing (D’Amico et al. 2002), tabu search (Bozkaya et al. 2003), iterative bisection (Ludden et al. 2023), and multilevel algorithms (Swamy et al. 2023). These heuristics modify an initial solution (e.g., one obtained with a constructive heuristic) to optimize an objective (e.g., compactness). To adapt these methods to HCGP, designing a heuristic that maintains Q -connectivity after every improvement step is essential.

3 Problem Description

This section presents a mathematical description of the highly connected graph partitioning (HCGP) problem. Section 3.1 defines mathematical terminology and notation related to graphs and connectivity. Section 3.2 applies these graph theoretic concepts to define HCGP formally. Section 3.3 provides a general integer programming (IP) model for HCGP.

3.1 Graph Preliminaries

We introduce the graph terms and notation used in the rest of the paper. An undirected simple graph $G = (V, E)$ comprises a vertex set V and an edge set $\binom{E \subseteq}{V^2}$. Let the number of vertices and edges be $n = |V|$ and $m = |E|$, respectively. For a subset of vertices $S \subseteq V$, let $N(S) := \{v \in V \setminus S : \exists u \in S, (u, v) \in E\}$ denote the set of its neighbors. The *degree* of a vertex $i \in V$ is its number of neighbors $|N(\{i\})|$. The *minimum (average) degree* δ ($\bar{\delta}$) of a graph is the minimum (average) degree among all its vertices. Furthermore, for a subset of vertices $S \subseteq V$, let $G[S]$ denote the subgraph induced by S . Inversely, for a subgraph G' of G , let $V[G']$ and $E[G']$ denote the set of vertices and edges, respectively, in G' . Let $G - S := G[V \setminus S]$ denote the subgraph induced by removing S from G .

We now define concepts related to paths. A *path* P is an ordered sequence of distinct vertices $(a_1, a_2, \dots, a_{|P|})$ such that $|P| \geq 2$ and each vertex is a neighbor of its succeeding vertex, i.e., $a_{i+1} \in N(\{a_i\})$ for all $i = 1, 2, \dots, |P| - 1$. In a path P , the subset $P \setminus \{a_1, a_{|P|}\}$ constitutes its *internal vertices*. Given two vertices $s, t \in V$, an *s, t -path* is a path originating from s and terminating at t , i.e., $a_1 = s, a_{|P|} = t$. Two s, t -paths P and P' are said to be *internally disjoint* if they share no vertices besides s and t , i.e., $P \cap P' = \{s, t\}$. A *cycle* P is a path with at least three vertices and whose end-points are adjacent, i.e., $a_1 \in N(\{a_{|P|}\})$. A *tree* is a graph that does not contain a cycle.

We now formalize concepts related to graph connectivity. A graph is said to be *connected* if there is an s, t -path in G between every pair of distinct vertices $s, (\neq)t \in V$; otherwise, the graph is *disconnected*. A *component* of a graph is a maximal connected subgraph. A *forest* is a graph whose components are trees. Given a graph G , a *cutset* (or a *vertex separator*) is a subset of vertices $C \subset V$ whose removal disconnects the remaining graph, i.e., $G - C$ is disconnected. If a cutset comprises a single vertex, that vertex is called a *cut vertex*. A *minimum cutset* is a cutset of the smallest size. Let $\mathcal{C}(G)$ be the collection of all cutsets of G . For a given positive integer $Q \geq 1$, a

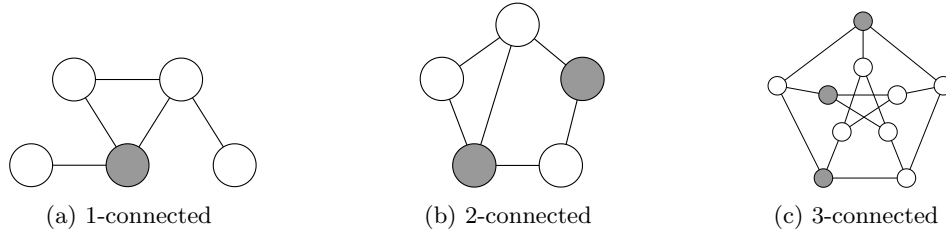


Figure 1: Graph examples illustrating vertex connectivity; shaded vertices constitute a minimum cutset.

graph G with n vertices is Q -connected if $n \geq Q + 1$ and the size of every cutset of G is at least Q , i.e., $|C| \geq Q$ for all $C \in \mathcal{C}(G)$; otherwise, it is called Q -disconnected. Figure 1 illustrates examples of Q -connected graphs for $Q \in [3]$; the notation $[n]$ refers to the set $\{1, 2, \dots, n\}$. Further, the *connectivity* of graph G , given by $\kappa(G) := \min_{C \in \mathcal{C}(G)} |C|$, is the size of its minimum cutset. A complete graph G is considered $(n - 1)$ -connected, and $\kappa(G) = n - 1$. Furthermore, a disconnected graph G is 0-connected, and $\kappa(G) = 0$.

3.2 Highly Connected Graph Partitioning (HCGP)

The *highly connected graph partitioning* (HCGP) problem divides a graph into a given number of parts, denoted by $K \geq 2$, that are balanced in size, highly connected, and optimally compact. HCGP is formally defined as follows. Consider a graph $G = (V, E)$ with vertex set V and edge set E . Each vertex $i \in V$ has an associated weight $p_i \geq 0$. For a subset of vertices $S \subseteq V$, let $size(S) := \sum_{i \in S} p_i$ denote the total weighted size of S . HCGP requires that the weighted size of each part should be within given limits. Let L and U be the lower and upper limits on the weighted sizes, respectively. Further, HCGP requires that the connectivity of each part meets a minimum threshold, denoted $Q \geq 1$ (e.g., when $Q = 1$, each part must be simply connected as in PDP).

A feasible partition to HCGP is now defined. A K -partition \mathcal{P} of $G = (V, E)$ is a collection of vertex subsets $V^{(1)}, V^{(2)}, \dots, V^{(K)}$ that cover G , i.e., $\cup_{k=1}^K V^{(k)} = V$, and are pair-wise disjoint, i.e., for $k, k' \in [K]$, $V^{(k)} \cap V^{(k')} \neq \emptyset \Leftrightarrow k = k'$.

Definition 1. A K -partition \mathcal{P} is said to be:

- L, U -balanced if the weighted size of each part is within the range $[L, U]$, i.e., $size(V^{(k)}) \in [L, U]$ for all $k = 1, 2, \dots, K$.
- Q -proper if the subgraph $G[V^{(k)}]$ is Q -connected for all $k = 1, 2, \dots, K$.

HCGP finds an L, U -balanced Q -proper K -partition of G that minimizes a compactness objective defined as follows. For every pair of vertices i and j , let $w_{ij} \geq 0$ denote the distance between them. Given a K -partition $\mathcal{P} = \{V^{(k)}\}_{k \in [K]}$, for each part $k \in [K]$, a *root* $r_k \in V^{(k)}$ is a vertex that minimizes the sum of distances to the rest of the part, i.e., $r_k := \arg \min_{i \in V^{(k)}} \sum_{j \in V^{(k)}} w_{ij}$.

The *compactness* of a partition is calculated as the sum of distances from the roots to the rest of their respective parts, given as

$$\phi_{comp}(\mathcal{P}) := \sum_{k=1}^K \sum_{j \in V^{(k)}} w_{r_k j}. \quad (1)$$

This objective is commonly referred to as the k -median or p -median objective. As prescribed in PDP models, such as in [Hess et al. \(1965\)](#), we set the pair-wise vertex distance $w_{ij} := p_j d_{ij}^2 / size(V)$, where d_{ij} is the number of edges in a shortest path between i and j in G ; the denominator $size(V)$ is a normalization term. If the geometric embedding of the vertices is known, it is also common for d_{ij} to measure the Euclidean distance between the coordinates of i and j . However, we consider the shortest path-based distance for an embedding-agnostic graph instance.

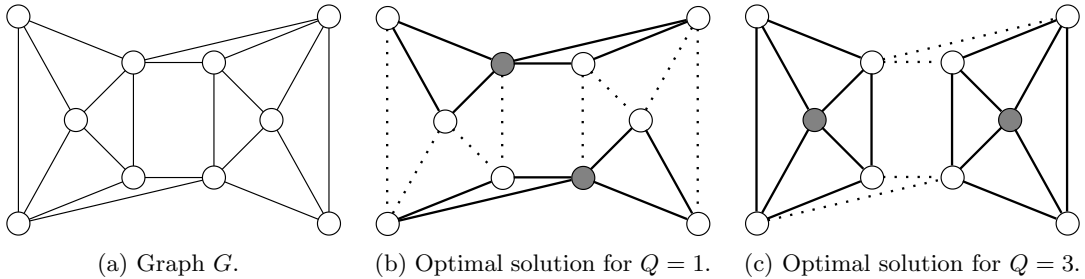


Figure 2: 1-connected versus 3-connected parts: An example illustrating optimal 5, 5-balanced Q -proper 2-partitions of a graph G for $Q \in \{1, 3\}$; assume each vertex’s weight to be one. Solid lines are internal edges in each part and dotted lines are inter-part edges. Each part’s root vertex is shaded.

Figure 2 illustrates optimal solutions to HCGP with $Q = 1$ and with $Q = 3$ for a sample graph instance depicted in Figure 2a. Compared to the 1-proper partition in Figure 2b, the 3-proper partition in Figure 2c exhibits more robust parts with multiple vertex-disjoint paths within each part. Hence, ensuring 3-connectivity within the parts is essential to guarantee a robust partition. Further, note that both partitions have the same compactness value of 0.8. Hence, for this specific graph, ensuring 3-connectivity does not inflict any cost in terms of compactness compared to ensuring 1-connectivity.

3.3 Modeling HCGP as an Integer Program

We now present an IP formulation for HCGP. HCGP can be modeled as an extension of the connectivity-free PDP model given by [Hess et al. \(1965\)](#), referred to as the *Hess model* by [Validi et al. \(2021\)](#). This model captures the balance constraint and the compactness objective in HCGP, but not the Q -connectivity constraints. The primary decision variables in this IP select K roots

and assign each vertex to a root, denoted as

$$x_{ii} = \begin{cases} 1, & \text{if vertex } i \in V \text{ is chosen as a root,} \\ 0, & \text{otherwise,} \end{cases}$$

$$x_{ij} = \begin{cases} 1, & \text{if vertex } j (\neq i) \in V \text{ is assigned to root } i \in V, \\ 0, & \text{otherwise.} \end{cases}$$

The Hess model is given as

$$\text{(PDP) Minimize } \sum_{i,j \in V} w_{ij} x_{ij} \tag{2a}$$

$$\text{such that } Lx_{ii} \leq \sum_{j \in V} p_j x_{ij} \leq Ux_{ii} \quad \forall i \in V, \tag{2b}$$

$$\sum_{i \in V} x_{ii} = K, \tag{2c}$$

$$\sum_{i \in V} x_{ij} = 1 \quad \forall j \in V, \tag{2d}$$

$$x_{ij} \leq x_{ii} \quad \forall i, j \in V, \tag{2e}$$

$$\mathbf{x} \in \{0, 1\}^{|V| \times |V|}. \tag{2f}$$

The objective in (2a) minimizes compactness. Constraints (2b) ensure that the weighted size of every part is within the given range $[L, U]$. Constraint (2c) requires exactly K vertices to be chosen as roots, and constraints (2d) ensure that every vertex is assigned to exactly one root. Constraints (2e) ensure that a vertex j can be assigned to a vertex i only if i is chosen as a root. Constraint (2f) defines the binary nature of the variables. We denote $\mathcal{F}_{HESS} := \{\mathbf{x} \in \{0, 1\}^{|V| \times |V|} : \mathbf{x} \text{ satisfies constraints (2b) – (2e)}\}$ as the polytope of feasible solutions to the Hess model.

The Hess model finds an optimally compact L, U -balanced K -partition of a graph. HCGP additionally requires the subgraph induced by each part to be Q -connected (for $Q \geq 1$), which is the focus of this paper. Given a solution $\hat{\mathbf{x}} \in \mathcal{F}_{HESS}$, let $R(\hat{\mathbf{x}}) := \{i \in V : \hat{x}_{ii} = 1\}$ denote the set of all roots. For each root $r \in R(\hat{\mathbf{x}})$, let $V_r := \{i \in V : \hat{x}_{ri} = 1\}$ denote the set of vertices assigned to r . Then, $\hat{\mathbf{x}}$ is Q -proper if the subgraph $G[V_r]$ is Q -connected for every root $r \in R(\hat{\mathbf{x}})$. HCGP is generally expressed as

$$\text{(HCGP) Minimize } \sum_{i,j \in V} w_{ij} x_{ij} \tag{3a}$$

$$\text{such that } \mathbf{x} \in \mathcal{F}_{HESS}, \tag{3b}$$

$$\mathbf{x} \text{ is } Q\text{-proper.} \tag{3c}$$

In existing research (Shirabe 2009, Ohrlein and Haunert 2017, Validi et al. 2021), formulating constraints (3c) as a (mixed) integer program has been limited to the $Q = 1$ case. This paper provides an IP formulation for constraints (3c) for any $Q \geq 1$.

4 Exact Method

This section presents an IP formulation for HCGP and a branch-and-cut method to solve it efficiently. To enable the IP formulation, Section 4.1 presents a characterization of a Q -proper partition (for $Q \geq 1$) based on vertex separators. Using this characterization, Section 4.2 presents a quadratic-constrained IP formulation for the Q -connectivity constraints (3c). Section 4.3 presents valid inequalities based on the property that the degree of a Q -connected subgraph should be at least Q . Finally, Section 4.4 presents an integer separation algorithm solved within a branch-and-cut algorithm for HCGP. Appendix A contains proofs for the theoretical results presented in this section.

4.1 Characterization of a Q -Proper Partition

In a Q -proper partition, by definition, the size of every vertex separator within each part must be at least Q . This requirement can be expressed by considering pairs of vertices in a graph and verifying this condition for each vertex separator that disconnects the given pair. Given two vertices a and b in a graph G , an a, b -separator in G is defined as follows.

Definition 2. a, b -separator in $G(V, E)$ (Oehrlein and Haunert 2017). For $a, b \in V$, a subset of vertices $C \subseteq V \setminus \{a, b\}$ is an a, b -separator in G if there is no a, b -path in $G - C$.

Let $\mathcal{C}_{a,b,G}$ denote the collection of all a, b -separators in G . Note that $\mathcal{C}_{a,b,G} = \emptyset$ if $a = b$ or $a \in N(\{b\})$. In a complete graph, and only in a complete graph, $\mathcal{C}_{a,b,G} = \emptyset$ for every distinct $a, b \in V$. Furthermore, a separator is *minimal* if it cannot be reduced in size while it remains a separator. Figure 3 illustrates a minimal a, b -separator for two vertices a, b in a 5×5 grid graph.

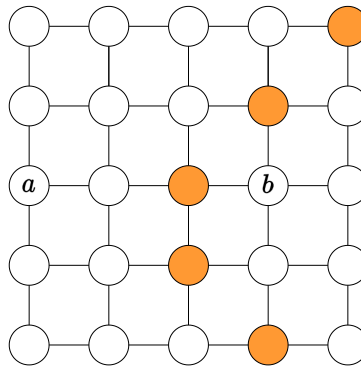


Figure 3: A minimal a, b -separator represented by shaded vertices in a 5×5 grid graph.

Oehrlein and Haunert (2017) gave Definition 2 to formulate 1-connectivity requirements, which we now extend to Q -connectivity. The goal is to characterize each part's Q -connectivity with separators defined on the whole graph. Given the set of all separators for all pairs of vertices in graph G , a Q -proper partition can be characterized as follows. A K -partition is Q -proper if and only if each part $k \in [K]$ has at least $Q + 1$ vertices, and for any pair of vertices a and b within part

k , every a, b -separator in G intersects with at least Q vertices within part k . This claim is shown in the following theorem.

Theorem 1. (*Characterization of a Q -proper partition*) Given a graph G , positive integers $K \geq 2$ and $Q \geq 1$, a K -partition $\mathcal{P} = \{V^{(k)}\}_{k \in [K]}$ is Q -proper if and only if for every $k \in [K]$,

(i) $|V^{(k)}| \geq Q + 1$, and

(ii) for every distinct $a, b \in V^{(k)}$, $|C \cap V^{(k)}| \geq Q$ for every a, b -separator $C \in \mathcal{C}_{a,b,G}$.

Theorem 1 is conceptually similar to Buchanan et al. (2015)'s result that characterizes a Q -connected d -dominating set for $d \geq Q$; here, a d -dominating set is a subset of vertices S such that every vertex in $G - S$ has d neighbors in S . The similarity is in applying Buchanan et al. (2015)'s result to each part's vertices (i.e., $S = V^{(k)}$ for $k \in [K]$). However, unlike Buchanan et al. (2015)'s requirement for a subset to be d -dominating (for $d \geq Q$), Theorem 1 does not impose the dominating constraint on each part's vertices. Furthermore, Buchanan et al. (2015)'s result is stated for any minimum cutset C , whereas Theorem 1 only considers a subset of cutsets, $\mathcal{C}_{a,b,G}$, for vertex pairs a, b within each part. Hence, for characterizing a Q -proper partition, Theorem 1 differs from Buchanan et al. (2015)'s consideration of subsets by relaxing the dominating constraint, but restricts the number of cutsets examined.

4.2 Q -CUT Formulation

We express the Q -connectivity constraints (3c) as an integer program using the characterization of a Q -proper partition in Theorem 1. Our formulation is a hybrid of the 1-connectivity constraints for graph partitioning from Oehrlein and Haunert (2017) and the Q -connectivity constraints for the Q -connected d -dominating set problem from Buchanan et al. (2015). Oehrlein and Haunert (2017)'s *CUT* formulation is given as

$$\mathbf{x} \in \mathcal{F}_{HESS}, \tag{4a}$$

$$\sum_{c \in C} x_{r,c} \geq x_{r,a} \quad \forall r \in V, a \in V \setminus \{r\}, C \in \mathcal{C}_{r,a,G}. \tag{4b}$$

This formulation defines a constraint for every vertex separator between every vertex and its root. Constraint (4a) defines a feasible solution to the Hess model. Constraints (4b) ensure that for every pair of vertices $r, a \in V$ and for every r, a -separator C in G , if r is a root and a is assigned to it, then at least one of the vertices in C must also be assigned to r . This constraint ensures that the subgraph induced by each part is connected (i.e., the partition is 1-proper).

Furthermore, Buchanan et al. (2015)'s formulation creates a Q -connected subgraph as follows. Binary variables select a subset of vertices: for $i \in V$, $z_i = 1$ if i is selected; $z_i = 0$, otherwise. Constraints (10) from Buchanan et al. (2015) are given as

$$\sum_{c \in C} z_c \geq Q z_a z_b \quad \forall a \in V, b \in V \setminus \{a\}, C \in \mathcal{C}_{a,b,G}. \tag{5}$$

For every pair of selected vertices a and b , this constraint ensures that at least Q vertices in every a, b -separator are also selected. Collectively, these constraints select vertices that induce a Q -connected subgraph.

Blending constraints (4b) and (5), and exploiting the separator-based characterization of a Q -proper partition in Theorem 1, we create the Q -*CUT* formulation for HCGP given as

$$\mathbf{x} \in \mathcal{F}_{HESS}, \tag{6a}$$

$$\sum_{c \in C} x_{rc} \geq Q x_{ra} x_{rb} \quad \forall a \in V, b \in V \setminus \{a\}, r \in V, C \in \mathcal{C}_{a,b,G}, \tag{6b}$$

$$\sum_{i \in V} x_{ri} \geq (Q + 1)x_{rr} \quad \forall r \in V. \tag{6c}$$

This formulation defines a quadratic constraint for every separator between every pair of vertices assigned to the same root. Constraint (6a) defines a feasible solution to the Hess model. Constraints (6b) ensure that for every trio of vertices $a, b, r \in V$ such that $a \neq b$ and for every a, b -separator C in G , if r is a root and both a and b are assigned to it, then at least Q of the vertices in C must also be assigned to r . Constraints (6c) ensure that at least $Q + 1$ vertices are assigned to each part. The following corollary shows that constraints (6b)-(6c) ensure Q -connectivity in each part.

Corollary 1. *Given a graph G and $K \geq 2$, consider a solution to the Hess model $\hat{\mathbf{x}} \in \mathcal{F}_{HESS}$. For $Q \geq 1$, $\hat{\mathbf{x}}$ is Q -proper if and only if $\hat{\mathbf{x}}$ satisfies constraints (6b)-(6c).*

Constraints (6b) are quadratic constraints that can be linearized using McCormick envelopes (McCormick 1976) by introducing a new variable $y_{ab}^r = x_{ra} x_{rb}$ and additional constraints given by

$$y_{ab}^r \leq x_{ra} \quad \forall a \in V, b \in V \setminus \{a\}, r \in V, \tag{7a}$$

$$y_{ab}^r \leq x_{rb} \quad \forall a \in V, b \in V \setminus \{a\}, r \in V, \tag{7b}$$

$$y_{ab}^r \geq x_{ra} + x_{rb} - 1 \quad \forall a \in V, b \in V \setminus \{a\}, r \in V. \tag{7c}$$

Similar to the *CUT* formulation for $Q = 1$, the Q -*CUT* formulation for $Q \geq 1$ has an exponential number of constraints due to the number of possible separators. Instead of enumerating all separators, Section 4.4 provides a branch-and-cut method that solves the Hess model, and adds violated constraints on-the-fly for solutions that are not Q -proper.

4.3 Minimum Degree Valid Inequalities

We now introduce valid inequalities to the formulation using the following property.

Proposition 1. *For $Q \geq 1$, the minimum vertex degree of a Q -connected graph is at least Q .*

The correctness of this property can be seen by assuming the contrary that the degree of some vertex is less than Q . Then, the neighborhood set of this vertex is a cutset of size less than Q , which

contradicts the fact that the given graph is Q -connected. Using this property, the degree-constraints ensure that every vertex has at least Q neighbors in the same part, given as

$$\sum_{j \in N(\{i\})} x_{rj} \geq Qx_{ri} \quad \forall i \in V, r \in V. \quad (8)$$

There are n^2 constraints in (8), comparable in size to the Hess model with $n^2 + 2n + 1$ constraints. Furthermore, note that constraints (8) ensure that each part contains $Q + 1$ vertices (e.g., the root and at least Q of its neighbors), and therefore implies (6c). Hence, the Q -CUT formulation can be expressed by the Hess model (2a)-(2f), and constraints (6b) and (8).

4.4 Separation Algorithm

We propose a branch-and-cut approach to solve HCGP, which addresses the challenges posed by the exponential number and quadratic nature of the separator constraints (6b). This approach starts by relaxing the separator constraints and solving the Hess model (2a)-(2f), and the minimum degree constraints (8). By solving the relaxed problem, this approach avoids adding the exponential number of constraints (6b). When the branch-and-cut approach encounters an integer feasible solution that is not Q -proper, it solves a separation problem that separates integer feasible solutions. This approach identifies a set of violated separator constraints and adds them on-the-fly. To address the quadratic nature of separator constraints (6b), this approach adds linearized versions of these violated constraints; the correctness of the linearization is shown in Theorem 2. This dynamic and linearized addition of constraints effectively handles the computational intractability of the model to find optimal or near-optimal solutions to HCGP.

This section presents an integer separation algorithm for HCGP, extending the approach by Validi et al. (2021) for the $Q = 1$ case to accommodate any $Q \geq 1$. This approach also extends Buchanan et al. (2015)'s separator-based cutting planes method for the fault-tolerant dominating set problem. Given an integer feasible solution $\hat{\mathbf{x}}$ to the relaxed model, if $\hat{\mathbf{x}}$ is not Q -proper, this algorithm identifies a subset of separator constraints (6b) that $\hat{\mathbf{x}}$ violates. Each such violated constraint is identified by selecting the corresponding vertices a, b and r (where $a \neq b$), and an a, b -separator C in G . To find a minimal a, b -separator in G , we use the procedure outlined in Fischetti et al. (2017), initially proposed by Validi et al. (2021) for the $Q = 1$ case. We demonstrate how this procedure extends to any $Q \geq 1$.

The computational efficiency of the proposed integer separation algorithm stems from examining the structure of a Q -disconnected part. When a part with a root $r \in R(\hat{\mathbf{x}})$ is connected but not Q -connected, it contains a minimum cutset D such that $|D| < Q$. Removing D from that part disconnects it into more than one component. A naive implementation of the algorithm proceeds as follows: from every pair of such components, select arbitrary vertices a and b . Then, identify a minimal a, b -separator in G , and add the corresponding violated constraint. However, this approach can potentially iterate through $O(n^2)$ pairs of components in the worst case.

Alternatively, assuming that the root is not a part of the cutset (i.e., $r \notin D$), an alternative

approach is to set $a = r$. Then, from every component that does not contain r , an arbitrary vertex b is selected. A minimal r, b -separator in G is identified, and the corresponding violated constraint is added. This alternative approach would add $O(n)$ violated constraints in the worst case. Hence, to enhance computational efficiency, the separation algorithm first checks whether $r \notin D$, in which case that part is called *root-resilient*. If the part is root-resilient, it adds the $O(n)$ constraints; otherwise, it adds the pair-wise set of $O(n^2)$ constraints.

If the part with root r is not connected, the same procedure is applied to the component of the part that contains r rather than the entire part (i.e., if this component is not Q -connected, then the integer separation algorithm finds a minimum cutset D of the component, classifies the part as root-resilient if $r \notin D$, and adds the corresponding set of violated constraints for that component); to promote Q -connectivity for the entire part, the algorithm also adds violated constraints between the component containing r and the other components. This approach diverges from Buchanan et al. (2015)'s approach by employing Fischetti et al. (2017)'s separator construction and by incorporating root-resilience.

Algorithm 1 presents a pseudocode for the separation algorithm for a given integer solution to the relaxed model $\hat{\mathbf{x}}$. Recall that $R(\hat{\mathbf{x}})$ denotes the set of roots and V_r denotes the set of vertices assigned to a root $r \in R(\hat{\mathbf{x}})$. The algorithm iterates (in line 1) over each part with a root r . First, the algorithm checks whether the part is disconnected. If it is, lines 2-5 add violated constraints for each r, b -separator, where b is an arbitrary vertex selected from each component of the part subgraph that does not contain r . Next, lines 6 and 7 find a minimum cutset D in the component G_r of the part containing r . Note that $G_r = G[V_r]$ if the part is connected. In the special case that G_r is a complete graph, D returns the vertices in G_r without r , rather than a traditionally-defined cutset of G_r . Line 8 verifies whether the size of D is less than Q . If it is, indicating that the part is not Q -connected, lines 9-18 add violated constraints. If the part is root-resilient, lines 10-13 add a constraint between r and an arbitrary vertex b in every component of $G_r - D$. Otherwise, lines 15-18 add a constraint between every pair of vertices a and b from different components of $G_r - D$.

Figure 4 depicts an abstract representation of the three cases when Algorithm 1 adds violating constraints. The correctness of Algorithm 1 is shown in Theorem 2. Let \mathcal{F}'_{HESS} denote the polytope of feasible solutions to the relaxed model given by the Hess model (2a)-(2f) and constraints (8). Note that in Theorem 2, a violated separator constraint is a subset of separator constraints (6b) and (7a)-(7c) violated by a solution to the relaxed model.

Theorem 2. *Given a graph $G = (V, E)$, an integer $Q \geq 1$, and an integer feasible solution $\hat{\mathbf{x}} \in \mathcal{F}'_{HESS}$, Algorithm 1 adds violated separator constraints if and only if $\hat{\mathbf{x}}$ is not Q -proper.*

To analyze the run-time of Algorithm 1, we consider two cases. First, if all the parts are root-resilient to the minimum cutsets found in line 8, adding violated constraints is less time-intensive as it only executes the first 13 lines of Algorithm 1. Second, if some parts are not root-resilient, lines 15-18 are executed, which increases the solution time. The following theorem provides the worst case run-time for both cases.

Algorithm 1: Integer Q -Connectivity Separation (graph G , integer feasible solution to Hess model \cup constraints (8) $\hat{\mathbf{x}}$, integer $Q \geq 1$)

```

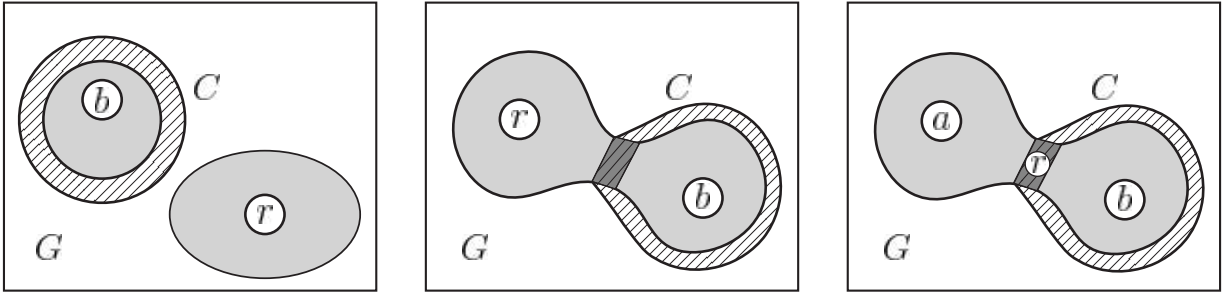
1 for  $r \in R(\hat{\mathbf{x}})$  do
2   for every component  $G_0$  of  $G[V_r]$  not containing  $r$  do
3     /* the part is disconnected */
4     let  $b$  be an arbitrary vertex of  $G_0$ 
5      $C \leftarrow$  Minimal separator( $G, V[G_0], r, b$ )
6     add constraint  $Q\hat{x}_{rb} \leq \sum_{c \in C} \hat{x}_{rc}$  to the model
7     let  $G_r$  be the component of  $G[V_r]$  that contains  $r$ 
8     let  $D$  be a minimum cutset in  $G_r$ 
9     if  $|D| < Q$  then
10      if  $r \notin D$  then
11        /* the part is  $Q$ -disconnected and root-resilient */
12        for every component  $G_0$  of  $G_r - D$  that does not contain  $r$  do
13          let  $b$  be an arbitrary vertex of  $G_0$ 
14           $C \leftarrow$  Minimal separator( $G, V[G_0], r, b$ )
15          add constraint  $Q\hat{x}_{rb} \leq \sum_{c \in C} \hat{x}_{rc}$  to the model
16        else
17          /* the part is  $Q$ -disconnected and not root-resilient */
18          for every pair of components  $G_1$  and  $G_2$  of  $G_r - D$  do
19            let  $a$  and  $b$  be arbitrary vertices in  $G_1$  and  $G_2$ , respectively
20             $C \leftarrow$  Minimal separator( $G, V[G_2], a, b$ )
21            add constraint  $Q(\hat{x}_{ra} + \hat{x}_{rb} - 1) \leq \sum_{c \in C} \hat{x}_{rc}$  to the model
22
23 Procedure Minimal separator ( $G, S, a, b$ ) (Fischetti et al. 2017)
24   /* here,  $S$  is a subset of vertices of  $G$  containing  $b$ , and  $a \notin S$  */
25   define the neighbors of  $S$  to be  $\mathcal{N} = N(S)$ 
26   delete all edges in  $E[S \cup \mathcal{N}(S)]$  from  $G$ 
27   find the set  $\mathcal{R}$  of vertices that can be reached from  $a$  in  $G$ 
28   return  $\mathcal{N} \cap \mathcal{R}$ 

```

Theorem 3. Given a graph $G = (V, E)$ with $|V| = n$ and $|E| = m$, integers $Q \geq 1$ and $K \geq 2$, and a solution $\hat{\mathbf{x}} \in \mathcal{F}'_{\text{HESS}}$, Algorithm 1 takes $O(Kmn^{5/3})$ time if all the parts of $\hat{\mathbf{x}}$ are root-resilient to the cutsets in line 8 or $K \geq \sqrt[3]{n}$; otherwise, it takes $O(mn^2)$ time.

While the worst case run time of the separation algorithm is independent of Q , the if condition in line 8 may return True for more solutions for larger Q values. As a result, lines 9-18 would generate and add more violated cuts, leading to a longer overall run time. Furthermore, in the special case where G is planar (i.e., $m = O(n)$), Algorithm 1 takes $O(Kn^{8/3})$ time if all the parts in $\hat{\mathbf{x}}$ are root-resilient or $K \geq \sqrt[3]{n}$; otherwise, it takes $O(n^3)$ time.

Even though the theoretical worst case run-time of a single run of the separation algorithm is a large polynomial of m and n , empirical results suggest that the algorithm performs well in practice. Specifically, on average over all the instances solved in Section 6, the total run-time of all the runs of the separation algorithm within a single execution of the branch-and-cut only accounts



(a) The part is disconnected; the shaded regions compose the part with root r and the hatched region is C , a minimal r, b -separator in G .

(b) The part is root-resilient; the shaded region (light and dark) is its component G_r containing r , the dark region is a minimum cutset D , and the hatched region is C , a minimal r, b -separator in G .

(c) The part is not root-resilient; the shaded region (light and dark) is its component G_r containing r , the dark region is a minimum cutset D , and the hatched region is C , a minimal a, b -separator in G .

Figure 4: Abstract representations of a Q -disconnected part with root r in graph G considering three cases corresponding to the three sets of constraints added in Algorithm 1.

for approximately 14.9% of the branch-and-cut time. Hence, the separation algorithm efficiently enforces Q -connectivity for practical instances of HCGP.

5 An Ear-Construction Heuristic for HCGP with $Q = 2$

For large instances of HCGP, a heuristic approach can be more effective if the goal is to find a feasible solution in a shorter time than solving the branch-and-cut method. This section presents a heuristic approach to solve HCGP with $Q = 2$. Motivated by heuristic approaches to the political districting problem (PDP), this heuristic first constructs and then improves a solution to HCGP. The inputs to the heuristic are graph G , the number of parts K , and the lower and upper bounds on the part sizes (L and U , respectively). This heuristic has four stages. The first three stages generate a feasible solution, i.e., a 2-proper L, U -balanced K -partition of G , and the fourth stage improves the compactness objective using local search. The stages are as follows.

- (i) The *construct* stage generates an initial partition of G into K connected parts. First, it iteratively creates 2-connected parts using a procedure called *ear construction*, and the rest of the graph comprises a set of connected parts. If the number of parts exceeds K , it iteratively merges neighboring parts until there are K parts; if the number of parts is smaller than K , it restarts the construct stage. If some parts are 2-disconnected, the algorithm proceeds to the *repair* stage; otherwise, the algorithm proceeds to the third stage.
- (ii) The *repair* stage fixes the 2-connectivity of each 2-disconnected part by reassigning certain vertices between neighboring parts. These vertices are chosen with the goal of reducing the number of cut vertices within a part. After the repair stage, if all the parts are 2-connected, the heuristic proceeds to the size balance improvement stage; otherwise, the algorithm restarts from the first stage.

- (iii) The *size balance improvement* stage uses local search (using vertex reassignments) to improve a size balance objective until all the part sizes are within $[L, U]$. If local search terminates before achieving this size balance (i.e., there are no reassignments that improve size balance while also retaining each part’s 2-connectivity), the algorithm restarts from the first stage.
- (iv) The *compactness improvement* stage uses local search to optimize the compactness objective, producing a locally optimal 2-proper and size-balanced partition.

Each stage incorporates several random steps. For example, the construct stage initially constructs a set of random 2-connected subgraphs of G . If a stage does not produce a partition that satisfies its designed criteria, the heuristic restarts from the first stage. Furthermore, ordering the first three stages ensures connectivity, 2-connectivity, and size balance in that order. Preliminary computational investigations revealed that this ordering produced a feasible solution faster than other permutations, such as ensuring size balance before 2-connectivity.

The rest of this section is organized as follows. Section 5.1 describes the ear construction procedure to construct a 2-connected subgraph from a given graph. Sections 5.2 and 5.3 describe the construct and repair stages, respectively. Section 5.4 defines a size balance objective and outlines the local search-based improvement stages. The pseudocodes for the overall heuristic and the individual stages are given in Appendix B.

5.1 Ear Construction

We now present a procedure to grow a 2-connected subgraph from a given graph if one exists. Such a 2-connected subgraph composes a 2-connected part in the initial partition assembled in the construct stage described in the next section. To construct a 2-connected subgraph, we utilize a graph structure known as an *open ear decomposition*, defined as follows. An *ear* is an ordered sequence of vertices that have the properties of a path with the only exception that the end-points may coincide. An *open ear* is an ordered sequence of distinct vertices identical to a path. An *open ear decomposition*, illustrated in Figure 5, is constructively defined as follows.

Definition 3. *Given a graph H , an open ear decomposition of H is a sequence of ears P_0, P_1, \dots, P_s (for some integer $s \geq 0$) in H such that*

1. P_0 is a cycle in H , and
2. if $s \geq 1$, for $i = 1, 2, \dots, s$, P_i is an open ear in H with end-points in $H[P_0 \cup P_1 \cup \dots \cup P_{i-1}]$.

The constructive procedure in Definition 3 can be used to create a 2-connected part subgraph in the initial partition of the graph. To achieve this, we use the classical result from Whitney (1931), which states that a graph with at least two edges is 2-connected if and only if it has an open ear decomposition. In our procedure, rather than decomposing a given graph, we employ the constructive procedure in Definition 3 to generate a sequence of ears to constitute the part

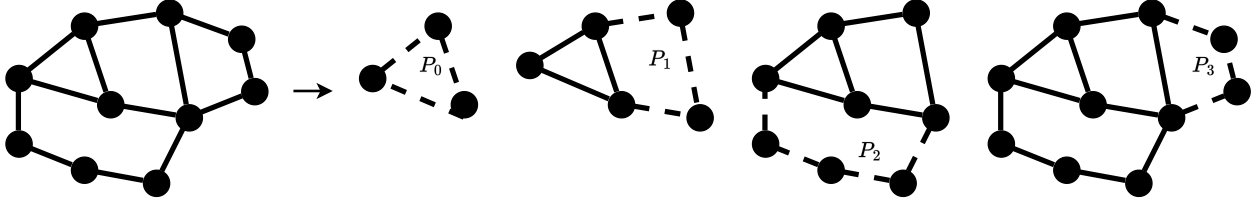


Figure 5: An open ear decomposition of a 2-connected graph with 10 vertices into four ears.

subgraph. From [Whitney \(1931\)](#)'s result, the vertices traversed by these ears induce a 2-connected subgraph.

To create an initial part, beyond 2-connectivity, it is also desirable to ensure that the part size is at least L . In our procedure, ears are added one at a time. To ensure the minimum size requirement, this iterative addition of ears terminates either when the traversed set of vertices is large enough, i.e., its size is at least L , enough to form a balanced part, or is maximal, i.e., no additional ears can be added. Furthermore, each ear is constructed to increase the part size incrementally to avoid excessively increasing the part size within a single iteration. This goal is achieved by finding a vertex-weighted shortest path (weighted by the vertex sizes) between two randomly chosen vertices that already appearing in the part.

5.2 Construct an Initial Partition Using Ear Construction

The construct stage creates an initial K -partition of G . This procedure is analogous to the multi-kernel growth method to find a feasible 1-proper partition for PDP ([Vickrey 1961](#)). This procedure first constructs a series of 2-connected parts by iteratively employing the ear construction procedure in [Section 5.1](#), removing that 2-connected subgraph, and proceeding with the remaining graph. This iterative procedure continues until either the remaining graph is empty or is a forest, i.e., there are no more 2-connected subgraphs. Let K' denote the total number of 2-connected subgraphs and trees in the forest. This stage terminates if $K' = K$, indicating that we already have K parts; in the ideal case, all K parts are 2-connected. If $K' \neq K$, there are two possible cases:

- $K' < K$, indicating that there are fewer parts than desired, in which case the construct stage is restarted, or
- $K' > K$, indicating an excess of parts, in which case the procedure iteratively merges a part with a neighboring part until the desired number of K parts are obtained. Each iteration merges the pair of parts with the smallest total size, thereby prioritizing smaller parts to be merged first.

This stage returns a partition with K connected parts, some of which may be 2-disconnected.

5.3 Repair 2-Connectivity by Reassigning Small Components

If the partition found in the first stage is not 2-proper, the repair stage attempts to modify the partition to achieve a 2-proper partition. Our preliminary empirical investigations revealed a pattern in a typical 2-disconnected part found in the first stage: removing a cut vertex c of the part would typically result in one large component and one or more smaller components. The repair stage reassigns these smaller components to neighboring parts while leaving c in its original part, at the end of which c is no longer a cut vertex of that part. Figure 6 depicts an abstract representation of this reassignment for a given cut vertex c . After repeating this procedure for all the cut vertices of a part, that part becomes 2-connected.

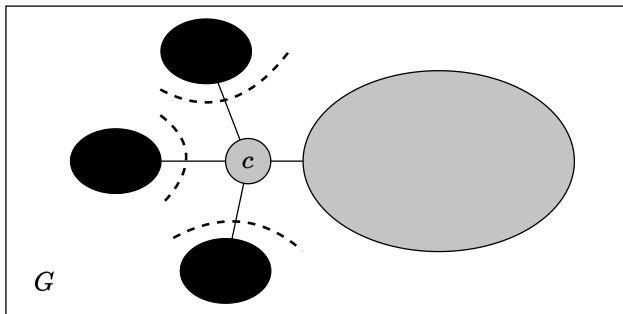


Figure 6: Repairing 2-disconnectivity: An abstract representation of a 2-disconnected part (shaded region) with a cut vertex c . The hypothetical removal of c from the part disconnects the part into one large component (lightly shaded region) and several smaller components (dark region) which are reassigned to neighboring parts.

There are two potential issues with this reassignment procedure. First is the possibility that a small component S may not have a neighboring part, in which case the vertices in S cannot be reassigned. Note that this scenario arises only when the given graph G is 1-connected, i.e., the cut vertex c of a 2-disconnected part is also a cut vertex of G . Second, in some cases, the reassignment procedure may introduce cut vertices to the part that receives the vertices. Hence, cycling may occur, where the same subset of vertices is repeatedly reassigned. Here, cycling is heuristically assessed by checking whether the previous 100 iterations are exclusively composed of repeated reassignments. If either of these issues is detected (i.e., a smaller component S does not have a neighboring part or if the cycling condition is true), the procedure terminates and restarts the construct stage. Otherwise, this procedure continues until all the parts become 2-connected.

5.4 Improvement Stages: Local Search to Optimize Size Balance and Compactness

Once the heuristic obtains a 2-proper K -partition, it executes two improvement stages. First, starting from a 2-proper partition, this procedure optimizes a size balance objective until all the part sizes are within $[L, U]$. Second, this procedure locally optimizes compactness by minimizing the objective ϕ_{comp} given in Equation (1). For a given partition $\mathcal{P} = \{V^{(k)}\}_{k \in [K]}$, the size balance

objective is

$$\phi_{bal}(\mathcal{P}) := \max\{\max_{k \in [K]} \{0, size(V^{(k)}) - U\}, \max_{k \in [K]} \{0, L - size(V^{(k)})\}\}. \quad (9)$$

Since $L, U \geq 0$, observe that ϕ_{bal} is zero if and only if all the part sizes are within $[L, U]$; otherwise, ϕ_{bal} measures the extent of size imbalance. Therefore, to create an L, U -balanced partition, the local search procedure minimizes ϕ_{bal} until it reaches zero, or when no more feasible reassignments improve ϕ_{bal} . In the latter case, the local search has not balanced the parts, in which case the heuristic will restart from the construct stage.

The local search procedure uses the popular *Flip* method for PDP (Ricca and Simeone 2008). This procedure makes small adjustments to a partition by iteratively reassigning vertices, one at a time, from their current part to a neighboring part. Each potential reassignment is *feasible* if the current and receiving parts maintain their 2-connectivity after the reassignment. Here, 2-connectivity is assessed using Algorithm 11 in Esfahanian (2013). A feasible reassignment is accepted if it improves the given objective. At the end of the two improvement stages, the heuristic returns an L, U -balanced 2-proper K -partition of G with locally optimal compactness.

6 Computational Results

This section presents a computational investigation of the branch-and-cut and heuristic methods for HCGP on various problem instances. We consider 42 graph instances, three values for the number of parts $K \in \{2, 3, 4\}$, two size balance settings, and four values for the minimum connectivity requirement $Q \in [4]$. First, for $Q = 2$, we analyze the effectiveness of both methods in achieving optimal or feasible solutions to HCGP within a limited time. This analysis offers insights into the strengths and weaknesses of each algorithm by assessing their performance with different classes of instances, considering factors such as size and density. Next, using the branch-and-cut method, we empirically measure the cost of ensuring high connectivity for $Q \in \{2, 3, 4\}$. To achieve this goal, we compare the optimal compactness values and the computational time required to optimally solve instances with $Q \in \{2, 3, 4\}$ against instances with $Q = 1$. Taken together, these two analyses provide an empirical understanding of the effectiveness of the methods in achieving optimal or near-optimal solutions to HCGP.

All computations in this study were performed on a MacBook with an 8-core M1 chip, 16GB of RAM, 3.2GHz CPU, and up to 12MB of cache per core. The algorithms were implemented in Python 3.7. The IP instances were solved sequentially using Gurobi 10.0, which used all eight cores of the M1 chip. The separation algorithm was implemented within Gurobi’s callback functionality. When comparing the computational performance of two algorithms across a set of instances, we take the geometric mean of the ratios of the computational times across the instances, as prescribed by Koch et al. (2022).

The rest of this section is organized as follows. Section 6.1 details the datasets and the process

used to create instances for HCGP. To determine an efficient implementation strategy for the branch-and-cut method used in this section, Section 6.2 presents a preliminary investigation on the number and type of violated constraints added in the separation algorithm. Section 6.3 investigates the performance of the exact and heuristic methods for HCGP with $Q = 2$. Section 6.4 expands the investigations of the branch-and-cut method for Q values of three and four. Drawing on the results from the previous section, Section 6.5 empirically quantifies the cost of ensuring high connectivity (when using the branch-and-cut method) compared to a baseline of ensuring 1-connectivity. Section 6.6 illustrates visual examples of highly connected partitions of two graphs.

6.1 Datasets and Instance Preparation

This section creates a test bed of instances for HCGP derived from real-world graphs in several domains. First, we describe the 42 graphs compiled from various data sources. Next, to encourage each graph instance to contain feasible highly connected partitions, a pre-processing stage increases the connectivities of these graph instances. We now detail the graphs selected from the various data sources and the pre-processing stage.

6.1.1 Raw Datasets

We use real-world graphs spanning several domains: transportation networks, census tract adjacency graphs, power networks, social networks, interaction networks, animal social networks, and other miscellaneous graphs. These graphs are obtained from a variety of publicly available data repositories. We select graph instances with fewer than 1,000 vertices for computational tractability. We now describe each data source by domain.

A transportation network models road intersections as vertices and road links as edges. *Transportation Networks* (Stabler et al. 2020) is a repository of graphs containing urban road networks from cities worldwide, such as Anaheim and Barcelona. We use nine graphs from this repository for our test bed.

A census tract adjacency graph models census tracts in the U.S. as vertices, and edges represent whether two census tracts share a boundary of non-zero length. Each graph corresponds to the census tract graph within a U.S. state. These graphs are used in various applications, most notably in political redistricting. Beyond the adjacency information, U.S. Census Bureau (2020) also provided the population in each census tract. Among the 50 states, we consider 12 states that each (a) have fewer than 1,000 census tracts, and (b) were apportioned at least two congressional districts based on the 2020 census.

A power network represents an electricity transmission system comprising buses and generators as vertices, and edges representing transmission lines. We use the *IEEE 300-Bus* network with 247 vertices from ICSEG (2013) and a power network with 494 vertices from *Network Repository* (Rossi and Ahmed 2015), a repository with graphs from more than 30 domains.

Social networks are modeled using graphs where vertices represent anonymized social networking platform users, and edges represent pairs of connected users. The *Stanford Network Analysis Project*

(SNAP) dataset (Leskovec and Krevl 2014) contains Facebook networks created by Leskovec and McAuley (2012), and we use six graphs from this dataset that have fewer than 1,000 vertices.

Further, we use interaction and animal social networks from the *Network Repository* (Rossi and Ahmed 2015). Interactive networks model people as vertices and edges represent physical or virtual interactions. We select five such graphs, including a patient proximity network in a hospital ward and an email communication network. In animal social networks, vertices represent animals and edges represent whether two animals have been in physical proximity. We select three graphs representing an ant colony, wild birds, and dolphins.

Finally, we use five miscellaneous graphs from the *SuiteSparse Matrix Collection* (Davis and Hu 2011), formerly known as the *University of Florida Sparse Matrix Collection*. Three graphs are Mycielskian graphs with the special properties of being triangle-free and having a high chromatic number. Mycielskian graphs have been used as test instances for problems requiring high connectivity (Buchanan et al. 2015). The other two graphs are highly connected graphs with connectivities of 19 and 81.

6.1.2 Processing Instances

The pre-processing stage aims to increase the connectivities of the input graphs derived from these data sources. We conjecture that highly connected instances are more likely to contain highly connected partitions. Hence, to prepare a test bed of instances for HCGP likely to contain feasible highly connected partitions, we modify each graph instance using vertex deletion or edge addition operations. Note that in the graph creation, at most one edge is allowed to exist between any two vertices, even if the problem domain typically permits the presence of multiple edges, e.g., multiple boundary segments for a pair of census tracts.

We introduce two different pre-processing methods based on the graph’s planarity. The instances from transportation networks and census tract adjacency graphs are planar, while those from the rest of the domains are non-planar. For planar instances, the goal is to produce a 2-connected graph instance while retaining its planarity. To achieve this goal, we select the largest 2-connected component of each graph, and delete the rest of the vertices from the graph. Furthermore, for the non-planar graph instances, the goal is to achieve 4-connected versions, except for power networks where we achieve 2-connected versions due to their sparsity; increasing the connectivity beyond two would significantly alter the structure of a power network. To achieve this goal, we alter a given graph into a Q -connected graph for $Q \in \{2, 4\}$ using the following iterative procedure. In each iteration, we identify the cutsets of sizes less than Q , and the components of the graph that result from the removal of each cutset. Then, we arbitrarily select two vertices (namely the first two vertices in the arrangement of vertex labels) across two different components, and add an edge between them. After adding edges across all pairs of components created by each cutset, and iterating this procedure until there are no cutsets of size less than Q , this graph becomes Q -connected. Note that this procedure does not alter the miscellaneous graphs since their connectivities are above five.

| Domain | Number of graphs (G) | Size (n) | Minimum degree (δ) | Average degree ($\bar{\delta}$) | Connectivity ($\kappa(G)$) |
|------------------------|--------------------------|--------------|-----------------------------|-----------------------------------|------------------------------|
| Transportation | 9 | 20 - 874 | 2 - 3 | 3.4 - 4.1 | 2 |
| Census Tract Adjacency | 12 | 222 - 833 | 2 - 3 | 5.2 - 5.6 | 2 |
| Power Networks | 2 | 247 - 494 | 2 | 3.1 - 3.3 | 2 |
| Social Networks | 6 | 52 - 534 | 4 | 7.7 - 22.9 | 4 |
| Interaction Networks | 5 | 75 - 410 | 4 - 6 | 13.9 - 39.9 | 4 - 6 |
| Animal Social Networks | 3 | 164 - 291 | 4 - 41 | 22.4 - 130.9 | 4 - 41 |
| Miscellaneous | 5 | 95 - 441 | 6 - 81 | 15.9 - 81.5 | 6 - 81 |

Table 1: An overview of 42 processed graph instances in each domain with the ranges in the number of vertices, minimum and average vertex degrees, and the graph connectivities.

Table 1 summarizes the processed graph instances. It reports the graph instances’ domain-wise size, degree and connectivity ranges. Table 4 in Appendix C.1 details the number of vertices removed or the edges added in the pre-processing stage. For the planar instances, 1% to 45% of vertices were removed (median: 9%), and for the non-planar instances, 0% to 38% of edges were added (median: 1%). In the rest of this section, the transportation, census tract adjacency and power networks are referred to as *sparse* graphs due to their relatively low minimum degrees (i.e., less than four), and the rest are *dense* graphs. Further, we designate graphs with more than 500 vertices as *large*, while the rest are *small*. Among the 42 graphs, 23 are sparse and 11 are large.

Each graph instance includes vertex weights necessary to incorporate the size-balance constraints. For census tract adjacency graphs, we treat the population residing in each census tract as its vertex weight. For the rest of the graphs, we set the vertex weights to be one. Furthermore, the analysis in this section considers two settings for size balance: one without the size balance constraints, and one requiring that the part sizes do not deviate more than 10% from the average part size, denoted by $\bar{p} := size(V)/K$. This section represents these two settings by a size balance deviation threshold: $\tau = \infty$ without size balance constraints, and $\tau = 0.1$ when requiring $L = 0.9 \bar{p}$ and $U = 1.1 \bar{p}$.

6.2 Preliminary Analysis of Separation Algorithm

To solve an instance of HCGP, the branch-and-cut method adds on-the-fly constraints generated by the separation algorithm outlined in Algorithm 1. In this section, we provide a preliminary analysis of the number and choice of violated constraints added in each run of the separation algorithm. The goal is to determine the settings that result in the fastest computational time. First, we investigate whether adding all the violated constraints generated by Algorithm 1 is superior to adding just one violated constraint. Next, recall that Algorithm 1 assesses whether each part is root-resilient; if it is, the algorithm adds $O(n)$ violated constraints in lines 10-13 for root-resilient parts, while it adds $O(n^2)$ violated constraints in lines 15-18 for parts that are not root-resilient. If the root-resilience consideration was not implemented, the default method would add $O(n^2)$ constraints for every integer feasible solution. We conduct comparative experiments by running the algorithm with and without root-resilience considerations to verify its computational benefit.

| Graph (G) | n | Time taken with root-resilience (s) | | Time taken without root-resilience (s) | |
|-----------------------|-----|-------------------------------------|----------------|--|----------------|
| | | all | one | all | one |
| Berlin-Tiergarten | 280 | 32.7 (8.1) | 93.0 (7.6) | 99.9 (65.8) | 151.9 (4.0) |
| New Mexico | 576 | 80.9 (66.8) | 279.0 (9.2) | 179.3 (69.5) | 256.6 (5.0) |
| IEEE300Bus | 247 | 110.1 (14.4) | 408.9 (8.7) | 353.8 (239.6) | 549.6 (7.8) |
| 414 | 150 | 6.5 (3.2) | 10.6 (1.7) | 12.1 (6.9) | 11.2 (2.7) |
| infect-hyper | 113 | 2.0 (1.8) | 2.8 (0.8) | 4.8 (0.8) | 4.4 (2.3) |
| aves-wildbird-network | 202 | 19.5 (8.7) | 45.5 (26.4) | 39.43 (38.5) | 37.8 (22.2) |
| mycielskian9 | 383 | 611.9 (20.2) | 1,389.0 (24.9) | 3,600* (3,512.2) | 1,944.3 (36.8) |

Table 2: Computational times for solving HCGP with seven graph instances, $K = 2$, $Q = 2$ and $\tau = \infty$; the total time spent in callbacks is in parenthesis. Each run of the separation algorithm is executed *with* versus *without* root-resilience considerations, and with adding *all* versus *one* violated constraint. *No feasible solution was found within the time limit.

For this analysis, we select seven graph instances representing the median number of vertices in each of the seven domains. We solve HCGP with $K = 2$, $Q = 2$, and without the balance constraints. Table 2 presents the computational times for the four algorithm settings: *with* versus *without* root-resilience, and including *all* versus *one* violated constraint in each execution of Algorithm 1. Each run of the branch-and-cut method was given a time limit of one hour.

Among these four settings, we observe that incorporating root-resilience and adding all the violated constraints produces the fastest computational time in all seven instances. Therefore, this setting is used for the remainder of this section. Furthermore, we make three observations. First, when solving without root-resilience, adding all constraints is more efficient than adding one constraint in the minority (3 out of 7) of instances; the most significant difference is with the mycielskian9 instance. In contrast, when solving with root-resilience, in all seven instances, adding all constraints is more efficient than adding one constraint. This observation suggests that adding all the $O(n^2)$ constraints is computationally expensive without root-resilience, as observed in the callback time. Hence, we recommend adding one constraint at a time when solving without root-resilience. Second, as expected, incorporating root-resilience yields a faster computational time in most (i.e., 12 out of 14) instances. Third, as expected, in most (i.e., 11 out of 14) instances, the algorithm spends less time within the callbacks when one constraint is added than when all constraints are added. However, despite reducing the time spent in callbacks, the branch-and-cut method’s overall computational time increases. A possible explanation is that adding all constraints improves the best lower bound, which could enable the algorithm to prune more sub-problems in the branch-and-cut tree, contributing to a faster overall run-time.

6.3 Results for HCGP with $Q = 2$

In this section, we investigate the computational performance of the branch-and-cut and heuristic methods for HCGP with $Q = 2$. We solved this problem for the 42 graph instances, three values of the number of parts $K \in \{2, 3, 4\}$, and two balance settings, $\tau = \infty$ and $\tau = 0.1$. Overall,

these combinations of graphs, number of parts and balance settings produce 252 instances. Both methods were given a time limit of one hour.

| Solution outcome | All instances (252) | | Sparse instances (138) | | Large instances (66) | |
|------------------|---------------------|-----------|------------------------|-----------|----------------------|-----------|
| | Exact | Heuristic | Exact | Heuristic | Exact | Heuristic |
| Optimal | 204 | 9 | 102 | 0 | 42 | 0 |
| Feasible | 13 | 219 | 2 | 118 | 2 | 65 |
| Infeasible | 9 | 0 | 9 | 0 | 0 | 0 |
| Inconclusive | 26 | 24 | 25 | 20 | 22 | 1 |

Table 3: Distribution of instances based on solution outcomes for the two methods: optimal, feasible (and suboptimal), infeasible, or inconclusive, categorized by instance type.

Table 3 summarizes the performance of both methods by listing the number of instances with outcomes in each of four categories: optimal, feasible (but suboptimal), infeasible, and inconclusive. An instance is *inconclusive* if a method terminates within the time limit with neither a feasible solution nor an infeasibility certificate. Note that for an infeasible instance, the heuristic cannot produce an infeasibility certificate by design and would instead time-out without a feasible solution. Tables 5 and 6 in Appendix C.2 present more details on these results. Overall, as expected, the heuristic performed better in finding a feasible solution (i.e., categorized as either optimal or feasible in Table 3) within the time limit, while the exact method performed much better in finding an optimal solution.

The methods’ ability to find a feasible solution within the time limit depends on the instance’s sparsity and size. Of the 26 instances categorized as inconclusive by the exact method, 25 are sparse, and 22 are large (and sparse). Note that 23 of these 26 instances were solved by the heuristic. Further, among the 24 instances categorized as inconclusive by the heuristic, 20 are sparse and 23 are small. Taken as a whole, these results show that even though both methods were able to solve many of the sparse instances, some sparse instances were computationally challenging (i.e., produced inconclusive results); while large and sparse instances are challenging for the exact method (22 of its 26 inconclusive outcomes), small and sparse instances are challenging for the heuristic (19 of its 24 inconclusive outcomes).

Applying the heuristic presents a trade-off between the cost in the compactness objective and the advantage in computational time. To quantify the overall computational time advantage of the heuristic over the exact method for each instance, we compute the ratio of the exact method’s time to the heuristic’s time. Then, we calculate the geometric mean of the ratios across the instances. Further, we compute the *approximation gap* for each instance to measure the cost in the compactness objective. Let OPT and $HEUR$ be the compactness of the exact and heuristic solutions, respectively. The approximation gap, quantified by $(HEUR - OPT)/OPT$, measures the relative compromise of the heuristic’s compactness objective compared to the optimal compactness. If the exact method terminated without an optimal solution, the best known lower bound is used in place of OPT , in which case this gap serves as an upper bound to the heuristic’s approximation

gap. We focus on the 205 (and 44 large) instances for which both methods found a feasible solution. On average, in these and in the large instances, the heuristic is 3.80 and 13.86 times faster than the exact method, respectively, while exhibiting an average approximation gap of 30.07% and 38.46%, respectively. Hence, the computational time advantage of the heuristic over the exact method is more evident in solving large instances than all instances, even though a relatively high approximation gap accompanies this advantage.

While the heuristic provides a computational advantage on average, the exact method outperforms it in small instances. The exact method is faster than the heuristic in 80 out of all 252 instances, all of which are small. Among the 66 large instances, the heuristic is faster in 64 instances. This observation aligns with the earlier finding that the heuristic finds more feasible solutions among the larger instances compared to the exact method. Hence, if computational time is prioritized over achieving optimality, we recommend using the exact method for small instances and the heuristic for large instances.

6.4 Results for HCGP with $Q \in \{3, 4\}$

In this section, we investigate the performance of the branch-and-cut method for HCGP with $Q \in \{3, 4\}$ applied to the 19 dense graphs; sparse graph instance results are not presented here since they yielded infeasibility certificates for $Q \in \{3, 4\}$. Similar to the settings used in the previous section, we solved for three different values of $K \in \{2, 3, 4\}$, and two balance settings, $\tau = \infty$ and $\tau = 0.1$. In total, we solved 228 instances, with each run of the method given a time limit of one hour.

Table 7 in Appendix C.2 presents the results from solving these 228 instances. The method terminated with an optimal (feasible) solution in 171 (192) instances. In 17 instances, the method produced an infeasibility certificate. In 19 instances, the method was inconclusive within the allotted time limit. Among the 17 infeasible instances, two (15) instances are for $Q = 3$ (4). None of these graph instances produced an infeasibility certificate for $Q = 2$. This trend demonstrates that the feasible region of HCGP becomes smaller when the required connectivity is increased from two through four.

6.5 Costs of Higher Connectivity

Ensuring highly connected partitions potentially incurs two costs: (i) a compromise in the optimal compactness objective due to the reduction in the solution space of feasible partitions, and (ii) an increase in computational time required to solve the associated integer program. In this analysis, we examine the optimal compactness value and the computational time for $Q \in \{2, 3, 4\}$ and contrast them with the baseline case of $Q = 1$. This comparison provides insight into the costs of ensuring each additional level of connectivity (beyond one).

To quantify the baseline for these comparisons, Table 8 in Appendix C.2 presents the results for $Q = 1$ across the 252 instances solved in Section 6.3 with a time limit of one hour. The branch-and-cut method terminated with an optimal (feasible) solution in 231 (236) instances. In

16 instances, the method was inconclusive; all of these instances are sparse graphs. None of these instances yielded an infeasibility certificate.

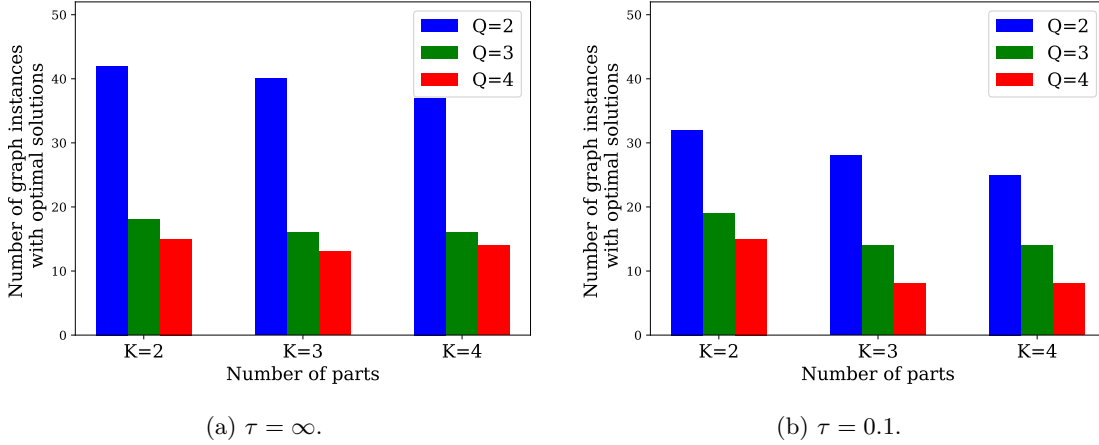


Figure 7: Number of instances in which the branch-and-cut method found optimal solutions for $Q = 1$ and subsequently found optimal solutions for each $Q \in \{2, 3, 4\}$; categorized for each $K \in \{2, 3, 4\}$ and balance $\tau \in \{0.1, \infty\}$.

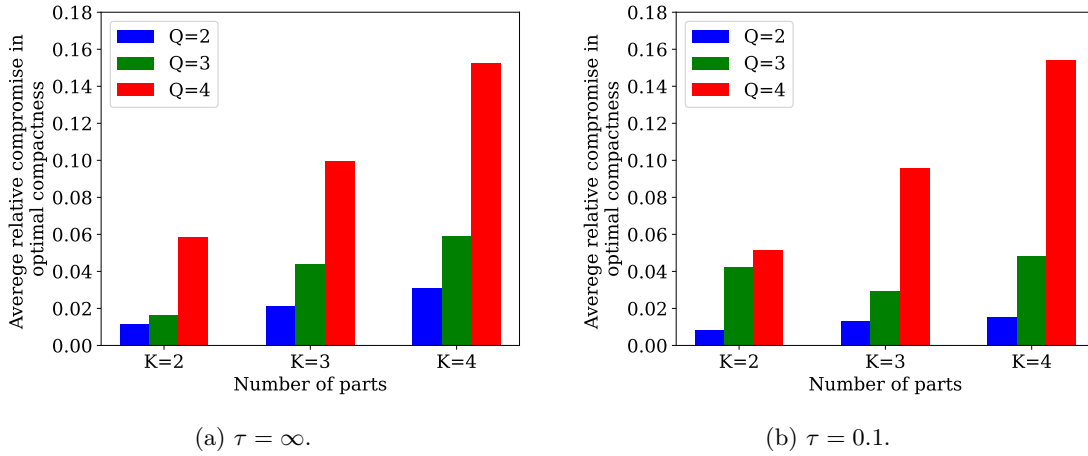


Figure 8: Average relative compromise in optimal compactness for $Q \in \{2, 3, 4\}$ compared to the baseline of $Q = 1$; categorized for each $K \in \{2, 3, 4\}$ and balance $\tau \in \{0.1, \infty\}$.

In our analysis, we compare the optimal compactness values and the computational times for each value of $Q \in \{2, 3, 4\}$ with the same for $Q = 1$. For a given $Q \in \{2, 3, 4\}$, let $\mathcal{I}_{1,Q}$ be the subset of instances for which the branch-and-cut method found an optimal solution for both $Q = 1$ and for the given Q . For each $Q \in \{2, 3, 4\}$, Figure 7 depicts the number of instances in $\mathcal{I}_{1,Q}$, categorized by K and τ . Furthermore, for each instance, let OPT_Q denote the optimal compactness for HCGP with $Q \geq 1$. For every $Q \in \{2, 3, 4\}$, we measure the *relative compromise* in optimal compactness from the baseline $Q = 1$ case as $(OPT_Q - OPT_1)/OPT_1$. Figure 8 depicts the average relative

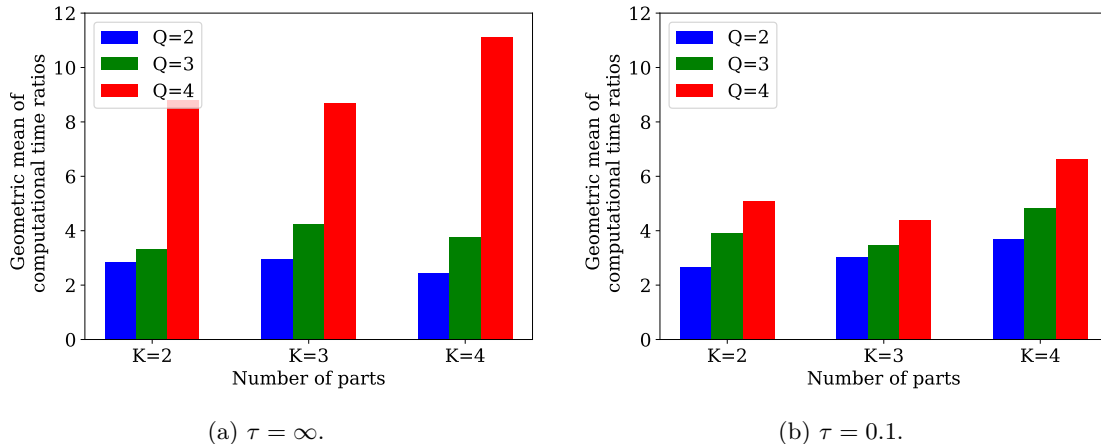


Figure 9: Geometric mean of computational time ratios for $Q \in \{2, 3, 4\}$ compared to the baseline of $Q = 1$; categorized for each $K \in \{2, 3, 4\}$ and balance $\tau \in \{0.1, \infty\}$.

compromise in optimal compactness (among the instances in $\mathcal{I}_{1,Q}$ for $Q \in \{2, 3, 4\}$), categorized by K and τ . Additionally, to quantify the effect of Q on the computational time, we calculate the ratio between the computational times for each $Q \in \{2, 3, 4\}$ and for $Q = 1$. Figure 9 presents the geometric mean of the ratios (among the instances in $\mathcal{I}_{1,Q}$ for $Q \in \{2, 3, 4\}$), categorized by K and τ .

These empirical results suggest that increasing the required connectivity level Q leads to more infeasible instances, while also eroding the optimal compactness objective and increasing computational time among the feasible instances. For example, for $Q = 4$, $K = 4$ and $\tau = \infty$, on average among the 14 instances in $\mathcal{I}_{1,4}$, an optimal 4-proper partition exhibits a relative compromise in compactness objective of 15.24%, and requires approximately 11.2 times the computational effort compared to finding an optimal 1-proper partition.

6.6 Visual Examples

Finally, we present sample visualizations of optimal solutions from two graph instances. Figure 10 illustrates optimally compact and balanced Q -proper 2-partitions of a social network comprising 52 vertices for $Q \in [3]$. For $Q = 1$, notice the presence of a cut vertex in one of the parts. In the context of community detection in social networks, a partition with higher connectivity represents greater cohesion and robustness with multiple connections across the vertices within each part, as observed in the $Q = 3$ case.

Next, Figure 11 illustrates optimally compact and balanced Q -proper 4-partitions of a Mycielskian graph with 95 vertices for $Q \in \{1, 4\}$. This graph has the special property that it is triangle-free and has a chromatic number of seven. A graph with a high chromatic number has a complex structure where the vertices are interconnected so that they cannot be colored with a small number of colors without violating the rule of adjacent vertices having different colors. Ob-

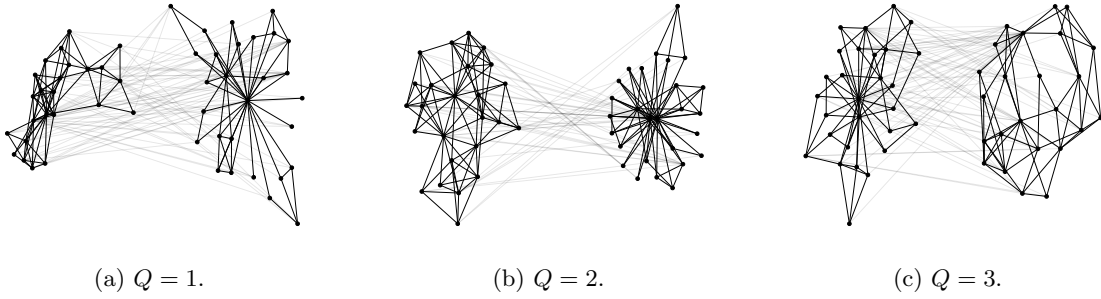


Figure 10: Optimally compact and balanced (with $\tau = 0.1$) 2-partitions of a small social network with 52 vertices and 201 edges into Q -connected subgraphs for $Q \in [3]$; each part has a Kamada Kawai graph embedding.

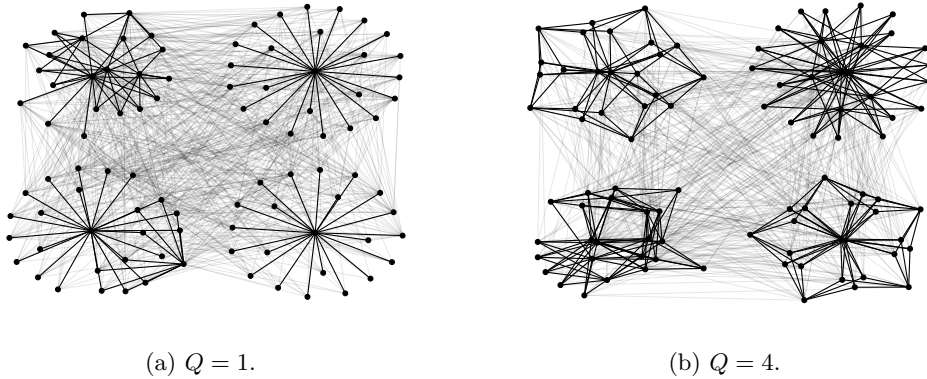


Figure 11: Optimally compact and balanced (with $\tau = 0.1$) Q -proper 4-partitions of a Mycielskian graph with 95 vertices and 755 edges for $Q \in \{1, 4\}$; each part has a Kamada Kawai graph embedding.

serve that the 1-proper partition includes two parts with star-like structures, wherein removing the central vertex from the part would disconnect that part into singleton components. Hence, a vertex disruption to the central vertex would maximally degrade that part. In contrast, the 4-proper partition exhibits a higher level of connectivity across its parts, thereby being more resilient to vertex failures.

7 Conclusions

In summary, this study combines two fundamental graph concepts of graph partitioning and vertex connectivity. This paper presents an IP-based formulation for HCGP and solution methods to solve it. Through computational analysis, we evaluate the performance of these methods across a diverse set of instances. The results showcase the effectiveness of the proposed methods in generating optimal or feasible solutions for HCGP. The analysis presented in this work serves as a starting

point for studying the interconnection between graph partitioning and vertex connectivity.

This work lays the foundation for several potential directions for future research. First, investigating alternative formulations for the Q -connectivity constraints, such as using multi-commodity flows, could provide alternative ways to model and solve HCGP. Second, investigating new techniques to improve the efficiency of the solution methods could enable practitioners to solve large instances of HCGP. For example, variable fixing techniques such as in Validi et al. (2021) could improve the branch-and-cut method's efficiency. For the heuristic setting, a constructive procedure to generate a Q -connected partition for $Q \geq 3$ could be explored. Third, studying the implications of adopting HCGP for practical applications would be valuable, while incorporating application-specific objectives and constraints. For example, partitioning a power network typically incorporates constraints that regulate the amount of power transmitted within each part (Sun et al. 2016). Hence, tailoring HCGP for application-specific needs would contribute to a positive impact of HCGP in practice.

References

- Abou Hamad I, Rikvold PA, Poroseva SV (2011) Floridian high-voltage power-grid network partitioning and cluster optimization using simulated annealing. *Physics Procedia* 15:2–6.
- Ahn N, Park S (2015) An optimization algorithm for the minimum k -connected m -dominating set problem in wireless sensor networks. *Wireless Networks* 21:783–792.
- Bedi P, Sharma C (2016) Community detection in social networks. *Wiley Interdisciplinary Reviews: Data Mining and Knowledge Discovery* 6(3):115–135.
- Bichot CE, Siarry P (2013) *Graph partitioning* (John Wiley & Sons).
- Bliznets I, Karpov N (2017) Parameterized algorithms for partitioning graphs into highly connected clusters. *arXiv preprint arXiv:1706.09487* [Accessed: 12-June-2023].
- Borozan V, Ferrara M, Fujita S, Furuya M, Manoussakis Y, Stolee D (2016) Partitioning a graph into highly connected subgraphs. *Journal of Graph Theory* 82(3):322–333.
- Bozkaya B, Erkut E, Laporte G (2003) A tabu search heuristic and adaptive memory procedure for political districting. *European Journal of Operational Research* 144(1):12–26.
- Buchanan A, Sung JS, Butenko S, Pasiliao EL (2015) An integer programming approach for fault-tolerant connected dominating sets. *INFORMS Journal on Computing* 27(1):178–188.
- Buluç A, Meyerhenke H, Safro I, Sanders P, Schulz C (2016) Recent advances in graph partitioning. *Algorithm Engineering*, 117–158 (Springer).
- Dai F, Wu J (2006) On constructing k -connected k -dominating set in wireless ad hoc and sensor networks. *Journal of Parallel and Distributed Computing* 66(7):947–958.
- D'Amico SJ, Wang SJ, Batta R, Rump CM (2002) A simulated annealing approach to police district design. *Computers & Operations Research* 29(6):667–684.
- Davis TA, Hu Y (2011) The University of Florida Sparse Matrix Collection. *ACM Transactions on Mathematical Software* 38(1):1–12, URL <http://dx.doi.org/10.1145/2049662.2049663>, [Accessed: 15-March-2023].

- Diekmann R, Preis R, Schlimbach F, Walshaw C (2000) Shape-optimized mesh partitioning and load balancing for parallel adaptive FEM. *Parallel Computing* 26(12):1555–1581.
- Dobbs K, Swamy R, King D, Ludden IG, Jacobson S (2023) An Optimization Case Study in Analyzing Missouri Redistricting. *INFORMS Journal on Applied Analytics* forthcoming.
- Elsner U (1997) Graph Partitioning — A Survey. Technical report, Technische Universitat Chemnitz.
- Esfahanian AH (2013) Connectivity algorithms. *Topics in Structural Graph Theory* 268–281.
- Ferrara M, Magnant C, Wenger P (2013) Conditions for families of disjoint k -connected subgraphs in a graph. *Discrete Mathematics* 313(6):760–764.
- Fischetti M, Leitner M, Ljubić I, Luipersbeck M, Monaci M, Resch M, Salvagnin D, Sinnl M (2017) Thinning out Steiner trees: a node-based model for uniform edge costs. *Mathematical Programming Computation* 9(2):203–229.
- Ghavidelsooki M, Awasthi A, Allouche M, Berger J, Mitrovic Minic S (2017) Partitioning of transportation networks under disruption. *International Journal of Modelling and Simulation* 37(3):131–139.
- Hartuv E, Shamir R (2000) A clustering algorithm based on graph connectivity. *Information Processing Letters* 76(4-6):175–181.
- Hendrickson B, Kolda TG (2000) Graph partitioning models for parallel computing. *Parallel Computing* 26(12):1519–1534.
- Hess SW, Weaver JB, Siegfeldt HJ, Whelan JN, Zitlau PA (1965) Nonpartisan political redistricting by computer. *Operations Research* 13(6):998–1006.
- ICSEG (2013) IEEE 300-Bus System. <https://icseg.iti.illinois.edu/ieee-300-bus-system/>.
- Koch T, Berthold T, Pedersen J, Vanaret C (2022) Progress in mathematical programming solvers from 2001 to 2020. *EURO Journal on Computational Optimization* 10:100031.
- Leskovec J, Krevl A (2014) SNAP Datasets: Stanford large network dataset collection. <https://snap.stanford.edu/data/ego-Facebook.html>.
- Leskovec J, Mcauley J (2012) Learning to discover social circles in ego networks. *Advances in Neural Information Processing Systems* 25.
- Li Y, Wu Y, Ai C, Beyah R (2012) On the construction of k -connected m -dominating sets in wireless networks. *Journal of Combinatorial Optimization* 23:118–139.
- Ludden IG, Swamy R, King D, Jacobson S (2023) A bisection protocol for political redistricting. *INFORMS Journal on Optimization* 5(3):233–255.
- McCormick GP (1976) Computability of global solutions to factorable nonconvex programs: Part I—Convex underestimating problems. *Mathematical Programming* 10(1):147–175.
- Oehrlein J, Haunert JH (2017) A cutting-plane method for contiguity-constrained spatial aggregation. *Journal of Spatial Information Science* 2017(15):89–120.
- Orman GK (2021) Multiple communities of ego in social networks. *Lecture Notes in Engineering and Computer Science: Proceedings of The World Congress on Engineering*, 128–133.
- Orman GK, Karadeli O (2015) Overlapping communities via k -connected ego centered groups. *Proceedings of the 2015 IEEE/ACM International Conference on Advances in Social Networks Analysis and Mining 2015*, 1598–1599.
- Ricca F, Scozzari A, Simeone B (2013) Political districting: From classical models to recent approaches. *Annals of Operations Research* 204(1):271.

- Ricca F, Simeone B (2008) Local search algorithms for political districting. *European Journal of Operational Research* 189(3):1409–1426.
- Rossi RA, Ahmed NK (2015) The network data repository with interactive graph analytics and visualization. AAAI, URL <https://networkrepository.com>, [Accessed: 2-May-2023].
- Shirabe T (2009) Districting modeling with exact contiguity constraints. *Environment and Planning B: Planning and Design* 36(6):1053–1066.
- Simon HD (1991) Partitioning of unstructured problems for parallel processing. *Computing Systems in Engineering* 2(2-3):135–148.
- Stabler B, Bar-Gera H, Sall E (2020) Transportation Networks for Research. URL <https://github.com/bstabler/TransportationNetworks>, [Accessed: 5-November-2022].
- Sun L, Zhang C, Lin Z, Wen F, Xue Y, Salam MA, Ang SP (2016) Network partitioning strategy for parallel power system restoration. *IET Generation, Transmission & Distribution* 10(8):1883–1892.
- Swamy R (2023) *Optimization approaches for political districting and graph partitioning*. Ph.D. thesis, University of Illinois at Urbana-Champaign.
- Swamy R, King DM, Jacobson SH (2023) Multiobjective optimization for politically fair districting: A scalable multilevel approach. *Operations Research* 71(2):536–562.
- Swamy R, King DM, Ludden IG, Dobbs KW, Jacobson SH (2024) A practical optimization framework for political redistricting: A case study in Arizona. *Socio-Economic Planning Sciences* 92(101836):38–121.
- Timofieiev A, Snaasel V, Dvorsky J (2008) Social communities detection in Enron Corpus using h-Index. *2008 First International Conference on the Applications of Digital Information and Web Technologies (ICADIWT)*, 507–512 (IEEE).
- US Census Bureau (2020) Census block tallies by state or state equivalent. URL <https://www.census.gov/data.html>, [Accessed: 3-May-2022].
- Validi H, Buchanan A, Lykhovyd E (2021) Imposing contiguity constraints in political districting models. *Operations Research* 70(2):867–892.
- Vickrey W (1961) On the prevention of gerrymandering. *Political Science Quarterly* 76(1):105–110.
- Whitney H (1931) Non-separable and planar graphs. *Proceedings of the National Academy of Sciences* 17(2):125–127.

A Proofs for Theoretical Results

This appendix provides proofs for the theoretical results from Section 4.

A.1 Proof for Theorem 1

Theorem 1. (*Characterization of a Q -proper partition*) Given a graph G , positive integers $K \geq 2$ and $Q \geq 1$, a K -partition $\mathcal{P} = \{V^{(k)}\}_{k \in [K]}$ is Q -proper if and only if for every $k \in [K]$,

(i) $|V^{(k)}| \geq Q + 1$, and

(ii) for every distinct $a, b \in V^{(k)}$, $|C \cap V^{(k)}| \geq Q$ for every a, b -separator $C \in \mathcal{C}_{a,b,G}$.

Proof: (\Rightarrow) Consider any part $k \in [K]$. To show the first condition, we note that since \mathcal{P} is Q -proper, $G[V^{(k)}]$ is Q -connected and therefore $|V^{(k)}| \geq Q + 1$ by definition. To show the second condition, we first consider the case where part k forms a complete graph; then $\mathcal{C}_{a,b,G} = \emptyset$ for every $a, b \in V^{(k)}$, and so the second condition holds by default since there are no separators to consider. If part k is not a complete graph, then we first claim that for every $k \in [K]$, every distinct $a, b \in V^{(k)}$ and $C \in \mathcal{C}_{a,b,G}$, $C \cap V^{(k)}$ is an a, b -separator in $G[V^{(k)}]$. We proceed using proof by contradiction; assume the contrary that for some $k \in [K]$, $a, b \in V^{(k)}$ and $C \in \mathcal{C}_{a,b,G}$, $C \cap V^{(k)}$ is not an a, b -separator in $G[V^{(k)}]$. Then, there exists an a, b -path P in $G[V^{(k)}] - C$. Since $V^{(k)} \subseteq V$, path P is also in $G - C$. This is a contradiction since C is an a, b -separator in G . Hence, $C \cap V^{(k)}$ is an a, b -separator in $G[V^{(k)}]$. Therefore, $|C \cap V^{(k)}| \geq Q$ since $G[V^{(k)}]$ is Q -connected.

(\Leftarrow) We are given that for every $k \in [K]$, (i) $|V^{(k)}| \geq Q + 1$, and (ii) for every distinct $a, b \in V^{(k)}$ and $C \in \mathcal{C}_{a,b,G}$, $|C \cap V^{(k)}| \geq Q$. We need to show that every part is Q -connected. If a part $k \in [K]$ forms a complete graph, $\kappa(G[V^{(k)}]) \geq Q$ since it contains at least $Q + 1$ vertices, and is therefore Q -connected. If a part $k \in [K]$ is not a complete graph, we proceed using proof by contradiction; assume the contrary that $G[V^{(k)}]$ is not Q -connected, i.e., there exists a cutset $S \subset V^{(k)}$ with $|S| = Q' < Q$ that disconnects $G[V^{(k)}]$ into two parts, say A and B . Select arbitrary vertices $a \in A$ and $b \in B$. By construction, S is an a, b -separator in $G[V^{(k)}]$, but S may not be an a, b -separator in G . Define $W = V \setminus V^{(k)}$, and $C = S \cup W$. Any a, b -path P in G must pass through C (i.e., since either P lies entirely in $V^{(k)}$ and must include a vertex from $S \subset C$, or P leaves $V^{(k)}$ and must include a vertex from $W \subset C$), so $C \in \mathcal{C}_{a,b,G}$. By construction, $|C \cap V^{(k)}| = |S| < Q$, which is a contradiction. \square

A.2 Proof for Corollary 1

Corollary 1. Given a graph G and $K \geq 2$, consider a solution to the Hess model $\hat{\mathbf{x}} \in \mathcal{F}_{\text{HESS}}$. For $Q \geq 1$, $\hat{\mathbf{x}}$ is Q -proper if and only if $\hat{\mathbf{x}}$ satisfies constraints (6b)-(6c).

Proof: This proof uses Theorem 1. Given $\hat{\mathbf{x}}$, we first construct the corresponding K -partition $\mathcal{P} = \{V^{(k)}\}_{k \in [K]}$ as follows. Recall from Section 3.3 that $R(\hat{\mathbf{x}})$ denotes the set of roots in $\hat{\mathbf{x}}$, and V_r denotes the set of vertices assigned to root $r \in R(\hat{\mathbf{x}})$. Since $\hat{\mathbf{x}}$ satisfies constraints (2c), there

are exactly K roots. Each root $r \in R(\hat{\mathbf{x}})$ is labeled with a part $k \in [K]$ and set $V^{(k)} = V_r$. From constraints (2d) and (2e), we can see that $\cup_{k \in [K]} V^{(k)} = V$ and the parts are mutually disjoint. Hence, $\mathcal{P} = \{V^{(k)}\}_{k \in [K]}$ is the K -partition of G that corresponds to the solution $\hat{\mathbf{x}}$. Note that \mathcal{P} can be equivalently written as $\{V_r\}_{r \in \mathcal{R}(\hat{\mathbf{x}})}$. We now prove both directions of the theorem.

(\Rightarrow) We are given that $\hat{\mathbf{x}}$ is Q -proper. Hence, its representation \mathcal{P} is Q -proper and Theorem 1 implies that for every $r \in \mathcal{R}(\hat{\mathbf{x}})$, (i) $|V_r| \geq Q + 1$, and (ii) for every distinct $a, b \in V_r$, $|C \cap V_r| \geq Q$ for every a, b -separator $C \in \mathcal{C}_{a,b,G}$. To show that $\hat{\mathbf{x}}$ satisfies constraints (6b), consider each $r \in V$, $a \in V$, $b \in V \setminus \{a\}$, $C \in \mathcal{C}_{a,b,G}$, and the corresponding constraint is $\sum_{c \in C} \hat{x}_{rc} \geq Q \hat{x}_{ra} \hat{x}_{rb}$. Note that this constraint does not exist for cases where $\mathcal{C}_{a,b,G} = \emptyset$ (i.e., a and b are neighbors in G). There are two cases: (i) $r \in \mathcal{R}(\hat{\mathbf{x}})$ and $a, b \in V_r$, in which case constraint (6b) can be written as $|C \cap V_r| \geq Q$, which is satisfied by Theorem 1, or (ii) either $r \notin \mathcal{R}(\hat{\mathbf{x}})$ or $\{a, b\} \not\subset V_r$, in which case the right hand side of the constraint (i.e., $Q \hat{x}_{ra} \hat{x}_{rb}$) is zero and the constraint is always satisfied. To show that $\hat{\mathbf{x}}$ satisfies constraint (6c) for every $r \in V$, consider two cases: (i) if $r \in \mathcal{R}(\hat{\mathbf{x}})$, the constraint is satisfied since $\hat{x}_{rr} = 1$ and $\sum_{i \in V} \hat{x}_{ri} = |V_r| \geq Q + 1$, or (ii) $r \notin \mathcal{R}(\hat{\mathbf{x}})$, and so the right hand side of the constraint (i.e., $(Q + 1) \hat{x}_{rr}$) is zero and the constraint is always satisfied.

(\Leftarrow) We are given that $\hat{\mathbf{x}}$ satisfies constraints (6b)-(6c). To show that $\hat{\mathbf{x}}$ is Q -proper (or equivalently \mathcal{P} is Q -proper), from Theorem 1, it is sufficient to show that for every $r \in \mathcal{R}(\hat{\mathbf{x}})$, (i) $|V_r| \geq Q + 1$, and (ii) for every distinct $a, b \in V_r$ and $C \in \mathcal{C}_{a,b,G}$, $|C \cap V_r| \geq Q$. Constraints (6b) imply that for every $r \in \mathcal{R}(\hat{\mathbf{x}})$, for every distinct $a, b \in V_r$ and $C \in \mathcal{C}_{a,b,G}$, $|C \cap V_r| = \sum_{c \in C} \hat{x}_{rc} \geq Q \hat{x}_{ra} \hat{x}_{rb} = Q$. Constraints (6c) imply that for every $r \in \mathcal{R}(\hat{\mathbf{x}})$, $|V_r| = \sum_{i \in V} \hat{x}_{ri} \geq (Q + 1) \hat{x}_{rr} = Q + 1$. \square

A.3 Proof for Theorem 2

Theorem 2. *Given a graph $G = (V, E)$, an integer $Q \geq 1$, and a solution $\hat{\mathbf{x}} \in \mathcal{F}'_{HESS}$, Algorithm 1 adds violated separator constraints if and only if $\hat{\mathbf{x}}$ is not Q -proper.*

Proof. First, consider the case when $\hat{\mathbf{x}}$ is Q -proper. Equivalently, for every root $r \in R(\hat{\mathbf{x}})$, the subgraph $G[V_r]$ is Q -connected \Rightarrow the size of every cutset of $G[V_r]$ is at least Q and $|V_r| \geq Q + 1$. Since $Q \geq 1$ implies that $G[V_r]$ is connected, the single component of $G[V_r]$ must contain r , and so lines 2-5 are skipped. In line 6, this single component is termed G_r , which is exactly $G[V_r]$. There are two cases for the set D returned in line 7: either (i) $G[V_r]$ is a complete graph, in which case the algorithm returns $D = V_r \setminus \{r\}$, and hence $|D| = |V_r| - 1 \geq (Q + 1) - 1 = Q$, or (ii) $G[V_r]$ is not a complete graph, and the algorithm returns D as a minimum cutset for $G[V_r]$, and hence $|D| \geq Q$ since $G[V_r]$ is Q -connected. In either case, we have $|D| \geq Q$, and lines 9-18 are skipped. Therefore, Algorithm 1 does not add any violated Q -connectivity constraints.

Next, consider the case when $\hat{\mathbf{x}}$ is not Q -proper. For the rest of this proof, consider an arbitrary root $r \in R(\hat{\mathbf{x}})$ such that $G[V_r]$ is not Q -connected. Note that $G[V_r]$ is not a complete graph since $|V_r| \geq Q + 1$ from constraints (8); a complete graph would have connectivity $|V_r| - 1 \geq Q$ and hence be Q -connected. First, we show that $\hat{\mathbf{x}}$ violates at least one of the three sets of constraints added in lines 5, 13, and 18. If $G[V_r]$ is disconnected, we show that $\hat{\mathbf{x}}$ violates the constraints added in line 5; else, it violates either the constraints added in line 13 or the ones in line 18. Then, we show

that these sets of constraints are subsets of constraints (6b) and (7a)-(7c). Figure 12 depicts an abstract representation of the three cases when Algorithm 1 adds violating constraints.

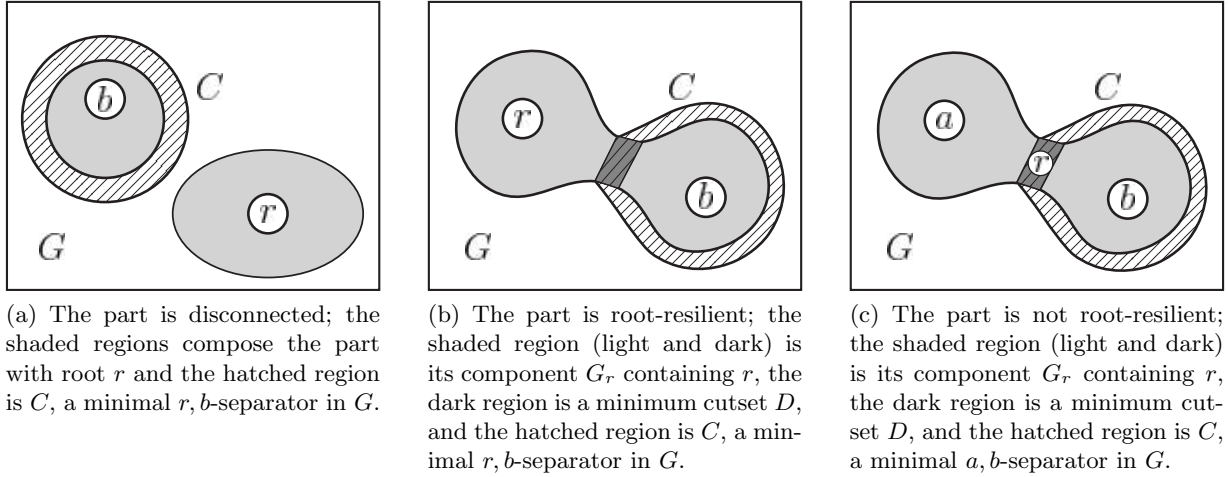


Figure 12: Abstract representations of a Q -disconnected part with root r in graph G considering three cases corresponding to the three sets of constraints added in Algorithm 1.

The first set of constraints is added (in line 5) if $G[V_r]$ is disconnected, i.e., there exists a component G_0 of $G[V_r]$ that does not contain r . In this case, line 3 first selects a vertex b in G_0 . Line 4 finds a minimal r, b -separator C . We now show that none of the vertices in C are assigned to root r , i.e., $C \cap V_r = \emptyset$. Consider the contrary, that there exists some vertex $u \in C \cap V_r$. Line 23 implies that $u \in N(V[G_0])$, and hence does not belong to G_0 , but is a neighbor of the vertices in G_0 . The fact that $u \in V_r$ is a contradiction since G_0 is a component of $G[V_r]$. Hence, $C \cap V_r = \emptyset$, and therefore $\hat{x}_{rc} = 0$ for all $c \in C$. In the constraint in line 5 (i.e., $Q\hat{x}_{rb} \leq \sum_{c \in C} \hat{x}_{rc}$), since $\hat{x}_{rb} = 1$, and the right-hand side is zero, this constraint is violated.

The second set of constraints is added (in line 13) if $|D| < Q$ and $r \notin D$. Here, line 11 first selects a vertex b in a component G_0 of $G_r - D$. Subsequently, line 12 finds a minimal r, b -separator C in G such that $C \subseteq N(V[G_0])$. To compute $\sum_{c \in C} \hat{x}_{rc}$, we must identify the vertices of C that are assigned to root r (i.e., those with $\hat{x}_{rc} = 1$). For any $u \in C$, there are two cases:

- $u \in D$: Since $D \subseteq V_r$, we have $u \in V_r$.
- $u \notin D$: Recall that $C \subseteq N(V[G_0])$, and hence u has a neighbor $v \in V[G_0] \subseteq V_r$. Since G_0 is a component of $G[V_r]$, then if both u and v are in V_r , they must be in the same component of $G[V_r]$; this cannot occur, since we cannot have both $u \in V[G_0]$ and $u \in N(V[G_0])$. Hence, we have $u \notin V_r$.

Hence, $C \cap V_r \subseteq D$, and therefore $\sum_{c \in C} \hat{x}_{rc} \leq |D| < Q$. In the constraint in line 13 (i.e., $Q\hat{x}_{rb} \leq \sum_{c \in C} \hat{x}_{rc}$), since $\hat{x}_{rb} = 1$, and the right-hand side is less than Q , this constraint is violated.

The third set of constraints is added (in line 18) if $|D| < Q$ and $r \in D$. Here, line 16 first selects vertices a and b from components G_1 and G_2 , respectively, of $G_r - D$. Line 17 finds a minimal

a, b -separator C in G . First, we see that $C \cap V_r \subseteq D$ using the same proof by contradiction for the second set of constraints. Therefore, $\sum_{c \in C} \hat{x}_{rc} \leq |D| < Q$. In the constraint in line 18 (i.e., $Q(\hat{x}_{ra} + \hat{x}_{rb} - 1) \leq \sum_{c \in C} \hat{x}_{rc}$), since $\hat{x}_{ra} = \hat{x}_{rb} = 1$, and the right-hand side is less than Q , this constraint is violated.

We now show that each of the three sets of constraints is a subset of constraints (6b). For the first and second sets of constraints added in lines 5 and 13, respectively, the claim holds when we set $a = r$ and note that $\hat{x}_{ra}\hat{x}_{rb} = \hat{x}_{rr}\hat{x}_{rb} = \hat{x}_{rb}$, since r is a root. For the third set of constraints added in line 18, the claim holds from substituting $\hat{x}_{ra}\hat{x}_{rb}$ with y_{ab}^r in constraint (6b), and then combining with constraint (7c). Hence, all three sets of constraints are Q -connectivity violated constraints. \square

A.4 Proof for Theorem 3

Theorem 3. *Given a graph $G = (V, E)$ with $|V| = n$ and $|E| = m$, integers $Q \geq 1$ and $K \geq 2$, and a solution $\hat{\mathbf{x}} \in \mathcal{F}'_{HESS}$, Algorithm 1 takes $O(Kmn^{5/3})$ time if all the parts of $\hat{\mathbf{x}}$ are root-resilient to the cutsets in line 8 or $K \geq \sqrt[3]{n}$; otherwise, it takes $O(mn^2)$ time.*

Proof. First, finding a minimal separator from Fischetti et al. (2017) takes $O(m)$ time (Validi et al. 2021). Since every vertex b (in line 3) can be visited at most once among all roots r and all components G_0 , lines 1-5 take $O(mn)$ time. Next, in lines 6 and 7, finding a minimum cutset in G_r takes $O(mn^{5/3})$ time using Algorithm 11 in Esfahanian (2013). Lines 6 and 7 take $O(Kmn^{5/3})$ time when iterating over all the K roots. Next, in lines 9-13, every vertex b can be visited at most once since each b is present in exactly one component of $G_r - D$ among all roots r . Hence, lines 9-13 take $O(mn)$ time using the same reasoning for lines 1-5. If all the parts are root-resilient, only lines 1-13 are executed, and hence the overall run-time is $O(Kmn^{5/3})$.

If some part is not root-resilient, lines 15-18 are also executed. Here, each pair of vertices a and b are visited exactly once among all roots r and all pairs of components G_1 and G_2 , resulting in $O(n^2)$ iterations of the for-loop in line 15, where each iteration takes $O(m)$ to generate a minimal separator and add the cut. Lines 15-18 take $O(mn^2)$ time. Hence, if some parts are not root-resilient, executing lines 1-18 takes $O(Kmn^{5/3} + mn^2)$ time, which is $O(Kmn^{5/3})$ time if $K \geq \sqrt[3]{n}$; otherwise, it takes $O(mn^2)$ time. \square

B Pseudocodes for the Ear Construction Heuristic

This appendix provides pseudocodes for the ear construction heuristic from Section 5.

B.1 Overview

Algorithm 2: Ear-Construction Heuristic (G, K, L, U)

```

1  $\mathcal{P} \leftarrow$  Construct an Initial Partition ( $G, K, L$ )
2 if  $\mathcal{P}$  is not 2-proper then
3    $\mathcal{P} \leftarrow$  Repair 2-Connectivity ( $G, \mathcal{P}$ )
4   if  $\mathcal{P}$  is not 2-proper then
5     Go to line 1
6 if  $\mathcal{P}$  is not  $L, U$ -balanced then
7    $\mathcal{P} \leftarrow$  Local Search ( $G, \mathcal{P}, \phi_{bal}$ )
8   if  $\mathcal{P}$  is not  $L, U$ -balanced then
9     Go to line 1
10  $\mathcal{P} \leftarrow$  Local Search ( $G, \mathcal{P}, \phi_{comp}$ )
11 return  $\mathcal{P}$ 

```

Algorithm 2 provides an overview of the heuristic. Line 1 executes the construct stage described in Section 5.2, lines 2-5 execute the repair stage described in Section 5.3, and lines 6-10 execute the improvement stages described in Section 5.4. The pseudocodes for these stages are provided in the following subsections.

B.2 Ear Construction

Algorithm 3: Ear Construction (H, L)

```

1  $P_0 \leftarrow$  Find a cycle in  $H$ 
2  $T \leftarrow P_0$ : Set of traversed vertices
3 while  $size(T) < L$  do
4    $T^C \leftarrow V[H] \setminus T$ : Set of untraversed vertices
5   Randomly shuffle  $T$ 
6   for  $(u, v) \in T \times T$  with  $u \neq v$  do
7     Assign  $H_{u,v} \leftarrow H[T^C \cup \{u, v\}]$  and remove edge  $(u, v)$  from  $H_{u,v}$ 
8     if there exists a  $u, v$ -path in  $H_{u,v}$  then
9        $P \leftarrow$  Shortest  $u, v$ -path in  $H_{u,v}$ 
10       $T \leftarrow T \cup P$ 
11      Go to line 3
12   if no  $u, v$ -path exists in  $H_{u,v}$  for any  $(u, v) \in T \times T$  with  $u \neq v$  then
13     return  $T$ 
14 return  $T$ 

```

Algorithm 3 outlines a pseudocode to construct a 2-connected subgraph of a graph H as described in Section 5.1. This procedure follows the construction procedure in Definition 3. Line 1 finds a random cycle as follows. First, the procedure randomly selects two neighboring vertices u and v in H and finds a shortest path in H after removing the edge (u, v) ; if no such path exists, this

process is repeated with different pairs of neighboring vertices. The vertices traversed in the resulting path are assigned as the cycle P_0 . If H does not contain any cycles (i.e., $P_0 = \emptyset$), indicating that it is a forest, the algorithm returns an empty graph since no 2-connected subgraph exists. If a cycle is identified, lines 3-11 iteratively search for open ears and add them to the traversal. In each iteration, consistent with the procedure in Definition 3, the procedure first selects a pair of vertices u and v in the traversed vertices such that there is a u, v -path in the remaining graph. If such a path exists, the procedure finds the shortest vertex-weighted u, v -path and add those vertices to the traversal; this path must include at least one vertex from $V[H] \setminus T$, since the edge (u, v) does not appear in $H_{u,v}$. This procedure continues until either the total size of the traversed vertices is at least L , or if no more open ears can be added. Hence, Algorithm 3 either returns the set of vertices in a 2-connected subgraph of H or an empty set.

B.3 Construct an Initial Partition

Algorithm 4: Construct an Initial Partition (G, K, L)

```

1  $G'(V', E') \leftarrow G(V, E)$ : Remaining graph
2  $K' \leftarrow 0$ : Initiate the label for the current part
3 while  $G'$  contains a cycle do
4    $K' \leftarrow K' + 1$ 
5    $V^{(K')} \leftarrow \text{Ear Construction}(G', L)$ 
6    $G' \leftarrow G' - V^{(K')}$ 
7 for tree  $T$  of  $G'$  do
8    $K' \leftarrow K' + 1$ 
9    $V^{(K')} \leftarrow T$ 
10 if  $K' < K$  then
11   Go to Line 1
12 while  $K' > K$  do
13   Select two neighboring parts and merge; proceed in the non-decreasing order of
      pair-wise total part sizes
14 return  $\{V^{(k)}\}_{k=1}^K$ 

```

Algorithm 4 outlines a pseudocode for the procedure described in Section 5.2. Throughout this procedure, let G' (initialized with G) denote the remaining graph. Lines 3-6 iteratively find a set of 2-connected subgraphs using Algorithm 3. After these iterations, if G' is a forest, lines 7-9 designate each tree in the forest as an individual part. If $K' < K$, line 11 directs the algorithm to restart. If $K' > K$, line 13 proceeds to merge parts iteratively until $K' = K$. Finally, Algorithm 4 returns a partition with K connected parts, some of which may be 2-disconnected.

B.4 Repair 2-Connectivity

Algorithm 5: Repair 2-Connectivity ($G, \{V^{(k)}\}_{k=1}^K$)

```
1 while  $\{V^{(k)}\}_{k=1}^K$  is not 2-proper do
2    $k \leftarrow$  a random 2-disconnected part
3    $c \leftarrow$  a random cut vertex in  $G[V^{(k)}]$ 
4    $S \leftarrow$  smallest component of  $G[V^{(k)}] - \{c\}$ 
5   if  $S$  has a neighbor in another part then
6      $k' \leftarrow$  a random part neighboring  $S$ 
7      $V^{(k)} \leftarrow V^{(k)} \setminus S$ 
8      $V^{(k')} \leftarrow V^{(k')} \cup S$ 
9   if  $S$  has no part neighbors or cycling is detected then
10    Exit the while loop // the algorithm restarts from the construct stage
11 return  $\{V^{(k)}\}_{k=1}^K$ 
```

Algorithm 5 outlines a pseudocode for the repair stage as described in Section 5.3. If the given partition is not 2-proper, line 2 randomly selects a 2-disconnected part k , line 3 randomly selects a cut vertex c , and line 4 selects a smallest component S produced by removing the cut vertex; if there are ties, it selects a random such component. The vertices in S are reassigned to a randomly chosen neighboring part k' in lines 6-8. Note that an alternative choice for selecting the neighboring part could be to select a part that maintains 2-connectivity after receiving the vertices, albeit at the expense of needing to recompute each potential receiving part's connectivity. Then, the algorithm assesses a premature termination criterion in line 9, and it exits the loop. Hence, the algorithm either terminates with a 2-proper partition and proceeds to the next stage, or without a 2-proper partition, in which case, the heuristic restarts from the construct stage.

B.5 Local Search Improvement

Algorithm 6: Local Search ($G, \{V^{(k)}\}_{k=1}^K, \phi$)

```

1  $\phi_{best} \leftarrow \phi(\{V^{(k)}\}_{k=1}^K)$ 
2 while termination criterion is not True do
3    $\mathcal{T} \leftarrow$  Randomly ordered set of reassignments
   // each element in  $\mathcal{T}$  is a vertex  $u$  and a part  $k'$  neighboring  $u$ 
4   for  $(u, k') \in \mathcal{T}$  do
5     if  $G[V^{(k)}] - \{u\}$  and  $G[V^{(k')} \cup \{u\}]$  are both 2-connected then
6       if  $\phi$  improves after moving  $u$  to  $k'$  then
7          $V^{(k)} \leftarrow V^{(k)} \setminus \{u\}$ 
8          $V^{(k')} \leftarrow V^{(k')} \cup \{u\}$ 
9          $\phi_{best} \leftarrow \phi(\{V^{(k)}\}_{k=1}^K)$ 
10        Go to line 2
11 return  $\{V^{(k)}\}_{k=1}^K$ 

```

Algorithm 6 outlines the local search method described in Section 5.4 to optimize an objective $\phi \in \{\phi_{bal}, \phi_{comp}\}$. In each iteration, line 3 creates a random ordering of potential reassignments. Line 4 iterates through each potential reassignment of a vertex u to a neighboring part k' . Line 5 checks whether this reassignment retains 2-connectivity in both parts, and line 6 checks whether this reassignment improves ϕ . Additionally, when optimizing compactness, each iteration must ensure that the size balance objective remains zero. If these conditions are true, lines 7-9 reassign u to k' and update the current best objective value. Furthermore, the termination criterion in line 2 is now described. When optimizing size balance, the algorithm terminates when ϕ_{bal} is zero (i.e., the partition is L, U -balanced), or when no more feasible reassignments improve ϕ_{bal} (i.e., the local search has not balanced the parts, in which case the heuristic will restart from the construct stage). When optimizing compactness, the algorithm terminates when no feasible reassignments improve ϕ_{comp} , i.e., the partition is locally optimal.

C Tables

This appendix provides tabular information on the computational analysis from Section 6.

C.1 Overview of Instances

Table 4 depicts an overview of the 42 graph instances, along with their connectivities (κ), average and minimum degrees, as well as the number of vertices removed or edges added in the pre-processing stage.

Table 4: An overview of 42 graph instances from seven domains with their sizes, densities and the vertices removed/edges added in the pre-processing stage.

| Domain | Graph (G) | $ V $ | $ E $ | $\kappa(G)$ | Avg. deg. | Min. deg. | Vertices removed | Edges added |
|------------------------|----------------------------------|-------|--------|-------------|-----------|-----------|------------------|-------------|
| Transportation | Sioux Falls | 20 | 34 | 2 | 3.40 | 3 | 4 | 0 |
| Transportation | Berlin-Friedrichshain | 158 | 292 | 2 | 3.70 | 2 | 66 | 0 |
| Transportation | Berlin-Prenzlauerberg-Center | 214 | 389 | 2 | 3.64 | 2 | 138 | 0 |
| Transportation | Berlin-Tiergarten | 280 | 498 | 2 | 3.56 | 2 | 79 | 0 |
| Transportation | Berlin-Mitte-Center | 246 | 451 | 2 | 3.67 | 2 | 151 | 0 |
| Transportation | Anaheim | 286 | 486 | 2 | 3.40 | 2 | 130 | 0 |
| Transportation | Barcelona | 847 | 1,698 | 2 | 4.01 | 2 | 83 | 0 |
| Transportation | Chicago-Sketch | 511 | 1,051 | 2 | 4.11 | 3 | 422 | 0 |
| Transportation | Terrassa | 874 | 1,581 | 2 | 3.62 | 2 | 729 | 0 |
| Census Tract Adjacency | Rhode Island | 222 | 598 | 2 | 5.39 | 3 | 22 | 0 |
| Census Tract Adjacency | New Hampshire | 341 | 921 | 2 | 5.40 | 2 | 9 | 0 |
| Census Tract Adjacency | Maine | 392 | 1,100 | 2 | 5.61 | 2 | 10 | 0 |
| Census Tract Adjacency | Idaho | 437 | 1,163 | 2 | 5.32 | 2 | 19 | 0 |
| Census Tract Adjacency | West Virginia | 431 | 1,180 | 2 | 5.48 | 2 | 114 | 0 |
| Census Tract Adjacency | Nebraska | 513 | 1,357 | 2 | 5.29 | 2 | 40 | 0 |
| Census Tract Adjacency | New Mexico | 576 | 1,568 | 2 | 5.44 | 2 | 31 | 0 |
| Census Tract Adjacency | Utah | 706 | 1,932 | 2 | 5.47 | 2 | 10 | 0 |
| Census Tract Adjacency | Arkansas | 793 | 2,186 | 2 | 5.51 | 2 | 30 | 0 |
| Census Tract Adjacency | Nevada | 764 | 1,999 | 2 | 5.23 | 2 | 14 | 0 |
| Census Tract Adjacency | Mississippi | 833 | 2,272 | 2 | 5.45 | 2 | 40 | 0 |
| Census Tract Adjacency | Iowa | 833 | 2,239 | 2 | 5.38 | 2 | 62 | 0 |
| Power Networks | IEEE300Bus | 247 | 403 | 2 | 3.26 | 2 | 0 | 99 |
| Power Networks | power-494-bus | 494 | 758 | 2 | 3.07 | 2 | 0 | 172 |
| Social Networks | 3980 | 52 | 201 | 4 | 7.73 | 4 | 0 | 55 |
| Social Networks | 698 | 61 | 303 | 4 | 9.93 | 4 | 0 | 33 |
| Social Networks | 414 | 150 | 1,720 | 4 | 22.93 | 4 | 0 | 27 |
| Social Networks | 686 | 168 | 1,696 | 4 | 20.19 | 4 | 0 | 40 |
| Social Networks | 348 | 224 | 3,236 | 4 | 28.89 | 4 | 0 | 44 |
| Social Networks | 3437 | 534 | 4,934 | 4 | 18.48 | 4 | 0 | 121 |
| Interaction Networks | hospital-ward-proximity | 75 | 1,139 | 6 | 30.37 | 6 | 0 | 0 |
| Interaction Networks | ia-workplace-contacts | 92 | 755 | 4 | 16.41 | 4 | 0 | 0 |
| Interaction Networks | infect-hyper | 113 | 2,199 | 4 | 38.92 | 4 | 0 | 3 |
| Interaction Networks | ia-radoslaw-email | 167 | 3,334 | 4 | 39.93 | 4 | 0 | 83 |
| Interaction Networks | infect-dublin | 410 | 2,843 | 4 | 13.87 | 4 | 0 | 78 |
| Animal Social Networks | insecta-ant-colony6-day01 | 164 | 10,731 | 41 | 130.87 | 41 | 0 | 0 |
| Animal Social Networks | aves-wildbird-network | 202 | 4,583 | 4 | 45.38 | 4 | 0 | 9 |
| Animal Social Networks | mammalia-dolphin-florida-overall | 291 | 3,258 | 4 | 22.39 | 4 | 0 | 76 |
| Miscellaneous | mycielskian7 | 95 | 755 | 6 | 15.89 | 6 | 0 | 0 |
| Miscellaneous | mycielskian8 | 191 | 2,360 | 7 | 24.71 | 7 | 0 | 0 |
| Miscellaneous | mycielskian9 | 383 | 7,271 | 8 | 37.97 | 8 | 0 | 0 |
| Miscellaneous | qc324 | 324 | 13,203 | 81 | 81.50 | 81 | 0 | 0 |
| Miscellaneous | ex2 | 441 | 13,199 | 19 | 59.86 | 27 | 0 | 0 |

C.2 Results for HCGP

Table 5 presents the distribution of instances for HCGP with $Q = 2$ (among the 252 instances solved in Section 6.3), cross-tabulated for the two methods. For example, 23 instances were inconclusive for the exact method and yet feasible (but suboptimal) for the heuristic.

Table 5: Cross-tabulated distribution of 252 instances for HCGP with $Q = 2$ based on solution outcomes for the two methods: optimal, feasible (and suboptimal), infeasible, or inconclusive.

| | | Exact method | | | |
|---------------------|--------------|--------------|----------|------------|--------------|
| | | Optimal | Feasible | Infeasible | Inconclusive |
| Heuristic method | Optimal | 9 | 0 | 0 | 0 |
| | Feasible | 187 | 9 | 0 | 23 |
| | Infeasible | 0 | 0 | 0 | 0 |
| | Inconclusive | 8 | 4 | 9 | 3 |

Tables 6, 7 and 8 present results for HCGP with $Q = 2$, $Q \in \{3, 4\}$, and $Q = 1$, respectively. Each table includes the optimal compactness value (OPT) and the corresponding computational time taken by the branch-and-cut method (OPT time) in seconds. An asterisk (*) or a double asterisk (**) in the OPT column indicates that the solver reached the time limit, thus representing the best known lower bound on the optimal solution. Furthermore, an asterisk denotes that a feasible solution was found by the solver, while a double asterisk indicates that no feasible solution was obtained within the given time limit. If the solver produced an infeasibility certificate for a particular instance, the OPT column displays “inf”. The computational times reported in these tables are rounded to the nearest first decimal place; an entry with “0.0” indicates a computational time less than 0.05 seconds.

In Table 6, the compactness objective of the solution obtained from the ear construction heuristic is reported in the $HEUR$ column. The $HEUR$ time column reports the time taken by the heuristic in seconds. If the heuristic terminated without a feasible solution within the time limit, the $HEUR$ column displays “N.S.”, abbreviating “no solution”. The approximation gap and the heuristic time ratio are defined in Section 6.3. The Approx. Gap column displays “N.A.” when either the exact method, the heuristic method, or both, terminated without a feasible solution. When the heuristic found an optimal solution, the Approx. Gap column displays “-”.

Table 6: Results for HCGP with $Q = 2$.

| Graph (G) | τ | K | OPT | OPT time (s) | $HEUR$ | $HEUR$ time (s) | Approx. Gap | Heur. time ratio |
|---------------|----------|-----|-------|-------------------|--------|--------------------|----------------|---------------------|
| Sioux Falls | ∞ | 2 | 2.79 | 0.1 | 2.83 | 0.0 | 0.01 | 12.4 |
| Sioux Falls | ∞ | 3 | 1.62 | 0.1 | 1.67 | 0.0 | 0.03 | 5.4 |
| Sioux Falls | ∞ | 4 | 1.33 | 0.0 | 1.46 | 0.1 | 0.10 | 0.3 |
| Sioux Falls | 0.1 | 2 | 2.79 | 0.3 | 2.83 | 0.0 | 0.01 | 15.9 |

Table 6: Results for HCGP with $Q = 2$ (continued).

| Graph (G) | τ | K | OPT | OPT time (s) | $HEUR$ | $HEUR$ time (s) | Approx. Gap | Heur. time ratio |
|------------------------------|----------|-----|---------|-------------------|--------|--------------------|----------------|---------------------|
| Sioux Falls | 0.1 | 3 | inf | 1.9 | N.S. | 3,600 | N.A. | 0.0 |
| Sioux Falls | 0.1 | 4 | inf | 0.7 | N.S. | 3,600 | N.A. | 0.0 |
| Berlin-Friedrichshain | ∞ | 2 | 21.22 | 7.2 | 22.83 | 0.5 | 0.08 | 13.4 |
| Berlin-Friedrichshain | ∞ | 3 | 15.09 | 8.1 | 18.00 | 6.1 | 0.19 | 1.3 |
| Berlin-Friedrichshain | ∞ | 4 | 10.42 | 12.9 | 11.99 | 0.6 | 0.15 | 21.2 |
| Berlin-Friedrichshain | 0.1 | 2 | 21.22 | 35.7 | 24.71 | 2.0 | 0.16 | 18.1 |
| Berlin-Friedrichshain | 0.1 | 3 | 15.39 | 25.9 | 17.33 | 317.3 | 0.13 | 0.1 |
| Berlin-Friedrichshain | 0.1 | 4 | 10.71 | 358.8 | 11.68 | 1,590.4 | 0.09 | 0.2 |
| Berlin-Prenzlauerberg-Center | ∞ | 2 | 28.51 | 11.0 | 34.48 | 1.0 | 0.21 | 11.6 |
| Berlin-Prenzlauerberg-Center | ∞ | 3 | 18.01 | 10.2 | 20.88 | 0.6 | 0.16 | 15.7 |
| Berlin-Prenzlauerberg-Center | ∞ | 4 | 12.74 | 29.0 | 20.41 | 1.1 | 0.60 | 26.0 |
| Berlin-Prenzlauerberg-Center | 0.1 | 2 | 28.51 | 123.9 | 35.09 | 104.3 | 0.23 | 1.2 |
| Berlin-Prenzlauerberg-Center | 0.1 | 3 | 18.33 | 66.1 | 20.22 | 71.6 | 0.10 | 0.9 |
| Berlin-Prenzlauerberg-Center | 0.1 | 4 | 12.74 | 85.4 | 16.70 | 817.6 | 0.31 | 0.1 |
| Berlin-Tiergarten | ∞ | 2 | 34.31 | 32.7 | 37.28 | 1.6 | 0.09 | 20.3 |
| Berlin-Tiergarten | ∞ | 3 | 22.36 | 43.3 | 29.09 | 1.2 | 0.30 | 35.9 |
| Berlin-Tiergarten | ∞ | 4 | 17.60 | 90.3 | 30.14 | 8.7 | 0.71 | 10.4 |
| Berlin-Tiergarten | 0.1 | 2 | 34.31 | 267.3 | N.S. | 3,600 | N.A. | 0.1 |
| Berlin-Tiergarten | 0.1 | 3 | 24.58* | 3,600 | N.S. | 3,600 | N.A. | 1 |
| Berlin-Tiergarten | 0.1 | 4 | 18.96** | 3,600 | N.S. | 3,600 | N.A. | 1 |
| Berlin-Mitte-Center | ∞ | 2 | 25.07 | 17.7 | 28.59 | 1.0 | 0.14 | 17.1 |
| Berlin-Mitte-Center | ∞ | 3 | 17.82 | 20.1 | 22.86 | 0.9 | 0.28 | 22.0 |
| Berlin-Mitte-Center | ∞ | 4 | 12.46 | 16.5 | 19.92 | 2.6 | 0.60 | 6.3 |
| Berlin-Mitte-Center | 0.1 | 2 | 25.45 | 93.0 | 36.89 | 10.5 | 0.45 | 8.9 |
| Berlin-Mitte-Center | 0.1 | 3 | 19.01 | 372.9 | 19.51 | 576.2 | 0.03 | 0.6 |
| Berlin-Mitte-Center | 0.1 | 4 | 13.39 | 465.6 | 14.76 | 1,973.5 | 0.10 | 0.2 |
| Anaheim | ∞ | 2 | 27.48 | 16.5 | 34.22 | 1.3 | 0.25 | 13.0 |
| Anaheim | ∞ | 3 | 18.69 | 31.8 | 24.56 | 1.0 | 0.31 | 31.9 |
| Anaheim | ∞ | 4 | 13.37 | 26.1 | 18.42 | 1.5 | 0.38 | 17.0 |
| Anaheim | 0.1 | 2 | 27.48 | 277.1 | 31.56 | 9.8 | 0.15 | 28.3 |
| Anaheim | 0.1 | 3 | 19.07 | 224.3 | 21.87 | 160.6 | 0.15 | 1.4 |
| Anaheim | 0.1 | 4 | 13.69 | 225.7 | N.S. | 3,600 | N.A. | 0.1 |
| Barcelona | ∞ | 2 | 57.11 | 711.6 | 68.73 | 11.8 | 0.20 | 60.2 |
| Barcelona | ∞ | 3 | 36.87 | 529.5 | 56.40 | 9.7 | 0.53 | 54.6 |
| Barcelona | ∞ | 4 | 28.76 | 671.0 | 42.77 | 22.4 | 0.49 | 30.0 |
| Barcelona | 0.1 | 2 | 0.0** | 3,600 | 92.52 | 87.5 | N.A. | 41.1 |
| Barcelona | 0.1 | 3 | 36.87 | 862.5 | 52.76 | 117.7 | 0.43 | 7.3 |
| Barcelona | 0.1 | 4 | 0.0** | 3,600 | 39.60 | 2,711.7 | N.A. | 1.3 |
| Chicago-Sketch | ∞ | 2 | 43.34 | 71.8 | 47.28 | 4.4 | 0.09 | 16.5 |
| Chicago-Sketch | ∞ | 3 | 28.66 | 53.2 | 42.83 | 6.4 | 0.49 | 8.3 |

Table 6: Results for HCGP with $Q = 2$ (continued).

| Graph (G) | τ | K | OPT | OPT time (s) | $HEUR$ | $HEUR$ time (s) | Approx. Gap | Heur. time ratio |
|----------------|----------|-----|---------|-------------------|--------|--------------------|----------------|---------------------|
| Chicago-Sketch | ∞ | 4 | 22.18 | 71.5 | 36.96 | 2.6 | 0.67 | 27.8 |
| Chicago-Sketch | 0.1 | 2 | 43.34 | 342.8 | 64.31 | 7.2 | 0.48 | 47.7 |
| Chicago-Sketch | 0.1 | 3 | 29.05 | 2,095.4 | 41.38 | 75.2 | 0.42 | 27.9 |
| Chicago-Sketch | 0.1 | 4 | 22.20 | 116.7 | 32.04 | 420.3 | 0.44 | 0.3 |
| Terrassa | ∞ | 2 | 84.07 | 302.9 | 128.22 | 39.5 | 0.53 | 7.7 |
| Terrassa | ∞ | 3 | 53.59 | 385.6 | 73.63 | 7.6 | 0.37 | 50.7 |
| Terrassa | ∞ | 4 | 39.5* | 3,600 | 50.66 | 11.3 | 0.28 | 318.1 |
| Terrassa | 0.1 | 2 | 84.07 | 508.0 | 112.25 | 51.9 | 0.34 | 9.8 |
| Terrassa | 0.1 | 3 | 0.0** | 3,600 | 57.79 | 31.6 | N.A. | 113.8 |
| Terrassa | 0.1 | 4 | 0.0** | 3,600 | 48.27 | 3,114.4 | N.A. | 1.2 |
| Rhode Island | ∞ | 2 | 13.05 | 14.2 | 13.42 | 1.6 | 0.03 | 9.1 |
| Rhode Island | ∞ | 3 | 8.40 | 9.4 | 9.64 | 1.5 | 0.15 | 6.1 |
| Rhode Island | ∞ | 4 | 6.29 | 12.4 | 14.87 | 3.3 | 1.36 | 3.8 |
| Rhode Island | 0.1 | 2 | 13.08 | 54.1 | 14.15 | 4.8 | 0.08 | 11.3 |
| Rhode Island | 0.1 | 3 | 8.64 | 84.6 | 9.99 | 28.2 | 0.16 | 3.0 |
| Rhode Island | 0.1 | 4 | 6.31 | 112.2 | 8.65 | 47.4 | 0.37 | 2.4 |
| New Hampshire | ∞ | 2 | 20.18 | 30.4 | 23.63 | 9.9 | 0.17 | 3.1 |
| New Hampshire | ∞ | 3 | 12.93 | 28.2 | 13.33 | 6.0 | 0.03 | 4.7 |
| New Hampshire | ∞ | 4 | 9.97 | 22.3 | 12.30 | 5.6 | 0.23 | 4.0 |
| New Hampshire | 0.1 | 2 | 20.42 | 200.4 | 23.46 | 10.3 | 0.15 | 19.4 |
| New Hampshire | 0.1 | 3 | 13.04 | 1,074.9 | 15.33 | 9.1 | 0.18 | 118.4 |
| New Hampshire | 0.1 | 4 | 9.97 | 917.4 | 11.68 | 21.8 | 0.17 | 42.1 |
| Maine | ∞ | 2 | 17.36 | 37.9 | 21.98 | 8.0 | 0.27 | 4.7 |
| Maine | ∞ | 3 | 13.30 | 120.4 | 15.82 | 5.9 | 0.19 | 20.3 |
| Maine | ∞ | 4 | 10.19 | 80.2 | 12.26 | 16.8 | 0.20 | 4.8 |
| Maine | 0.1 | 2 | 17.64 | 795.6 | 18.98 | 10.9 | 0.08 | 73.1 |
| Maine | 0.1 | 3 | 13.82** | 3,600 | 14.72 | 36.4 | N.A. | 99.0 |
| Maine | 0.1 | 4 | 10.24 | 3,255 | 14.23 | 69.2 | 0.39 | 47.1 |
| Idaho | ∞ | 2 | 19.95 | 53.7 | 22.43 | 12.6 | 0.12 | 4.3 |
| Idaho | ∞ | 3 | 12.94 | 89.3 | 19.55 | 3.2 | 0.51 | 27.9 |
| Idaho | ∞ | 4 | 9.84 | 42.0 | 14.59 | 4.2 | 0.48 | 10.0 |
| Idaho | 0.1 | 2 | 20.96 | 443.0 | N.S. | 3,600 | N.A. | 0.1 |
| Idaho | 0.1 | 3 | 14.55** | 3,600 | 16.52 | 48.9 | N.A. | 73.6 |
| Idaho | 0.1 | 4 | 10.26** | 3,600 | N.S. | 3,600 | N.A. | 1 |
| West Virginia | ∞ | 2 | 25.31 | 53.1 | 28.59 | 6.3 | 0.13 | 8.4 |
| West Virginia | ∞ | 3 | 16.94 | 59.8 | 23.11 | 6.4 | 0.36 | 9.3 |
| West Virginia | ∞ | 4 | 11.84 | 44.3 | 12.88 | 10.2 | 0.09 | 4.3 |
| West Virginia | 0.1 | 2 | 25.37 | 784.1 | 26.06 | 11.1 | 0.03 | 70.6 |
| West Virginia | 0.1 | 3 | 17.00 | 196.4 | 20.57 | 18.6 | 0.21 | 10.6 |
| West Virginia | 0.1 | 4 | 12.08 | 280.6 | 16.02 | 26.2 | 0.33 | 10.7 |

Table 6: Results for HCGP with $Q = 2$ (continued).

| Graph (G) | τ | K | OPT | OPT time (s) | $HEUR$ | $HEUR$ time (s) | Approx. Gap | Heur. time ratio |
|---------------|----------|-----|---------|-------------------|--------|--------------------|----------------|---------------------|
| Nebraska | ∞ | 2 | 22.06 | 66.4 | 28.86 | 9.6 | 0.31 | 6.9 |
| Nebraska | ∞ | 3 | 14.78 | 73.1 | 19.12 | 4.1 | 0.29 | 17.6 |
| Nebraska | ∞ | 4 | 11.57 | 53.3 | 17.46 | 5.8 | 0.51 | 9.1 |
| Nebraska | 0.1 | 2 | 26.33** | 3,600 | 28.83 | 15.7 | N.A. | 229.7 |
| Nebraska | 0.1 | 3 | 15.67 | 854.3 | 19.63 | 121.2 | 0.25 | 7.0 |
| Nebraska | 0.1 | 4 | 11.90 | 3,239.6 | 15.91 | 88.5 | 0.34 | 36.6 |
| New Mexico | ∞ | 2 | 17.25 | 80.9 | 23.99 | 22.3 | 0.39 | 3.6 |
| New Mexico | ∞ | 3 | 12.92 | 101.6 | 15.68 | 14.2 | 0.21 | 7.2 |
| New Mexico | ∞ | 4 | 11.16 | 126.0 | 14.07 | 8.5 | 0.26 | 14.8 |
| New Mexico | 0.1 | 2 | 0.0** | 3,600 | 19.69 | 39.8 | N.A. | 90.5 |
| New Mexico | 0.1 | 3 | 13.05 | 627.4 | 15.99 | 343.2 | 0.23 | 1.8 |
| New Mexico | 0.1 | 4 | 11.65** | 3,600 | N.S. | 3,600 | N.A. | 1 |
| Utah | ∞ | 2 | 17.50 | 161.2 | 22.73 | 20.7 | 0.30 | 7.8 |
| Utah | ∞ | 3 | 14.52 | 2,778.0 | 19.70 | 24.0 | 0.36 | 115.7 |
| Utah | ∞ | 4 | 11.73 | 1,758.3 | 15.51 | 18.5 | 0.32 | 95.0 |
| Utah | 0.1 | 2 | 17.50 | 1,255.3 | 23.14 | 25.5 | 0.32 | 49.3 |
| Utah | 0.1 | 3 | 15.36** | 3,600 | 20.67 | 553.2 | N.A. | 6.5 |
| Utah | 0.1 | 4 | 12.85** | 3,600 | 16.34 | 31.0 | N.A. | 116.1 |
| Arkansas | ∞ | 2 | 35.28 | 263.2 | 37.41 | 34.5 | 0.06 | 7.6 |
| Arkansas | ∞ | 3 | 23.86 | 274.7 | 30.07 | 19.1 | 0.26 | 14.3 |
| Arkansas | ∞ | 4 | 17.83 | 227.5 | 25.93 | 29.7 | 0.45 | 7.6 |
| Arkansas | 0.1 | 2 | 35.28** | 3,600 | 47.48 | 117.9 | N.A. | 30.5 |
| Arkansas | 0.1 | 3 | 24.03** | 3,600 | 25.49 | 232.6 | N.A. | 15.5 |
| Arkansas | 0.1 | 4 | 0.0** | 3,600 | 20.77 | 112.1 | N.A. | 32.1 |
| Nevada | ∞ | 2 | 23.23 | 1,000.6 | 31.77 | 12.7 | 0.37 | 79.0 |
| Nevada | ∞ | 3 | 16.15 | 255.4 | 30.32 | 17.0 | 0.88 | 15.0 |
| Nevada | ∞ | 4 | 13.45 | 393.4 | 27.27 | 14.9 | 1.03 | 26.5 |
| Nevada | 0.1 | 2 | 0.0** | 3,600 | 32.98 | 34.4 | N.A. | 104.8 |
| Nevada | 0.1 | 3 | 17.79** | 3,600 | 25.83 | 112.4 | N.A. | 32.0 |
| Nevada | 0.1 | 4 | 13.69** | 3,600 | 19.41 | 134.5 | N.A. | 26.8 |
| Mississippi | ∞ | 2 | 39.38 | 225.3 | 43.92 | 16.9 | 0.12 | 13.4 |
| Mississippi | ∞ | 3 | 25.23 | 251.1 | 39.94 | 15.7 | 0.58 | 16.0 |
| Mississippi | ∞ | 4 | 20.85 | 750.2 | 24.69 | 19.1 | 0.18 | 39.3 |
| Mississippi | 0.1 | 2 | 0.0** | 3,600 | 41.04 | 234.7 | N.A. | 15.3 |
| Mississippi | 0.1 | 3 | 0.0** | 3,600 | 26.28 | 57.9 | N.A. | 62.1 |
| Mississippi | 0.1 | 4 | 0.0** | 3,600 | 23.92 | 103.3 | N.A. | 34.8 |
| Iowa | ∞ | 2 | 33.21 | 258.6 | 37.52 | 35.1 | 0.13 | 7.4 |
| Iowa | ∞ | 3 | 24.38 | 219.3 | 36.51 | 51.9 | 0.50 | 4.2 |
| Iowa | ∞ | 4 | 19.56 | 648.9 | 27.43 | 31.1 | 0.40 | 20.8 |
| Iowa | 0.1 | 2 | 0.0** | 3,600 | 40.25 | 344.6 | N.A. | 10.4 |

Table 6: Results for HCGP with $Q = 2$ (continued).

| Graph (G) | τ | K | OPT | OPT time (s) | $HEUR$ | $HEUR$ time (s) | Approx. Gap | Heur. time ratio |
|---------------|----------|-----|-------|-------------------|--------|--------------------|----------------|---------------------|
| Iowa | 0.1 | 3 | 0.0** | 3,600 | 28.79 | 150.6 | N.A. | 23.9 |
| Iowa | 0.1 | 4 | 0.0** | 3,600 | 23.10 | 2,319.6 | N.A. | 1.6 |
| IEEE300Bus | ∞ | 2 | 6.04 | 110.1 | 6.55 | 1,118.7 | 0.08 | 0.1 |
| IEEE300Bus | ∞ | 3 | 5.86 | 94.5 | N.S. | 3,600 | N.A. | 0.0 |
| IEEE300Bus | ∞ | 4 | 5.83 | 115.0 | N.S. | 3,600 | N.A. | 0.0 |
| IEEE300Bus | 0.1 | 2 | inf | 6.1 | N.S. | 3,600 | N.A. | 0.0 |
| IEEE300Bus | 0.1 | 3 | inf | 5.0 | N.S. | 3,600 | N.A. | 0.0 |
| IEEE300Bus | 0.1 | 4 | inf | 4.5 | N.S. | 3,600 | N.A. | 0.0 |
| power-494-bus | ∞ | 2 | 6.55 | 598.3 | N.S. | 3,600 | N.A. | 0.2 |
| power-494-bus | ∞ | 3 | 6.43 | 635.2 | N.S. | 3,600 | N.A. | 0.2 |
| power-494-bus | ∞ | 4 | inf | 2,560.6 | N.S. | 3,600 | N.A. | 0.7 |
| power-494-bus | 0.1 | 2 | inf | 86.6 | N.S. | 3,600 | N.A. | 0.0 |
| power-494-bus | 0.1 | 3 | inf | 82.8 | N.S. | 3,600 | N.A. | 0.0 |
| power-494-bus | 0.1 | 4 | inf | 79.3 | N.S. | 3,600 | N.A. | 0.0 |
| 3980 | ∞ | 2 | 1.48 | 0.2 | 1.88 | 0.2 | 0.27 | 0.9 |
| 3980 | ∞ | 3 | 1.17 | 0.8 | 1.46 | 0.2 | 0.25 | 5.1 |
| 3980 | ∞ | 4 | 1.04 | 0.5 | 1.50 | 0.2 | 0.44 | 2.7 |
| 3980 | 0.1 | 2 | 1.48 | 0.2 | 1.94 | 4.5 | 0.31 | 0.0 |
| 3980 | 0.1 | 3 | 1.35 | 1.9 | 2.23 | 17.8 | 0.65 | 0.1 |
| 3980 | 0.1 | 4 | 1.15 | 1.4 | N.S. | 3,600 | N.A. | 0.0 |
| 698 | ∞ | 2 | 1.80 | 0.9 | 1.85 | 0.4 | 0.03 | 2.4 |
| 698 | ∞ | 3 | 1.49 | 1.1 | 1.84 | 0.5 | 0.23 | 2.0 |
| 698 | ∞ | 4 | 1.23 | 0.6 | 1.57 | 0.4 | 0.28 | 1.5 |
| 698 | 0.1 | 2 | 1.80 | 0.8 | 1.90 | 0.6 | 0.06 | 1.3 |
| 698 | 0.1 | 3 | 1.64 | 5.4 | 2.46 | 13.8 | 0.50 | 0.4 |
| 698 | 0.1 | 4 | 1.43 | 3.9 | 1.52 | 123.5 | 0.06 | 0.0 |
| 414 | ∞ | 2 | 1.89 | 6.5 | 2.52 | 13.5 | 0.33 | 0.5 |
| 414 | ∞ | 3 | 1.42 | 7.3 | 2.19 | 7.8 | 0.54 | 0.9 |
| 414 | ∞ | 4 | 1.25 | 15.4 | 1.53 | 7.2 | 0.22 | 2.1 |
| 414 | 0.1 | 2 | 2.21 | 18.5 | 2.35 | 11.5 | 0.06 | 1.6 |
| 414 | 0.1 | 3 | 1.68 | 17.0 | 2.02 | 10.2 | 0.20 | 1.7 |
| 414 | 0.1 | 4 | 1.43 | 99.4 | 1.63 | 26.6 | 0.14 | 3.7 |
| 686 | ∞ | 2 | 2.17 | 7.9 | 2.35 | 12.2 | 0.08 | 0.6 |
| 686 | ∞ | 3 | 1.86 | 20.4 | 2.45 | 10.0 | 0.32 | 2.0 |
| 686 | ∞ | 4 | 1.57 | 11.7 | 2.29 | 8.1 | 0.46 | 1.5 |
| 686 | 0.1 | 2 | 2.17 | 14.6 | 2.46 | 18.1 | 0.13 | 0.8 |
| 686 | 0.1 | 3 | 1.86 | 45.3 | 2.72 | 15.2 | 0.46 | 3.0 |
| 686 | 0.1 | 4 | 1.67 | 83.4 | 2.09 | 32.0 | 0.25 | 2.6 |
| 348 | ∞ | 2 | 2.25 | 39.8 | 2.42 | 33.9 | 0.08 | 1.2 |
| 348 | ∞ | 3 | 1.76 | 14.5 | 2.37 | 24.5 | 0.35 | 0.6 |

Table 6: Results for HCGP with $Q = 2$ (continued).

| Graph (G) | τ | K | OPT | OPT time (s) | $HEUR$ | $HEUR$ time (s) | Approx. Gap | Heur. time ratio |
|-------------------------|----------|-----|--------|-------------------|--------|--------------------|----------------|---------------------|
| 348 | ∞ | 4 | 1.58 | 24.1 | 2.15 | 36.9 | 0.36 | 0.7 |
| 348 | 0.1 | 2 | 2.25 | 117.9 | 2.42 | 46.8 | 0.08 | 2.5 |
| 348 | 0.1 | 3 | 1.76 | 212.2 | 2.42 | 72.2 | 0.38 | 2.9 |
| 348 | 0.1 | 4 | 1.58 | 280.9 | 2.55 | 72.8 | 0.61 | 3.9 |
| 3437 | ∞ | 2 | 4.34 | 229.0 | 5.60 | 62.6 | 0.29 | 3.7 |
| 3437 | ∞ | 3 | 3.40 | 353.1 | 5.20 | 72.8 | 0.53 | 4.9 |
| 3437 | ∞ | 4 | 2.85** | 3,600 | 4.23 | 62.1 | N.A. | 58.0 |
| 3437 | 0.1 | 2 | 4.34 | 272.7 | 5.22 | 50.1 | 0.20 | 5.4 |
| 3437 | 0.1 | 3 | 3.40 | 346.6 | 4.89 | 164.9 | 0.44 | 2.1 |
| 3437 | 0.1 | 4 | 2.87* | 3,600 | 4.68 | 638.9 | 0.63 | 5.6 |
| hospital-ward-proximity | ∞ | 2 | 1.13 | 1.7 | 1.25 | 3.4 | 0.11 | 0.5 |
| hospital-ward-proximity | ∞ | 3 | 1.00 | 1.9 | 1.28 | 2.9 | 0.28 | 0.7 |
| hospital-ward-proximity | ∞ | 4 | 0.95 | 1.2 | 1.27 | 2.6 | 0.34 | 0.4 |
| hospital-ward-proximity | 0.1 | 2 | 1.13 | 1.9 | 1.25 | 5.7 | 0.11 | 0.3 |
| hospital-ward-proximity | 0.1 | 3 | 1.00 | 5.1 | 1.16 | 6.1 | 0.16 | 0.8 |
| hospital-ward-proximity | 0.1 | 4 | 0.95 | 3.3 | 1.23 | 5.1 | 0.29 | 0.6 |
| ia-workplace-contacts | ∞ | 2 | 1.73 | 0.8 | 2.02 | 1.8 | 0.17 | 0.4 |
| ia-workplace-contacts | ∞ | 3 | 1.29 | 0.8 | 2.01 | 1.2 | 0.56 | 0.7 |
| ia-workplace-contacts | ∞ | 4 | 1.15 | 1.2 | 2.04 | 1.6 | 0.77 | 0.7 |
| ia-workplace-contacts | 0.1 | 2 | 1.73 | 1.3 | 2.21 | 2.7 | 0.28 | 0.5 |
| ia-workplace-contacts | 0.1 | 3 | 1.29 | 1.1 | 2.21 | 2.4 | 0.71 | 0.5 |
| ia-workplace-contacts | 0.1 | 4 | 1.15 | 1.5 | 2.32 | 4.7 | 1.02 | 0.3 |
| infect-hyper | ∞ | 2 | 1.06 | 2.7 | 1.27 | 12.0 | 0.20 | 0.2 |
| infect-hyper | ∞ | 3 | 0.97 | 6.0 | 1.32 | 9.7 | 0.36 | 0.6 |
| infect-hyper | ∞ | 4 | 0.96 | 5.3 | 1.20 | 10.2 | 0.25 | 0.5 |
| infect-hyper | 0.1 | 2 | 1.06 | 16.3 | 1.30 | 23.8 | 0.23 | 0.7 |
| infect-hyper | 0.1 | 3 | 0.97 | 4.3 | 1.13 | 21.1 | 0.16 | 0.2 |
| infect-hyper | 0.1 | 4 | 0.96 | 7.7 | 1.34 | 12.3 | 0.40 | 0.6 |
| ia-radoslaw-email | ∞ | 2 | 0.99 | 10.0 | 1.04 | 26.6 | 0.05 | 0.4 |
| ia-radoslaw-email | ∞ | 3 | 0.98 | 4.9 | 1.05 | 22.8 | 0.07 | 0.2 |
| ia-radoslaw-email | ∞ | 4 | 0.98 | 6.1 | 1.12 | 18.9 | 0.14 | 0.3 |
| ia-radoslaw-email | 0.1 | 2 | 0.99 | 11.4 | 1.04 | 45.2 | 0.05 | 0.3 |
| ia-radoslaw-email | 0.1 | 3 | 0.98 | 8.8 | 1.16 | 32.7 | 0.18 | 0.3 |
| ia-radoslaw-email | 0.1 | 4 | 0.98 | 19.7 | 1.21 | 36.1 | 0.23 | 0.5 |
| infect-dublin | ∞ | 2 | 3.75 | 82.2 | 5.70 | 22.1 | 0.52 | 3.7 |
| infect-dublin | ∞ | 3 | 3.19 | 49.5 | 3.69 | 11.8 | 0.16 | 4.2 |
| infect-dublin | ∞ | 4 | 2.84 | 60.7 | 3.73 | 15.4 | 0.31 | 3.9 |
| infect-dublin | 0.1 | 2 | 3.79 | 84.1 | 5.70 | 45.2 | 0.50 | 1.9 |
| infect-dublin | 0.1 | 3 | 3.19 | 174.8 | 5.21 | 122.2 | 0.63 | 1.4 |
| infect-dublin | 0.1 | 4 | 2.84 | 111.8 | 4.09 | 222.7 | 0.44 | 0.5 |

Table 6: Results for HCGP with $Q = 2$ (continued).

| Graph (G) | τ | K | OPT | OPT time (s) | $HEUR$ | $HEUR$ time (s) | Approx. Gap | Heur. time ratio |
|----------------------------------|----------|-----|-------|-------------------|--------|--------------------|----------------|---------------------|
| insecta-ant-colony6-day01 | ∞ | 2 | 0.99 | 33.6 | 0.99 | 179.4 | - | 0.2 |
| insecta-ant-colony6-day01 | ∞ | 3 | 0.98 | 21.4 | 0.98 | 145.2 | - | 0.1 |
| insecta-ant-colony6-day01 | ∞ | 4 | 0.98 | 27.8 | 0.98 | 117.4 | - | 0.2 |
| insecta-ant-colony6-day01 | 0.1 | 2 | 0.99 | 44.6 | 0.99 | 291.7 | - | 0.2 |
| insecta-ant-colony6-day01 | 0.1 | 3 | 0.98 | 32.0 | 0.98 | 244.1 | - | 0.1 |
| insecta-ant-colony6-day01 | 0.1 | 4 | 0.98 | 20.6 | 0.98 | 192.0 | - | 0.1 |
| aves-wildbird-network | ∞ | 2 | 1.55 | 19.5 | 1.78 | 47.8 | 0.15 | 0.4 |
| aves-wildbird-network | ∞ | 3 | 1.34 | 251.8 | 1.46 | 60.2 | 0.09 | 4.2 |
| aves-wildbird-network | ∞ | 4 | 1.14 | 24.0 | 1.56 | 64.2 | 0.37 | 0.4 |
| aves-wildbird-network | 0.1 | 2 | 1.60 | 33.2 | 1.81 | 102.3 | 0.13 | 0.3 |
| aves-wildbird-network | 0.1 | 3 | 1.34 | 30.1 | 1.50 | 75.2 | 0.12 | 0.4 |
| aves-wildbird-network | 0.1 | 4 | 1.14 | 63.3 | 1.53 | 315.4 | 0.34 | 0.2 |
| mammalia-dolphin-florida-overall | ∞ | 2 | 2.46 | 47.5 | 2.74 | 38.6 | 0.11 | 1.2 |
| mammalia-dolphin-florida-overall | ∞ | 3 | 2.06 | 45.4 | 3.03 | 36.2 | 0.47 | 1.3 |
| mammalia-dolphin-florida-overall | ∞ | 4 | 1.83 | 56.2 | 2.66 | 33.4 | 0.45 | 1.7 |
| mammalia-dolphin-florida-overall | 0.1 | 2 | 2.46 | 53.1 | 2.82 | 53.2 | 0.15 | 1.0 |
| mammalia-dolphin-florida-overall | 0.1 | 3 | 2.06 | 980.3 | 2.95 | 63.6 | 0.43 | 15.4 |
| mammalia-dolphin-florida-overall | 0.1 | 4 | 1.83 | 80.1 | 2.62 | 110.3 | 0.43 | 0.7 |
| mycielskian7 | ∞ | 2 | 1.74 | 8.8 | 2.12 | 0.3 | 0.22 | 33.9 |
| mycielskian7 | ∞ | 3 | 1.38 | 53.6 | 2.23 | 0.2 | 0.62 | 290.8 |
| mycielskian7 | ∞ | 4 | 1.24 | 263.9 | 2.19 | 0.2 | 0.77 | 1,688.5 |
| mycielskian7 | 0.1 | 2 | 1.74 | 18.6 | 2.12 | 0.4 | 0.22 | 47.3 |
| mycielskian7 | 0.1 | 3 | 1.38 | 78.1 | 2.33 | 18.1 | 0.69 | 4.3 |
| mycielskian7 | 0.1 | 4 | 1.22* | 3,600 | N.S. | 3,600 | N.A. | 1 |
| mycielskian8 | ∞ | 2 | 1.74 | 232.9 | 2.28 | 1.3 | 0.31 | 180.6 |
| mycielskian8 | ∞ | 3 | 1.38 | 680.3 | 2.46 | 0.8 | 0.78 | 859.1 |
| mycielskian8 | ∞ | 4 | 1.07* | 3,600 | 2.24 | 0.7 | 1.09 | 5,187.1 |
| mycielskian8 | 0.1 | 2 | 1.74 | 363.0 | 2.15 | 5.7 | 0.24 | 63.2 |
| mycielskian8 | 0.1 | 3 | 1.38 | 1,547.9 | 2.35 | 130.7 | 0.70 | 11.8 |
| mycielskian8 | 0.1 | 4 | 1.14* | 3,600 | N.S. | 3,600 | N.A. | 1 |
| mycielskian9 | ∞ | 2 | 1.75 | 611.9 | 2.24 | 6.4 | 0.28 | 96.0 |
| mycielskian9 | ∞ | 3 | 1.19* | 3,600 | 2.43 | 3.9 | 1.04 | 916.5 |
| mycielskian9 | ∞ | 4 | 1.04* | 3,600 | 2.36 | 3.5 | 1.27 | 1,036.6 |
| mycielskian9 | 0.1 | 2 | 1.75 | 1,701.8 | 2.79 | 293.4 | 0.59 | 5.8 |
| mycielskian9 | 0.1 | 3 | 1.18* | 3,600 | 2.46 | 97.4 | 1.08 | 37.0 |
| mycielskian9 | 0.1 | 4 | 1.05* | 3,600 | N.S. | 3,600 | N.A. | 1 |
| qc324 | ∞ | 2 | 2.47 | 856.0 | 2.48 | 162.0 | 0.00 | 5.3 |
| qc324 | ∞ | 3 | 1.7* | 3,600 | 1.97 | 143.6 | 0.16 | 25.1 |
| qc324 | ∞ | 4 | 0.99 | 37.9 | 0.99 | 213.6 | - | 0.2 |
| qc324 | 0.1 | 2 | 2.46* | 3,600 | 2.48 | 271.5 | 0.01 | 13.3 |

Table 6: Results for HCGP with $Q = 2$ (continued).

| Graph (G) | τ | K | OPT | OPT time (s) | $HEUR$ | $HEUR$ time (s) | Approx. Gap | Heur. time ratio |
|---------------|----------|-----|-------|-------------------|--------|--------------------|----------------|---------------------|
| qc324 | 0.1 | 3 | 1.7* | 3,600 | 1.95 | 420.2 | 0.15 | 8.6 |
| qc324 | 0.1 | 4 | 0.99 | 745.9 | 0.99 | 398.9 | - | 1.9 |
| ex2 | ∞ | 2 | 2.33 | 88.4 | 2.36 | 173.5 | 0.01 | 0.5 |
| ex2 | ∞ | 3 | 1.85 | 125.6 | 1.88 | 292.3 | 0.02 | 0.4 |
| ex2 | ∞ | 4 | 1.51 | 53.2 | 1.51 | 287.6 | - | 0.2 |
| ex2 | 0.1 | 2 | 2.33 | 499.7 | 2.36 | 278.6 | 0.01 | 1.8 |
| ex2 | 0.1 | 3 | 1.85 | 916.1 | 2.11 | 366.3 | 0.14 | 2.5 |
| ex2 | 0.1 | 4 | 1.51 | 61.6 | 1.86 | 424.0 | 0.23 | 0.1 |

In Table 7, the column “Callback time” reports the total time spent in the callbacks, measured in seconds. When the branch-and-cut method does not enter any callback, this column reports a “-”. Further, the “Conn.” column reports the individual connectivities of the K parts.

Table 7: Results for HCGP with $Q \in \{3, 4\}$.

| Graph (G) | Q | τ | K | OPT | OPT time (s) | Callback time (s) | Conn. |
|---------------|-----|----------|-----|--------|-------------------|----------------------|---------|
| 3980 | 3 | ∞ | 2 | 1.60 | 1.5 | 0.8 | 3,3 |
| 3980 | 3 | ∞ | 3 | 1.46 | 3.2 | 0.8 | 3,3,3 |
| 3980 | 3 | ∞ | 4 | 1.33 | 2.2 | 0.3 | 3,3,3,3 |
| 3980 | 3 | 0.1 | 2 | 2.19 | 12.6 | 3.6 | 3,3 |
| 3980 | 3 | 0.1 | 3 | inf | 83.3 | - | N.A. |
| 3980 | 3 | 0.1 | 4 | inf | 77.5 | - | N.A. |
| 3980 | 4 | ∞ | 2 | inf | 0.1 | - | N.A. |
| 3980 | 4 | ∞ | 3 | inf | 0.1 | - | N.A. |
| 3980 | 4 | ∞ | 4 | inf | 0.1 | - | N.A. |
| 3980 | 4 | 0.1 | 2 | inf | 0.1 | - | N.A. |
| 3980 | 4 | 0.1 | 3 | inf | 0.1 | - | N.A. |
| 3980 | 4 | 0.1 | 4 | inf | 0.1 | - | N.A. |
| 698 | 3 | ∞ | 2 | 1.80 | 0.8 | 0.5 | 3,3 |
| 698 | 3 | ∞ | 3 | 1.54 | 0.7 | 0.4 | 3,3,3 |
| 698 | 3 | ∞ | 4 | 1.28 | 0.4 | 0.1 | 3,3,6,3 |
| 698 | 3 | 0.1 | 2 | 1.80 | 0.7 | 0.4 | 3,3 |
| 698 | 3 | 0.1 | 3 | 2.49** | 3,600 | 18.9 | N.A. |
| 698 | 3 | 0.1 | 4 | 2.23** | 3,600 | 13.4 | N.A. |
| 698 | 4 | ∞ | 2 | 2.25 | 3.2 | 1.2 | 4,4 |
| 698 | 4 | ∞ | 3 | 1.84 | 1.6 | 0.3 | 4,5,4 |
| 698 | 4 | ∞ | 4 | 1.82 | 1.5 | 0.2 | 4,4,4,4 |

Table 7: Results for HCGP with $Q \in \{3, 4\}$ (continued).

| Graph (G) | Q | τ | K | OPT | OPT time (s) | Callback time (s) | Conn. |
|---------------|-----|----------|-----|--------|-------------------|----------------------|----------|
| 698 | 4 | 0.1 | 2 | inf | 671.9 | 40.2 | N.A. |
| 698 | 4 | 0.1 | 3 | 4.25** | 3,600 | 27.7 | N.A. |
| 698 | 4 | 0.1 | 4 | 2.89** | 3,600 | 28.9 | N.A. |
| 414 | 3 | ∞ | 2 | 1.91 | 6.5 | 2.2 | 3,4 |
| 414 | 3 | ∞ | 3 | 1.44 | 10.1 | 3.4 | 11,3,4 |
| 414 | 3 | ∞ | 4 | 1.27 | 17.7 | 11.3 | 11,3,3,4 |
| 414 | 3 | 0.1 | 2 | 2.29 | 21.0 | 4.1 | 3,3 |
| 414 | 3 | 0.1 | 3 | 1.74 | 42.3 | 5.6 | 3,3,4 |
| 414 | 3 | 0.1 | 4 | 1.57 | 1,517.4 | 79.4 | 3,3,3,3 |
| 414 | 4 | ∞ | 2 | 2.02 | 18.8 | 4.5 | 4,4 |
| 414 | 4 | ∞ | 3 | 1.55 | 18.2 | 3.7 | 11,4,4 |
| 414 | 4 | ∞ | 4 | 1.45 | 48.9 | 4.0 | 11,4,4,4 |
| 414 | 4 | 0.1 | 2 | 2.53 | 21.3 | 2.7 | 4,4 |
| 414 | 4 | 0.1 | 3 | 2.71** | 3,600 | 536.1 | N.A. |
| 414 | 4 | 0.1 | 4 | 2.12** | 3,600 | 282.3 | N.A. |
| 686 | 3 | ∞ | 2 | 2.22 | 13.4 | 4.3 | 3,3 |
| 686 | 3 | ∞ | 3 | 1.91 | 25.9 | 5.5 | 3,3,3 |
| 686 | 3 | ∞ | 4 | 1.67 | 32.8 | 3.2 | 3,3,3,3 |
| 686 | 3 | 0.1 | 2 | 2.22 | 18.4 | 1.9 | 3,3 |
| 686 | 3 | 0.1 | 3 | 1.95 | 54.9 | 3.8 | 4,3,3 |
| 686 | 3 | 0.1 | 4 | 1.77 | 205.3 | 3.9 | 3,3,3,3 |
| 686 | 4 | ∞ | 2 | 2.43 | 85.1 | 10.0 | 4,4 |
| 686 | 4 | ∞ | 3 | 2.14 | 157.3 | 2.7 | 4,4,4 |
| 686 | 4 | ∞ | 4 | 1.97 | 212.6 | 3.5 | 4,4,4,4 |
| 686 | 4 | 0.1 | 2 | 2.43 | 49.8 | 6.5 | 4,4 |
| 686 | 4 | 0.1 | 3 | inf | 1.9 | - | N.A. |
| 686 | 4 | 0.1 | 4 | inf | 1.8 | - | N.A. |
| 348 | 3 | ∞ | 2 | 2.29 | 35.6 | 11.8 | 3,3 |
| 348 | 3 | ∞ | 3 | 1.80 | 26.7 | 8.2 | 3,3,3 |
| 348 | 3 | ∞ | 4 | 1.64 | 40.5 | 9.2 | 3,3,3,3 |
| 348 | 3 | 0.1 | 2 | 2.29 | 131.2 | 11.8 | 3,3 |
| 348 | 3 | 0.1 | 3 | 1.80 | 365.4 | 3.7 | 3,3,3 |
| 348 | 3 | 0.1 | 4 | 1.64 | 129.6 | 6.2 | 3,3,3,3 |
| 348 | 4 | ∞ | 2 | 2.37 | 87.6 | 30.6 | 4,4 |
| 348 | 4 | ∞ | 3 | 2.01 | 189.6 | 29.7 | 4,4,4 |
| 348 | 4 | ∞ | 4 | 1.81 | 272.8 | 9.6 | 4,4,4,4 |
| 348 | 4 | 0.1 | 2 | 2.37 | 395.8 | 5.1 | 4,4 |
| 348 | 4 | 0.1 | 3 | 2.01 | 182.1 | 4.4 | 4,4,4 |
| 348 | 4 | 0.1 | 4 | inf | 5.0 | - | N.A. |
| 3437 | 3 | ∞ | 2 | 4.37 | 287.4 | 67.5 | 3,3 |

Table 7: Results for HCGP with $Q \in \{3, 4\}$ (continued).

| Graph (G) | Q | τ | K | OPT | OPT time (s) | Callback time (s) | Conn. |
|-------------------------|-----|----------|-----|--------|-------------------|----------------------|---------|
| 3437 | 3 | ∞ | 3 | 3.5* | 3,600 | 339.8 | 3,3,3 |
| 3437 | 3 | ∞ | 4 | 3.04** | 3,600 | 133.6 | N.A. |
| 3437 | 3 | 0.1 | 2 | 4.37 | 323.6 | 54.2 | 3,3 |
| 3437 | 3 | 0.1 | 3 | 3.49** | 3,600 | 65.6 | N.A. |
| 3437 | 3 | 0.1 | 4 | 3.05** | 3,600 | 93.8 | N.A. |
| 3437 | 4 | ∞ | 2 | 4.52** | 3,600 | 102.3 | N.A. |
| 3437 | 4 | ∞ | 3 | 3.84** | 3,600 | 7.6 | N.A. |
| 3437 | 4 | ∞ | 4 | 3.75** | 3,600 | 29.1 | N.A. |
| 3437 | 4 | 0.1 | 2 | 4.72 | 353.5 | 48.4 | 4,4 |
| 3437 | 4 | 0.1 | 3 | inf | 50.1 | - | N.A. |
| 3437 | 4 | 0.1 | 4 | inf | 44.3 | - | N.A. |
| hospital-ward-proximity | 3 | ∞ | 2 | 1.13 | 1.9 | 1.0 | 5,3 |
| hospital-ward-proximity | 3 | ∞ | 3 | 1.00 | 4.1 | 1.1 | 4,5,3 |
| hospital-ward-proximity | 3 | ∞ | 4 | 0.95 | 0.6 | 0.2 | 3,4,3,3 |
| hospital-ward-proximity | 3 | 0.1 | 2 | 1.13 | 1.8 | 0.5 | 4,3 |
| hospital-ward-proximity | 3 | 0.1 | 3 | 1.00 | 3.2 | 0.3 | 3,3,3 |
| hospital-ward-proximity | 3 | 0.1 | 4 | 0.95 | 0.9 | 0.1 | 3,3,3,3 |
| hospital-ward-proximity | 4 | ∞ | 2 | 1.13 | 2.5 | 1.2 | 4,4 |
| hospital-ward-proximity | 4 | ∞ | 3 | 1.00 | 3.9 | 0.4 | 4,4,4 |
| hospital-ward-proximity | 4 | ∞ | 4 | 0.95 | 4.4 | 2.8 | 4,4,4,4 |
| hospital-ward-proximity | 4 | 0.1 | 2 | 1.13 | 2.1 | 0.5 | 4,4 |
| hospital-ward-proximity | 4 | 0.1 | 3 | 1.00 | 4.1 | 0.5 | 4,4,4 |
| hospital-ward-proximity | 4 | 0.1 | 4 | 0.95 | 1.6 | 0.2 | 4,4,4,4 |
| ia-workplace-contacts | 3 | ∞ | 2 | 1.73 | 0.8 | 0.3 | 3,3 |
| ia-workplace-contacts | 3 | ∞ | 3 | 1.29 | 1.6 | 1.0 | 3,3,3 |
| ia-workplace-contacts | 3 | ∞ | 4 | 1.18 | 1.2 | 0.4 | 3,3,3,3 |
| ia-workplace-contacts | 3 | 0.1 | 2 | 1.76 | 1.8 | 0.4 | 3,3 |
| ia-workplace-contacts | 3 | 0.1 | 3 | 1.36 | 2.0 | 0.3 | 3,3,3 |
| ia-workplace-contacts | 3 | 0.1 | 4 | 1.18 | 5.6 | 1.1 | 3,3,3,3 |
| ia-workplace-contacts | 4 | ∞ | 2 | 1.86 | 2.9 | 0.8 | 4,4 |
| ia-workplace-contacts | 4 | ∞ | 3 | 1.52 | 3.9 | 0.5 | 4,4,4 |
| ia-workplace-contacts | 4 | ∞ | 4 | 1.41 | 5.4 | 0.7 | 5,4,4,4 |
| ia-workplace-contacts | 4 | 0.1 | 2 | 1.86 | 2.7 | 0.5 | 4,4 |
| ia-workplace-contacts | 4 | 0.1 | 3 | 1.55 | 4.4 | 0.3 | 4,4,4 |
| ia-workplace-contacts | 4 | 0.1 | 4 | 1.64 | 112.5 | 0.8 | 4,4,4,4 |
| infect-hyper | 3 | ∞ | 2 | 1.06 | 2.5 | 1.2 | 4,3 |
| infect-hyper | 3 | ∞ | 3 | 0.97 | 2.5 | 0.9 | 3,3,3 |
| infect-hyper | 3 | ∞ | 4 | 0.96 | 1.9 | 0.3 | 3,5,3,3 |
| infect-hyper | 3 | 0.1 | 2 | 1.06 | 17.3 | 0.9 | 3,6 |
| infect-hyper | 3 | 0.1 | 3 | 0.97 | 10.8 | 0.6 | 3,3,4 |

Table 7: Results for HCGP with $Q \in \{3, 4\}$ (continued).

| Graph (G) | Q | τ | K | OPT | OPT time (s) | Callback time (s) | Conn. |
|---------------------------|-----|----------|-----|--------|-------------------|----------------------|-------------|
| infect-hyper | 3 | 0.1 | 4 | 0.96 | 8.9 | 0.2 | 3,3,4,4 |
| infect-hyper | 4 | ∞ | 2 | 1.06 | 4.2 | 1.7 | 4,4 |
| infect-hyper | 4 | ∞ | 3 | 0.97 | 3.1 | 1.1 | 4,4,4 |
| infect-hyper | 4 | ∞ | 4 | 0.96 | 2.5 | 0.5 | 4,4,4,4 |
| infect-hyper | 4 | 0.1 | 2 | 1.06 | 11.1 | 1.0 | 4,8 |
| infect-hyper | 4 | 0.1 | 3 | 0.97 | 4.4 | 0.3 | 4,4,4 |
| infect-hyper | 4 | 0.1 | 4 | 0.96 | 4.5 | 0.2 | 4,4,4,4 |
| ia-radoslaw-email | 3 | ∞ | 2 | 0.99 | 6.2 | 3.0 | 3,3 |
| ia-radoslaw-email | 3 | ∞ | 3 | 0.98 | 6.2 | 2.3 | 3,3,3 |
| ia-radoslaw-email | 3 | ∞ | 4 | 0.98 | 4.8 | 1.4 | 3,5,3,3 |
| ia-radoslaw-email | 3 | 0.1 | 2 | 0.99 | 9.9 | 3.0 | 3,3 |
| ia-radoslaw-email | 3 | 0.1 | 3 | 0.98 | 19.7 | 1.8 | 3,3,3 |
| ia-radoslaw-email | 3 | 0.1 | 4 | 0.98 | 20.1 | 1.9 | 3,3,3,3 |
| ia-radoslaw-email | 4 | ∞ | 2 | 1.06 | 25.5 | 6.8 | 4,4 |
| ia-radoslaw-email | 4 | ∞ | 3 | 1.05 | 25.4 | 4.0 | 4,4,4 |
| ia-radoslaw-email | 4 | ∞ | 4 | 1.05 | 26.6 | 3.4 | 4,4,4,5 |
| ia-radoslaw-email | 4 | 0.1 | 2 | 1.08 | 24.8 | 3.3 | 4,5 |
| ia-radoslaw-email | 4 | 0.1 | 3 | inf | 3.1 | - | N.A. |
| ia-radoslaw-email | 4 | 0.1 | 4 | inf | 3.0 | - | N.A. |
| infect-dublin | 3 | ∞ | 2 | 3.84 | 79.0 | 21.7 | 3,3 |
| infect-dublin | 3 | ∞ | 3 | 3.22 | 66.2 | 18.7 | 3,3,3 |
| infect-dublin | 3 | ∞ | 4 | 2.91 | 85.1 | 23.9 | 3,3,3,3 |
| infect-dublin | 3 | 0.1 | 2 | 4.03 | 270.8 | 17.3 | 3,3 |
| infect-dublin | 3 | 0.1 | 3 | 3.22 | 65.2 | 7.3 | 3,3,3 |
| infect-dublin | 3 | 0.1 | 4 | 2.94 | 405.9 | 11.0 | 3,3,3,3 |
| infect-dublin | 4 | ∞ | 2 | 4.59** | 3,600 | 68.2 | N.A. |
| infect-dublin | 4 | ∞ | 3 | 4.01** | 3,600 | 43.4 | N.A. |
| infect-dublin | 4 | ∞ | 4 | 3.52 | 2,243.1 | 17.7 | 4,4,4,4 |
| infect-dublin | 4 | 0.1 | 2 | 5.16** | 3,600 | 141.6 | N.A. |
| infect-dublin | 4 | 0.1 | 3 | 4.52** | 3,600 | 30.9 | N.A. |
| infect-dublin | 4 | 0.1 | 4 | inf | 59.7 | - | N.A. |
| insecta-ant-colony6-day01 | 3 | ∞ | 2 | 0.99 | 39.3 | 22.2 | 65,3 |
| insecta-ant-colony6-day01 | 3 | ∞ | 3 | 0.98 | 26.4 | 9.0 | 9,76,30 |
| insecta-ant-colony6-day01 | 3 | ∞ | 4 | 0.98 | 24.5 | 7.8 | 8,4,74,30 |
| insecta-ant-colony6-day01 | 3 | 0.1 | 2 | 0.99 | 34.2 | 10.1 | 40,28 |
| insecta-ant-colony6-day01 | 3 | 0.1 | 3 | 0.98 | 40.3 | 4.2 | 41,15,22 |
| insecta-ant-colony6-day01 | 3 | 0.1 | 4 | 0.98 | 20.7 | 1.8 | 16,13,36,31 |
| insecta-ant-colony6-day01 | 4 | ∞ | 2 | 0.99 | 27.3 | 8.0 | 18,44 |
| insecta-ant-colony6-day01 | 4 | ∞ | 3 | 0.98 | 22.1 | 2.7 | 12,29,26 |
| insecta-ant-colony6-day01 | 4 | ∞ | 4 | 0.98 | 21.0 | 1.6 | 9,17,15,31 |

Table 7: Results for HCGP with $Q \in \{3, 4\}$ (continued).

| Graph (G) | Q | τ | K | OPT | OPT time (s) | Callback time (s) | Conn. |
|----------------------------------|-----|----------|-----|--------|-------------------|----------------------|------------|
| insecta-ant-colony6-day01 | 4 | 0.1 | 2 | 0.99 | 36.9 | 10.6 | 34,44 |
| insecta-ant-colony6-day01 | 4 | 0.1 | 3 | 0.98 | 30.1 | 3.9 | 37,18,22 |
| insecta-ant-colony6-day01 | 4 | 0.1 | 4 | 0.98 | 23.3 | 2.0 | 29,23,9,16 |
| aves-wildbird-network | 3 | ∞ | 2 | 1.57 | 47.1 | 27.0 | 3,3 |
| aves-wildbird-network | 3 | ∞ | 3 | 1.36 | 26.0 | 10.6 | 4,3,3 |
| aves-wildbird-network | 3 | ∞ | 4 | 1.14 | 28.6 | 8.8 | 3,3,3,3 |
| aves-wildbird-network | 3 | 0.1 | 2 | 1.61 | 43.1 | 11.6 | 6,3 |
| aves-wildbird-network | 3 | 0.1 | 3 | 1.36 | 39.9 | 11.4 | 3,3,3 |
| aves-wildbird-network | 3 | 0.1 | 4 | 1.14 | 31.5 | 4.2 | 3,3,3,3 |
| aves-wildbird-network | 4 | ∞ | 2 | 1.60 | 133.2 | 13.6 | 6,4 |
| aves-wildbird-network | 4 | ∞ | 3 | 1.42 | 217.7 | 28.8 | 4,4,4 |
| aves-wildbird-network | 4 | ∞ | 4 | 1.31 | 124.8 | 36.4 | 4,4,4,4 |
| aves-wildbird-network | 4 | 0.1 | 2 | 1.64 | 140.1 | 11.7 | 5,4 |
| aves-wildbird-network | 4 | 0.1 | 3 | 1.42 | 146.0 | 11.7 | 4,4,4 |
| aves-wildbird-network | 4 | 0.1 | 4 | 1.31 | 235.1 | 13.9 | 4,4,4,4 |
| mammalia-dolphin-florida-overall | 3 | ∞ | 2 | 2.47 | 186.4 | 28.0 | 3,3 |
| mammalia-dolphin-florida-overall | 3 | ∞ | 3 | 2.09 | 77.7 | 16.1 | 3,3,3 |
| mammalia-dolphin-florida-overall | 3 | ∞ | 4 | 1.87 | 188.0 | 35.4 | 3,3,3,3 |
| mammalia-dolphin-florida-overall | 3 | 0.1 | 2 | 2.47 | 100.5 | 39.9 | 3,3 |
| mammalia-dolphin-florida-overall | 3 | 0.1 | 3 | 2.09 | 128.6 | 17.0 | 3,3,3 |
| mammalia-dolphin-florida-overall | 3 | 0.1 | 4 | 1.89 | 351.2 | 30.7 | 3,3,3,3 |
| mammalia-dolphin-florida-overall | 4 | ∞ | 2 | 2.71 | 1,014.3 | 23.9 | 4,4 |
| mammalia-dolphin-florida-overall | 4 | ∞ | 3 | 2.41** | 3,600 | 66.6 | N.A. |
| mammalia-dolphin-florida-overall | 4 | ∞ | 4 | 2.35 | 1,779.6 | 334.1 | 4,4,4,4 |
| mammalia-dolphin-florida-overall | 4 | 0.1 | 2 | 2.71 | 1,211.7 | 28.3 | 4,4 |
| mammalia-dolphin-florida-overall | 4 | 0.1 | 3 | 2.65** | 3,600 | 27.0 | N.A. |
| mammalia-dolphin-florida-overall | 4 | 0.1 | 4 | 2.81** | 3,600 | - | N.A. |
| mycielskian7 | 3 | ∞ | 2 | 1.74 | 15.2 | 0.9 | 3,3 |
| mycielskian7 | 3 | ∞ | 3 | 1.44 | 107.4 | 0.6 | 4,3,3 |
| mycielskian7 | 3 | ∞ | 4 | 1.40 | 1,977.6 | 0.6 | 3,3,3,3 |
| mycielskian7 | 3 | 0.1 | 2 | 1.74 | 26.2 | 0.6 | 3,3 |
| mycielskian7 | 3 | 0.1 | 3 | 1.47 | 107.7 | 0.4 | 3,3,3 |
| mycielskian7 | 3 | 0.1 | 4 | 1.46 | 2,768.8 | 0.5 | 3,3,3,3 |
| mycielskian7 | 4 | ∞ | 2 | 1.77 | 30.6 | 0.5 | 4,4 |
| mycielskian7 | 4 | ∞ | 3 | 1.57 | 196.9 | 0.5 | 4,4,4 |
| mycielskian7 | 4 | ∞ | 4 | 1.62* | 3,600 | 0.6 | 4,4,4,4 |
| mycielskian7 | 4 | 0.1 | 2 | 1.77 | 36.5 | 0.5 | 4,4 |
| mycielskian7 | 4 | 0.1 | 3 | 1.76 | 748.0 | 0.6 | 4,4,4 |
| mycielskian7 | 4 | 0.1 | 4 | 1.81 | 3,221.2 | 0.3 | 4,4,4,4 |
| mycielskian8 | 3 | ∞ | 2 | 1.74 | 55.7 | 5.1 | 3,3 |

Table 7: Results for HCGP with $Q \in \{3, 4\}$ (continued).

| Graph (G) | Q | τ | K | OPT | OPT time (s) | Callback time (s) | Conn. |
|---------------|-----|----------|-----|-------|-------------------|----------------------|-------------|
| mycielskian8 | 3 | ∞ | 3 | 1.41 | 395.4 | 1.5 | 3,3,3 |
| mycielskian8 | 3 | ∞ | 4 | 1.17* | 3,600 | 2.7 | 3,3,3,3 |
| mycielskian8 | 3 | 0.1 | 2 | 1.74 | 232.2 | 3.7 | 3,3 |
| mycielskian8 | 3 | 0.1 | 3 | 1.41 | 788.5 | 1.2 | 3,3,3 |
| mycielskian8 | 3 | 0.1 | 4 | 1.17* | 3,600 | 1.3 | 3,3,3,3 |
| mycielskian8 | 4 | ∞ | 2 | 1.74 | 389.3 | 3.3 | 4,4 |
| mycielskian8 | 4 | ∞ | 3 | 1.42 | 810.4 | 0.8 | 4,4,4 |
| mycielskian8 | 4 | ∞ | 4 | 1.28* | 3,600 | 1.4 | 4,4,4,4 |
| mycielskian8 | 4 | 0.1 | 2 | 1.74 | 171.1 | 5.4 | 4,4 |
| mycielskian8 | 4 | 0.1 | 3 | 1.44* | 3,600 | 2.5 | 4,4,4 |
| mycielskian8 | 4 | 0.1 | 4 | 1.28* | 3,600 | 2.2 | 4,4,4,4 |
| mycielskian9 | 3 | ∞ | 2 | 1.75 | 215.4 | 18.0 | 4,3 |
| mycielskian9 | 3 | ∞ | 3 | 1.39 | 2,737.3 | 12.6 | 3,3,3 |
| mycielskian9 | 3 | ∞ | 4 | 1.09* | 3,600 | 5.2 | 3,3,3,3 |
| mycielskian9 | 3 | 0.1 | 2 | 1.75 | 601.4 | 28.5 | 3,4 |
| mycielskian9 | 3 | 0.1 | 3 | 1.2* | 3,600 | 10.3 | 3,3,3 |
| mycielskian9 | 3 | 0.1 | 4 | 1.1* | 3,600 | 8.6 | 3,3,3,3 |
| mycielskian9 | 4 | ∞ | 2 | 1.75 | 1,751.8 | 23.0 | 4,4 |
| mycielskian9 | 4 | ∞ | 3 | 1.19* | 3,600 | 13.8 | 4,4,4 |
| mycielskian9 | 4 | ∞ | 4 | 1.14* | 3,600 | 7.2 | 4,4,4,4 |
| mycielskian9 | 4 | 0.1 | 2 | 1.75 | 985.5 | 23.1 | 4,4 |
| mycielskian9 | 4 | 0.1 | 3 | 1.2* | 3,600 | 8.8 | 4,4,4 |
| mycielskian9 | 4 | 0.1 | 4 | 1.15* | 3,600 | 8.3 | 4,4,4,4 |
| qc324 | 3 | ∞ | 2 | 2.46* | 3,600 | 45.1 | 38,43 |
| qc324 | 3 | ∞ | 3 | 1.7* | 3,600 | 34.2 | 80,19,62 |
| qc324 | 3 | ∞ | 4 | 0.99 | 80.9 | 54.0 | 80,80,80,80 |
| qc324 | 3 | 0.1 | 2 | 2.47 | 2,936.5 | 66.5 | 16,65 |
| qc324 | 3 | 0.1 | 3 | 1.7* | 3,600 | 24.8 | 17,38,37 |
| qc324 | 3 | 0.1 | 4 | 0.99 | 113.2 | 82.0 | 80,80,80,80 |
| qc324 | 4 | ∞ | 2 | 2.46* | 3,600 | 92.4 | 47,34 |
| qc324 | 4 | ∞ | 3 | 1.7* | 3,600 | 49.4 | 80,37,44 |
| qc324 | 4 | ∞ | 4 | 0.99 | 110.0 | 73.4 | 80,80,80,80 |
| qc324 | 4 | 0.1 | 2 | 2.46* | 3,600 | 137.2 | 65,16 |
| qc324 | 4 | 0.1 | 3 | 1.7* | 3,600 | 36.1 | 17,42,27 |
| qc324 | 4 | 0.1 | 4 | 0.99 | 76.0 | 41.2 | 80,80,80,80 |
| ex2 | 3 | ∞ | 2 | 2.33 | 75.4 | 43.5 | 10,5 |
| ex2 | 3 | ∞ | 3 | 1.85 | 262.9 | 184.3 | 4,6,3 |
| ex2 | 3 | ∞ | 4 | 1.51 | 80.0 | 40.0 | 14,5,10,14 |
| ex2 | 3 | 0.1 | 2 | 2.33 | 81.0 | 44.0 | 10,9 |
| ex2 | 3 | 0.1 | 3 | 1.85 | 193.2 | 139.9 | 6,3,5 |

Table 7: Results for HCGP with $Q \in \{3, 4\}$ (continued).

| Graph (G) | Q | τ | K | OPT | OPT time (s) | Callback time (s) | Conn. |
|---------------|-----|----------|-----|-------|-------------------|----------------------|------------|
| ex2 | 3 | 0.1 | 4 | 1.51 | 68.3 | 16.9 | 12,8,10,12 |
| ex2 | 4 | ∞ | 2 | 2.33 | 72.5 | 28.5 | 10,8 |
| ex2 | 4 | ∞ | 3 | 1.85 | 212.7 | 148.8 | 4,6,4 |
| ex2 | 4 | ∞ | 4 | 1.51 | 116.9 | 67.4 | 19,6,5,19 |
| ex2 | 4 | 0.1 | 2 | 2.33 | 88.6 | 47.5 | 5,10 |
| ex2 | 4 | 0.1 | 3 | 1.85 | 187.9 | 127.1 | 4,6,4 |
| ex2 | 4 | 0.1 | 4 | 1.51 | 83.6 | 21.9 | 12,9,8,14 |

Table 8: Results for HCGP with $Q = 1$.

| Graph (G) | τ | K | OPT | OPT time (s) |
|------------------------------|----------|-----|-------|-------------------|
| Sioux Falls | ∞ | 2 | 2.54 | 0.1 |
| Sioux Falls | ∞ | 3 | 1.46 | 0.0 |
| Sioux Falls | ∞ | 4 | 1.00 | 0.1 |
| Sioux Falls | 0.1 | 2 | 2.54 | 0.1 |
| Sioux Falls | 0.1 | 3 | 1.54 | 0.1 |
| Sioux Falls | 0.1 | 4 | 1.04 | 0.1 |
| Berlin-Friedrichshain | ∞ | 2 | 21.08 | 1.4 |
| Berlin-Friedrichshain | ∞ | 3 | 14.68 | 2.1 |
| Berlin-Friedrichshain | ∞ | 4 | 9.96 | 1.9 |
| Berlin-Friedrichshain | 0.1 | 2 | 21.08 | 11.0 |
| Berlin-Friedrichshain | 0.1 | 3 | 14.94 | 5.3 |
| Berlin-Friedrichshain | 0.1 | 4 | 9.96 | 5.9 |
| Berlin-Prenzlauerberg-Center | ∞ | 2 | 28.41 | 4.6 |
| Berlin-Prenzlauerberg-Center | ∞ | 3 | 17.80 | 4.6 |
| Berlin-Prenzlauerberg-Center | ∞ | 4 | 12.47 | 4.1 |
| Berlin-Prenzlauerberg-Center | 0.1 | 2 | 28.41 | 36.8 |
| Berlin-Prenzlauerberg-Center | 0.1 | 3 | 17.91 | 35.5 |
| Berlin-Prenzlauerberg-Center | 0.1 | 4 | 12.57 | 23.9 |
| Berlin-Tiergarten | ∞ | 2 | 33.69 | 13.6 |
| Berlin-Tiergarten | ∞ | 3 | 22.04 | 8.2 |
| Berlin-Tiergarten | ∞ | 4 | 17.17 | 8.1 |
| Berlin-Tiergarten | 0.1 | 2 | 33.69 | 126.0 |
| Berlin-Tiergarten | 0.1 | 3 | 25.18 | 279.2 |
| Berlin-Tiergarten | 0.1 | 4 | 18.70 | 116.1 |
| Berlin-Mitte-Center | ∞ | 2 | 24.87 | 6.3 |
| Berlin-Mitte-Center | ∞ | 3 | 17.54 | 10.3 |

Table 8: Results for HCGP with $Q = 1$ (continued).

| Graph (G) | τ | K | OPT | OPT time (s) |
|---------------------|----------|-----|---------|-------------------|
| Berlin-Mitte-Center | ∞ | 4 | 12.16 | 5.6 |
| Berlin-Mitte-Center | 0.1 | 2 | 25.15 | 58.7 |
| Berlin-Mitte-Center | 0.1 | 3 | 18.08 | 63.1 |
| Berlin-Mitte-Center | 0.1 | 4 | 12.57 | 57.9 |
| Anaheim | ∞ | 2 | 27.44 | 10.3 |
| Anaheim | ∞ | 3 | 18.69 | 18.6 |
| Anaheim | ∞ | 4 | 13.21 | 8.0 |
| Anaheim | 0.1 | 2 | 27.44 | 160.8 |
| Anaheim | 0.1 | 3 | 18.98 | 90.7 |
| Anaheim | 0.1 | 4 | 13.51 | 47.0 |
| Barcelona | ∞ | 2 | 56.70 | 179.8 |
| Barcelona | ∞ | 3 | 36.73 | 277.9 |
| Barcelona | ∞ | 4 | 28.57 | 477.6 |
| Barcelona | 0.1 | 2 | 56.92 | 285.5 |
| Barcelona | 0.1 | 3 | 36.73 | 344.1 |
| Barcelona | 0.1 | 4 | 29.15 | 969.4 |
| Chicago-Sketch | ∞ | 2 | 43.30 | 38.2 |
| Chicago-Sketch | ∞ | 3 | 28.66 | 46.6 |
| Chicago-Sketch | ∞ | 4 | 22.17 | 58.4 |
| Chicago-Sketch | 0.1 | 2 | 43.30 | 36.9 |
| Chicago-Sketch | 0.1 | 3 | 28.99 | 79.8 |
| Chicago-Sketch | 0.1 | 4 | 22.17 | 74.3 |
| Terrassa | ∞ | 2 | 84.00 | 191.5 |
| Terrassa | ∞ | 3 | 53.54 | 240.1 |
| Terrassa | ∞ | 4 | 39.67 | 3,291.4 |
| Terrassa | 0.1 | 2 | 84.00 | 212.6 |
| Terrassa | 0.1 | 3 | 0.0** | 3,600 |
| Terrassa | 0.1 | 4 | 39.42** | 3,600 |
| Rhode Island | ∞ | 2 | 13.05 | 7.9 |
| Rhode Island | ∞ | 3 | 8.39 | 6.5 |
| Rhode Island | ∞ | 4 | 6.21 | 6.5 |
| Rhode Island | 0.1 | 2 | 13.07 | 22.7 |
| Rhode Island | 0.1 | 3 | 8.64 | 49.1 |
| Rhode Island | 0.1 | 4 | 6.21 | 11.9 |
| New Hampshire | ∞ | 2 | 20.18 | 16.8 |
| New Hampshire | ∞ | 3 | 12.93 | 18.4 |
| New Hampshire | ∞ | 4 | 9.97 | 18.3 |
| New Hampshire | 0.1 | 2 | 20.42 | 446.1 |
| New Hampshire | 0.1 | 3 | 13.01 | 138.9 |
| New Hampshire | 0.1 | 4 | 9.97 | 797.8 |

Table 8: Results for HCGP with $Q = 1$ (continued).

| Graph (G) | τ | K | OPT | OPT time (s) |
|---------------|----------|-----|--------|-------------------|
| Maine | ∞ | 2 | 17.36 | 19.7 |
| Maine | ∞ | 3 | 13.30 | 55.1 |
| Maine | ∞ | 4 | 10.16 | 49.1 |
| Maine | 0.1 | 2 | 17.63 | 350.3 |
| Maine | 0.1 | 3 | 13.95 | 2,118.5 |
| Maine | 0.1 | 4 | 10.22 | 609.1 |
| Idaho | ∞ | 2 | 19.95 | 26.8 |
| Idaho | ∞ | 3 | 12.93 | 35.9 |
| Idaho | ∞ | 4 | 9.82 | 31.9 |
| Idaho | 0.1 | 2 | 20.96 | 347.0 |
| Idaho | 0.1 | 3 | 14.48 | 281.7 |
| Idaho | 0.1 | 4 | 10.20 | 118.7 |
| West Virginia | ∞ | 2 | 25.31 | 29.3 |
| West Virginia | ∞ | 3 | 16.90 | 34.1 |
| West Virginia | ∞ | 4 | 11.84 | 30.4 |
| West Virginia | 0.1 | 2 | 25.37 | 412.3 |
| West Virginia | 0.1 | 3 | 16.91 | 104.8 |
| West Virginia | 0.1 | 4 | 12.05 | 581.5 |
| Nebraska | ∞ | 2 | 22.06 | 40.3 |
| Nebraska | ∞ | 3 | 14.78 | 55.0 |
| Nebraska | ∞ | 4 | 11.57 | 50.6 |
| Nebraska | 0.1 | 2 | 26.33 | 807.9 |
| Nebraska | 0.1 | 3 | 15.60 | 486.9 |
| Nebraska | 0.1 | 4 | 11.89 | 383.4 |
| New Mexico | ∞ | 2 | 17.25 | 65.6 |
| New Mexico | ∞ | 3 | 12.92 | 90.0 |
| New Mexico | ∞ | 4 | 11.13 | 72.3 |
| New Mexico | 0.1 | 2 | 17.26 | 517.8 |
| New Mexico | 0.1 | 3 | 13.00 | 820.8 |
| New Mexico | 0.1 | 4 | 12.00 | 1,208.3 |
| Utah | ∞ | 2 | 17.50 | 104.7 |
| Utah | ∞ | 3 | 14.50 | 214.4 |
| Utah | ∞ | 4 | 11.73 | 261.0 |
| Utah | 0.1 | 2 | 17.50 | 884.3 |
| Utah | 0.1 | 3 | 0.0** | 3,600 |
| Utah | 0.1 | 4 | 12.9** | 3,600 |
| Arkansas | ∞ | 2 | 35.28 | 124.3 |
| Arkansas | ∞ | 3 | 23.86 | 204.7 |
| Arkansas | ∞ | 4 | 17.81 | 212.8 |
| Arkansas | 0.1 | 2 | 0.0** | 3,600 |

Table 8: Results for HCGP with $Q = 1$ (continued).

| Graph (G) | τ | K | OPT | OPT time (s) |
|---------------|----------|-----|--------|-------------------|
| Arkansas | 0.1 | 3 | 24.02 | 3,141.7 |
| Arkansas | 0.1 | 4 | 0.0** | 3,600 |
| Nevada | ∞ | 2 | 23.23 | 147.6 |
| Nevada | ∞ | 3 | 16.15 | 133.1 |
| Nevada | ∞ | 4 | 13.45 | 296.7 |
| Nevada | 0.1 | 2 | 0.0** | 3,600 |
| Nevada | 0.1 | 3 | 17.79 | 2,101.5 |
| Nevada | 0.1 | 4 | 13.76 | 1,781.9 |
| Mississippi | ∞ | 2 | 39.38 | 134.3 |
| Mississippi | ∞ | 3 | 25.23 | 201.0 |
| Mississippi | ∞ | 4 | 20.85 | 966.4 |
| Mississippi | 0.1 | 2 | 39.38 | 3,175.9 |
| Mississippi | 0.1 | 3 | 0.0** | 3,600 |
| Mississippi | 0.1 | 4 | 0.0** | 3,600 |
| Iowa | ∞ | 2 | 33.21 | 147.5 |
| Iowa | ∞ | 3 | 24.38 | 195.5 |
| Iowa | ∞ | 4 | 19.54 | 339.6 |
| Iowa | 0.1 | 2 | 0.0** | 3,600 |
| Iowa | 0.1 | 3 | 0.0** | 3,600 |
| Iowa | 0.1 | 4 | 0.0** | 3,600 |
| IEEE300Bus | ∞ | 2 | 5.12 | 2.3 |
| IEEE300Bus | ∞ | 3 | 4.55 | 2.7 |
| IEEE300Bus | ∞ | 4 | 4.22 | 2.9 |
| IEEE300Bus | 0.1 | 2 | 7.65 | 43.0 |
| IEEE300Bus | 0.1 | 3 | 7.98 | 388.6 |
| IEEE300Bus | 0.1 | 4 | 7.53** | 3,600 |
| power-494-bus | ∞ | 2 | 6.24 | 12.8 |
| power-494-bus | ∞ | 3 | 5.74 | 14.0 |
| power-494-bus | ∞ | 4 | 5.29 | 13.4 |
| power-494-bus | 0.1 | 2 | 8.2** | 3,600 |
| power-494-bus | 0.1 | 3 | 8.62** | 3,600 |
| power-494-bus | 0.1 | 4 | 8.84** | 3,600 |
| 3980 | ∞ | 2 | 1.42 | 0.1 |
| 3980 | ∞ | 3 | 1.12 | 0.2 |
| 3980 | ∞ | 4 | 0.98 | 0.3 |
| 3980 | 0.1 | 2 | 1.42 | 0.2 |
| 3980 | 0.1 | 3 | 1.29 | 0.8 |
| 3980 | 0.1 | 4 | 1.10 | 0.4 |
| 698 | ∞ | 2 | 1.75 | 0.2 |
| 698 | ∞ | 3 | 1.44 | 0.3 |

Table 8: Results for HCGP with $Q = 1$ (continued).

| Graph (G) | τ | K | OPT | OPT time (s) |
|-------------------------|----------|-----|-------|-------------------|
| 698 | ∞ | 4 | 1.18 | 0.4 |
| 698 | 0.1 | 2 | 1.75 | 0.2 |
| 698 | 0.1 | 3 | 1.54 | 1.2 |
| 698 | 0.1 | 4 | 1.33 | 0.5 |
| 414 | ∞ | 2 | 1.89 | 1.8 |
| 414 | ∞ | 3 | 1.42 | 3.1 |
| 414 | ∞ | 4 | 1.25 | 4.3 |
| 414 | 0.1 | 2 | 2.21 | 4.5 |
| 414 | 0.1 | 3 | 1.66 | 4.7 |
| 414 | 0.1 | 4 | 1.41 | 26.6 |
| 686 | ∞ | 2 | 2.17 | 2.6 |
| 686 | ∞ | 3 | 1.85 | 5.3 |
| 686 | ∞ | 4 | 1.53 | 3.1 |
| 686 | 0.1 | 2 | 2.17 | 13.2 |
| 686 | 0.1 | 3 | 1.85 | 22.0 |
| 686 | 0.1 | 4 | 1.64 | 18.2 |
| 348 | ∞ | 2 | 2.25 | 8.0 |
| 348 | ∞ | 3 | 1.76 | 7.1 |
| 348 | ∞ | 4 | 1.58 | 13.2 |
| 348 | 0.1 | 2 | 2.25 | 110.8 |
| 348 | 0.1 | 3 | 1.76 | 75.5 |
| 348 | 0.1 | 4 | 1.58 | 98.9 |
| 3437 | ∞ | 2 | 4.34 | 131.3 |
| 3437 | ∞ | 3 | 3.37 | 143.4 |
| 3437 | ∞ | 4 | 2.83 | 94.8 |
| 3437 | 0.1 | 2 | 4.34 | 204.5 |
| 3437 | 0.1 | 3 | 3.37 | 3,095.6 |
| 3437 | 0.1 | 4 | 2.84 | 443.9 |
| hospital-ward-proximity | ∞ | 2 | 1.13 | 0.7 |
| hospital-ward-proximity | ∞ | 3 | 0.96 | 0.5 |
| hospital-ward-proximity | ∞ | 4 | 0.95 | 0.5 |
| hospital-ward-proximity | 0.1 | 2 | 1.13 | 0.8 |
| hospital-ward-proximity | 0.1 | 3 | 1.00 | 2.1 |
| hospital-ward-proximity | 0.1 | 4 | 0.95 | 0.7 |
| ia-workplace-contacts | ∞ | 2 | 1.70 | 0.5 |
| ia-workplace-contacts | ∞ | 3 | 1.26 | 0.5 |
| ia-workplace-contacts | ∞ | 4 | 1.12 | 0.6 |
| ia-workplace-contacts | 0.1 | 2 | 1.70 | 0.7 |
| ia-workplace-contacts | 0.1 | 3 | 1.26 | 0.7 |
| ia-workplace-contacts | 0.1 | 4 | 1.12 | 0.7 |

Table 8: Results for HCGP with $Q = 1$ (continued).

| Graph (G) | τ | K | OPT | OPT time (s) |
|----------------------------------|----------|-----|-------|-------------------|
| infect-hyper | ∞ | 2 | 1.06 | 1.4 |
| infect-hyper | ∞ | 3 | 0.97 | 1.5 |
| infect-hyper | ∞ | 4 | 0.96 | 1.4 |
| infect-hyper | 0.1 | 2 | 1.06 | 1.9 |
| infect-hyper | 0.1 | 3 | 0.97 | 3.7 |
| infect-hyper | 0.1 | 4 | 0.96 | 1.8 |
| ia-radoslaw-email | ∞ | 2 | 0.99 | 2.6 |
| ia-radoslaw-email | ∞ | 3 | 0.98 | 2.5 |
| ia-radoslaw-email | ∞ | 4 | 0.98 | 2.7 |
| ia-radoslaw-email | 0.1 | 2 | 0.99 | 3.0 |
| ia-radoslaw-email | 0.1 | 3 | 0.98 | 3.4 |
| ia-radoslaw-email | 0.1 | 4 | 0.98 | 3.2 |
| infect-dublin | ∞ | 2 | 3.75 | 20.9 |
| infect-dublin | ∞ | 3 | 3.17 | 22.5 |
| infect-dublin | ∞ | 4 | 2.82 | 27.8 |
| infect-dublin | 0.1 | 2 | 3.75 | 56.6 |
| infect-dublin | 0.1 | 3 | 3.17 | 45.0 |
| infect-dublin | 0.1 | 4 | 2.82 | 57.1 |
| insecta-ant-colony6-day01 | ∞ | 2 | 0.99 | 7.0 |
| insecta-ant-colony6-day01 | ∞ | 3 | 0.98 | 6.8 |
| insecta-ant-colony6-day01 | ∞ | 4 | 0.98 | 6.8 |
| insecta-ant-colony6-day01 | 0.1 | 2 | 0.99 | 9.2 |
| insecta-ant-colony6-day01 | 0.1 | 3 | 0.98 | 8.9 |
| insecta-ant-colony6-day01 | 0.1 | 4 | 0.98 | 7.4 |
| aves-wildbird-network | ∞ | 2 | 1.55 | 10.2 |
| aves-wildbird-network | ∞ | 3 | 1.34 | 6.1 |
| aves-wildbird-network | ∞ | 4 | 1.14 | 7.2 |
| aves-wildbird-network | 0.1 | 2 | 1.60 | 19.8 |
| aves-wildbird-network | 0.1 | 3 | 1.34 | 27.4 |
| aves-wildbird-network | 0.1 | 4 | 1.14 | 29.3 |
| mammalia-dolphin-florida-overall | ∞ | 2 | 2.46 | 12.2 |
| mammalia-dolphin-florida-overall | ∞ | 3 | 2.06 | 12.7 |
| mammalia-dolphin-florida-overall | ∞ | 4 | 1.83 | 18.6 |
| mammalia-dolphin-florida-overall | 0.1 | 2 | 2.46 | 21.5 |
| mammalia-dolphin-florida-overall | 0.1 | 3 | 2.06 | 36.7 |
| mammalia-dolphin-florida-overall | 0.1 | 4 | 1.83 | 85.1 |
| mycielskian7 | ∞ | 2 | 1.71 | 2.1 |
| mycielskian7 | ∞ | 3 | 1.32 | 16.1 |
| mycielskian7 | ∞ | 4 | 1.12 | 18.2 |
| mycielskian7 | 0.1 | 2 | 1.71 | 4.2 |

Table 8: Results for HCGP with $Q = 1$ (continued).

| Graph (G) | τ | K | OPT | OPT time (s) |
|---------------|----------|-----|-------|-------------------|
| mycielskian7 | 0.1 | 3 | 1.32 | 16.9 |
| mycielskian7 | 0.1 | 4 | 1.12 | 32.3 |
| mycielskian8 | ∞ | 2 | 1.73 | 29.1 |
| mycielskian8 | ∞ | 3 | 1.35 | 66.3 |
| mycielskian8 | ∞ | 4 | 1.15 | 136.4 |
| mycielskian8 | 0.1 | 2 | 1.73 | 63.7 |
| mycielskian8 | 0.1 | 3 | 1.35 | 181.9 |
| mycielskian8 | 0.1 | 4 | 1.15 | 253.8 |
| mycielskian9 | ∞ | 2 | 1.74 | 729.9 |
| mycielskian9 | ∞ | 3 | 1.19* | 3,600 |
| mycielskian9 | ∞ | 4 | 1.17 | 658.3 |
| mycielskian9 | 0.1 | 2 | 1.74 | 138.2 |
| mycielskian9 | 0.1 | 3 | 1.17* | 3,600 |
| mycielskian9 | 0.1 | 4 | 1.03* | 3,600 |
| qc324 | ∞ | 2 | 2.47 | 309.1 |
| qc324 | ∞ | 3 | 1.7* | 3,600 |
| qc324 | ∞ | 4 | 0.99 | 37.2 |
| qc324 | 0.1 | 2 | 2.47 | 352.5 |
| qc324 | 0.1 | 3 | 1.7* | 3,600 |
| qc324 | 0.1 | 4 | 0.99 | 48.5 |
| ex2 | ∞ | 2 | 2.33 | 35.9 |
| ex2 | ∞ | 3 | 1.85 | 66.3 |
| ex2 | ∞ | 4 | 1.51 | 32.5 |
| ex2 | 0.1 | 2 | 2.33 | 31.9 |
| ex2 | 0.1 | 3 | 1.85 | 35.8 |
| ex2 | 0.1 | 4 | 1.51 | 75.0 |