

Large Language Models for Constrained-Based Causal Discovery

Kai-Hendrik Cohrs
Gherardo Varando
Emiliano Diaz
Vasileios Sitokonstantinou
Gustau Camps-Valls

Image Processing Laboratory, Universitat de València, Spain

KAI.COHR@UV.ES
GHERARDO.VARANDO@UV.ES
EMILIANO.DIAZ@UV.ES
VASILEIOS.SITOKONSTANTINOU@UV.ES
GUSTAU.CAMPS@UV.ES

Abstract

Causality is essential for understanding complex systems, such as the economy, the brain, and the climate. Constructing causal graphs often relies on either data-driven or expert-driven approaches, both fraught with challenges. The former methods, like the celebrated PC algorithm, face issues with data requirements and assumptions of causal sufficiency, while the latter demand substantial time and domain knowledge. This work explores the capabilities of Large Language Models (LLMs) as an alternative to domain experts for causal graph generation. We frame conditional independence queries as prompts to LLMs and employ the PC algorithm with the answers. The performance of the LLM-based conditional independence oracle on systems with known causal graphs shows a high degree of variability. We improve the performance through a proposed statistical-inspired voting schema that allows some control over false-positive and false-negative rates. Inspecting the chain-of-thought argumentation, we find causal reasoning to justify its answer to a probabilistic query. We show evidence that knowledge-based CIT could eventually become a complementary tool for data-driven causal discovery.

Keywords: Causality; large language models; causal discovery; conditional independence testing; constrained-based causal discovery.

1 Introduction

Understanding causality is imperative across various disciplines, as it offers critical insights into the mechanisms of complex systems. For example, in the field of epidemiology, recognizing the causal link between smoking and lung cancer has led to effective public health campaigns and anti-smoking policies, significantly reducing the prevalence of smoking-related diseases (Cornfield et al., 1959; Wynder, 1997).

Investigating causality enhances our understanding of the underlying processes and enables us to make informed decisions and take proactive measures to address pressing challenges. Investigating causality poses considerable challenges, with constructing causal graphs representing a formidable task. Data-driven causal discovery methods, including prominent techniques like PC (Spirtes et al., 2000) and GES (Chickering, 2002a), encounter a range of issues. These methodologies rely heavily on large amounts of data, necessitating complex conditional independence tests that can be particularly challenging, especially when working with diverse and mixed data types. The assumption of causal sufficiency, which presumes that all relevant variables are observed, can lead to erroneous conclusions, especially when unobserved variables act as potential confounders between system variables. Notably, there exist alternative methods such as LPCMCI (Gerhardus and Runge, 2020), FCI (Spirtes et al., 2000), SVAR-FCI (Malinsky and Spirtes, 2018), and GPS (Claassen and Bucur, 2022) that do not assume causal sufficiency (Camps-Valls et al., 2023). Nonetheless, missing data

and selection bias continue to pose persistent challenges in real-world applications, prompting efforts to develop more resilient causal discovery methods (Camps-Valls et al., 2023).

In addition to data-driven causal discovery methods, another approach for creating causal graphs involves leveraging domain knowledge. However, this process is inherently challenging and time-consuming, demanding substantial expertise and labor (Long et al., 2023b). Experts tasked with constructing causal graphs must possess a deep understanding of the relationships and mechanisms within the system under investigation, which often requires knowledge across different disciplines. This often entails extensive consultations, discussions, and reviews with domain specialists, adding significant time and resource commitments. Furthermore, the complexity of many real-world systems amplifies the difficulty of accurately capturing all relevant causal relationships, leading to potential oversights and inaccuracies in the resulting causal graph. These challenges underscore the necessity for more automated methodologies. In that respect, LLMs could play a key role if they prove to be a reliable source of causal knowledge.

LLMs present a promising knowledge-driven alternative to expert-based graph building or data-driven causal discovery methods. They have shown good performance across a range of language understanding and logical reasoning tasks (Brown et al., 2020; Xu et al., 2023). This could extend to probabilistic and causal reasoning, including interventional and counterfactual scenarios. Whether or not this is the case is the subject of heated debate (Hobbhahn et al., 2022; Willig et al., 2023; Zečević et al., 2023). Despite the inherent complexity of directly asking LLMs to provide complete causal graphs, given the various levels of reasoning involved and the rich context necessary, different strategies exist to elicit causal graphs from LLMs effectively. These strategies include LLMs to predict causal relations (Kiciman et al., 2023; Long et al., 2023a; Willig et al., 2023), LLMs as priors for data-driven causal discovery methods (Ban et al., 2023), and LLMs to aid in downstream causal inference tasks by predicting the causal order of variables (Vashishtha et al., 2023).

To marry the traditional and the LLM-based methods, our work proposes *chatPC* as a hybrid approach. Specifically, this work:

- Frames conditional independence queries as prompts to LLMs and employs the PC algorithm with this oracle for causal graph construction.
- Evaluates the performance of LLMs on conditional independence tests across various problems, showing varied performance.
- Introduces a statistical-based approach for aggregating multiple LLM answers, improving performance.
- Examines the graphs predicted by PC with the LLM oracle, finding them to be reasonable.
- Identifies a general tendency for conservative answers from LLMs compared to experts and finds traces of causal reasoning in the model’s answers.
- Suggests that the approach could mitigate limitations of traditional methods, offering a promising avenue for automated causal graph construction.

We argue that relying solely on LLM-based bivariate causal queries inherently overlooks the presence of mediators, consequently limiting the comprehensive understanding of the full causal graph. Additionally, our research explores the extent to which LLMs’ queries can effectively substitute data-driven conditional independence tests, considering that PC represents the current state of the art in causal discovery, and under a perfect oracle, it can consistently retrieve the ideal graph up to the Markov equivalence class (Spirtes et al., 2000).

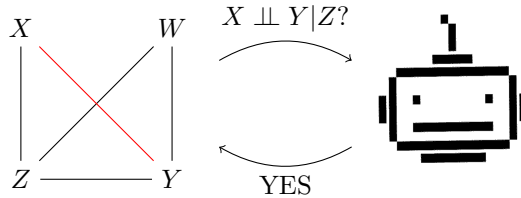


Figure 1: Illustration of the introduced scheme for PC with GPT/LLM. Credits: Little robot face by Antònia Font.

2 Background

This section presents the causal discovery task and briefly reviews different methodologies. We start by describing classical data-driven causal discovery methods, briefly review the integration of data and prior knowledge, and present novel approaches to causal discovery using LLMs.

2.1 Data-Driven Causal Discovery

Nowadays, there exists solid and established literature on causal discovery, which is the task of generating and selecting appropriate causal hypotheses from data. Starting from the seminal work of Wright (1934), using graphs to represent causal relationships has become widespread in causal analysis. In the prevalent structural equation model (SEM) formalism, a causal model is described by a system of equations that implicitly define a directed acyclic graph (DAG) among the variables of the system through the signature of each equation (Peters et al., 2017). Importantly, in this framework, a causal model entails a statistical or data-generating process of the data while representing additional information such as interventional and counterfactual quantities (Peters et al., 2017). Causal discovery methods in the statistical DAG framework are usually categorized as constrained-based or score-based approaches (Glymour et al., 2019; Scutari et al., 2019). The former methods attempt the search for graphs that most closely entail the set of conditional independence relations judged to hold in the population, while the latter approaches search the spaces of graphs for the best scoring ones for some score function (e.g., penalized likelihood, such as BIC or AIC scores). A famous example of score-based methods is the GES algorithm (Meek, 1997; Chickering, 2002a,b), which performs simple moves (add/remove edges, invert directions) directly in the space of Markov equivalence classes. The most well-known constrained-based method is the PC-algorithm (Spirtes et al., 2000), which we briefly describe as it will be central in our successive examples of LLM’s integration. It follows three basic steps: (i) in the first step conditional independence statements ($X \perp\!\!\!\perp Y|Z$), obtained through hypothesis tests performed on the data, are used to prune the edges of the fully connected undirected graph, thus building the so-called skeleton of the causal graph. (ii) In the second step, colliders are oriented such that invalid conditional (in)dependencies are ruled out. (iii) The third and last step applies a set of graphical rules (Meek, 1995) to orient as many edges as possible. Both the GES and the celebrated Peter-Clark (PC) algorithm (Spirtes et al., 2000) have been proven consistent in the large sample limit under specific assumptions. In particular, if we consider an *oracle* for conditional independence statements, and we assume causal sufficiency and faithfulness, the PC algorithm outputs a partially directed graph that represents the true Markov equivalence class (without additional assumption, it is impossible, from statistical information alone, to recover something more than the MEC). We refer the readers to Pearl et al. (2000), Peters et al. (2017) and recent surveys and reviews Camps-Valls et al. (2023); Glymour et al. (2019); Scutari et al. (2019) for a more exhaustive overview of causal discovery algorithms and the DAG/SEM formalism.

2.2 Causal Discovery with Prior Knowledge

The need for integrating prior expert knowledge and data-driven methods has been recognized since initial works on causal discovery (Constantinou et al., 2023). The Bayesian methodology straightforwardly incorporates prior knowledge with data-driven approaches (Heckerman and Geiger, 1995; Friedman and Koller, 2003; Xu et al., 2015; Suter et al., 2023). Methods have been developed to build informative priors on graphs based on agreement with prior beliefs of different types (Mukherjee and Speed, 2008) or with partial prior knowledge (Castelo and Siebes, 2000). Moreover, the Bayesian paradigm has also been used to integrate data with multiple sources of prior knowledge (Amirkhani et al., 2016; Werhli and Husmeier, 2007). Prior knowledge integration has also been proposed and employed in non-Bayesian settings. Classical score-based and constrained-based algorithms can be combined with different prior knowledge such as structural restrictions (de Campos and Castellano, 2007; De Campos and Ji, 2011; Li and Beek, 2018) or information on directed causal paths (Borboudakis and Tsamardinos, 2012, 2013). Similarly, prior knowledge given as ancestral or topological order constraints can help guide exact methods (Chen et al., 2016; Wang et al., 2021). Alternatively, human-in-the-loop approaches perform active interactions with the experts to guide the data-driven methods in discovering the causal graph (Masegosa and Moral, 2013; da Silva et al., 2023).

2.3 Causality with LLMs

LLMs present a promising knowledge-driven alternative to expert-based graph building or data-driven causal discovery methods. Different strategies exist to elicit causal graphs from LLMs effectively. These strategies include LLMs to predict causal relations (Kıcıman et al., 2023; Long et al., 2023a; Willig et al., 2023), LLMs as priors for data-driven causal discovery methods (Ban et al., 2023), and LLMs to aid in downstream causal inference tasks by predicting the causal order of variables (Vashishtha et al., 2023). Kıcıman et al. (2023) showcase LLMs’ knowledge-based causal discovery capabilities by eliciting DAGs for a series of bivariate and multivariate benchmark datasets where the ground truth is known. Vashishtha et al. (2023) proposed an approach using the topological order over graph variables, showcasing the potential of LLMs in obtaining causal order and enhancing causal inference in diverse fields. Long et al. (2023b) and Long et al. (2023a) examined the role of LLMs in facilitating the construction of causal graphs, focusing on the automation of edge scoring and the use of expert knowledge to improve data-driven causal graph identification, respectively. Zečević et al. (2023) argued against the causal capabilities of LLMs, defining a subgroup of Structural Causal Models (SCMs) and emphasizing the reliance of LLMs on embedded causal knowledge. Cox Jr (2023) conducted a Socratic dialogue with an LLM, highlighting the necessity of sustained questioning for refining human reasoning imitated by LLMs and the reliability of their conclusions. Pawlowski et al. (2023) and Gat et al. (2023) explored the use of LLMs in enabling precise causal reasoning and model-agnostic explanations. Chen et al. (2023) focused on Bayesian Networks (BNs) and proposed strategies for addressing erroneous prior causal statements in LLM-based causal structure learning. Zhang et al. (2023) discussed the potential of enhancing causal machine learning and leveraging LLMs for improved performance and trustworthiness.

3 Conditional Independence Queries via LLM

We start by describing and evaluating conditional independence (CI) queries with LLMs. Specifically, we are interested in estimating the validity of conditional independence statements of the type:

Is X independent of Y given $Z = (Z_1, Z_2, \dots, Z_k)$?

without having access to observations of the involved variables. Instead, we would like to rely on *available or expert* knowledge accessible through LLMs.

For an LLM to be able to answer CI queries, it needs to be presented with some context and additional information related to the variables of interest alongside their description. In particular, we assume that for each *problem*, we have access to the following information:

variables names or acronyms plus a short description for each quantity of interest.

field the general subject area or expert field related to the problem.

context a description of the broad context of the variables under consideration, including relevant details that go beyond general knowledge

3.1 Prompting for conditional independence testing

While the approach we propose in this work could be implemented with any LLM trained to follow instructions, we compare GPT-3.5-turbo¹ and GPT-4² from OpenAI. The former is a less computationally-expensive model with good performance over different benchmarks, while the latter is among the current state-of-the-art LLMs (Chiang et al., 2024). For a CI statement ($X \perp\!\!\!\perp Y|Z$), we consider a simple prompt that combines the field and context information and a description of the involved variables (X, Y , and eventually Z) with a general instruction and response template as follows (see appendix A for a detailed specification of the used prompt):

```
Persona specification
Instructions
Context
Variables description
CI Statement question
Response template
```

The persona is based on the field variable and primes the LLM to produce reasoning appropriate to the area under study. To improve the answers, we apply chain-of-thought prompting following Wei et al. (2023), enabling us to gain insights into the model’s reasoning and inspect if it is causally inspired. Further, we ask the model to provide uncertainty about its best guess along the lines of Tian et al. (2023).

3.2 Testing

Various strategies can be followed in order to perform a “Hypothesis test” for a conditional independence statement with LLMs. A naive option consists of asking the LLM a single question with the prompt described in the previous section and decide that a statement is valid (i.e., the variables are indeed independent) if the answer is YES and invalid, if it is NO. The main problem with this approach is that since LLMs are probabilistic, a single answer from an LLM does not need to correspond to its mode (the most likely answer) or could fail to respect the required response template: its answer could be, for instance, UNCERTAIN instead of YES/NO. Instead, we ask for an independent batch (size n) of answers, parse the obtained answers (YES or NO) together with the reported uncertainties, and finally output either an answer based on simple voting or weighted voting where the weights are the reported probabilities.

Alternatively, we implement a “statistical approach” where we actually produce p -values for the null hypothesis $p_{no} \geq p_{yes}$ (or alternatively $p_{no} \leq p_{yes}$) where p_{no}, p_{yes} are the proportion of NO and YES answers over the total requested batch n . The constructed test is based on the idea that we want to test whether the probability of obtaining the answer NO is significantly higher than that of obtaining the answer YES and vice versa. We opt for the null hypothesis if this difference is not

1. <https://platform.openai.com/docs/models/gpt-3-5>
2. <https://platform.openai.com/docs/models/gpt-4-and-gpt-4-turbo>

significant in light of the obtained responses. A final decision is obtained by setting a significance level α and rejecting the chosen null hypothesis if the p-value is less or equal to α (we will employ $\alpha = 0.05$ in the experiments). This last strategy has the advantage of considering the random variability of the answers and could offer a principled way of controlling the false positive rate. The user could then specify, for a particular problem, which of the two null hypotheses they would like to employ (either $p_{no} \geq p_{yes}$ or $p_{yes} \geq p_{no}$), which in turn implies a different false-positive control (considering either NO or YES as positive).

3.3 Evaluation

We evaluate the performance for CI testing on various problems defined in the BNLearn repository (Scutari and Denis, 2014), the spurious correlation website (Vigen, 2023), a classical problem on reconstructing protein-signaling networks (Sachs et al., 2005) and a set of graphs on climatic teleconnections (Kretschmer et al., 2021):

- **cancer** Simple causal graph involving four factors influencing the probability of cancer (Korb and Nicholson, 2010).
- **burglary** The classical earthquake example in (Korb and Nicholson, 2010; Scutari and Denis, 2014)
- **asia** Causal graph of eight factors linked to respiratory problems (Lauritzen and Spiegelhalter, 1988).
- **sachs**: Causal graph among 11 phosphorylated proteins and phospholipids in single-cell data (Sachs et al., 2005).
- **spurious**: Famous examples of spuriously correlated pairs of variables obtained from the spurious-correlation website (Vigen, 2023).
- **bk-spv**: Hypothesized pathway from autumn sea ice in the Barents and Kara Seas (BK) to the stratospheric polar vortex (SPV) in winter, including various confounding and mediating factors (Kretschmer et al., 2021).
- **nao-dk-med**: Hypothesized causal relation between summertime North Atlantic Oscillation (NAO) and precipitation patterns in Denmark (DK) and the Mediterranean (MED) (Kretschmer et al., 2021).

For all graphs except **sachs**, we evaluate all the possible CI statements over all variables with both permutations of X and Y . For **sachs**, we evaluate all CI statements (with X - Y permutations) up to conditioning sets of size 1. Lastly, for **spurious**, we evaluate the marginal independence statements $X \perp\!\!\!\perp Y$ for all pairs of variables. For all the experiments, we obtain the answer to the CI queries by aggregating, as described previously, $n = 10$ independent batched responses from the LLM. The code implementing our approach and the problem descriptions are available in the repository https://github.com/IPL-UV/causal_GPT.

Permutation consistency Consistency is a fundamental property that human experts are tested for and is shown to correlate with confidence and disagreement (Litvinova et al., 2022). In our context, consistency means that the result of a conditional independence test should not depend on the order of variables, i.e., it should be commutative in X and Y (given Z). As a first sanity check, we checked the consistency of the responses across all CITs, with respect to the change of order of X and Y (see Figure 2) for both language models.

Table 1: Performance of LLM-based conditional independence tests with different voting procedures and metrics (accuracy, F1, precision, and recall.) The cells are empty when the metric cannot be computed.

Data	Model	Method	Accuracy	F1	Precision	Recall
cancer	GPT-3.5	voting	0.64	0.39	0.36	0.43
		stat. Test ($H_0: \perp\!\!\!\perp$)	0.72	0.08	0.05	0.33
		stat. Test ($H_0: \perp\!\!\!\perp$)	0.47	0.42	0.71	0.29
	GPT-4	voting	0.72	0.25	0.17	0.54
		stat. Test ($H_0: \perp\!\!\!\perp$)	0.73	0.19	0.12	0.46
		stat. Test ($H_0: \perp\!\!\!\perp$)	0.70	0.31	0.26	0.39
burglary	GPT-3.5	voting	0.45	0.36	0.50	0.28
		stat. Test ($H_0: \perp\!\!\!\perp$)	0.62	0.27	0.26	0.28
		stat. Test ($H_0: \perp\!\!\!\perp$)	0.38	0.43	0.90	0.28
	GPT-4	voting	0.81	0.77	1.00	0.63
		stat. Test ($H_0: \perp\!\!\!\perp$)	0.88	0.82	1.00	0.69
		stat. Test ($H_0: \perp\!\!\!\perp$)	0.79	0.72	1.00	0.56
asia	GPT-3.5	data-driven (MI)	0.58	0.56	0.54	0.58
		voting	0.51	0.39	0.36	0.43
		stat. Test ($H_0: \perp\!\!\!\perp$)	0.61	0.18	0.12	0.44
	GPT-4	stat. Test ($H_0: \perp\!\!\!\perp$)	0.48	0.52	0.75	0.39
		voting	0.73	0.63	0.56	0.71
		stat. Test ($H_0: \perp\!\!\!\perp$)	0.74	0.58	0.48	0.73
sachs	GPT-3.5	stat. Test ($H_0: \perp\!\!\!\perp$)	0.76	0.69	0.72	0.66
		data-driven (Sachs et al., 2005)	0.61	0.21	0.85	0.12
		voting	0.45	0.13	0.53	0.08
	GPT-4	stat. Test ($H_0: \perp\!\!\!\perp$)	0.81	0.13	0.24	0.09
		stat. Test ($H_0: \perp\!\!\!\perp$)	0.20	0.13	0.94	0.07
		voting	0.93			
bk-spv	GPT-3.5	stat. Test ($H_0: \perp\!\!\!\perp$)	0.94			
		stat. Test ($H_0: \perp\!\!\!\perp$)	0.93	0.15	0.10	0.27
		voting	0.55	0.41	0.51	0.34
	GPT-4	stat. Test ($H_0: \perp\!\!\!\perp$)	0.72	0.24	0.17	0.42
		stat. Test ($H_0: \perp\!\!\!\perp$)	0.41	0.44	0.90	0.27
		voting	0.75			
GPT-4	stat. Test ($H_0: \perp\!\!\!\perp$)	0.75				
	stat. Test ($H_0: \perp\!\!\!\perp$)	0.74				

For GPT-3.5, the agreement over the (conditional) independence tests reaches merely 51%, with around 22% of all answers being UNCERTAIN in at least one of the directions. This indicates that the results for GPT-3.5 vary substantially over multiple runs, particularly under a change of order of the variables. In contrast, for GPT-4, in 87% of all cases, the answers for both directions of the CITs yielded the same result. Albeit with small deviations due to stochasticity, this is a satisfactory result in consistency for GPT-4. In contrast to GPT-3.5, however, the overall proportion of CIT answered NO was over 70%. Although this proportion may be inflated by relatively large and dense graphs such as *sachs*, it indicates a tendency of GPT-4 towards rejecting independence as the safe answer. Given the remaining variation, especially in the responses of GPT-3.5, we propose to aggregate the query results in both directions to obtain results invariant to the order of the two involved variables.

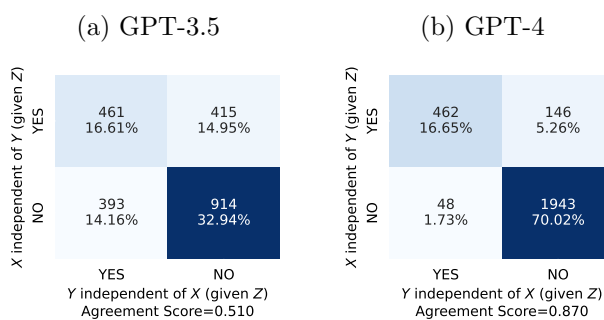


Figure 2: Confusion matrix of the model’s responses to queries with changing order of X and Y . UNCERTAIN outcomes in case of a tie in majority voting are hidden. The agreement score aggregates common YES, NO and UNCERTAIN outcomes.

Performance of CIT Table 1 summarizes the evaluations of the CI queries over the different problems. We compute the standard classification metrics (accuracy, precision, recall, and F1 scores). The results show varying performance over the different causal graphs and models. As some of these problems constitute pedagogical examples or hypothesized graphs, they are not accompanied by observations. Hence, we only compare against data-driven baselines for *sachs* and *asia*. Overall, we can see that the statistical tests, which imply certain assumptions about the graph’s sparsity and require stronger evidence (i.e., more votes) for rejecting either dependence or independence, give some control over the metrics, usually implying a trade-off between recall and precision. For *cancer*, GPT-3.5 yields the best results in terms of F1 and precision, while GPT-4 has the higher accuracy. Inspection of the implied graph under the chatPC (see fig. 4) suggests that GPT-4 assumes more dependencies and finds a denser graph. The context of *burglary* contains mostly all information on how the variables are connected. The language models still need to perform the task of extracting valid CI statements from there. GPT-4 clearly outperforms GPT-3.5 in this regard. This suggests that given access to the relevant information, GPT-4 mostly makes correct statements about CI. On the *asia* graph, the LLM models beat the data-driven baseline based on mutual information in all metrics. Only in precision, GPT-3.5 achieves a slightly higher value than GPT-4. On the *sachs* data, in terms of F1, the data-driven method (Sachs et al., 2005) outperforms the two language models, whilst GPT-4 shows the highest accuracy. It is noteworthy that GPT-4 avoids eliminating the connection of the proteins Plc- γ and PIP2, with PKC, two known mistakes of the data-driven approach. The LLM-driven CITs do not yield a perfect oracle in their current state. Some improvement can likely be made with the next generations of language models, fine-tuning of the prompt (Cheng et al., 2023), or disambiguation of the context. A final source of error is that the required knowledge may be controversial or may simply not exist. Here, systems based on retrieval-augmented-generation (RAG) (Lewis et al., 2021) could help to ground answers on secured knowledge or weigh sources against each other (old vs. new; unsystematic vs. scientific). As data-driven methods also reveal major failure modes, using knowledge-driven evidence to complement data can be a promising future research avenue.

Inquiring spurious correlations Up to this point, GPT-4 seemed overly conservative in favor of dependence. To probe this further, we went to the other extreme and asked for statistical independence between variables taken from the spurious correlation website (see Appendix, Table 2). In contrast, in this case, the model almost always chose independence. Nevertheless, there are notable exceptions, such as *per capita consumption of chicken* and *US crude oil imports*, where the LLM correctly suggests that oil imports and, in turn, oil prices may affect chicken prices and its consumption through transportation costs. Furthermore, broader economic factors may serve as a common confounder (for the full response see appendix C). Other slightly less clear connections seem to exist in the pairs *total revenue generated by arcades - computer science doctorates*, and *Japanese passenger cars sold in the US - suicides by crashing of motor vehicle*, where the voting almost resulted in stalemates. We may favour dependence or independence depending on our choice of the null hypothesis. It is important to note that data-driven methods would always detect dependence as the spurious correlation examples are selected in this manner. This can happen in any data by chance; Hence, consulting additional knowledge-based evidence as a safety net seems reasonable.

4 Application to Causal Discovery

We propose to couple the CI oracle or testing, introduced in the previous section, with the PC-algorithm (Colombo and Maathuis, 2014) for recovery of the Markov equivalence class of a causal graph. The PC algorithm starts from a fully connected skeleton (undirected graph) among the considered variables and iteratively removes edges between variables X and Y when it finds a conditioning set Z such that X is independent of Y given Z . After the so-called skeleton phase, v-structures are identified through specific CI testing, and finally, a set of orientation rules are applied (Meek, 1995). Hence, to implement chatPC, we plug in the LLM-based conditional independence testing to an existing PC implementation (Atienza et al., 2022).

Causal graphs from the examples The PC algorithm should not be run only with LLMs for arbitrarily large graphs. First, CITs with growing conditioning set size turn even for an expert increasingly into mental gymnastics as you technically verify d-separation. Second, with the increasing number of variables, the number of required CITs grows exponentially. This renders the approach under the current energy and financial costs for querying LLMs infeasible unless the graph is small or one couples it with data-driven CITs. We applied chatPC to the **burglary**, **cancer**, **asia** and **nao-dk-med**.

First, for **burglary**, chatPC can retrieve the correct assumed causal graph (see fig. 3). This result stands even though the method made some mistakes in the CITs for **burglary**. The graph of the **cancer** variables (see fig. 4) contains the right sub-graph, which means that the LLM introduced no incorrect independence. The links between pollution and dyspnoea and smoking and dyspnoea are absent in the ground truth, but research suggests that such pathways might be assumed (Berliner et al., 2016). An expert may choose to introduce sparsity into a graph by including only the strongest links. With LLM-based CITs, this is possible through the significance level of the statistical tests, which we could tune up to the point where some of these links disappear. It is also noteworthy that chatPC could not direct any edge in the retrieved graph. In principle, directing edges is a simpler task that could, in a second step, also be carried out with LLMs (Kıcıman et al., 2023). For **asia** (see fig. 6), we find an overall reasonable graph that almost matches the skeleton of the ground truth. Notable differences are that the **asia** node is disconnected, smoke is directly connected to dysp, which aligns with the **cancer** graph, and xray only has a direct link to bronc. Finally, in **NAO-DK-MED**, the hypothesized graph suggests that the summertime North-Atlantic Oscillation is the single common cause of precipitation patterns in Denmark and the Mediterranean. The LLM would hence need to identify that $DK \perp\!\!\!\perp MED \mid NAO$, but it fails to do so (see fig. 5). Kretschmer et al. (2021) assume that the data is detrended, and even then, it is a debatable assumption that there are no connections left. Hence, the graph retrieved by chatPC is arguably not false. Moreover, one can

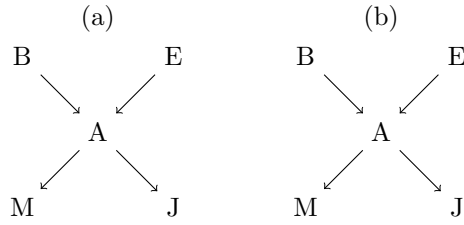


Figure 3: Assumed true graph (a) and skeleton recovered (b) with the proposed chatPC approach for the `burglary` problem. Variables: Burglary in progress (B); earthquake (E); alarm ringing (A); Mary (M) or John (J) calling.

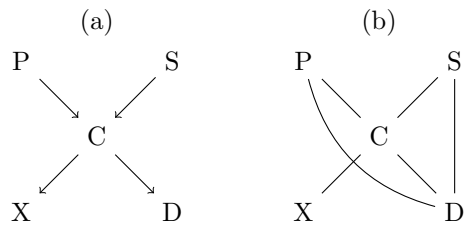


Figure 4: Assumed true graph (a) and skeleton recovered (b) with the proposed chatPC approach for the `cancer` problem. Variables: Patient is a smoker (S); patient exposed to pollution (P); patient suffers from lung cancer (C); positive results from a chest X-ray (X); patient is suffering from dyspnoea (D).

see some signal reflecting this as, in contrast to all other CITs showing 20-0 (NO-YES proportions) for dependence, $DK \perp\!\!\!\perp MED \mid NAO$ resulted in 17-3 (NO-YES). If one were to require a complete agreement for dependency, the graph would have matched the assumed ground truth.

5 Conclusions

Our work contributes to the existing literature by probing an alternative to the data-driven PC approach, leveraging the capabilities of LLMs for PC when data is limited or unavailable. Building a reliable knowledge-based conditional independence *oracle* could either provide a prior to constrain

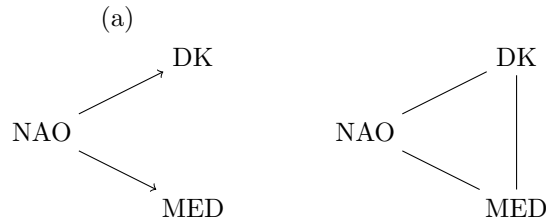


Figure 5: Assumed true graph (a) and skeleton recovered (b) with the proposed chatPC approach for the `nao-dk-med` problem. Variables: North-Atlantic Oscillation (NAO); summer precipitation in Denmark (DK); summer precipitation in the Mediterranean region (MED).

its data-driven counterpart or deliver a substitute for data-driven methods. Our analysis attempts to shed light on where we stand in this endeavour.

We found that LLM conjectures about hidden confounders, showing that they use causal reasoning to tackle this primarily statistical task. This, however, is neither consistently nor always successfully done. The varying performance over different tasks showed that more effort is needed to steer the models to more efficient causal reasoning. We proved that employing an aggregating mechanism framed as a statistical test leads to improved performance and effective control over the retrieved graph’s density in the context of the PC algorithm. The causal graphs predicted by the PC algorithm with LLM-based CITs appear reasonable. While not infallible, the method demonstrates potential in capturing meaningful causal relationships, offering a promising avenue for automated causal graph construction in combination with data-driven methods. Finally, we found that LLMs generally tend toward conservative answers, contrasting with the often bolder responses from human experts. Understanding and addressing the cautious nature of LLM reasoning is crucial for refining the accuracy and reliability of the generated causal graphs. Future work will explore the combination of data-driven and language-driven causality, where relying on CIT estimates in PC schemes constitutes a sound framework to seamlessly integrate evidence based on data and knowledge. Here, RAG-based systems (Lewis et al., 2021) could play a key role by ensuring that retrieved knowledge stems from scientific sources. The proposed approach could be useful in *alignment* and evaluating LLMs. Probing CITs and their implication for a causal graph construction with LLMs is useful to understand the level of causal reasoning and understanding of such systems. It does not escape our notice that, despite the many challenges in our pathway to causal reasoning with language models, the approach can bring many opportunities for scientific discovery.

Acknowledgments and Disclosure of Funding

This work was supported by the BBVA with the project ‘SCALE’, Microsoft with the Causal4Africa project and the GVA PROMETEO AI4CS project (CIPROM/2021/056.)

References

- H. Amirkhani, M. Rahmati, P. J. Lucas, and A. Hommersom. Exploiting experts’ knowledge for structure learning of bayesian networks. *IEEE transactions on pattern analysis and machine intelligence*, 39(11):2154–2170, 2016.
- D. Atienza, C. Bielza, and P. Larrañaga. Pybnesian: An extensible python package for bayesian networks. *Neurocomputing*, 504:204–209, 2022. ISSN 0925-2312. doi: <https://doi.org/10.1016/j.neucom.2022.06.112>. URL <https://www.sciencedirect.com/science/article/pii/S0925231222008438>.
- T. Ban, L. Chen, X. Wang, and H. Chen. From query tools to causal architects: Harnessing large language models for advanced causal discovery from data. *arXiv preprint arXiv:2306.16902*, 2023.
- D. Berliner, N. Schneider, T. Welte, and J. Bauersachs. The differential diagnosis of dyspnea. *Dtsch Arztebl Int*, 113(49):834–845, Dec. 2016.
- G. Borboudakis and I. Tsamardinos. Incorporating causal prior knowledge as path-constraints in bayesian networks and maximal ancestral graphs. In *Proceedings of the 29th International Conference on International Conference on Machine Learning*, pages 427–434, 2012.
- G. Borboudakis and I. Tsamardinos. Scoring and searching over bayesian networks with causal and associative priors. In *Proceedings of the Twenty-Ninth Conference on Uncertainty in Artificial Intelligence*, pages 102–111, 2013.

- T. Brown, B. Mann, N. Ryder, M. Subbiah, J. D. Kaplan, P. Dhariwal, A. Neelakantan, P. Shyam, G. Sastry, A. Askell, S. Agarwal, A. Herbert-Voss, G. Krueger, T. Henighan, R. Child, A. Ramesh, D. Ziegler, J. Wu, C. Winter, C. Hesse, M. Chen, E. Sigler, M. Litwin, S. Gray, B. Chess, J. Clark, C. Berner, S. McCandlish, A. Radford, I. Sutskever, and D. Amodei. Language models are few-shot learners. In H. Larochelle, M. Ranzato, R. Hadsell, M. Balcan, and H. Lin, editors, *Advances in Neural Information Processing Systems*, volume 33, pages 1877–1901. Curran Associates, Inc., 2020. URL https://proceedings.neurips.cc/paper_files/paper/2020/file/1457c0d6bfc4967418bfb8ac142f64a-Paper.pdf.
- G. Camps-Valls, A. Gerhardus, U. Ninad, G. Varando, G. Martius, E. Balaguer-Ballester, R. Vinuesa, E. Diaz, L. Zanna, and J. Runge. Discovering causal relations and equations from data. *Physics Reports*, 1044:1–68, 2023. ISSN 0370-1573. doi: <https://doi.org/10.1016/j.physrep.2023.10.005>.
- R. Castelo and A. Siebes. Priors on network structures. biasing the search for bayesian networks. *International Journal of Approximate Reasoning*, 24(1):39–57, 2000.
- E. Y.-J. Chen, Y. Shen, A. Choi, and A. Darwiche. Learning bayesian networks with ancestral constraints. *Advances in Neural Information Processing Systems*, 29, 2016.
- L. Chen, T. Ban, X. Wang, D. Lyu, and H. Chen. Mitigating prior errors in causal structure learning: Towards llm driven prior knowledge. *arXiv preprint arXiv:2306.07032*, 2023.
- J. Cheng, X. Liu, K. Zheng, P. Ke, H. Wang, Y. Dong, J. Tang, and M. Huang. Black-box prompt optimization: Aligning large language models without model training, 2023.
- W.-L. Chiang, L. Zheng, Y. Sheng, A. N. Angelopoulos, T. Li, D. Li, H. Zhang, B. Zhu, M. Jordan, J. E. Gonzalez, and I. Stoica. Chatbot arena: An open platform for evaluating llms by human preference, 2024.
- D. Chickering. Optimal structure identification with greedy search. *Journal of Machine Learning Research*, 3:507–554, 01 2002a.
- D. M. Chickering. Learning equivalence classes of bayesian-network structures. *The Journal of Machine Learning Research*, 2:445–498, 2002b.
- T. Claassen and I. G. Bucur. Greedy equivalence search in the presence of latent confounders. In J. Cussens and K. Zhang, editors, *Proceedings of the Thirty-Eighth Conference on Uncertainty in Artificial Intelligence*, volume 180 of *Proceedings of Machine Learning Research*, pages 443–452. Pmlr, 01–05 Aug 2022.
- D. Colombo and M. H. Maathuis. Order-independent constraint-based causal structure learning. *Journal of Machine Learning Research*, 15(116):3921–3962, 2014. URL <http://jmlr.org/papers/v15/colombo14a.html>.
- A. C. Constantinou, Z. Guo, and N. K. Kitson. The impact of prior knowledge on causal structure learning. *Knowledge and Information Systems*, pages 1–50, 2023.
- J. Cornfield, W. Haenszel, E. C. Hammond, A. M. Lilienfeld, M. B. Shimkin, and E. L. Wynder. Smoking and lung cancer: recent evidence and a discussion of some questions. *Journal of the National Cancer institute*, 22(1):173–203, 1959.
- L. A. Cox Jr. Causal reasoning about epidemiological associations in conversational ai. *Global Epidemiology*, 5:100102, 2023.

- T. da Silva, E. Silva, A. Ribeiro, A. Góis, D. Heider, S. Kaski, and D. Mesquita. Human-in-the-loop causal discovery under latent confounding using ancestral gflownets, 2023.
- C. P. De Campos and Q. Ji. Efficient structure learning of bayesian networks using constraints. *The Journal of Machine Learning Research*, 12:663–689, 2011.
- L. M. de Campos and J. G. Castellano. Bayesian network learning algorithms using structural restrictions. *International Journal of Approximate Reasoning*, 45(2):233–254, 2007.
- N. Friedman and D. Koller. Being bayesian about network structure. a bayesian approach to structure discovery in bayesian networks. *Machine learning*, 50:95–125, 2003.
- Y. Gat, N. Calderon, A. Feder, A. Chapanin, A. Sharma, and R. Reichart. Faithful explanations of black-box nlp models using llm-generated counterfactuals. *arXiv preprint arXiv:2310.00603*, 2023.
- A. Gerhardus and J. Runge. High-recall causal discovery for autocorrelated time series with latent confounders. *Advances in Neural Information Processing Systems*, 33:12615–12625, 2020.
- C. Glymour, K. Zhang, and P. Spirtes. Review of causal discovery methods based on graphical models. *Frontiers in Genetics*, 10, 2019. ISSN 1664-8021. doi: 10.3389/fgene.2019.00524. URL <https://www.frontiersin.org/articles/10.3389/fgene.2019.00524>.
- D. Heckerman and D. Geiger. Learning bayesian networks: a unification for discrete and gaussian domains. In *Proceedings of the Eleventh conference on Uncertainty in artificial intelligence*, pages 274–284, 1995.
- M. Hobbhahn, T. Lieberum, and D. Seiler. Investigating causal understanding in llms. In *NeurIPS ML Safety Workshop*, 2022.
- E. Kıcıman, R. Ness, A. Sharma, and C. Tan. Causal reasoning and large language models: Opening a new frontier for causality. *arXiv preprint arXiv:2305.00050*, 2023.
- K. B. Korb and A. E. Nicholson. *Bayesian artificial intelligence*. CRC press, 2010.
- M. Kretschmer, S. V. Adams, A. Arribas, R. Prudden, N. Robinson, E. Saggioro, and T. G. Shepherd. Quantifying causal pathways of teleconnections. *Bulletin of the American Meteorological Society*, 102(12):E2247 – E2263, 2021. doi: 10.1175/BAMS-D-20-0117.1. URL <https://journals.ametsoc.org/view/journals/bams/102/12/BAMS-D-20-0117.1.xml>.
- S. L. Lauritzen and D. J. Spiegelhalter. Local computations with probabilities on graphical structures and their application to expert systems. *Journal of the Royal Statistical Society: Series B (Methodological)*, 50(2):157–194, 1988.
- P. Lewis, E. Perez, A. Piktus, F. Petroni, V. Karpukhin, N. Goyal, H. Küttler, M. Lewis, W. tau Yih, T. Rocktäschel, S. Riedel, and D. Kiela. Retrieval-augmented generation for knowledge-intensive nlp tasks, 2021.
- A. Li and P. Beek. Bayesian network structure learning with side constraints. In *International conference on probabilistic graphical models*, pages 225–236. PMLR, 2018.
- A. Litvinova, R. H. Kurvers, R. Hertwig, and S. M. Herzog. How experts’ own inconsistency relates to their confidence and between-expert disagreement. *Scientific Reports*, 12(1):9273, 2022.
- S. Long, A. Piché, V. Zantedeschi, T. Schuster, and A. Drouin. Causal discovery with language models as imperfect experts. *arXiv preprint arXiv:2307.02390*, 2023a.

- S. Long, T. Schuster, A. Piché, S. Research, et al. Can large language models build causal graphs? *arXiv preprint arXiv:2303.05279*, 2023b.
- D. Malinsky and P. Spirtes. Causal structure learning from multivariate time series in settings with unmeasured confounding. In T. D. Le, K. Zhang, E. Kiciman, A. Hyvärinen, and L. Liu, editors, *Proceedings of 2018 ACM SIGKDD Workshop on Causal Discovery*, volume 92 of *Proceedings of Machine Learning Research*, pages 23–47, London, UK, 20 Aug 2018. PMLR.
- A. R. Masegosa and S. Moral. An interactive approach for bayesian network learning using domain/-expert knowledge. *International Journal of Approximate Reasoning*, 54(8):1168–1181, 2013.
- C. Meek. Causal inference and causal explanation with background knowledge. In *Proceedings of the Eleventh Conference on Uncertainty in Artificial Intelligence, UAI’95*, page 403–410, San Francisco, CA, USA, 1995. Morgan Kaufmann Publishers Inc. ISBN 1558603859.
- C. Meek. *Graphical Models: Selecting causal and statistical models*. PhD thesis, Carnegie Mellon University, 1997.
- S. Mukherjee and T. P. Speed. Network inference using informative priors. *Proceedings of the National Academy of Sciences*, 105(38):14313–14318, 2008.
- N. Pawlowski, J. Vaughan, J. Jennings, and C. Zhang. Answering causal questions with augmented llms. 2023.
- J. Pearl et al. Models, reasoning and inference. *Cambridge, UK: CambridgeUniversityPress*, 19(2): 3, 2000.
- J. Peters, D. Janzing, and B. Schölkopf. *Elements of causal inference: foundations and learning algorithms*. 2017.
- K. Sachs, O. Perez, D. Pe’er, D. A. Lauffenburger, and G. P. Nolan. Causal protein-signaling networks derived from multiparameter single-cell data. *Science*, 308(5721):523–529, 2005.
- M. Scutari and J.-B. Denis. *Bayesian networks*. Chapman & Hall/CRC Texts in Statistical Science. Chapman & Hall/CRC, Philadelphia, PA, June 2014.
- M. Scutari, C. E. Graafland, and J. M. Gutiérrez. Who learns better bayesian network structures: Accuracy and speed of structure learning algorithms. *International Journal of Approximate Reasoning*, 115:235–253, 2019. ISSN 0888-613X. doi: <https://doi.org/10.1016/j.ijar.2019.10.003>. URL <https://www.sciencedirect.com/science/article/pii/S0888613X19301434>.
- P. Spirtes, C. Glymour, and R. Scheines. *Causation, Prediction, and Search*. MIT press, 2nd edition, 2000.
- P. Suter, J. Kuipers, G. Moffa, and N. Beerenwinkel. Bayesian structure learning and sampling of bayesian networks with the r package bidag. *Journal of Statistical Software*, 105(9):1–31, 2023. doi: 10.18637/jss.v105.i09. URL <https://www.jstatsoft.org/index.php/jss/article/view/v105i09>.
- K. Tian, E. Mitchell, A. Zhou, A. Sharma, R. Rafailov, H. Yao, C. Finn, and C. D. Manning. Just ask for calibration: Strategies for eliciting calibrated confidence scores from language models fine-tuned with human feedback, 2023.
- A. Vashishtha, A. G. Reddy, A. Kumar, S. Bachu, V. N. Balasubramanian, and A. Sharma. Causal inference using llm-guided discovery. *arXiv preprint arXiv:2310.15117*, 2023.

- T. Vigen. Spurious correlations, <https://www.tylervigen.com/spurious-correlations>, 2023. accessed 09/11/2023.
- Z. Wang, X. Gao, Y. Yang, X. Tan, and D. Chen. Learning bayesian networks based on order graph with ancestral constraints. *Knowledge-Based Systems*, 211:106515, 2021.
- J. Wei, X. Wang, D. Schuurmans, M. Bosma, B. Ichter, F. Xia, E. Chi, Q. Le, and D. Zhou. Chain-of-thought prompting elicits reasoning in large language models, 2023.
- A. V. Werhli and D. Husmeier. Reconstructing gene regulatory networks with bayesian networks by combining expression data with multiple sources of prior knowledge. *Statistical applications in genetics and molecular biology*, 6(1), 2007.
- M. Willig, M. ZECVI C, D. S. Dhami, and K. Kersting. Probing for correlations of causal facts: Large language models and causality. *preprint*, 2023.
- S. Wright. The method of path coefficients. *The annals of mathematical statistics*, 5(3):161–215, 1934.
- E. L. Wynder. Tobacco as a cause of lung cancer: some reflections. *American Journal of Epidemiology*, 146(9):687–694, 1997.
- F. Xu, Q. Lin, J. Han, T. Zhao, J. Liu, and E. Cambria. Are large language models really good logical reasoners? A comprehensive evaluation and beyond, 2023.
- J.-G. Xu, Y. Zhao, J. Chen, and C. Han. A structure learning algorithm for bayesian network using prior knowledge. *Journal of Computer Science and Technology*, 30:713–724, 2015.
- M. Zečević, M. Willig, D. S. Dhami, and K. Kersting. Causal parrots: Large language models may talk causality but are not causal. *Transactions on Machine Learning Research*, 2023. ISSN 2835-8856. URL <https://openreview.net/forum?id=tv46tCzs83>.
- C. Zhang, D. Janzing, M. van der Schaar, F. Locatello, and P. Spirtes. Causality in the time of llms: Round table discussion results of clear 2023. *Proceedings of Machine Learning Research vol TBD*, 1:7, 2023.

Appendix A. Details on the Prompt

Here, we describe the details of the prompt used. In the following prompt scheme, curly brackets $\{\}$ denotes elements that are replaced by corresponding elements from the problem description and the specific CI statement which is queried. In particular $\{\text{field}\}$ and $\{\text{context}\}$ are replaced by their values for the problem, and $\{x\}$, $\{y\}$ and $\{z\}$ are the name of the variables involved in the CI ($X \perp\!\!\!\perp Y|Z$). If $Z = \emptyset$ the whole **conditioned on $\{z\}$** is dropped from the prompt.

```

system: You are a helpful expert in {field} willing to answer
questions.
You will be asked to provide your estimate and confidence
on statistical independence between two variables
(eventually conditioned on
a set of variables).
Your answer should not be based on data or observations,
but only on the available knowledge.
Even when unsure or uncertain, provide a valid answer and uncertainty.
Answer only in the required format.

user:

```

{context}
Consider the following variables:
{variables list}
is {x} conditionally independent of {y} conditioned on {z}?

system: After explaining your reasoning, provide the answer between brackets as YES/NO, with percentage uncertainty between parenthesis. Where YES stands for
\"{x} is conditionally independent of {y} conditioned on {z}\"
and NO stands for
\"{x} is not conditionally independent of {y} conditioned on {z}\".
For example [NO (50%

Appendix B. Spurious Correlations

We report in Table 2 the responses obtained for the `spurious` problem over 15 marginal independence statements for the corresponding pairs of spuriously associated variables. We report the decisions obtained with the voting and the two statistical approaches; moreover, we report the number of NO and YES answers among the $n = 20$ batched responses.

Appendix C. Response Example

Considering the relationship between per capita consumption of chicken and US crude oil imports:

- The per capita consumption of chicken might seem unrelated to crude oil imports at first glance, as they belong to different sectors (agriculture vs. energy).
- However, there are indirect links between them. The price of oil can influence the cost of transportation and feed, which in turn can affect the price of chicken and potentially consumption patterns.
- Additionally, broader economic factors influenced by oil prices, such as inflation rates and economic growth, could impact consumers' purchasing power and preferences.

Given these indirect connections, we cannot confidently state that there is absolute independence between these two variables. Therefore, the answer is [NO (75%

Table 2: Predictions for variable pairs of the spurious correlations dataset with gpt-4. Numbers below each statistical test denote the respective p -value.

Variable Name	Description	voting NO - YES	stat. Test ($H_0 : \perp$)	Test ($H_0 : \perp$)
spending	US spending on science, space, and technology	YES	YES	YES
suicides	Suicides by hanging, strangulation and suffocation	4 - 16	1	$\approx 10^{-4}$
pool	number of people who drowned by falling into a pool per year	YES	YES	YES
cage	number of films Nicolas Cage appeared in per year	0 - 20	1	$\approx 10^{-10}$
cheese	per capita cheese consumption	YES	YES	YES
bed	number of people who died by becoming tangled in their bedsheet	0 - 20	1	$\approx 10^{-10}$
divorce	divorce rate in Maine	YES	YES	YES
margarine	per capita consumption of margarine	1 - 19	1	$\approx 10^{-9}$
age	age of Miss America	YES	YES	YES
murder	number of people murdered by steam, hot vapors and hot objects	0 - 20	1	$\approx 10^{-10}$
revenue	total revenue generated by arcades	YES	YES	NO
CS	computer science doctorates awarded in the US	9 - 11	0.74	0.26
launches	worldwide non-commercial space launches	YES	YES	YES
Soc	sociology doctorates awarded (US)	3 - 17	1	$\approx 10^{-6}$
mozzarella	per capita consumption of mozzarella cheese	YES	YES	YES
engineering	civil engineering doctorates awarded	0 - 19	1	$\approx 10^{-10}$
boat	people who drowned after falling out of a fishing boat	YES	YES	YES
Kentucky	marriage rate in Kentucky	0 - 20	1	$\approx 10^{-10}$
Norway	US crude oil imports from Norway	YES	YES	YES
railway	drivers killed in collision with railway train	0 - 20	1	$\approx 10^{-10}$
chicken	per capita consumption of chicken	NO	NO	NO
oil	US crude oil imports	16 - 4	$\approx 10^{-4}$	1
swimming	number people who drowned while in a swimming-pool	YES	YES	YES
-pool	swimming-pool	0 - 20	1	$\approx 10^{-10}$
power	power generated by US nuclear power plants			
cars	Japanese passenger cars sold in the US	NO	YES	NO
crashing	Suicides by crashing of motor vehicle	12 - 8	0.1	0.9
spelling	letters in winning word of Scripps National Spelling Bee	YES	YES	YES
spiders	number of people killed by venomous spiders	0 - 20	1	$\approx 10^{-10}$
maths	math doctorates awarded	YES	YES	YES
uranium	uranium stored at US nuclear power plants	0 - 20	1	$\approx 10^{-10}$

Appendix D. Additional Results

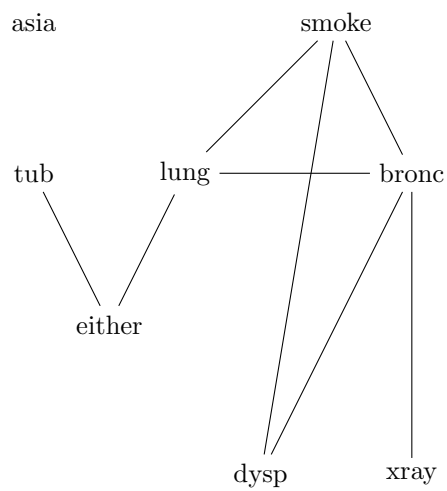


Figure 6: Graph obtained with the chatPC approach on the `asia` problem. Variables: Patient has recently visited Asia (`asia`); patient has tuberculosis (`tub`); patient is a smoker (`smoke`); patient has lung cancer (`lung`); patient has bronchitis (`bronc`); patient has dyspnoea (`dysp`); patient has either tuberculosis or lung cancer or both (`either`); positive result in chest X-ray (`xray`).