

---

# A Probabilistic Framework for LLM Hallucination Detection via Belief Tree Propagation

---

**Bairu Hou**  
UC Santa Barbara  
bairu@ucsb.edu

**Yang Zhang**  
MIT-IBM Watson AI Lab  
yang.zhang2@ibm.com

**Jacob Andreas**  
MIT CSAIL  
jda@mit.edu

**Shiyu Chang**  
UC Santa Barbara  
chang87@ucsb.edu

## Abstract

This paper focuses on the task of hallucination detection, which aims to determine the truthfulness of LLM-generated statements. To address this problem, a popular class of methods utilize the LLM’s self-consistencies in its beliefs in a set of logically related augmented statements generated by the LLM, which does not require external knowledge databases and can work with both white-box and black-box LLMs. However, in many existing approaches, the augmented statements tend to be very monotone and unstructured, which makes it difficult to integrate meaningful information from the LLM beliefs in these statements. Also, many methods work with the binarized version of the LLM’s belief, instead of the continuous version, which significantly loses information. To overcome these limitations, in this paper, we propose Belief Tree Propagation (BTPROP), a probabilistic framework for LLM hallucination detection. BTPROP introduces a *belief tree* of logically related statements by recursively decomposing a parent statement into child statements with three decomposition strategies, and builds a hidden Markov tree model to integrate the LLM’s belief scores in these statements in a principled way. Experiment results show that our method improves baselines by 3%-9% (evaluated by AUROC and AUC-PR) on multiple hallucination detection benchmarks. Code is available at <https://github.com/UCSB-NLP-Chang/BTProp>.

## 1 Introduction

Large language models (LLMs) have shown impressive performance across various domains. Existing LLMs are recognized for their ability to follow human instruction and generate outputs that are both grammatically correct and contextually relevant. However, a notable limitation is their occasional divergence from factual accuracy and real-world knowledge. This issue, commonly referred to as “hallucination”, significantly undermines the reliability and trustworthiness of LLMs.

Various methods have been developed to detect hallucinated statements generated by LLMs. One naive solution is to directly prompt the LLM to output confidence scores for the truthfulness of the statements (referred as “model beliefs” in this paper and prior work [1–3]). However, due to the LLM’s limited knowledge and poor calibration of the confidence estimation, such beliefs may be mistaken. To resolve this problem, one important line of methods bases the truthfulness decision on the LLM’s internal knowledge as well as logical consistency[1–7]. More specifically, these approaches typically involve two steps. First, generate an augmented set of statements that are related to the target statements. The augmented statements can be premises or contradictory statements of the target statements [3, 8], or extended passages in the same topic of the target statements [4]. Second, ask the LLM to make correctness judgments for every statement in the augmented set, and then integrate these judgments to determine the truthfulness of the target statement based on the logical relationships between the augmented statements and the target statement.

To intuitively understand the idea behind such methods, consider the simplest case where there are two contradictory statements. If the LLM believes both statements are true, it would lead to a logical inconsistency and indicate that one of the decisions is flawed. By having a large number of augmented statements, we could then gather rich information about the LLM’s beliefs and correct the potential decision mistakes by resolving the logical inconsistencies. Compared to other hallucination detection methods, such as retrieval-augmented methods [9–11] and decisions based on LLM’s internal states [12–14], such consistency-based methods do not rely on external datasets and can work with both black-box and white-box LLMs, and thus gains wide popularity in the research community.

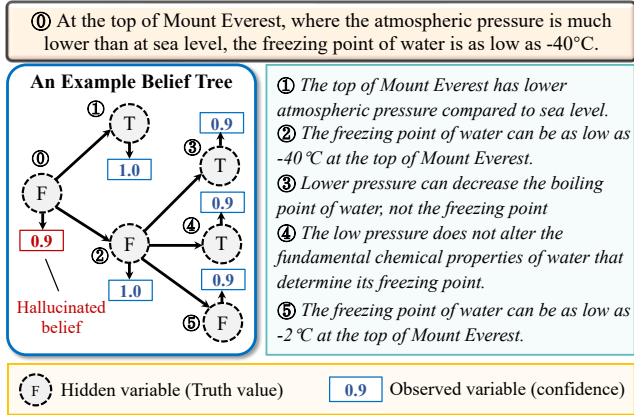


Figure 1: An example constructed belief tree.

With the same intuition, we propose Belief Tree PROPagation (BTPROP), a probabilistic framework that leverages logical consistency across model’s beliefs for LLM hallucination detection. Specifically, given a statement from the LLM’s generation, BTPROP first generates a *belief tree* of logically connected statements by recursively decomposing a parent statement into child statements. As the example shown in Figure 1, the root node of the belief tree is one sentence generated by the LLM about the freezing point of water from the FELM [15] dataset. Each child node is either supportive or contradictory to its parent node. To diversify the statements and the logical relationships, BTPROP introduces three types of decomposition paradigms. After that, BTPROP builds a directed graphical model (a “hidden Markov tree”) [16, 17] in which the LLM’s confidence scores are modeled as observed variables, and the ground-truth truthfulness of the statements as the corresponding hidden variables. Thus the truthfulness decision is turned into a standard principled probabilistic inference problem. By estimating the emission probabilities and transition probabilities properly, we can do inference in this hidden Markov tree model to correct the potential wrong beliefs of LLMs.

Compared to existing hallucination detection methods [4, 7] that directly sample additional responses from the LLM as augmentations, our method organize more diverse statements into a tree structure to better utilize the model’s beliefs. Furthermore, our method can integrate the model beliefs in a principled and probabilistic manner. Experiment results show that our method achieves state-of-the-art performance, improving the hallucination detection performance (AUROC and AUC-PR) by 3% - 9% on FELM-Science [15] and FactCheckGPT [18] datasets.

## 2 Related Work

**Hallucinations in LLMs.** Hallucination has become a prominent topic in the research of LLMs [12, 19–22]. In existing literature, hallucination typically refers to the phenomenon where LLMs generate nonfactual, nonsensical, or unfaithful outputs. Hallucinations have been observed in various tasks such as text summarization [23–26], question answering [21], and machine translation [27–30]. Prior work [31, 32, 32] characterizes hallucination into two main types: factuality hallucination and faithfulness hallucination. Factuality hallucinations refer to outputs that are inconsistent with real-world facts or cannot be verified. In comparison, faithfulness hallucinations shift to the generated content that deviates from the user’s instruction or user-provided contextual information. In this paper, we mainly focuses on factuality hallucinations and aim to better leverage the LLM’s intrinsic capabilities to detect such nonfactual statements within their generations.

**Hallucination detection.** Existing approaches to detect factuality hallucination can be divided into two categories. The retrieval-based methods [10, 11, 33–38] involve comparing the LLM’s output with information retrieved from a reliable knowledge base to assess its factuality. However, these methods depend heavily on external knowledge bases, making them less flexible. To detect

hallucinations when an external knowledge base is inaccessible, another category of methods leverages the model’s intrinsic capabilities. Among these intrinsic methods, some approaches leverage the reasoning ability of LLMs to detect and reduce hallucinations [15, 20] via chain-of-thought prompting [39]. Uncertainty-based methods perform token-level or sentence-level uncertainty quantification [18, 40] and use the uncertainty to predict whether the model’s generation is non-factual. When the model’s parameters and hidden states are accessible, probing these hidden states has also been shown to be effective in detecting hallucinations [12–14]. The sampled-based methods (or consistency-based methods) [4, 6, 7] sample multiple additional responses to the user prompt and then perform consistency checks between the augmented responses and the original model generation. Inconsistencies are then used to detect hallucinations. Our method also aims to detect hallucinations using the model’s intrinsic capabilities and is closely related to the consistency-based methods. Instead of sampling additional responses and performing unstructured consistency checks, our method generates logically-related statements organized in a tree structure. We further propose a probabilistic framework based on the hidden Markov tree model to check consistency and detect hallucinations.

**Improving factuality via logical consistency.** A growing body of research explores improving LLMs’ factuality using the logical consistency across their beliefs [1–3, 5, 8, 41, 42]. Starting from an initial text (*e.g.*, a statement requiring truthfulness assessment or a question), these methods identify additional texts that are logically connected to the initial text and organize them in tree or graph structures. The inconsistencies of model’s beliefs on the factual correctness of these texts are resolved based on the inferential relations among these texts. One main limitation is that they treat the beliefs (LM-generated truth values or probabilities) as calibrated, which is generally not the case. Motivated by this, we build a probabilistic framework to integrate the model’s beliefs and figure out the most possible and reliable correctness evaluation of the initial text.

### 3 Methodology

In this section, we will describe the details of the proposed method, which leverages the inconsistency in model beliefs for hallucination detection.

#### 3.1 Problem Formulation

Given a statement  $v$  from the LLM-generated text, *e.g.*, ‘A star’s temperature is determined by the amount of mass and energy it has’, and an LLM, our primary goal is to use the LLM to gauge the correctness of the statement. Many previous works use simple prompting techniques to directly elicit the LLM’s belief of the statement, whose output would typically be in the form of *confidence scores* between  $[0, 1]$ . For example, one approach is to directly ask the LLM whether it believes this statement to be true. By sampling multiple answers from the LLM, we can obtain the confidence score as the percentage of the answers that say ‘yes’.

Denote  $S_v$  as LLM’s confidence score regarding statement  $v$  reflecting the LLM’s original belief of the statement. Then  $S_v$  should be close to one if the LLM believes the statement is true, and zero otherwise. However, due to LLM’s limited knowledge and capability,  $S_v$  does not always align with the actual truthfulness of the statement – the scores could be high for some false statements, and low for true ones. In this paper, we will seek to improve the truthfulness judgment with the LLM over its confidence score  $S_v$ .

#### 3.2 Our Method: An Intuitive Overview

The basic idea of our approach is to construct a *belief tree*, denoted as  $\mathcal{T}$ , where the root node is the target statement, each child node is a statement logically related to the parent node, and each edge represents the logical connection between the two nodes. We then obtain the confidence scores of all the nodes and use the logical consistency among the scores to correct any potential mistakes in the scores.

Figure 2 shows an example, where the target statement is ‘A star’s temperature is determined by the amount of mass and energy it has’. This statement is true but assume that the LLM produces a low confidence score, 0.1, for the statement. To correct this error, we can construct a belief tree  $\mathcal{T}$  by generating two child nodes from the target node, where the first, which is true, is entailed by

the target statement and the second, which is false, contradicts the target statement. Assume that the LLM correctly assigns a high confidence score to the former and a low score to the latter. In this case, we can easily spot that the belief of the target node is logically inconsistent with those of the child nodes, and that increasing the confidence score of the target node would resolve the logical inconsistency, hence correcting the mistake.

Of course, the example above shows the simplest case where the LLM’s beliefs in the child nodes are all correct, whereas, in reality, the child nodes’ beliefs may as well be wrong. To mitigate these additional errors, we can construct a much larger belief tree with greater depth and many different statements. Assuming the errors in the confidence scores are sporadic, we can then expect to correct most of these errors, in both the target and child nodes, by taking into account all the confidence scores and their logical consistency.

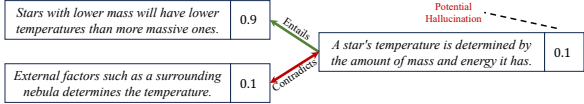


Figure 2: Motivating example for the proposed method.

An example of such a full belief tree is shown in Figure 3.

As implied by the discussion above, our algorithm consists of two components: ❶ Constructing the belief tree, and ❷ inferring the truthfulness of the target statement by integrating the confidence scores across the belief tree. Section 3.3 will discuss the former and Sections 3.4-3.6 the latter.

### 3.3 Belief Tree Construction

Since the belief tree  $\mathcal{T}$  consists of nodes as statements and edges as the logical relationships between parent and child statements, the construction of the belief tree iterates between the following two steps. **Step 1:** Given a statement as the parent node, generate a set of logically connected statements as the children nodes. **Step 2:** Determine the logical connection between the children nodes and parent node. The iterative process starts with the target statement as the root node, and terminates when the maximum tree depth is reached. Each step is detailed below.

**Generating Child Statements** The success of our algorithm hinges on the diversity of the generated statements. Hence, we instruct the LLM to choose from three types of statement generation strategies.

**Strategy 1: Statement Decomposition.** For statements containing multiple facts/claims, we can decompose them into individual sub-statements. Figure 1 shows an example where the target statement (*Node 0*) contains multiple facts (the atmosphere pressure level and the freezing point of water on Mound Everest), which is then decomposed into two statements, one on the atmosphere pressure level and one on the freezing point of water. Statement decomposition can be achieved by prompting the LLM with in-context examples, as listed in Appendix A.1.

**Strategy 2: Supportive and Contradictory Premises.** In this strategy, the LLM is instructed to generate a set of premises that are each supportive or contradictory to the parent claim. When verifying the truthfulness of *Node 2* in Figure 1 about the freezing point of water, we can prompt the model to generate contradictory premises (*Node 3* and *Node 4*) that implies the limited influence of low pressure on the freezing point of water. By leveraging these generated premises, we can indeed correct the model’s wrong belief on *Node 2* since the model’s confidence scores on these generated premises are high in this example.

**Strategy 3: Statement Correction.** In this strategy, the LLM is instructed to generate what it believes to be corrected versions of the parent statement. The *Node 5* in Figure 1 shows one example of the statement correction process, where the statement is about the freezing point of water. Then the corrected statements would be almost the same as the parent statement (*Node 2*), except that the actual temperature is replaced with alternatives that LLM believes may be true. This strategy is implemented via a three-step prompting process. First, the LLM is prompted to generate a question about the key information in the statement. For example, the key information in *Node 2* in Figure 1 is the freezing point. Then, the LLM is instructed to answer the generated question, and multiple answers will be sampled. Finally, the LLM is prompted to generate a corrected statement from the original statement if it is wrong according to each sampled answer. Note that there can be multiple corrected statements because the LLM may produce different answers when sampled multiple times.

Also, the corrected statements may include the parent statement itself if the LLM believes the parent statement is a likely answer. More details about this process can be found in Appendix A.1.

To select the most appropriate strategies for each parent claim, we introduce the following routing procedure. First, we always start by asking the LLM to attempt the statement decomposition strategy. If the decomposition returns multiple statements, which indicates that the decomposition is meaningful and successful, we would use these decomposed statements as the child statements. If the decomposition returns only a single statement, indicating that the parent statement cannot be further decomposed, we will then prompt the LLM to select between strategies 2 and 3 with a list of rules and examples. The detailed prompts will be listed in Appendix A.1.

**Determining Logical Relationships** Given a pair of parent and child statements,  $u$  and  $v$ , we consider the following four logical relationships: ① Equivalence,  $u \Leftrightarrow v$ , if  $u$  entails  $v$  and  $v$  entails  $u$ ; ② entailment,  $u \Rightarrow v$ , if  $u$  entails  $v$  but  $v$  is neutral to  $u$ ; ③ reverse entailment,  $u \Leftarrow v$ , if  $u$  is neutral to  $v$  but  $v$  entails  $u$ ; and ④ contradiction,  $u \Rightarrow \neg v$  (or, equivalently,  $v \Rightarrow \neg u$ ). Note that we do not consider the completely neutral relationship because any statements determined as completely neutral to their parent statement will be removed.

For the decomposition strategy (strategy 1), the child node statements are, by construction, *jointly equivalent* to the parent statement. Formally, denote  $u$  as the parent node and  $\mathcal{C}(u)$  as the set of its child nodes, then their logical relationship is determined as  $u \Leftrightarrow \bigcap_{v \in \mathcal{C}(u)} v$ .

For strategies 2 and 3, since each child statement is independently generated, we only need to determine their *individual* relationship to the parent statement, rather than the joint relationship. To this end, we leverage an off-the-shelf natural language inference (NLI) model to infer the entailment, neutrality, or contradiction between the statements. For each pair of parent statement  $u$  and an *individual* child statement  $v$ , we derive two NLI relationships, one by setting  $u$  as the premise and  $v$  as the hypothesis, and the other with  $u$  and  $v$  switched. The two NLI outputs are then mapped to the aforementioned logical relationships – (*entail*, *entail*) mapped to *equivalence*; (*entail*, *neutral*) mapped to *entailment*; (*neutral*, *entail*) mapped to *reverse entailment*; and any results containing *contradict* in either direction mapped to *contradiction*. As mentioned, if the NLI module returns (*neutral*, *neutral*), the corresponding child statement will be discarded.

**Prior Belief Estimation** The last step of the belief tree construction is to estimate the model’s belief (*i.e.*, whether the statement is true) on each node. We adopt the simple prompting method discussed in Section 3.1 to obtain LLM’s confidence scores. Specifically, we directly probe the LLM with the prompt ‘True or False? {target statement}’ and use the next token prediction probabilities of the words ‘True’ and ‘False’ to compute the model confidence. We normalize the prediction logits of the two words to get the confidence score of that statement. The only exception is in the case of statement correction, where the LLM is already instructed to output alternative statements it believes to be true. As a result, we simply set the confidence score of each generated statement to 1. Our empirical analysis shows that this would greatly reduce the number of LLM queries without deteriorating the performance.

### 3.4 A Hidden Markov Tree Model

After the belief tree is constructed, the next question is how to utilize the confidence scores across the tree to better determine the truthfulness of the root statement, namely the target statement. To this end, we introduce a hidden Markov tree model and frame the truthfulness estimation problem as a probabilistic inference problem.

Figure 3 shows an example hidden Markov tree model built upon the belief tree, where there are two layers of variables. The upper layer consists of the confidence score of each statement, *i.e.*,  $\{S_u\}$ , which is estimated during the belief tree construction process. The lower layer consists of the binary variables representing the actual correctness of each statement, denoted as  $\{Z_u\}$ .  $Z_u = 1$  if statement  $v$  is correct and  $Z_u = 0$  otherwise.  $\{S_u\}$  are observed variables while  $\{Z_u\}$  are hidden variables.

Given the above hidden Markov tree model, determining the truthfulness of the target statement can be cast as computing the posterior probability, *i.e.*,  $p(Z_0 = 1 | \{S_u\})$ , which means the truthfulness of the root node given the confidence scores on all the nodes in this belief tree. According to the probability graph in figure 3, we need to estimate the following probabilities.

The first set is the *emission probability*,  $p(S_u|Z_u)$ , which characterizes the LLM’s confidence score of the statement given its underlying truthfulness. The emission probability captures the quality of LLM’s original confidence score. If the confidence score is accurate, then  $p(S_u|Z_u = 1)$  will concentrate its probability mass towards 1, and  $p(S_u|Z_u = 0)$  will concentrate its probability mass towards 0. Otherwise, the conditional distributions will be more spread.

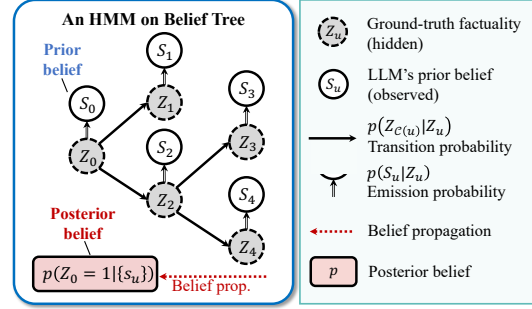


Figure 3: An example hidden Markov tree model.

The second set of distribution is the *transition probability*,  $p(Z_{C(u)}|Z_u)$ , where  $Z_{C(u)}$  represent the set of truthfulness variables of all the child nodes of  $u$ . The transition probability is the joint probability of the truthfulness of the child statements given that of the parent statement, which captures the logical relationships among these statements.

The third set of distribution is the *prior distribution* of hidden variables, *i.e.*,  $p(Z_u = z)$ , which refers to the probability of an arbitrary statement  $u$  generated by the LLM being true or false. We use uniform prior (both 0.5 for  $z = 1$  and  $z = 0$ ) in this paper.

Therefore, the process of computing the posterior probability contains two steps: ② the estimation step, to first estimate these probabilities on a held-out dataset. ③ the inference step, to compute the posterior probability for each testing example. Section 3.5 will discuss how to determine the emission and transition probabilities and Section 3.6 how to infer  $p(Z_0 = 1|S_u)$ .

### 3.5 Determining Conditional Probabilities

**Determining Emission Probabilities** The emission probabilities,  $p(S_u|Z_u)$ , can be estimated from labeled datasets. Specifically, given a dataset of statements with truthfulness labels, we can run the LLM to obtain the confidence scores of all the statements. We can then estimate  $p(S_u|Z_u = 1)$  by obtaining the empirical distribution of the confidence scores within the statements labeled as true, and  $p(S_u|Z_u = 0)$  within the statements labeled as false. To obtain the empirical distribution of the continuous confidence scores, we first quantize the support  $[0, 1]$  into multiple bins, and count the histogram of the confidence scores falling into each bin. The boundaries of each bin are listed in Table 1.

**Determining Transition Probabilities** The transition probability,  $p(Z_{C(u)}|Z_u)$ , is a multivariate Bernoulli distribution with the support  $\{0, 1\}^m$ , where  $m$  is the size of  $C(u)$ . As discussed in Section 3.3, different statement generation strategies have different logical relationship properties. For the statement decomposition strategy, the child statements are always jointly equivalent to the parent statement. Therefore, when the parent claim is true, *i.e.*,  $Z_u = 1$ , we know that all of the child statements must be true, and thus  $p(Z_{C(u)} = z|Z_u = 1)$  equals one when  $z$  is an all-one vector and zero when  $z$  takes other values. Conversely, when the parent claim is false, *i.e.*,  $Z_u = 0$ , we can infer that at least one child statement is wrong, so  $p(Z_{C(u)} = z|Z_u = 0)$  is set to zero when  $z$  is an all-one vector and uniformly set to  $1/(2^m - 1)$  when  $z$  takes other values.

Table 1: Empirical estimation of the emission probability on Wikibio-GPT3 dataset [4].

	$S_u \in [0.0, 0.2)$	$[0.2, 0.4)$	$[0.4, 0.7)$	$[0.7, 0.9)$	$[0.9, 1.0]$
$Z_u = \text{True}$	0.12	0.05	0.10	0.08	0.65
$Z_u = \text{False}$	0.30	0.10	0.15	0.13	0.32

For the other two strategies, the child statements of the same parent statement are considered independent conditional on the parent statement. Therefore, we can decompose the probability  $p(Z_{C(u)}|Z_u)$  into  $\prod_{v \in C(u)} p(Z_v|Z_u)$ , where each  $p(Z_v|Z_u)$  is the transitional probability between parent statement  $u$  and one child statement  $v$ .  $p(Z_v|Z_u)$  is determined based on the four different possible logical relationships between  $u$  and  $v$  (recall the discussion in Section 3.3), which is listed in Table 2, where  $p_t$  and  $p_f$  are two hyper-parameters.

Table 2: Transition probability given different logical relationships between two nodes.  $p_t$  and  $p_f$  are set to 0.5 in this paper.

	$u \Leftrightarrow v$		$u \Rightarrow v$		$u \Leftarrow v$		$u \Rightarrow \neg v$	
	$u = \text{True}$	$u = \text{False}$	$u = \text{True}$	$u = \text{False}$	$u = \text{True}$	$u = \text{False}$	$u = \text{True}$	$u = \text{False}$
$v = \text{True}$	1.0	0.0	1.0	$p_t$	$p_t$	0.0	0.0	$p_t$
$v = \text{False}$	0.0	1.0	0.0	$p_f$	$p_f$	1.0	1.0	$p_f$

### 3.6 Inferring the Posterior Probability of $Z_0$

Inferring the posterior probability  $p(Z_0 = 1|\{S_u\})$  is a standard inference problem in hidden Markov tree models and we can directly apply the standard *upward-downward algorithm* [16] to efficiently compute this probability. For brevity, we will only describe the gist of the algorithm here. More details can be found in Appendix A.3 and previous work [16, 17].

The algorithm introduces an auxiliary conditional distribution  $\beta(z, u) \equiv p(S_{\mathcal{T}(u)}|Z_u = z)$ , where  $z \in \{0, 1\}$  and  $S_{\mathcal{T}(u)}$  represents the confidence scores of all the nodes in the sub-tree whose root node is  $u$ . By definition, the posterior probability of our interest,  $p(Z_0 = 1|\{S_{\mathcal{T}(0)}\})$ , can be represented as  $\beta(z = 1, 0)/(\beta(z = 0, 0) + \beta(z = 1, 0))$ . According to the Bayesian rule, we can derive a recursive relationship between  $\beta(z, u)$  of a parent node  $u$  and those of the child nodes:

$$\beta(z, u) = p(S_u|Z_u = z) \cdot \sum_{Z_{\mathcal{C}(u)} \in \{0, 1\}^m} p(Z_{\mathcal{C}(u)}|Z_u = z) \prod_{v \in \mathcal{C}(u)} \beta(Z_v, v), \quad (1)$$

where  $m$  is the size of  $\mathcal{C}(u)$  (namely the number of child statements to node  $u$ ). Note that the first term on the RHS is the emission probability, and the first term inside the summation is the transition probability, which are both already known. Therefore, Equation 1 provides a way to compute  $\beta(z, 0)$  recursively from the leaf nodes back to the root node. First, we compute the  $\beta(z, u)$  of the leaf nodes as  $\beta(z, u) = p(S_u|Z_u = z)$ . Then, we use Equation 1 to recursively compute the  $\beta(z, u)$  of a parent node  $u$  from their child nodes, until the root node is reached. The entire process is essentially propagating and merging the beliefs in the confidence scores from sub-trees upward to the parent node. By the time we reach the root node, we have gathered the information of all the confidence scores. Hence this process is also referred to as a *belief propagation* process.

We summarize the whole algorithm in Appendix A.4.

## 4 Experiments

In this section, we conduct empirical evaluations on commonly-used hallucination detection benchmarks to demonstrate the effectiveness of the proposed method.

### 4.1 Experiment Configurations

**Datasets** We follow the previous work of hallucination detection [4, 15] and use the following datasets for evaluation: Wikibio-GPT3 [4], FELM-Science [15], and FactCheckGPT [43]. Wikibio-GPT3 mainly consists of biography articles generated by LLMs, whereas FELM-Science and FactCheckGPT cover a broader range of topics such as physics, chemistry, and computer science.

**Evaluation settings and metrics** Following the default settings on each dataset, we conduct hallucination detection at sentence-level on Wikibio-GPT3 and FactCheckGPT and segment-level on FELM-Science. Our evaluation encompasses a comprehensive set of metrics, including the area under the receiver operator characteristic curve (AUROC), area under the precision-recall curve (AUC-PR), F1 score, and detection accuracy. As F1 score and detection accuracy evaluation require a decision threshold, we search for the optimal threshold to maximize the F1 score for each method and compute the two metrics. Note that when computing these metrics, we consider hallucinated examples as positive instances, following the default configurations of these datasets. Moreover, Wikibio-GPT3 and FELM-Science exhibit significant class imbalances, so the detection accuracy on these datasets serve merely as reference points.

**Baselines** We include the following baselines for comparison. The implementation details are available in Appendix A.1. **(1) Prior confidence**, which directly queries the model’s confidence

Table 3: Hallucination detection performance of different methods. We report AUROC, ROC-PR, F1 score, and detection accuracy(Acc) for all methods with two different backbone models. The best results are highlighted in **bold**.

Method	Backbone	AUROC	AUC-PR	F1	Acc	Backbone	AUROC	AUC-PR	F1	Acc
Wikibio-GPT3										
Prior Confidence	GPT-3.5 -Turbo	73.1	85.7	84.5	76.3	Llama3-8B Instruct	71.0	85.7	85.5	75.9
Chain-of-thought		71.3	83.4	85.2	76.4		72.0	84.4	85.3	75.7
SelfCheckGPT		<b>82.6</b>	<b>91.3</b>	86.6	80.0		<b>77.0</b>	<b>86.8</b>	<b>86.1</b>	76.8
<b>BTPROP</b>		80.7	90.4	<b>87.6</b>	<b>80.4</b>		74.0	86.2	<b>86.1</b>	<b>77.5</b>
FELM-Science										
Prior Confidence	GPT-3.5 -Turbo	75.5	37.2	42.1	81.6	Llama3-8B Instruct	76.1	38.2	44.0	80.6
Chain-of-thought		56.3	19.0	28.6	72.5		61.6	25.7	32.6	71.2
SelfCheckGPT		77.4	45.7	51.3	<b>84.4</b>		<b>77.8</b>	39.5	49.1	76.5
Maieutic-Prompting		-	-	27.2	82.6		-	-	22.9	79.2
<b>BTPROP</b>	<b>79.1</b>	<b>52.3</b>	<b>56.5</b>	81.6	<b>77.8</b>	<b>48.2</b>	<b>51.3</b>	<b>82.8</b>		
FactCheckGPT										
Prior Confidence	GPT-3.5 -Turbo	76.0	52.6	53.6	71.5	Llama3-8B Instruct	71.9	47.6	50.8	60.5
Chain-of-thought		66.5	38.9	47.7	66.4		72.5	43.3	53.2	66.1
SelfCheckGPT		74.9	49.7	54.4	74.0		72.5	46.4	51.9	65.9
Maieutic-Prompting		-	-	35.0	72.2		-	-	39.8	66.8
<b>BTPROP</b>	<b>79.4</b>	<b>54.3</b>	<b>60.2</b>	<b>75.3</b>	<b>73.9</b>	<b>49.1</b>	<b>55.3</b>	<b>72.6</b>		

regarding the truthfulness of each sentence or segment. **(2) Chain-of-thought**, which prompts the model to first generate a reasoning process before deciding the truthfulness. We adopt the Chain-of-thought prompting method from the official FELM [15] dataset, with slight modifications for sentence-level and segment-level hallucination detection. **(3) SelfCheckGPT** [4], which samples additional responses from the model and use the inconsistency between each response and the target statement for hallucination detection. Among the multiple variants, we choose SelfCheckGPT-prompt for comparison, which achieves the best performance. We sample 20 responses for hallucination detection following its default configuration. **(4) Maieutic-Prompting** [8], which first builds a belief tree via backward-chaining and then infers the truth-value of the original statement that resolves the inconsistencies.

**Implementation details** We evaluate our method along with baselines using both closed-sourced and open-sourced models, including GPT-3.5-turbo-0125 and Llama-3-8B-Instruct. For our method, we set the maximum belief tree depth to 2. We employ greedy decoding during belief tree construction and prior belief estimation. The exception is the statement correction strategy, where we sample 5 corrected statements using temperature 0.7. Additionally, since each statement in FactCheckGPT is manually processed to ensure it contains only one property or fact, we do not apply statement decomposition when build the belief tree for statements from FactCheckGPT. We use the first 120 examples in the Wikibio-GPT3 dataset to estimate the emission probability in our method, and validate it on the remaining examples and two other datasets. More implementation details can be found in Appendix A.1.

## 4.2 Experiment Results

**Overall comparison** We evaluate the effectiveness of BTPROP with the experiment results in Table 3. We highlight the following observations. First, our method achieves the best performance on FELM-Science and FactCheckGPT datasets across different backbones, demonstrating the superiority of our method. BTPROP improves upon the best baselines by 3% - 9% on AUROC and ROC-PR. The only exception is the Wikibio-GPT3 dataset, where the SELF-CHECKGPT is more effective for detection hallucinated outputs in biographies generated by LLMs. Second, compared to SELF-CHECKGPT which leverages contradictions between the target statement and the sampled responses for hallucination detection, our method is more effective on detecting hallucinated responses related to scientific knowledge. Both FELM-Science and FactCheckGPT datasets contain a significant proportion of questions on scientific knowledge, and our method achieves the best performance on them. Third, chain-of-thought prompting is less effective in hallucination detection, especially on the FELM-Science dataset. This finding aligns with the experimental results in the original FELM dataset paper. Our experiments show that the model tends to regard the input sentence as true most of the



time, leading to sub-optimal performance. Finally, the Maieutic-prompting method, which is originally designed to verify the correctness of statements related to commonsense reasoning, is less effective for hallucination detection. Even on the FELM-Science and FactCheckGPT datasets which contain many statements about scientific knowledge, it remains less effective compared to other methods.

**Deployment efficiency** One concern on our method is the belief tree construction would be time-consuming and inefficient. Therefore, we compare the time cost of our method with the baselines on the FELM-Science and FactCheckGPT datasets, where our method significantly outperform baselines. We use the open-sourced Llama-3-8b-Instruct

model as the backbone, and eliminate CoT prompting method on FELM-Science dataset due to its poor performance. We visualize the trade-off between hallucination detection performance and the time cost in Figure 4 of different methods. The baseline methods, including SELF-CHECKGPT and CoT prompting, samples additional 20 responses for hallucination detection by default. We vary the number of samples and test the corresponding performance to visualize the trade-off. As depicted in the graph, the baseline performance shows diminishing returns in performance improvement with increased computational complexity. As time cost increases, the performance growth of the two baseline models gradually levels off, eventually reaching a point where additional time does not translate into significantly better performance. In comparison, our method can effectively trades off increased time cost for significantly improved performance. Despite its higher computational complexity, it achieves a marked improvement in performance metrics, underscoring its efficiency and effectiveness in hallucination detection compared to the baseline models.

**Qualitative results** We visualize several examples of the constructed belief trees to demonstrate how the inconsistencies in model’s beliefs help detect the hallucination. Due to space limit, we put these examples and the corresponding analyses in Appendix A.2.

**Ablation study: belief tree construction** We introduce three strategies to build the belief tree: statement decomposition, generating supportive and contradictory premises, and statement correction. We perform ablation study to demonstrate the necessity to introduce these different strategies in Table 4 using gpt-3.5-turbo-0125 as the backbone model. Specifically, we evaluate the performance of our method when only use one child node generation strategies on the FELM-Science

dataset. We highlight the following observations. First, only applying one child node generation strategy is sub-optimal. There exist a significant gap between using one strategy and using them all. Second, statement correction tends to contribute most to the performance improvement, but when combining it with other strategies, the performance can still be further improved.

## 5 Conclusion

In this paper, we propose BTPROP, a method that leverages the model’s intrinsic capability for hallucination detection. Given a statement from the LLM-generated texts, our method organizes the model’s intrinsic beliefs on neighboring statements in a belief tree. By introducing the hidden Markov tree model, we convert the the hallucination detection into a posterior probability estimation problem and propose corresponding solutions to solve it. Experiment results have demonstrate the effectiveness of our method. The future direction would be how to further improve the belief tree construction method to make it more effective and efficient.

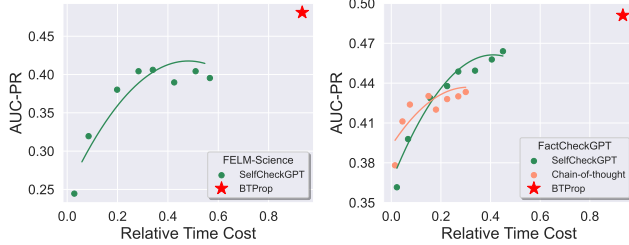


Figure 4: Performance-efficiency comparison.

Table 4: Performance of BTPROP given different child node generation strategies.

	AUROC	AUC-PR	F1	Acc
BTPROP	79.1	52.3	56.5	81.6
Decomposition only	67.9	31.2	43.3	79.6
Premise only	70.2	30.7	40.4	78.6
Correction only	77.4	47.5	53.0	81.5
Prior Conf	75.5	37.2	42.1	81.6

## 6 Acknowledgements

The work of Bairu Hou and Shiyu Chang was partially supported by National Science Foundation (NSF) Grant IIS-2207052 and NSF Grant IIS-2302730. The computing resources used in this work were partially supported by the Accelerate Foundation Models Research program of Microsoft.

## 7 Broader Impact

In this paper, our primary goal is to develop an algorithm that can integrate the model’s internal beliefs on logically-connected statements to detect hallucinations in texts generated by the LLM. Our method is designed to improve the trustworthiness of LLMs and make fully use of their intrinsic capabilities. Therefore, our method is less likely to introduce the unintended risks. We also assess the experiments to ensure they are devoid of any harmful content or adverse impacts.

## 8 Limitation

While BTPROP improves the hallucination detection performance and enhance the trustworthiness of LLMs, it involves collecting a set of augmented statements (the belief tree) to perform inference. Therefore, the main limitation of our method is its high time cost. Constructing a belief tree necessitates multiple queries to the large language model, leading to significant delays. Additionally, the time complexity of generating child nodes increases exponentially as more layers are added to the tree. A potential solution to this issue could be to develop a mechanism that selectively expands nodes within the belief tree, thereby optimizing the process.

## References

- [1] Eric Mitchell, Joseph Noh, Siyan Li, Will Armstrong, Ananth Agarwal, Patrick Liu, Chelsea Finn, and Christopher D Manning, “Enhancing self-consistency and performance of pre-trained language models through natural language inference,” in *Proceedings of the 2022 Conference on Empirical Methods in Natural Language Processing*, 2022, pp. 1754–1768.
- [2] Peter Hase, Mona Diab, Asli Celikyilmaz, Xian Li, Zornitsa Kozareva, Veselin Stoyanov, Mohit Bansal, and Srinivasan Iyer, “Methods for measuring, updating, and visualizing factual beliefs in language models,” in *Proceedings of the 17th Conference of the European Chapter of the Association for Computational Linguistics*, 2023, pp. 2714–2731.
- [3] Nora Kassner, Oyvind Tafjord, Ashish Sabharwal, Kyle Richardson, Hinrich Schuetze, and Peter Clark, “Language models with rationality,” in *The 2023 Conference on Empirical Methods in Natural Language Processing*, 2023.
- [4] Potsawee Manakul, Adian Liusie, and Mark Gales, “Selfcheckgpt: Zero-resource black-box hallucination detection for generative large language models,” in *The 2023 Conference on Empirical Methods in Natural Language Processing*, 2023.
- [5] Afra Feyza Akyürek, Ekin Akyürek, Leshem Choshen, Derry Wijaya, and Jacob Andreas, “Deductive closure training of language models for coherence, accuracy, and updatability,” *arXiv preprint arXiv:2401.08574*, 2024.
- [6] Zouying Cao, Yifei Yang, and Hai Zhao, “Autohall: Automated hallucination dataset generation for large language models,” *arXiv preprint arXiv:2310.00259*, 2023.
- [7] Niels Mündler, Jingxuan He, Slobodan Jenko, and Martin Vechev, “Self-contradictory hallucinations of large language models: Evaluation, detection and mitigation,” in *The Twelfth International Conference on Learning Representations*, 2023.
- [8] Jaehun Jung, Lianhui Qin, Sean Welleck, Faeze Brahman, Chandra Bhagavatula, Ronan Le Bras, and Yejin Choi, “Maieutic prompting: Logically consistent reasoning with recursive explanations,” in *Proceedings of the 2022 Conference on Empirical Methods in Natural Language Processing*, 2022, pp. 1266–1279.

- [9] Abhika Mishra, Akari Asai, Vidhisha Balachandran, Yizhong Wang, Graham Neubig, Yulia Tsvetkov, and Hannaneh Hajishirzi, “Fine-grained hallucination detection and editing for language models,” *arXiv preprint arXiv:2401.06855*, 2024.
- [10] Jiawei Zhang, Chejian Xu, Yu Gai, Freddy Lecue, Dawn Song, and Bo Li, “Knowhalu: Hallucination detection via multi-form knowledge based factual checking,” *arXiv preprint arXiv:2404.02935*, 2024.
- [11] Xiaohua Wang, Yuliang Yan, Longtao Huang, Xiaoqing Zheng, and Xuan-Jing Huang, “Hallucination detection for generative large language models by bayesian sequential estimation,” in *Proceedings of the 2023 Conference on Empirical Methods in Natural Language Processing*, 2023, pp. 15361–15371.
- [12] Amos Azaria and Tom Mitchell, “The internal state of an llm knows when it’s lying,” in *The 2023 Conference on Empirical Methods in Natural Language Processing*, 2023.
- [13] Weihang Su, Changyue Wang, Qingyao Ai, Yiran Hu, Zhijing Wu, Yujia Zhou, and Yiqun Liu, “Unsupervised real-time hallucination detection based on the internal states of large language models,” *arXiv preprint arXiv:2403.06448*, 2024.
- [14] Chao Chen, Kai Liu, Ze Chen, Yi Gu, Yue Wu, Mingyuan Tao, Zhihang Fu, and Jieping Ye, “Inside: LLMs’ internal states retain the power of hallucination detection,” in *The Twelfth International Conference on Learning Representations*, 2023.
- [15] Shiqi Chen, Yiran Zhao, Jinghan Zhang, I-Chun Chern, Siyang Gao, Pengfei Liu, and Junxian He, “Felm: Benchmarking factuality evaluation of large language models,” in *Thirty-seventh Conference on Neural Information Processing Systems Datasets and Benchmarks Track*, 2023.
- [16] Matthew S Crouse, Robert D Nowak, and Richard G Baraniuk, “Wavelet-based statistical signal processing using hidden markov models,” *IEEE Transactions on signal processing*, vol. 46, no. 4, pp. 886–902, 1998.
- [17] J-B Durand, Paulo Goncalves, and Yann Guédon, “Computational methods for hidden markov tree models-an application to wavelet trees,” *IEEE Transactions on Signal Processing*, vol. 52, no. 9, pp. 2551–2560, 2004.
- [18] Ekaterina Fadeeva, Aleksandr Rubashevskii, Artem Shelmanov, Sergey Petrakov, Haonan Li, Hamdy Mubarak, Evgenii Tsymbalov, Gleb Kuzmin, Alexander Panchenko, Timothy Baldwin, et al., “Fact-checking the output of large language models via token-level uncertainty quantification,” *arXiv preprint arXiv:2403.04696*, 2024.
- [19] Tianyu Liu, Yizhe Zhang, Chris Brockett, Yi Mao, Zhifang Sui, Weizhu Chen, and William B Dolan, “A token-level reference-free hallucination detection benchmark for free-form text generation,” in *Proceedings of the 60th Annual Meeting of the Association for Computational Linguistics (Volume 1: Long Papers)*, 2022, pp. 6723–6737.
- [20] Shehzaad Dhuliawala, Mojtaba Komeili, Jing Xu, Roberta Raileanu, Xian Li, Asli Celikyilmaz, and Jason Weston, “Chain-of-verification reduces hallucination in large language models,” *arXiv preprint arXiv:2309.11495*, 2023.
- [21] Junyi Li, Xiaoxue Cheng, Wayne Xin Zhao, Jian-Yun Nie, and Ji-Rong Wen, “Halueval: A large-scale hallucination evaluation benchmark for large language models,” in *Proceedings of the 2023 Conference on Empirical Methods in Natural Language Processing*, 2023, pp. 6449–6464.
- [22] Muru Zhang, Ofir Press, William Merrill, Alisa Liu, and Noah A Smith, “How language model hallucinations can snowball,” *arXiv preprint arXiv:2305.13534*, 2023.
- [23] Esin Durmus, He He, and Mona Diab, “Feqa: A question answering evaluation framework for faithfulness assessment in abstractive summarization,” in *Proceedings of the 58th Annual Meeting of the Association for Computational Linguistics*, 2020, pp. 5055–5070.

- [24] QIU Yifu, Yftah Ziser, Anna Korhonen, Edoardo Ponti, and Shay B Cohen, “Detecting and mitigating hallucinations in multilingual summarisation,” in *The 2023 Conference on Empirical Methods in Natural Language Processing*, 2023.
- [25] Meng Cao, Yue Dong, and Jackie Chi Kit Cheung, “Hallucinated but factual! inspecting the factuality of hallucinations in abstractive summarization,” in *Proceedings of the 60th Annual Meeting of the Association for Computational Linguistics (Volume 1: Long Papers)*, 2022, pp. 3340–3354.
- [26] Derek Tam, Anisha Mascarenhas, Shiyue Zhang, Sarah Kwan, Mohit Bansal, and Colin Raffel, “Evaluating the factual consistency of large language models through news summarization,” in *Findings of the Association for Computational Linguistics: ACL 2023*, 2023, pp. 5220–5255.
- [27] Katherine Lee, Orhan Firat, Ashish Agarwal, Clara Fannjiang, and David Sussillo, “Hallucinations in neural machine translation,” 2018.
- [28] Nuno M Guerreiro, Elena Voita, and André FT Martins, “Looking for a needle in a haystack: A comprehensive study of hallucinations in neural machine translation,” *arXiv preprint arXiv:2208.05309*, 2022.
- [29] Nuno Miguel Guerreiro, Duarte M Alves, Jonas Waldendorf, Barry Haddow, Alexandra Birch, Pierre Colombo, and André FT Martins, “Hallucinations in large multilingual translation models,” *Transactions of the Association for Computational Linguistics*, vol. 11, 2023.
- [30] David Dale, Elena Voita, Janice Lam, Prangthip Hansanti, Christophe Ropers, Elahe Kalbassi, Cynthia Gao, Loïc Barrault, and Marta Costa-jussà, “Halomi: A manually annotated benchmark for multilingual hallucination and omission detection in machine translation,” in *Proceedings of the 2023 Conference on Empirical Methods in Natural Language Processing*, 2023, pp. 638–653.
- [31] Ziwei Ji, Nayeon Lee, Rita Frieske, Tiezheng Yu, Dan Su, Yan Xu, Etsuko Ishii, Ye Jin Bang, Andrea Madotto, and Pascale Fung, “Survey of hallucination in natural language generation,” *ACM Computing Surveys*, vol. 55, no. 12, pp. 1–38, 2023.
- [32] Lei Huang, Weijiang Yu, Weitao Ma, Weihong Zhong, Zhangyin Feng, Haotian Wang, Qianglong Chen, Weihua Peng, Xiaocheng Feng, Bing Qin, et al., “A survey on hallucination in large language models: Principles, taxonomy, challenges, and open questions,” *arXiv preprint arXiv:2311.05232*, 2023.
- [33] Kurt Shuster, Spencer Poff, Moya Chen, Douwe Kiela, and Jason Weston, “Retrieval augmentation reduces hallucination in conversation,” in *Findings of the Association for Computational Linguistics: EMNLP 2021*, 2021, pp. 3784–3803.
- [34] Sewon Min, Kalpesh Krishna, Xixi Lyu, Mike Lewis, Wen-tau Yih, Pang Koh, Mohit Iyyer, Luke Zettlemoyer, and Hannaneh Hajishirzi, “Factscore: Fine-grained atomic evaluation of factual precision in long form text generation,” in *Proceedings of the 2023 Conference on Empirical Methods in Natural Language Processing*, 2023, pp. 12076–12100.
- [35] I Chern, Steffi Chern, Shiqi Chen, Weizhe Yuan, Kehua Feng, Chunting Zhou, Junxian He, Graham Neubig, Pengfei Liu, et al., “Factool: Factuality detection in generative ai—a tool augmented framework for multi-task and multi-domain scenarios,” *arXiv preprint arXiv:2307.13528*, 2023.
- [36] Sina Semnani, Violet Yao, Heidi Zhang, and Monica Lam, “Wikichat: Stopping the hallucination of large language model chatbots by few-shot grounding on wikipedia,” in *Findings of the Association for Computational Linguistics: EMNLP 2023*, 2023, pp. 2387–2413.
- [37] Siqing Huo, Negar Arabzadeh, and Charles LA Clarke, “Retrieving supporting evidence for llms generated answers,” *arXiv preprint arXiv:2306.13781*, 2023.
- [38] Jifan Chen, Grace Kim, Aniruddh Sriram, Greg Durrett, and Eunsol Choi, “Complex claim verification with evidence retrieved in the wild,” *arXiv preprint arXiv:2305.11859*, 2023.

- [39] Jason Wei, Xuezhi Wang, Dale Schuurmans, Maarten Bosma, Fei Xia, Ed Chi, Quoc V Le, Denny Zhou, et al., “Chain-of-thought prompting elicits reasoning in large language models,” *Advances in neural information processing systems*, vol. 35, pp. 24824–24837, 2022.
- [40] Neeraj Varshney, Wenlin Yao, Hongming Zhang, Jianshu Chen, and Dong Yu, “A stitch in time saves nine: Detecting and mitigating hallucinations of llms by validating low-confidence generation,” *arXiv preprint arXiv:2307.03987*, 2023.
- [41] Bhavana Dalvi, Peter Jansen, Oyvind Tafjord, Zhengnan Xie, Hannah Smith, Leighanna Pipatanangkura, and Peter Clark, “Explaining answers with entailment trees,” in *Proceedings of the 2021 Conference on Empirical Methods in Natural Language Processing*, 2021, pp. 7358–7370.
- [42] Oyvind Tafjord, Bhavana Dalvi Mishra, and Peter Clark, “Entailer: Answering questions with faithful and truthful chains of reasoning,” *arXiv preprint arXiv:2210.12217*, 2022.
- [43] Yuxia Wang, Revanth Gangi Reddy, Zain Muhammad Mujahid, Arnav Arora, Aleksandr Rubashevskii, Jiahui Geng, Osama Mohammed Afzal, Liangming Pan, Nadav Borenstein, Aditya Pillai, et al., “Factcheck-gpt: End-to-end fine-grained document-level fact-checking and correction of llm output,” *arXiv preprint arXiv:2311.09000*, 2023.
- [44] Woosuk Kwon, Zhuohan Li, Siyuan Zhuang, Ying Sheng, Lianmin Zheng, Cody Hao Yu, Joseph E. Gonzalez, Hao Zhang, and Ion Stoica, “Efficient memory management for large language model serving with pagedattention,” in *Proceedings of the ACM SIGOPS 29th Symposium on Operating Systems Principles*, 2023.
- [45] Xuezhi Wang, Jason Wei, Dale Schuurmans, Quoc V Le, Ed H Chi, Sharan Narang, Aakanksha Chowdhery, and Denny Zhou, “Self-consistency improves chain of thought reasoning in language models,” in *The Eleventh International Conference on Learning Representations*, 2022.

## A Appendix / supplemental material

### A.1 Implementation Details

**Data preprocessing** We preprocess the data in Wikibio-GPT3 [4] and FELM-Science [15] before evaluating our method and baselines. The data preprocessing includes two steps. First, we perform *decontextualization* since the sentences in a response generated by the LLM might be context-dependent and contain pronouns or noun phrases that cannot be understood without full context. Take the first data instance from Wikibio-GPT3 for demonstration, which is a biography of “John Russell Reynolds” generated by an LLM. The second sentence within the biography requiring hallucination detection is “He was born in London, the son of a barrister, and was educated at Eton College and Trinity College, Cambridge.” Without the context, we cannot identify the truthfulness of this sentence due to the pronoun. Therefore, we first decontextualize the sentences in the two datasets by prompting gpt-3.5-turbo-0125. The prompt is available in Figure 9.

Second, we further manually clean up the dataset by filtering out some sentences that are not check-worthy but still annotated as “true” in the datasets. For example, the FELM contains some sentences such as “Sure!” and “If you have any further questions or concerns, please let me know.”. These sentences are annotated as “true” and will be counted into performance evaluation. Since both two datasets contains not too many examples, we manually filter out these sentences to exclude them in our evaluation. The datasets after our preprocessing and filtering are available in the supplemental material and will be made open-sourced.

**Implementation of our method** We use the vLLM [44] to perform the inference of Llama-3-8B-Instruct. We use a single NVIDIA A100 80GB PCIe GPU to evaluate the performance and report the time cost in Figure 4. For the emission probability estimation (Table 1), we use the first 120 examples in the Wikibio-GPT3 dataset (50% of it) to compute the empirical estimation of the emission probability. The model we use is gpt-3.5-turbo-0125. Then we transfer the estimated emission probabilities to the remaining examples in Wikibio-GPT3 and other datasets for performance evaluation. For Llama-3-8B-Instruct, we also use the same estimated emission probabilities. Additionally, since we set the model confidence on child nodes generated by statement correction as 1.0 rather than probe the model’s confidence, we maintain an individual emission probability for those child nodes ( $p(S_u = 1|Z_u = 1) = 0.8$  and  $p(S_u = 1|Z_u = 0) = 0.2$ ). During the belief tree construction process, we add several constraints to boost the efficiency. Specifically, we only apply statement decomposition to the root node, assuming the child nodes generated by the LLM is atomic statements that only contain one aspect of information. Also, we do not expand nodes generated by statement correction, as they are homogeneous to their parent node.

**Implementation of baselines** We follow the default configuration of each baselines. For SELF-CHECKGPT, we sample 20 additional responses for hallucination detection. Similarly, we also sample 20 different answers for chain-of-thought prompting and aggregate them using self-consistency [45]. For Maieutic-Prompting, we use their prompts for the CREAK datasets to generate belief trees in our evaluation.

### A.2 Examples of Belief Trees

We visualize several constructed belief trees as well as how our method leverage the inconsistencies in model’s beliefs for hallucination detection. We start with a simple example from the Wikibio-GPT3 dataset [4] shown in Figure 5. Starting from the root node about Adiele Afigbo, the first layer contains 3 child nodes generated by statement decomposition. However, despite the statement is wrong, the model (gpt-3.5-turbo-0125) assign a high confidence score to both the original statement and the child nodes decomposed from the root node. Then, our method further generate child nodes

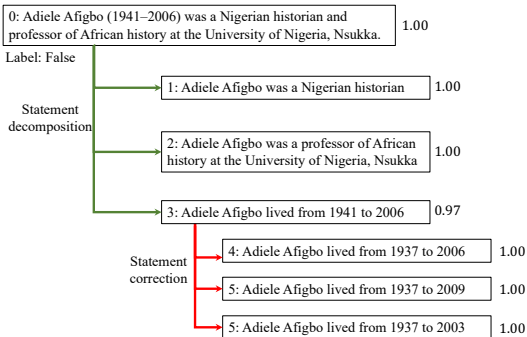


Figure 5: Belief tree example.

for node 1,2, and 3. We display the child nodes of node 3 in the figure, which is generated by statement correction. With the three different statements about the date of death of that person, we decrease the model’s confidence on node 3 and finally correct the model’s belief on the root node. Note that in statement correction, we directly set the confidence of the generated child nodes as 1.0. For this example, if we query the model’s confidence scores on node 4, 5, and 6, we will get confidence scores 0.97, 0.91, 0.88, respectively, which will still contradicts to their parent node.

Another example of the belief tree is shown in Figure 6, which mainly consists of child nodes generated by supportive and contradictory premises. At the root node, the model assigns a high confidence score to the statement about freezing point of water from the FELM dataset [15]. After the statement decomposition, the inconsistency is triggered due to model’s low confidence on node 2. Furthermore, if we continuously generate premises for node 1, we get two additional child nodes (node 3 and 4) that are contradictory to their parent node. However, the model still assigns a high confidence to node 3 and 4. Within the belief propagation framework, the conditional probability of node 1 being true given the observations on node 3 and 4 will be decreased. Similarly, this effect will propagate to the root node and lead to a low posterior probability of the root node being true.

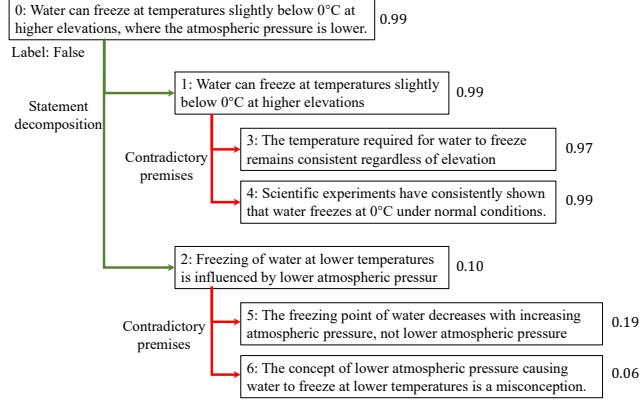


Figure 6: Belief tree example.

We then show one failure case of our method in Figure 7. The target statements comes from the FactCheckGPT dataset [43]. Our method first generation two supportive premises with high confidence. These two child nodes are indeed reasonable and can support the opinion that “Linux operating system has a widespread adoption.”, thus contradicting to the root statement and further decreasing the model’s confidence on the root node. We hypothesize that the original statement, “Linux adoption has limited compared to other operating systems like Windows and macOS” lacks sufficient specificity and could be interpreted from multiple perspectives. For example, it could refer to market share in personal computing versus cloud computing domains, making the ground-truth label nondeterministic.

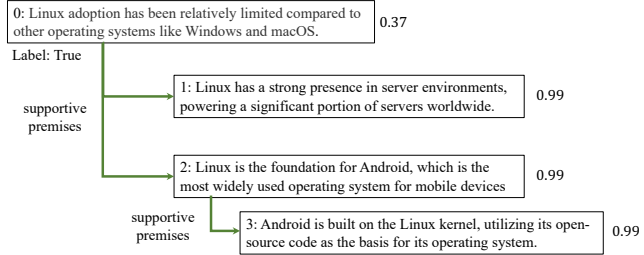


Figure 7: Belief tree example.

### A.3 Inferring the Posterior Probability of $Z_0$

The posterior probability  $p(Z_0 = 1|\{S_u\})$  can be computed by:

$$p(Z_0 = 1|\{S_u\}) = \frac{p(Z_0 = 1, \{S_u\})}{p(Z_0 = 1, \{S_u\}) + p(Z_0 = 0, \{S_u\})}, \quad (2)$$

where  $\{S_u\} = \{s_u\}$  refers to the set of all observed variables in the belief tree.

Therefore, the key of the inference on the belief tree is to compute the two joint probabilities  $p(Z_0 = 1, \{S_u\})$  and  $p(Z_0 = 0, \{S_u\})$ . Following the conditional independence assumption in the hidden Markov model, the truthfulness (*i.e.*, states of hidden variables) of each node is determined by its parent node in the tree and the transition probability. Also, the model’s confidence (*i.e.*, states of observed variables) on each node is determined by the state of the corresponding variable and the emission probability. With such an assumption, they can be decomposed as:

$$p(Z_0 = 1, \{S_u\}) = p(\{S_u\}|Z_0 = 1) * p(Z_0 = 1), \quad (3)$$

where  $p(Z_0 = 1)$  is the prior probability of the statement being true (note that we set it to be 0.5 in this paper).  $p(\{S_u\}|Z_0 = 1)$  is the conditional probability of all observed variables (exclude the root node) given the root node being true. Recall that we introduce a notation  $\beta(z, u) = p(S_{\mathcal{T}(u)}|Z_u = z)$  to represent such conditional probabilities, where  $S_{\mathbb{T}(u)}$  refers to the confidence scores (observed variables) of all nodes on the subtree rooted at node  $u$ . Therefore, the conditional probability  $p(\{S_u\}|Z_0 = 1)$  can be denoted as  $\beta(1, 0)$  (node 0, hidden variable  $Z_0 = 1$ ).

Without loss of generality, we discuss below how to compute  $\beta(z, u)$  for an arbitrary node  $u$  in the tree. The computation for  $\beta(1, 0)$  and  $\beta(0, 0)$  can be performed in exactly the same way. Specifically, we can further decompose  $\beta(z, u)$  as:

$$p(S_{\mathcal{T}(u)}|Z_u = z) = \left\{ \prod_{v \in \mathcal{C}(u)} p(S_{\mathcal{T}(v)}|Z_u = z) \right\} p(S_u|Z_u = z). \quad (4)$$

The probability  $p(S_{\mathcal{T}(v)}|Z_u = z)$  can be decomposed as:

$$\begin{aligned} p(S_{\mathcal{T}(v)}|Z_u = z) &= \sum_{k \in \{0,1\}} p(S_{\mathcal{T}(v)}|Z_v = k) * p(Z_v = k|Z_u = z) \\ &= \sum_{k \in \{0,1\}} \beta(v, k) * p(Z_v = k|Z_u = z). \end{aligned} \quad (5)$$

Therefore, the conditional probability  $\beta(z, u) = p(S_{\mathcal{T}(u)}|Z_u = z)$  can be computed in a recursive manner:

$$\beta(z, u) = \left\{ \prod_{v \in \mathcal{C}(u)} \sum_{k \in \{0,1\}} \beta(v, k) * \underbrace{p(Z_v = k|Z_u = z)}_{\text{Transition Probability}} \right\} \underbrace{p(S_u|Z_u = z)}_{\text{Emission Probability}}. \quad (6)$$

There are two types of probabilities in the above equation. First,  $p(S_u|Z_u = z)$  is the ‘‘emission probability’’ at node  $u$ . Second,  $p(Z_v = k|Z_u = z)$  is the ‘‘transition probability’’ from node  $u$  to its child node  $v$ . The recursive computation in Equation 6 will start from the leaf nodes. When  $v$  is the leaf node in the tree,  $\beta(v, k)$  is actually  $p(S_v|Z_v = k)$ , which is the emission probability at node  $v$ . Such a process propagates from bottom to up. Finally, we can compute  $\beta(1, 0)$  as well as the joint probability  $p(Z_0 = 1|\{S_u\})$  according to Equation 3.

**Beyond conditional independence: transition probability for statement decomposition.** The above computation of the posterior probability is based on the assumption of conditional independence. Assume the node  $u$  have two child nodes,  $v_1$  and  $v_2$ . Then we consider the transition probabilities from  $u$  to  $v_1$  and from  $u$  to  $v_2$  independently. However, this does not hold for the child nodes generated by statement decomposition, in which the truthfulness of the child nodes are influenced by their parent node simultaneously. If  $u$  is true, then we know that both two child nodes are also true. In contrast, if  $u$  is false, we can only infer that at least one of the child nodes are false. To handle such a case, we revise the probability computation in Equation 4 accordingly. Assume node  $u$  has  $m$  child nodes. The probability  $\beta(z, u) = p(S_{\mathcal{T}(u)}|Z_u = z)$  can be computed as:

$$p(S_{\mathcal{T}(u)}|Z_u = z)p(S_u|Z_u = z) \cdot \sum_{Z_{\mathcal{C}(u)} \in \{0,1\}^m} p(Z_{\mathcal{C}(u)}|Z_u = z) \prod_{v \in \mathcal{C}(u)} \beta(Z_v, v), \quad (7)$$

which is the Equation 1 in the main paper.

#### A.4 Summary of the Algorithm

We summarize the pipeline of our method in Algorithm 1. The root node of the belief tree is the given statement  $u_0$ . During the belief tree construction process, we maintain a set  $\mathcal{N}$  that contains all current leaf nodes of the belief tree. We recursively expand each leaf node  $u \in \mathcal{N}$  by its child nodes  $\mathcal{C}(u)$  and add these new child nodes to the belief tree if they are logically-connected to the current leaf node. These generated child nodes then become new leaf nodes. They will also be added to  $\mathcal{N}$  and be expanded until the maximum depth is reached. Given the constructed belief tree and the emission and transition probabilities estimated from a held-out dataset, the posterior probability  $\beta(Z_0 = 1|S_{\mathcal{T}(0)})$  can be then computed in a recursive manner, which will be further used to predict the truthfulness of the given statement.



## A.5 License of the Datasets Used

FactCheckGPT is under Apache-2.0 license. FELM is under CC-BY-NC-SA-4.0 license, and Wikibio-GPT3 is under CC-BY-SA-3.0 license. We have cited them accordingly in the main paper.

## A.6 Prompt

In this section, we list all the prompt used in this paper, including belief tree construction, prior confidence estimation, and data preprocessing.

**Belief tree construction** Given a statement from the LLM output, we use the following prompt `gpt-3.5-turbo-0125` to perform *statement decomposition*, which is shown in Figure 10. In the instruction, we specify the requirements to extract check-worthy claims and provide the model with several examples. We also include an additional special example, where the given sentence is actually a subjective opinion, to prevent the model from decomposing sentences that are actually not check-worthy. We use a similar prompt for `Llama-3-8b-Instruction` as shown in Figure 11.

To generate *supportive and contradictory premises*, we prompt the model as follows: If the model judge the given statement as true, then it needs to generate several explanations to its judgment, which form the supportive premises. In contrast, if the model believes the given statement is false, then it will generate explanations to its judgment, which form the contradictory premises. The prompts we used are listed in Figure 12 and Figure 13. We first prompt the model with the prompt in Figure 12. If the model judges the statement as true and generates supportive premises, then these premises will be returned and contradictory premises will not be generated. If the model judges the statement as false, then we prompt the model with the prompt in Figure 13 for contradictory premises. Although there might be better prompting strategies to generate such premises, finding the optimal prompts and prompting strategies is out of the scope of this paper. Therefore, we leave it for future work.

Finally, to generate child nodes via *statement correction*, we adopt the following pipeline. First, we prompt the model using prompts listed in Figure 14 and Figure 15 to generate a question about the key pieces of information in the statement. After that, we feed the generated question to the LLM again without any other prompt to get its answer. Finally, we ask the model to revise the original statement according to the “background knowledge”, which is the answer generated by itself. By doing this, we expect to better utilize the inconsistency across model’s beliefs for child node generation. The prompt for the last step is shown in Figure 16

To select the most appropriate strategies for each node, we use the following prompts to ask the LLM to output the most suitable strategies, which is displayed in Figure 17 and Figure 18.

**Prior confidence estimation** When prompt `gpt-3.5-turbo-0125` for the confidence score on the truthfulness of a statement, we use the following prompt: True or False? {target\_statement}. For Llama-3 model, we find it sometimes refuse to judge the truthful-

---

### Algorithm 1 BTPROP Algorithm

---

```

1: Input: Statement  $u_0$ , maximum tree depth  $d_{\max}$ 
2: Output: The posterior probability  $p(Z_0 = 1|S_{\mathcal{T}(0)})$ .
3:
4: Initialize the belief tree  $\mathcal{T}$  with root node  $u_0$ 
5: Initialize the leaf node set  $\mathcal{N} = \{u_0\}$ 
6: while  $\mathcal{N} \neq \emptyset$  do ▷ Belief tree construction
7:   Pop an element  $u$  from  $\mathcal{N}$ 
8:   Generate child nodes  $\mathcal{C}(u)$  for  $u$ 
9:   for Node  $v \in \mathcal{C}(u)$  do
10:     Add  $v$  to  $\mathcal{T}$ 
11:     Add  $v$  to  $\mathcal{N}$  if  $d_u < d_{\max}$ 
12:   end for
13: end while
14:
15: function GETBETA( $u, z$ ) ▷ Compute  $\beta(z, u)$  in Eq. 1
16:   if  $\mathcal{C}(u) = \emptyset$  then
17:     return  $p(s_u|Z_u = z)$ 
18:   end if
19:   for  $v \in \mathcal{C}(u)$  do
20:      $\beta(v, 0) = \text{GETBETA}(v, 0)$ 
21:      $\beta(v, 1) = \text{GETBETA}(v, 1)$ 
22:   end for
23:   Compute  $\beta(u, z)$  according to Eq. 1
24:   return  $\beta(u, z)$ 
25: end function
26:
27:  $\beta(1, 0) = \text{GETBETA}(u = 0, z = 1)$ 
28:  $\beta(0, 0) = \text{GETBETA}(u = 0, z = 0)$ 
29:  $p(Z_0 = 1|S_{\mathcal{T}(0)}) = \beta(1, 0)/(\beta(1, 0) + \beta(0, 0))$ 

```

---

ness and simply output it requires additional context. To enforce the model to output the confidence score, we change the prompt accordingly:

```
Are the following statements true or false? For each of the following
statements, determine whether it is true or false. Provide a response
of 'True' if the statement is correct, or 'False' if the statement is
incorrect.

Remember:
- You do not have access to additional information or external
data.
- If verifying the statement requires such external data or context
, regard it as false.
- Directly output "True" or "False" without adding any markers.
```

Figure 8: Prompt for confidence estimation (Llama-3-8B-Instruct).

```
**Rewrite Texts for Clarity**

In this task, you will receive one paragraph and one target statement
extracted from it. The target statement is context-dependent, which
makes the statement hard for us to understand without context and check
its truthfulness. Therefore, your task is to rewrite the statement to
reduce context dependency. Specifically,
- Pronoun resolution: Replacing pronouns like "this," "the," "that,"
"he," "she," and "they" with specific nouns or names they refer to in
the original paragraph. You should always use the full names.
- If the target statement only use the first/last name to refer to
the main entity, replace the first/last name with the full name of the
entity if available.

Note: do not modify the semantics of the sentence. Do not add new
information or your own descriptions into the statement.

**Input/Output Format**
The input will be provided with the format as below:
Original paragraph: <the original text>

Target statement: <the target statement needing rewrite>

Format your output as:
Output: <the target statement after rewrite>
```

Figure 9: Prompt for data preprocessing.

```

**Fact-Checking Claims Extraction:**

**Objective:** Analyze the provided statement to extract and list all
distinct factual claims that require verification. Each listed claim
should be verifiable and not overlap in content with other claims
listed.

**Instructions:**
1. **Identify Factual Claims:**
  - Identify parts of the statement that assert specific, verifiable
  facts, including:
    - Statistical data and measurements.
    - Historical dates and events or other information.
    - Direct assertions about real-world phenomena, entities, events,
    statistics
    - Conceptual understandings and theories.
  - In every claim, always use the **full names** when referring to any
  concept, person, or entity. **Avoiding the use of pronouns or indirect
  references** that require contextual understanding.

2. List each verifiable claim separately. Ensure that each claim is
distinct and there is no overlap in the factual content between any two
claims.
  - If a single claim is repeated in different words, list it only
  once to avoid redundancy.

3. **Output:**
  - If there are multiple check-worthy claims, list each one clearly
  and separately.
  - If there is only one check-worthy claim, output just that one
  claim.
  - If no part of the statement contains verifiable facts (e.g.,
  purely subjective opinions, hypothetical scenarios), output the
  following message: "Claim 1: No check-worthy claims available."

**Output Format:**
Your output should be organized as follows:
Claim 1: <the first claim>
Claim 2: <the second claim>
Claim 3: <the third claim (if necessary)>
...

**Examples:**
Statement: According to recent data, China has surpassed the United
States in terms of GDP when measured using Purchasing Power Parity (PPP
), and India is projected to overtake China by 2030.
Claim 1: China has surpassed the United States in terms of GDP when
measured using Purchasing Power Parity (PPP).
Claim 2: India is projected to overtake China in terms of GDP by 2030."

Statement: The world's largest desert is Antarctica, and it is larger
than the Sahara.
Claim 1: The world's largest desert is Antarctica.
Claim 2: Antarctica is larger than the Sahara.

Statement: I think pizza is the best food ever!
Claim 1: No check-worthy claims available.

Statement: The software 'Photoshop' was released by Adobe Systems in
1988.
Claim 1: The software 'Photoshop' was released by Adobe Systems in
1988.

```

Figure 10: The prompt for statement decomposition using gpt-3.5-turbo-0125.

```

**Fact-Checking Claims Extraction:**

**Objective:** Analyze the provided statement to extract and list all
distinct factual claims that require verification. Each listed claim
should be verifiable and not overlap in content with other claims
listed.

**Instructions:**
1. Identify parts of the statement that assert specific, verifiable
facts. In every claim, always use the **full names** when referring to
any concept, person, or entity. **Avoiding the use of pronouns or
indirect references** that require contextual understanding.

2. List each verifiable claim separately. Ensure that each claim is
distinct and there is no overlap in the factual content between any two
claims.

3. Exclude any statements that are purely hypothetical, assume
theoretical scenarios, or are speculative in nature. These do not
contain verifiable factual claims. For example, statements involving
assumptions ("Let's assume..."), theoretical discussions ("consider
whether..."), or purely speculative scenarios should not be considered
as containing verifiable claims.

4. If the statement does not contain any verifiable facts, output the
following message: "Claim 1: No check-worthy claims available."

**Output Format:**
Your output should be organized as follows:
Claim 1: <the first claim>
Claim 2: <the second claim>
Claim 3: <the third claim (if necessary)>
...

**Examples:**
Statement: According to recent data, China has surpassed the United
States in terms of GDP when measured using Purchasing Power Parity (PPP
), and India is projected to overtake China by 2030.
Claim 1: China has surpassed the United States in terms of GDP when
measured using Purchasing Power Parity (PPP).
Claim 2: India is projected to overtake China in terms of GDP by 2030."

Statement: The world's largest desert is Antarctica, and it is larger
than the Sahara.
Claim 1: The world's largest desert is Antarctica.
Claim 2: Antarctica is larger than the Sahara.

Statement: I think pizza is the best food ever!
Claim 1: No check-worthy claims available.

Statement: Let's assume there is a highest prime number and consider
its implications on number theory.
Claim 1: No check-worthy claims available.

```

Figure 11: The prompt for statement decomposition using Llama-3-8b-Instruct.

```
**Finding Supportive Premises**

Is the following statement true or false? If it is true, list several
supportive premises for it.

**Important Rules:**
1. Each premise should be clearly stated and directly relevant to the
target statement. Avoid ambiguity and ensure that the connection to the
target statement is evident
2. Do not use pronouns in generated premises. Ensure each premise can
be understood clearly without any context. For each generated premise,
you should always use the full name of each person, event, object, etc.

**Input/Output Format:**
Your output should be organized as follows.
Judgement: <True or False>
Premise 1: <the first premise>
Premise 2: <the second premise>
...

In contrast, if the statement is false, you simply output:
Judgement: False
Premise 1: No supportive premises applicable.

**Examples:**
Target statement: Renewable energy sources will lead to a decrease in
global greenhouse gas emissions.
Judgement: True
Premise 1: Renewable energy sources produce electricity without
emitting carbon dioxide.
Premise 2: Increasing the adoption of renewable energy reduces reliance
on fossil fuels, which are the primary source of industrial carbon
dioxide emissions.

Target statement: Eating carrots improves night vision.
Judgement: False
Premise 1: No supportive premises applicable.

Statement: Historical literacy enhances a society's ability to make
informed decisions.
Judgement: True
Premise 1: Understanding historical events provides context for current
issues, enabling citizens to make decisions that consider past
outcomes and lessons.
Premise 2: Historical literacy fosters critical thinking skills, which
are crucial in analyzing information and making reasoned decisions.
Premise 3: Societies with high levels of historical awareness can
recognize and avoid the repetition of past mistakes.
```

Figure 12: The prompt for generation of supportive premises.

```
**Finding Contradictory Premises**

Is the following statement true or false? If it is false, list several
contradictory premises for it.

**Important Rules:**
1. Each premise should be clearly stated and directly relevant to the
target statement. Avoid ambiguity and ensure that the connection to the
target statement is evident
2. Do not use pronouns in generated premises. Ensure each premise can
be understood clearly without any context. For each generated premise,
you should always use the full name of each person, event, object, etc.

**Input/Output Format:**
Your output should be organized as follows.
Judgement: <True or False>
Premise 1: <the first premise>
Premise 2: <the second premise>
...

In contrast, if the statement is false, you simply output:
Judgement: True
Premise 1: No contradictory premises applicable.

**Examples:**
Target statement: Renewable energy sources will lead to a decrease in
global greenhouse gas emissions.
Judgement: True
Premise 1: No contradictory premises applicable.

Target statement: Eating carrots improves night vision.
Judgement: False
Premise 1: The belief that eating carrots improves night vision stems
from World War II propaganda, not from scientific evidence.
Premise 2: While carrots are rich in vitamin A, which is necessary for
maintaining healthy vision, they do not enhance night vision beyond
normal levels.

Statement: The introduction of invasive species does not impact native
biodiversity.
Judgement: False
Premise 1: Invasive species often compete with native species for
resources, leading to a decline in native populations.
Premise 2: Studies show that invasive species can alter the natural
habitats of native species, negatively affecting their survival rates.
Premise 3: The introduction of the invasive zebra mussel in North
American waterways has led to significant declines in the populations
of native mussels.
```

Figure 13: The prompt for generation of contradictory premises.

```
Given the following claim, your tasks include:
  1. Identify the key pieces of information critical for fact-
checking to determine its truthfulness.
  2. Create a masked version of the claim by masking these key pieces
of information
  3. Generate a question asking for the key pieces of information

Rules:
1. Do not mask the grammatical subject of the sentence -- the actor,
entity, or object that performs the action in the sentence's main
clause. Also, following the format of the below examples in your output
.

**Examples:**
Statement: Bitcoin was created in 2009 by an anonymous entity known as
Satoshi Nakamoto.
Masked statement: Bitcoin was created in 2009 by an anonymous entity
known as [which person].
Question: Who created Bitcoin in 2009?

Statement: The iPhone was first released by Apple in 2007.
Masked statement: The iPhone was first released by Apple in [what year
].
Question: Was the iPhone first released by Apple in 2007?

Statement: The speed of light in a vacuum is approximately 299,792
kilometers per second.
Masked statement: 'Romeo and Juliet' was written by Shakespeare in [
what time period].
Question: What is the speed of light in a certain medium?

Statement: "Attention Is All You Need" is a paper written by Ashish
Vaswani, Noam Shazeer, Niki Parmar, Jakob Uszkoreit, Llion Jones, Aidan
N. Gomez, Lukasz Kaiser, Illia Polosukhin.
Masked statement: "Attention Is All You Need" is a paper written by [
whom]
Question: Who was/were the authors of the paper "Attention Is All You
Need"?

Statement: The Great Wall of China is visible from space.
Masked statement: The Great Wall of China is [visible or invisible]
from space.
Question: Is the Great Wall of China visible from space?

Statement: The headquarters of the United Nations is located in New
York City
Masked statement: The headquarters of the United Nations is located in
[which city].
Question: Where is the headquarters of the United Nations located?
```

Figure 14: Step 1 in statement correction: question generation. This prompt is used for gpt-3.5-turbo-0125.

```
Given a statement, your task is to identify a general question that can
be used to check the truthfulness of the statement. The question
should directly address the claim to confirm or refute it without
seeking additional detailed information.

**Examples:**
Statement: Bitcoin was created in 2009 by an anonymous entity known as
Satoshi Nakamoto.
Question: Who created Bitcoin in 2009?

Statement: The iPhone was first released by Apple in 2007.
Question: When was iPhone first relased by Apple?

Statement: 'Romeo and Juliet' was written by Shakespeare in the late 16
th century.
Question: When was 'Romeo and Juliet' was written by Shakespeare?

Statement: "Attention Is All You Need" is a paper written by Ashish
Vaswani, Noam Shazeer, Niki Parmar, Jakob Uszkoreit, Llion Jones, Aidan
N. Gomez, Lukasz Kaiser, Illia Polosukhin.
Question: Who was/were the authors of the paper "Attention Is All You
Need"?

Statement: The Eiffel Tower is located in Paris
Question: Where is the Eiffel Tower located?

Statement: Albert Einstein was a physicist.
Question: What profession was Albert Einstein?
```

Figure 15: Step 1 in statement correction: question generation. This prompt is used for Llama-3-8b-Instruct. We adjust the prompt since the masked statement is not used in the prompt for gpt-3.5-turbo-0125.

```
**Background Knowledge**: {the model answer in step 2}

Leverage the above provided knowledge and your own knowledge to review
the correctness of following statement:

**Statement**: {statement}

Instruction:
- If the statement is correct, output it unchanged.
- If the statement is **not mentioned in the background knowledge
and its correctness cannot be determined**, you should also directly
output the statement **unchanged**.
- If the statement is wrong, revise only the parts of the statement
that are incorrect, to align with the background knowledge. Do not add
any additional sentences or details.

**Output Format**
Format your output as:
Revised Answer: <Display the original statement if it is correct or not
mentioned in the background knowledge; display the revised statement
if it is inaccurate>
```

Figure 16: Step 3 in statement correction: statement revision.



**\*\*Task: Choose the Best Strategy for Premise Generation\*\***

We need to generate several premises for a given target statement. These premises could either support or contradict the target statement. Particularly, we have 2 techniques for premise generation:

1. Logical Relationships: This involves creating premises based on entailment or contradiction. You can generate premises that either support or contradict the target statement.

2. Statement Perturbation: Create variations of the statement by altering key details to form contradictory premises.

Given these techniques, your task is to select the most suitable technique given a particular statement. Follow the guidelines below to select the most suitable technique.

**\*\*Important Guidelines\*\*:**

1. Prioritize logical relationships. The logical relation strategy is broadly applicable, as long as it is straightforward to find supportive or contradictory premises.
2. If a statement contains particular names, numbers, timestamps, or other conditions that can be varied to generate contradictory premises, consider statement perturbation.
3. If both two methods are applicable, select them together and output "both".

**\*\*Output Format\*\*:**

Your selection should be one of "Logical Relation", "Statement Perturbation", and "both".

Target statement: Eating a balanced diet improves overall health.  
Output: Logical Relation

Target statement: 'War and Peace' was a book written by Leo Tolstoy.  
Output: Statement Perturbation

Target statement: Water boils at 100 degrees Celsius at sea level  
Output: both

Target statement: Mount Everest is 8,848 meters tall.  
Output: Statement Perturbation

Target statement: Artificial intelligence will replace most human jobs in the future  
Output: Logical Relation

Figure 17: Prompt for strategy selection (gpt-3.5-turbo-0125).

```

**Instruction for Choosing the Best Strategy for Premise Generation**

When tasked with generating premises for a given target statement, the
choice of strategy-Logical Relationships or Statement Perturbation-
should be determined based on the nature of the statement and the
desired objectives. Use the following guidelines to route the choice:

### When to Use Logical Relationships
Opt for Logical Relationships when:
- **The Statement is Abstract or Principled**: Ideal for statements
that explore broad principles, ethics, or abstract concepts. This
method helps in drawing deep logical entailments or contradictions.
- **Complex Relationships or Conditions**: When the statement involves
complex logical or conditional relationships, using this method
clarifies or challenges these intricacies.
- **Requirement for Detailed Analysis**: For statements needing precise
and formal argumentation, especially in academic or technical
discussions.

### When to Use Statement Perturbation
Choose Statement Perturbation when:
- **The Statement is Specific and Concrete**: Best for statements with
explicit details like scenarios, dates, locations, names, numbers or
timestamps. Altering these elements generates varied premises.
- **Exploration of Counterfactuals or Hypotheticals**: Useful for
creating imaginative or scenario-based premises by modifying key
details to envision different outcomes.
- **Sensitivity to Detail Changes**: When minor modifications in the
statement can significantly alter its implications or truth value.

**Output Format:**
Your selection should be one of "Logical Relation", "Statement
Perturbation", and "both". Here "both" means both two methods are
applicable.

**Examples:**
Target statement: Eating a balanced diet improves overall health.
Output: Logical Relation

Target statement: Countries with higher investment in education
consistently rank higher in global innovation indexes
Output: Logical Relation

Target statement: 'War and Peace' was a book written by Leo Tolstoy.
Output: Statement Perturbation

Target statement: Water boils at 100 degrees Celsius at sea level
Output: both

Target statement: Mount Everest is 8,848 meters tall.
Output: Statement Perturbation

Target statement: The bridge will remain intact even if 75 cars drive
on it simultaneously if the cars are lightweight
Output: Statement Perturbation

Target statement: Artificial intelligence will replace most human jobs
in the future
Output: Logical Relation

```

Figure 18: Prompt for strategy selection (Llama-3-8b-Instruction).