

Throughput and Fairness Trade-off Balancing for UAV-Enabled Wireless Communication Systems

Kejie Ni[†], Jingqing Wang[†], Wenchi Cheng[†], and Wei Zhang[‡]

[†]State Key Laboratory of Integrated Services Networks, Xidian University, Xi'an, China

[‡]School of Electrical Engineering and Telecommunications, The University of New South Wales, Sydney, Australia

E-mail: {kjni@stu.xidian.edu.cn, jqwangxd@xidian.edu.cn, wccheng@xidian.edu.cn, w.zhang@unsw.edu.au}

Abstract—Given the imperative of 6G networks' ubiquitous connectivity, along with the inherent mobility and cost-effectiveness of unmanned aerial vehicles (UAVs), UAVs play a critical role within 6G wireless networks. Despite advancements in enhancing the UAV-enabled communication systems' throughput in existing studies, there remains a notable gap in addressing issues concerning user fairness and quality-of-service (QoS) provisioning and lacks an effective scheme to depict the trade-off between system throughput and user fairness. To solve the above challenges, in this paper we introduce a novel fairness control scheme for UAV-enabled wireless communication systems based on a new weighted function. First, we propose a throughput combining model based on a new weighted function with fairness considering. Second, we formulate the optimization problem to maximize the weighted sum of all users' throughput. Third, we decompose the optimization problem and propose an efficient iterative algorithm to solve it. Finally, simulation results are provided to demonstrate the considerable potential of our proposed scheme in fairness and QoS provisioning.

Index Terms—UAV communications, weighted function, user fairness, QoS, resource allocation, trajectory design.

I. INTRODUCTION

WITH the rapid development of novel technologies, the demand for high-speed and reliable wireless communications has escalated. The future 6G networks aim to provide ubiquitous connectivity and massive connectivity. Although existing ground communication facilities generally meet the daily communication demands, they are insufficient when faced with unexpected situations, such as network reconstruction after natural disasters, temporary communication deployments in remote areas, and wireless resource allocation during large-scale gatherings or holiday events [1]. With advantages including high mobility, rapid deployment and cost-effective, Unmanned Aerial Vehicles (UAVs) can be deployed to provide auxiliary communication in these scenarios. Therefore, UAVs play a vital role in the 6G wireless networks [2].

Despite the promising potential of UAVs in 6G wireless networks, there still exists a number of challenges in optimizing UAV-enabled communication system's through-

put while guaranteeing user fairness and quality-of-service (QoS). In [3], optimal resource allocation scheme is proposed for UAV-based emergency wireless communications. Further considering statistical QoS provisioning, the authors in [4] propose an efficient framework to jointly optimize spectrum and power efficiencies over SISO/MIMO wireless networks. A UAV-enabled OFDM system is studied [5] [6], where the UAV is dispatched as the mobile base station (BS) to serve a group of ground users. Considering user fairness and QoS, the authors maximize the minimum average throughput of all users by jointly optimizing resource allocation and trajectory design. Different from maximizing minimum throughput or energy efficiency, Jain's fairness index is also widely adopted to ensure user fairness [7] [8]. The smaller the differences of energy efficiency, coverage efficiency or throughput among users are, the greater Jain's fair index is.

In addition, there exists a trade-off between system throughput and user fairness. However, both Jain's fairness index and maximizing minimum throughput of all users overlook system throughput. The cost of system throughput for fairness is rather large, especially when there are users with particularly poor channel conditions or those located in extremely remote areas. Therefore, there is a lack of a flexible mechanism that can adjust the scale of this trade-off.

In light of the aforementioned challenges, it is imperative to develop the mobility and application potential of UAVs in next-generation wireless networks. In this paper, we propose a trade-off control mechanism for UAV-enabled wireless communication systems that can adjust the scale of the trade-off between system throughput and user fairness. We first propose throughput combining model based on a new weighted function. Next, we formulate the optimization problem to maximize the weighted sum function of all users' throughput. According to the convex condition of the weighted function, the original optimization problem is decomposed into two different structures, which are further decomposed into two separate subproblems. Due to their non-convexity, we reconstruct them as convex problems and propose an efficient iterative algorithm by employing

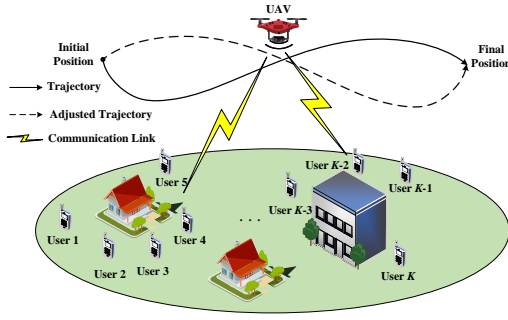


Fig. 1: UAV-enabled wireless network

Lagrange dual, slack variables, and Taylor approximation. Finally, comprehensive simulation results are provided to demonstrate the considerable potential of our proposed scheme in fairness and QoS provisioning.

The rest of this paper is organized as follows. In Section II, we introduce the system model, properties of our proposed weighted function and the problem formulation. In Section III, we propose an efficient iterative optimization algorithm. In Section IV, we provide numerical results to demonstrate the desirable properties and performance of our proposed scheme. Finally, we conclude the paper in Section V.

II. SYSTEM MODEL AND PROBLEM FORMULATION

A. System Model

As shown in Fig.1, we consider a UAV-enabled OFDM wireless communication system where K ground users can be served simultaneously by one UAV. The 3-D Cartesian coordinates of ground user $k \in \mathcal{K} = \{1, 2, \dots, K\}$ is assumed as $[\mathbf{w}_k^T, 0]$, where $\mathbf{w}_k = [x_k, y_k]^T \in \mathbb{R}^{2 \times 1}$. We discretize UAV flight period T into N time slots indexed by $n \in \mathcal{N} = \{1, 2, \dots, N\}$, each of which has an equal length denoted by $\delta_t = \frac{T}{N}$. The UAV flies at a fixed altitude H with a given maximum speed V_{max} . The UAV trajectory is characterized by a sequence of UAV locations $[\mathbf{q}[n]^T, H]^T$, where $\mathbf{q}[n] = [x[n], y[n]]^T \in \mathbb{R}^{2 \times 1}$.

We adopt the elevation-angle-dependent Rician fading channel model to model the communication links between the UAV and ground users, which is more accurate than free space fading channel. The channel power gain from the UAV to user k in time slot n can thus be expressed as

$$h_k[n] = h_0 f_k[n] d_k^{-2}[n] = \frac{h_0 f_k[n]}{H^2 + \|\mathbf{q}[n] - \mathbf{w}_k\|^2} \quad (1)$$

where h_0 denotes the channel power gain at the reference distance $d_0 = 1$ m, and $d_k[n] = \sqrt{H^2 + \|\mathbf{q}[n] - \mathbf{w}_k\|^2}$ is the distance between user k and the UAV in time slot n .

Here, $f_k[n]$ is the effective fading power of the channel, which can be approximated as [9]

$$f_k[n] = C_1 + \frac{C_2}{1 + \exp(-(B_1 + B_2 \theta_k[n]))} \quad (2)$$

where C_1, C_2, B_1 and B_2 are all constants determined by channel conditions, and $\theta_k[n] = \frac{H}{\sqrt{H^2 + \|\mathbf{q}[n] - \mathbf{w}_k\|^2}}$.

As a result, the achievable throughput of user k in time slot n denoted by $R_k[n]$ in bits/second/Hz (bps/Hz) is given by

$$R_k[n] = b_k[n] \log_2 \left(1 + \frac{p_k[n] P h_k[n]}{b_k[n] B N_0} \right) \quad (3)$$

where N_0 denotes the power spectral density of the additive white Gaussian noise (AWGN) at the receivers, $b_k[n]$ and $p_k[n]$ are bandwidth and power allocation coefficients with regard to available power P and bandwidth B .

In order to depict and control the difference of users' instantaneous throughput, inspired by [10], we propose a new weighted sum function of instantaneous throughput in the following form

$$C = \sum_{k=1}^K \omega_k R_k[n] \quad (4)$$

where

$$\omega_k = \frac{e^{-\alpha R_k[n]}}{\sum_{i=1}^K e^{-\alpha R_i[n]}}. \quad (5)$$

The proposed weighted sum function is able to compensate those users with lower throughput resulted from unfair resource allocation and UAV trajectory scheme. The value of fairness factor α determines how much the compensation is made. In other words, we can flexibly adjust the degree of the trade-off by tuning the value of α .

Before problem formulation, we define a function of n variables $x \triangleq [x_1, \dots, x_n]$, $x_i > 0$, $i = 1, \dots, n$, parameterized by $\alpha \geq 0$ as

$$H_\alpha(x) = \frac{\sum_{j=1}^K x_j e^{-\alpha x_j}}{\sum_{i=1}^K e^{-\alpha x_i}}. \quad (6)$$

Next we will show several properties of the weighted sum function (4) by the following two lemmas.

Lemma 1: The function $H_\alpha(x)$ given by (6) is concave and non-decreasing for $\alpha x_i \leq 1, \forall i$.

Proof 1: See Appendix A.

Lemma 2: For $x_i \geq 0, \forall i$, as $\alpha \rightarrow +\infty$, $H_\alpha(x)$ simplifies to

$$H_\infty(x) \triangleq \lim_{\alpha \rightarrow +\infty} H_\alpha(x) = \min_j x_j. \quad (7)$$

Proof 2: See Appendix B.

Remarks on Lemma 1 and Lemma 2: Lemma 1 and Lemma 2 show the convex condition of the weighted sum function (4) and facilitate the decomposition of the optimization problem into two different structures in the subsequent problem formulation.

B. Problem Formulation

Denote bandwidth allocation $\mathbf{B} = \{b_k[n], k \in \mathcal{K}, n \in \mathcal{N}\}$, power allocation $\mathbf{P} = \{p_k[n] | k \in \mathcal{K}, n \in \mathcal{N}\}$, and trajectory design $\mathbf{Q} = \{\mathbf{q}[n], n \in \mathcal{N}\}$. We optimize average weighted sum of K users' throughput over N time slots by jointly optimizing the bandwidth and power allocation, as well as the UAV trajectory.

According to the convex condition of the weighted sum function shown in Lemma 1 and Lemma 2, we decompose the optimization problem into two different structures, which can be formulated as follows.

1) *Condition 1: for $\alpha R_k[n] \leq 1, \forall k, n$ (This condition can be satisfied by minimizing the quantization interval of α no matter how large $R_k[n]$ is, which will be expressed later in the simulation results analysis):*

$$\max_{\mathbf{B}, \mathbf{P}, \mathbf{Q}} \frac{1}{N} \sum_{n=1}^N \sum_{k=1}^K \frac{e^{-\alpha R_k[n]}}{\sum_{i=1}^K e^{-\alpha R_i[n]}} R_k[n] \quad (8a)$$

$$\text{s.t.} \quad \sum_{k=1}^K b_k[n] \leq 1, \sum_{k=1}^K p_k[n] \leq 1 \quad \forall n \quad (8b)$$

$$0 \leq b_k[n] \leq 1, 0 \leq p_k[n] \leq 1 \quad \forall k, n. \quad (8c)$$

$$\mathbf{q}[1] = \mathbf{q}_I, \mathbf{q}[N] = \mathbf{q}_F \quad (8d)$$

$$\|\mathbf{q}[n+1] - \mathbf{q}[n]\|^2 \leq V_{\max}^2 \delta_t^2, \quad n = 1, 2, \dots, N-1 \quad (8e)$$

where $R_k[n] = b_k[n] \log_2 \left\{ 1 + \left[C_1 + \frac{C_2}{1 + \exp(-(B_1 + B_2 \theta_k[n]))} \right] \times \frac{p_k[n] \gamma_0}{b_k[n] d_k^2[n]} \right\}$, $\theta_k[n] = \frac{H}{\sqrt{H^2 + \|\mathbf{q}[n] - \mathbf{w}_k\|^2}}$, $\gamma_0 \triangleq \frac{P h_0}{B N_0}$, \mathbf{q}_I and \mathbf{q}_F are the UAV's initial and final positions. Constraints (8b)–(8c) are resource allocation constraints. The trajectory constraints of the USA are expressed by (8d)–(8e).

2) *Condition 2: for $\alpha \rightarrow +\infty$ (It's a maximizing minimum instantaneous throughput problem):*

$$\max_{\mathbf{B}, \mathbf{P}, \mathbf{Q}} \frac{1}{N} \sum_{n=1}^N \eta_n \quad (9a)$$

$$\text{s.t.} \quad (8b), (8c), (8d), (8e) \quad (9b)$$

$$R_k[n] \geq \eta_n, \quad \forall k, n \quad (9c)$$

where $\eta_n \triangleq \min_{k \in \mathcal{K}} R_k[n], \forall n$.

III. JOINT RESOURCE ALLOCATION AND TRAJECTORY DESIGN ALGORITHM

Problem (8) and (9) are non-convex problems due to the lack of joint concavity of $R_k[n]$ with respect to the optimization variables \mathbf{B}, \mathbf{P} and \mathbf{Q} . Under both two conditions, we decompose the original optimization problem into several optimization subproblems and solve them iteratively until convergence is achieved.

Algorithm 1 Joint Optimization of Bandwidth Allocation, Power Allocation and UAV Trajectory for $\alpha R_k[n] \leq 1, \forall k, n$

- 1: Initialize $\mathbf{B}^0, \mathbf{P}^0, \mathbf{Q}^0, r_{\max}, \epsilon$ and let $r = 0$.
 - 2: Calculate the initial objective value V^0 w.r.t. $\mathbf{B}^0, \mathbf{P}^0, \mathbf{Q}^0$.
 - 3: **repeat**
 - 4: $r = r + 1$.
 - 5: Given \mathbf{Q}^{r-1} , obtain \mathbf{B}^r and \mathbf{P}^r by solving problem (10).
 - 6: Given $\mathbf{B}^r, \mathbf{P}^r$ and \mathbf{Q}^{r-1} , obtain \mathbf{Q}^r by solving problem (12).
 - 7: Given $\mathbf{B}^r, \mathbf{P}^r$ and \mathbf{Q}^r , obtain the objective Value V^r for the r th iteration.
 - 8: **until** $|V^r - V^{r-1}| \leq \epsilon$ or $r \geq r_{\max}$.
 - 9: $\mathbf{B}^r, \mathbf{P}^r$ and \mathbf{Q}^r are the obtained optimal solution.
-

A. *Condition 1: for $\alpha R_k[n] \leq 1, \forall k, n$*

1) *Joint Bandwidth and Power Allocation:* We jointly optimize the bandwidth allocation \mathbf{B} and power allocation \mathbf{P} for any given UAV trajectory \mathbf{Q} . Hence, the problem (8) can be reformulated as

$$\max_{\mathbf{B}, \mathbf{P}} \frac{1}{N} \sum_{n=1}^N \sum_{k=1}^K \frac{e^{-\alpha R_k[n]}}{\sum_{i=1}^K e^{-\alpha R_i[n]}} R_k[n] \quad (10a)$$

$$\text{s.t.} \quad (8b), (8c) \quad (10b)$$

where $R_k[n] \triangleq b_k[n] \log_2(1 + \gamma_k[n] \frac{p_k[n]}{b_k[n]})$, $\gamma_k[n] \triangleq (C_1 + \frac{C_2}{1 + \exp(-(B_1 + B_2 \theta_k[n]))}) \frac{\gamma_0}{d_k^2[n]}$, $\forall k, n$. With the objective function and all constraints convex, the optimization problem (10) is a convex problem, which can be solved by interior-point method.

2) *UAV Trajectory Optimization:* We optimize the UAV trajectory \mathbf{Q} given specific bandwidth allocation \mathbf{B} and power allocation \mathbf{P} . The optimization problem can be expressed as

$$\max_{\mathbf{Q}} \frac{1}{N} \sum_{n=1}^N \sum_{k=1}^K \frac{e^{-\alpha R_k[n]}}{\sum_{i=1}^K e^{-\alpha R_i[n]}} R_k[n] \quad (11a)$$

$$\text{s.t.} \quad (8d), (8e) \quad (11b)$$

where $R_k[n] \triangleq b_k[n] \log_2 \left[1 + (C_1 + \frac{C_2}{1 + e^{-(B_1 + B_2 \theta_k[n])}}) \times \frac{\hat{\gamma}_k[n]}{H^2 + \|\mathbf{q}[n] - \mathbf{w}_k\|^2} \right]$, $\hat{\gamma}_k[n] \triangleq \frac{\gamma_0 p_k[n]}{b_k[n]}$, $\forall k, n$. The problem (11) is non-convex due to the non-concavity of (11a) and non-convexity of constraint (8e) with respect to $\mathbf{q}[n]$. Since a convex function can be bounded by its first-order Taylor expansion, and $R_k[n]$ is convex with respect to $(1 + e^{-(B_1 + B_2 \theta_k[n])})$ and $(H^2 + \|\mathbf{q}[n] - \mathbf{w}_k\|^2)$ [6]. Therefore, we introduce a slack variable and adopt first-order Taylor approximation to transform the problem (11) into a convex problem as follows

$$\max_{\mathbf{Q}} \frac{1}{N} \sum_{n=1}^N \sum_{k=1}^K \frac{e^{-\alpha \tilde{R}_k^{lb,r}[n]}}{\sum_{i=1}^K e^{-\alpha \tilde{R}_i^{lb,r}[n]}} \tilde{R}_k^{lb,r}[n] \quad (12a)$$

$$\text{s.t.} \quad \Theta_k[n] \leq B_1 + B_2 \theta_k^{lb,r}[n], \quad \forall k, n \quad (12b)$$

$$(8d), (8e) \quad (12c)$$

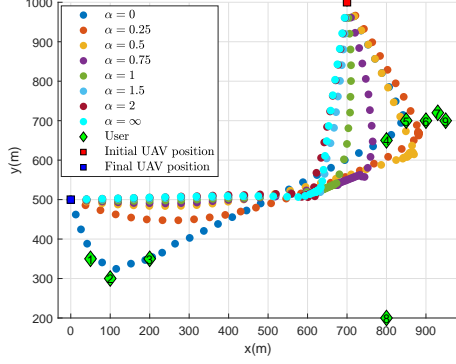


Fig. 2: Optimal trajectories under different values of fairness factor α

where

$$\tilde{R}_k^{lb,r}[n] \triangleq \tilde{R}_k^r[n] - \psi_k^r[n] \left(e^{-\Theta_k[n]} - e^{-\Theta_k^r[n]} \right) - \varphi_k^r[n] \left(\|\mathbf{q}[n] - \mathbf{w}_k\|^2 - \|\mathbf{q}^r[n] - \mathbf{w}_k\|^2 \right) \quad (13)$$

$$\tilde{R}_k^r[n] = b_k[n] \log_2 \left[1 + \left(C_1 + \frac{C_2}{x_0} \right) \frac{\hat{\gamma}_k[n]}{y_0} \right] \quad (14)$$

$$\psi_k^r[n] = b_k[n] \frac{C_2 \hat{\gamma}_k[n] \log_2 e}{x_0 (x_0 y_0 + (C_1 x_0 + C_2) \hat{\gamma}_k[n])} \quad (15)$$

$$\varphi_k^r[n] = b_k[n] \frac{(C_1 x_0 + C_2) \hat{\gamma}_k[n] \log_2 e}{y_0 (x_0 y_0 + (C_1 x_0 + C_2) \hat{\gamma}_k[n])} \quad (16)$$

$$x_0 = 1 + e^{-\Theta_k^r[n]}, y_0 = H^2 + \|\mathbf{q}^r[n] - \mathbf{w}_k\|^2 \quad (17)$$

$$\theta_k^{lb,r}[n] \triangleq \frac{H}{\sqrt{H^2 + \|\mathbf{q}^r[n] - \mathbf{w}_k\|^2}} - \frac{H}{2(H^2 + \|\mathbf{q}^r[n] - \mathbf{w}_k\|^2)^{\frac{3}{2}}} \times (\|\mathbf{q}[n] - \mathbf{w}_k\|^2 - \|\mathbf{q}^r[n] - \mathbf{w}_k\|^2) \quad (18)$$

where $\Theta_k[n]$ is a slack variable and r is the iteration index.

Given that all constraints are convex, the problem (12) is a convex problem and can be solved using the interior-point method.

3) *Overall Algorithm:* The original problem (8) is divided into two subproblems (10) and (12) respectively. The overall algorithm for problem (8) is shown in **Algorithm 1**, where r_{\max} denotes the maximum iterations and ϵ denotes the tolerance error. Steps 2-7 involve alternately and iteratively solving problems (10) and (12) until the objective value converges or the maximum number of iterations is achieved.

B. *Condition 2: for $\alpha \rightarrow +\infty$*

1) *Joint Bandwidth and Power Allocation:* The problem (9) can be reformulated as

$$\max_{\mathbf{B}, \mathbf{P}} \frac{1}{N} \sum_{n=1}^N \eta_n \quad (19a)$$

$$\text{s.t.} \quad (8b), (8c) \quad (19b)$$

$$R_k[n] \geq \eta_n, \quad \forall k, n \quad (19c)$$

where $R_k[n] = b_k[n] \log_2 \left(1 + \gamma_k[n] \frac{p_k[n]}{b_k[n]} \right)$, $\gamma_k[n] = \left(C_1 + \frac{C_2}{1 + \exp(- (B_1 + B_2 \theta_k[n]))} \right) \frac{\gamma_0}{d_k^2[n]}$, $\forall k, n$.

2) *UAV Trajectory Optimization:* The problem (9) can be reformulated as

$$\max_{\boldsymbol{\eta}, \mathbf{Q}} \frac{1}{N} \sum_{n=1}^N \eta_n \quad (20a)$$

$$\text{s.t.} \quad (8d), (8e) \quad (20b)$$

$$R_k[n] \geq \eta_n, \quad \forall k, n. \quad (20c)$$

Remark: Problems (19) and (20) are classic maximizing minimum problems [5] [6], which can be solved by solving Lagrange dual, and employing Taylor approximation respectively. We omit the solutions due to the limitation of space.

IV. NUMERICAL RESULTS

In this section, we evaluate the performance of our proposed scheme. We consider a system with $K = 9$ ground users arbitrarily distributed on a horizontal plane. The UAV is assumed to fly at a fixed altitude $H = 500$ m [5] with a given maximum speed $V_{\max} = 40$ m/s. The total available bandwidth is $B = 10$ MHz and the noise power spectrum density is $N_0 = -169$ dBm/Hz. The maximum transmission power is $P = 0.1$ W and the channel power gain at the reference distance $d_0 = 1$ m is $h_0 = -50$ dB. The Rician fading model parameters are given by $B_1 = -4.3221$, $B_2 = 6.0750$, $C_1 = 0$ and $C_2 = 1$ [6]. The flight period and number of time slots are set as $T = 50$ s and $N = 50$ respectively.

In Fig. 2, we compare the optimal trajectories of the UAV under different values of fairness factor α . For clarity, the users are marked by ‘ \diamond ’s with their respective numbers inside. It can be observed that as the fairness factor α changes, the UAV adjusts its trajectories accordingly. When α increases, the UAV gradually shifts its trajectories from user-dense regions to the sparse one, to meet the fairness requirement.

In Fig. 3, we compare the throughput of all the users in different time slots with different values of fairness factor α . It can be observed that there exists a ‘channel-quality bias’ in resource allocation. When the fairness requirement is not strict (i.e. α is small), the UAV allocates bandwidth and power preferentially to users with better channel quality. With the increase of α , the UAV gradually allocates more resources to users experiencing poorer channel quality. When $\alpha = 0$, our scheme converges to a water-filling scheme, allocating maximal resources towards users with better channel quality. When $\alpha = \infty$, our scheme converges to channel inversion scheme, allocating resources fairly to all users and ensuring that each user’s throughput remains consistent across any given time slot.

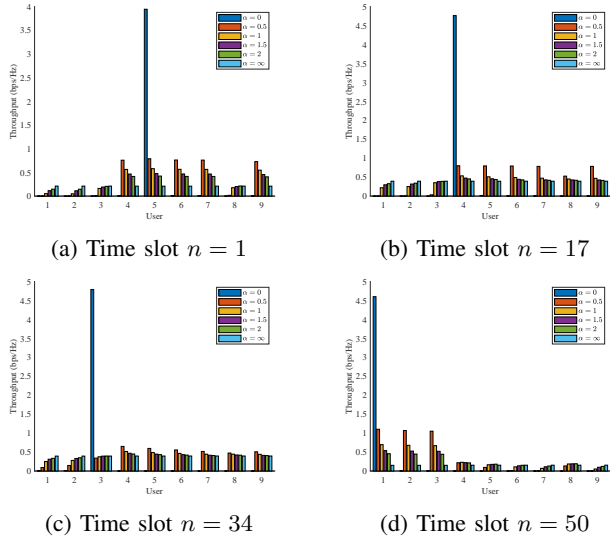
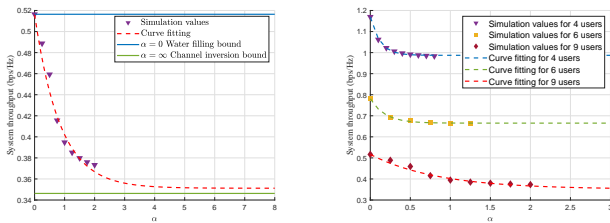


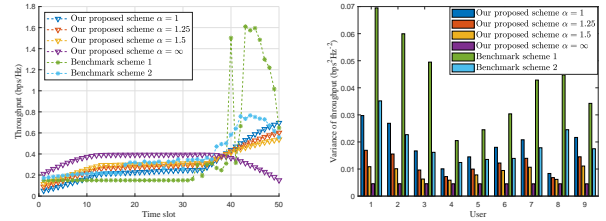
Fig. 3: Throughput of all the users in different time slots with different values of fairness factor α



(a) System throughput versus fairness factor α (b) System throughput versus fairness factor α with different numbers of users

Fig. 4: Comparison of system throughput versus fairness factor α in different scenarios

In Fig. 4 (a), we analyze system throughput (i.e. average throughput of K users over N time slots) of the developed UAV communication system. We select several values of α that ensure the convexity of the initial optimization problem (8) and get the simulation values marked by ‘ ∇ ’s. By plotting the fitting curve of these simulation values, we observe that the system throughput decays exponentially with respect to α . Moreover, the system throughput is tightly bounded by the water-filling scheme and channel inversion scheme. This phenomenon reveals the trade-off between fairness and the system’s throughput, which can be flexibly adjusted by tuning the value of fairness factor α . In Fig. 4 (b), we compare the system throughput with different numbers of ground users. We find that fewer users result in higher system throughput. However, higher throughput implies a smaller dynamic range of α that guarantees the



(a) Throughput of our proposed scheme and benchmark scheme of our proposed scheme and versus time slot with different benchmark scheme factor values (b) Variance of throughput of our proposed scheme and all users with different factor values

Fig. 5: Comparison of performance between our proposed scheme and benchmark scheme

convex constraints $\alpha R_k[n] \leq 1$, which can be easily solved by minimizing the quantization interval of α . It can also be observed that the curve decays faster with fewer users, which can be attributed to the numerator of the weighted function (5). By taking the derivative, we can ascertain that the numerator is more sensitive to the change of α with a higher value of throughput, indicating a faster system throughput decay with respect to α .

In Fig. 5, we compare the performance of our proposed scheme and benchmark schemes with different fairness factor values. The benchmark schemes maximize the minimum average throughput of K users (i.e. $\max_{\eta} \min_{k \in \mathcal{K}} \frac{1}{N} \sum_{n=1}^N R_k[n]$). We consider two types of QoS constraints: $R_k[n] \geq R_{th}$ and $R_k[n] \geq \lambda \eta, \forall k, n$, which are referred to as ‘benchmark scheme 1’ and ‘benchmark scheme 2’ respectively. In the simulations, we adopt the most stringent QoS constraints for both benchmark schemes. In Fig. 5 (a), without loss of generality, we compare the throughput of ‘user 1’ in all N time slots between our proposed scheme and benchmark schemes with different fairness factor values. By enhancing the fairness requirement, our proposed scheme dynamically adjusts resource allocation, compensating users in poorer channel conditions and minimizing throughput fluctuations. We use the variance of throughput as a metric to quantify the stability of throughput as depicted in Fig. 5 (b). Apparently, if relatively strict fairness requirement is imposed, our scheme is able to better guarantee the throughput stability than both benchmarks, even if they have employed the most stringent QoS constraints.

V. CONCLUSION

In this paper, we have proposed a trade-off control mechanism for UAV-enabled wireless communication systems based on a new weighted function. We formulated the optimization problem to maximize the weighted sum of

all users' throughput. According to the convex condition of the weighted function, we decomposed the optimization problem into two different structures, which were further decomposed into two separate subproblems. Due to their non-convexity, we reconstructed them as convex problems and proposed an efficient iterative algorithm to solve them. Simulation results have verified our proposed scheme's flexible adjustment between system throughput and user fairness. Comparisons with benchmark schemes have demonstrated our proposed scheme's better performance in throughput stability and QoS provisioning.

APPENDIX A PROOF OF LEMMA 1

We compute the first-order partial derivative of $H_\alpha(x)$, which is as follows

$$\frac{\partial H_\alpha(x)}{\partial x_j} = \frac{(1 - \alpha x_j) e^{-\alpha x_j} \sum_{i=1}^K e^{-\alpha x_i}}{\left(\sum_{i=1}^K e^{-\alpha x_i}\right)^2} + \frac{\alpha e^{-\alpha x_j} \sum_{i=1}^K x_i e^{-\alpha x_i}}{\left(\sum_{i=1}^K e^{-\alpha x_i}\right)^2}$$

where $j = 1, 2, \dots, n$. It's evident that $\frac{\partial H_\alpha(x)}{\partial x_j}$ is non-negative when $\alpha x_i \leq 1, \forall i$ is satisfied. Thus $H_\alpha(x)$ is non-decreasing. As for the convexity, we compute the Hessian matrix of $H_\alpha(x)$ defined as $F \triangleq \nabla^2 H_\alpha(x)$, and next show that $v^T F v$ is non-positive for any non-zero column vector $v = [v_1, v_2, \dots, v_n]^T$. More intuitively, we take its opposite form

$$-v^T F v = A_1 - 2A_2 + A_3 - 2A_4$$

where

$$\begin{aligned} A_1 &= \left(\sum_{i=1}^K e^{-\alpha x_i}\right)^{-1} \alpha \left(\sum_{i=1}^K (2 - \alpha x_i) e^{-\alpha x_i} v_i^2\right) \\ A_2 &= \left(\sum_{i=1}^K e^{-\alpha x_i}\right)^{-2} \alpha \left(\sum_{i=1}^K (1 - \alpha x_i) e^{-\alpha x_i} v_i\right) \left(\sum_{i=1}^K e^{-\alpha x_i} v_i\right) \\ A_3 &= \left(\sum_{i=1}^K e^{-\alpha x_i}\right)^{-2} \alpha^2 \left(\sum_{i=1}^K x_i e^{-\alpha x_i}\right) \left(\sum_{i=1}^K e^{-\alpha x_i} v_i^2\right) \\ A_4 &= \left(\sum_{i=1}^K e^{-\alpha x_i}\right)^{-3} \alpha^2 \left(\sum_{i=1}^K x_i e^{-\alpha x_i}\right) \left(\sum_{i=1}^K e^{-\alpha x_i} v_i^2\right). \end{aligned}$$

By applying the AM-GM inequality and the Cauchy-Schwarz inequality, it can be verified that

$$\begin{aligned} A_1 - 2A_2 &\geq \alpha \left(\sum_{i=1}^K e^{-\alpha x_i}\right)^{-2} \left\{ \left(\sum_{i=1}^K e^{-\alpha x_i}\right) \left(\sum_{i=1}^K (2 - \alpha x_i) e^{-\alpha x_i} v_i^2\right) \right. \\ &\quad \left. - \left[\left(\sum_{i=1}^K e^{-\alpha x_i}\right) \left(\sum_{i=1}^K (2 - \alpha x_i) e^{-\alpha x_i} v_i^2\right) \right] \right\} \\ &\quad - \alpha \left(\sum_{i=1}^K x_i e^{-\alpha x_i}\right) \left(\sum_{i=1}^K e^{-\alpha x_i} v_i^2\right) \\ &= \alpha^2 \left(\sum_{i=1}^K e^{-\alpha x_i}\right)^{-3} \left(\sum_{i=1}^K x_i e^{-\alpha x_i}\right) \left(\sum_{i=1}^K e^{-\alpha x_i} v_i^2\right) \left(\sum_{i=1}^K e^{-\alpha x_i}\right) \end{aligned}$$

$$\geq \alpha^2 \left(\sum_{i=1}^K e^{-\alpha x_i}\right)^{-3} \left(\sum_{i=1}^K x_i e^{-\alpha x_i}\right) \left(\sum_{i=1}^K e^{-\alpha x_i} v_i\right)^2$$

Similarly, we can verify that

$$A_3 - 2A_4 \geq -\alpha^2 \left(\sum_{i=1}^K e^{-\alpha x_i}\right)^{-3} \left(\sum_{i=1}^K x_i e^{-\alpha x_i}\right) \left(\sum_{i=1}^K e^{-\alpha x_i} v_i\right)^2$$

Hence, we obtain $-v^T F v \geq 0$, which means the Hessian matrix of $H_\alpha(x)$ is negative semidefinite. As a result, $H_\alpha(x)$ is concave for $\alpha x_i \leq 1, \forall i$.

APPENDIX B PROOF OF LEMMA 2

We rewrite $H_\alpha(x)$ as

$$H_\alpha(x) = \sum_{j=1}^K \frac{e^{-\alpha x_j}}{\sum_{i=1}^K e^{-\alpha x_i}} x_j = \sum_{j=1}^K \frac{1}{1 + \sum_{i \neq j} e^{-\alpha(x_i - x_j)}} x_j$$

where

$$\lim_{\alpha \rightarrow +\infty} e^{-\alpha(x_i - x_j)} = \begin{cases} 0, & x_j < x_i \\ 1, & x_j = x_i \\ \infty, & x_j > x_i \end{cases}$$

Denote $x_{\min} = \min\{x_1, x_2, \dots, x_n\}$ and the number of x_{\min} for x_j as N_{\min} , then $H_\infty(x) = \sum_{j=1}^{N_{\min}} \frac{1}{1 + (N_{\min} - 1)} x_{\min} = \min_j x_j$.

REFERENCES

- [1] N. Zhao, W. Lu, M. Sheng, Y. Chen, J. Tang, F. R. Yu, and K.-K. Wong, "Uav-assisted emergency networks in disasters," *IEEE Wireless Communications*, vol. 26, no. 1, pp. 45–51, 2019.
- [2] C. Wang, P. Zhang, N. Kumar, L. Liu, and T. Yang, "Gcwn: 6g-based global coverage wireless communication network architecture," *IEEE Network*, vol. 37, no. 3, pp. 218–223, May/June 2023.
- [3] Z. Yao, W. Cheng, W. Zhang, and H. Zhang, "Resource allocation for 5g-uav-based emergency wireless communications," *IEEE Journal on Selected Areas in Communications*, vol. 39, no. 11, pp. 3395–3410, 2021.
- [4] W. Cheng, X. Zhang, and H. Zhang, "Joint spectrum and power efficiencies optimization for statistical qos provisionings over siso/mimo wireless networks," *IEEE Journal on Selected Areas in Communications*, vol. 31, no. 5, pp. 903–915, 2013.
- [5] Q. Wu and R. Zhang, "Common throughput maximization in uav-enabled ofdma systems with delay consideration," *IEEE Transactions on Communications*, vol. 66, no. 12, pp. 6614–6627, 2018.
- [6] X. Yan, X. Fang, C. Deng, and X. Wang, "Joint optimization of resource allocation and trajectory control for mobile group users in fixed-wing uav-enabled wireless network," *IEEE Transactions on Wireless Communications*, vol. 23, no. 2, pp. 1608–1621, 2024.
- [7] R. Ding, F. Gao, and X. S. Shen, "3d uav trajectory design and frequency band allocation for energy-efficient and fair communication: A deep reinforcement learning approach," *IEEE Transactions on Wireless Communications*, vol. 19, no. 12, pp. 7796–7809, 2020.
- [8] Z. Qin, Z. Liu, G. Han, C. Lin, L. Guo, and L. Xie, "Distributed uavbs trajectory optimization for user-level fair communication service with multi-agent deep reinforcement learning," *IEEE Transactions on Vehicular Technology*, vol. 70, no. 12, pp. 12 290–12 301, 2021.
- [9] C. You and R. Zhang, "3d trajectory optimization in rician fading for uav-enabled data harvesting," *IEEE Transactions on Wireless Communications*, vol. 18, no. 6, pp. 3192–3207, 2019.
- [10] E. C. Song and G. Yue, "A novel rate combining model for coded modulation with applications to power allocation," in *2021 IEEE Global Communications Conference (GLOBECOM)*, 2021, pp. 1–6.