

T_c and the elastocaloric effect of Sr_2RuO_4 under $\langle 110 \rangle$ uniaxial stress: no indications of transition splitting

Fabian Jerzembeck,^{1,*} You-Sheng Li,^{1,2} Grgur Palle,³ Zhenhai Hu,¹ Mehdi Biderang,⁴ Naoki Kikugawa,⁵ Dmitry A. Sokolov,¹ Sayak Ghosh,⁶ Brad J. Ramshaw,^{6,7} Thomas Scaffidi,^{8,4} Michael Nicklas,¹ Jörg Schmalian,^{3,9} Andrew P. Mackenzie,^{1,10,†} and Clifford W. Hicks^{1,11,‡}

¹*Max Planck Institute for Chemical Physics of Solids, D-01187 Dresden, Germany*

²*Department of Physics, National Taiwan University, Taipei, 10617, Taiwan*

³*Institute for Theory of Condensed Matter, Karlsruhe Institute of Technology, 76131 Karlsruhe, Germany*

⁴*Department of Physics, University of Toronto, 60 St. George Street, Toronto, Ontario, M5S 1A7, Canada*

⁵*National Institute for Materials Science, Tsukuba 305-0003, Japan*

⁶*Laboratory of Atomic and Solid State Physics, Cornell University, Ithaca, New York 14853, USA*

⁷*Canadian Institute for Advanced Research, Toronto, Ontario, Canada*

⁸*Department of Physics and Astronomy, University of California, Irvine, California 92697, USA*

⁹*Institute for Quantum Materials and Technologies,*

Karlsruhe Institute of Technology, 76131 Karlsruhe, Germany

¹⁰*Scottish Universities Physics Alliance (SUPA), School of Physics and Astronomy,*

University of St. Andrews, St. Andrews KY16 9SS, United Kingdom

¹¹*School of Physics and Astronomy, University of Birmingham, Birmingham B15 2TT, United Kingdom*

There is considerable evidence that the superconductivity of Sr_2RuO_4 has two components. Among this evidence is a jump in the shear elastic modulus c_{66} at the critical temperature T_c , observed in ultrasound measurements. Such a jump is forbidden for homogeneous single-component order parameters, and implies that T_c should develop as a cusp under the application of shear strain with $\langle 110 \rangle$ principal axes. This shear strain should split the onset temperatures of the two components, if they coexist, or select one component if they do not. Here, we report measurements of T_c and the elastocaloric effect of Sr_2RuO_4 under uniaxial stress applied along the $[110]$ lattice direction. Within experimental resolution, we resolve neither a cusp in the stress dependence of T_c , nor any second transition in the elastocaloric effect data. We show that reconciling these null results with the observed jumps in c_{66} requires extraordinarily fine tuning to a triple point of the Ginzburg-Landau parameter space. In addition, our results are inconsistent with homogeneous time reversal symmetry breaking at a temperature $T_2 \leq T_c$ as identified in muon spin relaxation experiments.

I. INTRODUCTION

Although it has a critical temperature T_c of only 1.5 K, Sr_2RuO_4 has become one of the most-studied unconventional superconductors. This is in part because even though the normal state of Sr_2RuO_4 is extraordinarily well-characterised, the pairing mechanism and superconducting order parameter remain unclear¹⁻⁵. Given the extremely high purity of the crystals available for experimental investigation⁶, this should be a soluble problem, and it has become a benchmark for the progress of the broader field of unconventional superconductivity.

As often happens when a large number of experiments are performed on a single material, the results and/or interpretations of some experiments disagree. While it is appropriate for theory to attempt to reconcile apparently contradictory results, the possibility of experimental error must also be kept in mind. It can be subtle. In the history of Sr_2RuO_4 , a conflict existed for nearly two decades between two different probes of the competition between superconducting condensation energy and magnetic polarisation energy. Pauli critical field limiting^{7,8} was consistent with even-parity spin-singlet order, but the magnetic polarizability of the superconducting state measured by the NMR Knight shift⁹ contradicted that conclusion, leading to extensive discussion

of spin-triplet order parameters. The issue was resolved only after a systematic error in the original NMR measurements was uncovered¹⁰. Although some researchers continue to explore the possibility of spin-triplet pairing in Sr_2RuO_4 ¹¹⁻¹⁴, the weight of recent evidence is now strongly in favour of spin-singlet, even-parity order^{10,15-19}.

This experience provides strong motivation to check other apparently settled experimental facts about the superconductivity of Sr_2RuO_4 . A major question is whether the superconducting order parameter breaks time reversal symmetry. It has long been widely accepted as fact that it does, on the basis of muon spin rotation (μSR), Kerr rotation, and Josephson junction data²⁰⁻²⁵. However, some expected experimental signatures have not been observed^{26,27}.

Recently, it has become possible to test for two expected consequences of time reversal symmetry breaking (TRSB) in Sr_2RuO_4 under uniaxial pressure. The uniaxial pressure should break the degeneracy of the order parameter components required to produce a TRSB state, yielding, firstly, a cusp in the stress dependence of T_c centered on zero pressure^{28,29}, and, secondly, a splitting of the transition under nonzero pressure that should be observable in thermodynamic data. Under uniaxial pressure along the $[100]$ lattice direction, neither effect has

been observed, in spite of several searches^{30–32}. However, transition splitting was observed in μ SR measurements, a non-thermodynamic probe, under [100] uniaxial stress²². One possible interpretation of this discrepancy is that the thermodynamic measurements of Refs.^{30–32} were not sensitive enough to detect the second transition. There is therefore a premium on extending thermodynamic studies to a situation in which there is more guidance on expected thermodynamic quantities.

Recent observations of a jump in the elastic modulus c_{66} at T_c , through ultrasound measurements^{33,34}, provide such guidance for uniaxial stress applied along the [110] lattice direction. This stress axis has largely been neglected because the coupling of the electronic structure of Sr_2RuO_4 to stress applied along the [110] direction is weak^{30,35}. However, the observed magnitudes of the jumps in c_{66} imply, through Ehrenfest relations that we derive below, that the cusp and splitting should, surprisingly, be easily observable under stress along this direction.

We report results of high-resolution studies of both the magnetic susceptibility and elastocaloric effect under [110] uniaxial pressure. Combining these results with those from previous work on [001] uniaxial pressure allows a prediction for the dependence of T_c on hydrostatic pressure. We find good agreement with measurements³⁶, which shows that our data are thermodynamically consistent with previous results. Within tight limits, we resolve neither a cusp nor transition splitting. We show that our results cannot be plausibly reconciled with the observed jumps in c_{66} under assumption of a homogeneous superconducting state—the level of tuning implied is implausibly fine. Our data therefore suggest that an appropriate next step in understanding the superconductivity of Sr_2RuO_4 is to explore the experimental conditions of the ultrasound measurements more closely, potentially including the effects of inhomogeneity.

Our data are also not consistent with recently-reported μ SR results, in which transition splitting under [110] stress was reported³⁷. The fact that μ SR data under neither [110] nor [100] uniaxial stress are consistent with thermodynamic data indicates a need to re-evaluate the long-accepted understanding that enhanced muon spin relaxation below T_c shows that a superconducting order parameter breaks time reversal symmetry.

II. STRAIN COMPONENTS

To frame the discussion in the paper, we introduce a notation for strains. We will use the symbols ε_{110} and σ_{110} to denote the strain and stress along the [110] lattice direction, under conditions of uniaxial stress. When these symbols are used, it is assumed that there are also transverse strains due to the Poisson effect. Based on the elastic moduli at 4 K reported in Ref.³³, $\sigma_{110} = (187 \text{ GPa}) \times \varepsilon_{110}$.

The strain can be resolved into components. We

choose here to resolve it into shear strain ε_6 , c -axis strain ε_3 , and in-plane dilatation $\varepsilon_d \equiv \varepsilon_1 + \varepsilon_2$, where ε_1 through ε_6 are the strain components expressed in the standard Voigt notation. While ε_d and ε_3 transform under the trivial representation A_{1g} of the point group, ε_6 transforms under B_{2g} . These three strain components are illustrated in the inset of Fig. 1. The 4 K elastic moduli from Ref.³³ yield:

$$\begin{aligned}\varepsilon_d &= \alpha_d \sigma_{110}, \\ \varepsilon_3 &= \alpha_3 \sigma_{110}, \\ \varepsilon_6 &= \alpha_6 \sigma_{110},\end{aligned}\tag{1}$$

with $\alpha_d = 0.00307 \text{ GPa}^{-1}$, $\alpha_3 = -0.00102 \text{ GPa}^{-1}$, and $\alpha_6 = 0.00765 \text{ GPa}^{-1}$.

For all possible order parameters, nonzero ε_d and ε_3 result in a smooth variation of T_c which is linear in strain to leading order. We label this line as T_{c0} in Fig. 1. A leading-order coupling to ε_6 is permitted only for certain two-component order parameters, and it results in a cusp in the strain dependence of T_c , that is, a discontinuity in slope of magnitude $2|dT_c/d\varepsilon_6|$:

$$T_c(\varepsilon_d, \varepsilon_3, \varepsilon_6) = \frac{dT_c}{d\varepsilon_d} \varepsilon_d + \frac{dT_c}{d\varepsilon_3} \varepsilon_3 + \left| \frac{dT_c}{d\varepsilon_6} \right| |\varepsilon_6| + \dots,\tag{2}$$

where the ellipsis denotes higher-order terms and will be suppressed from now on. Below, we show that, for even-parity pairing states, such a cusp occurs for symmetry protected two-component order parameters that combine (d_{xz}, d_{yz}) Cooper pairs, and for accidentally-degenerate two-component order parameters that combine (s, d_{xy}) or $(d_{x^2-y^2}, g_{xy}(x^2-y^2))$ Cooper pairs. From Eq. (1) it follows that T_c as a function of σ_{110} , our experimental control parameter, obeys

$$T_c(\sigma_{110}) = \left(\sum_{i=d,3} \frac{dT_c}{d\varepsilon_i} \alpha_i + \text{sign}(\sigma_{110}) \left| \frac{dT_c}{d\varepsilon_6} \right| \alpha_6 \right) \sigma_{110}.\tag{3}$$

This behavior is illustrated in Fig. 1. For a single component superconducting order parameter and for two-component states other than the ones listed above, $|dT_c/d\varepsilon_6| = 0$. It is this distinct behavior w.r.t. ε_6 that allows for the key conclusions of this paper.

In some cases one expects a second transition at a temperature $T_2 < T_c$ where a composite of the two order parameter components breaks an additional symmetry. If this happens, one expects behavior similar to Eq. (3), but with the crucial distinction that the sign in front of the cusp is negative:

$$T_2(\sigma_{110}) = \left(\sum_{i=d,3} \frac{dT_2}{d\varepsilon_i} \alpha_i - \text{sign}(\sigma_{110}) \left| \frac{dT_2}{d\varepsilon_6} \right| \alpha_6 \right) \sigma_{110},\tag{4}$$

as sketched in Fig. 1. From the slopes $|dT_c/d\varepsilon_6|$ and (if a second transition occurs) $|dT_2/d\varepsilon_6|$, an upper bound on the jump in elastic constant c_{66} may be obtained; this relation is presented below.

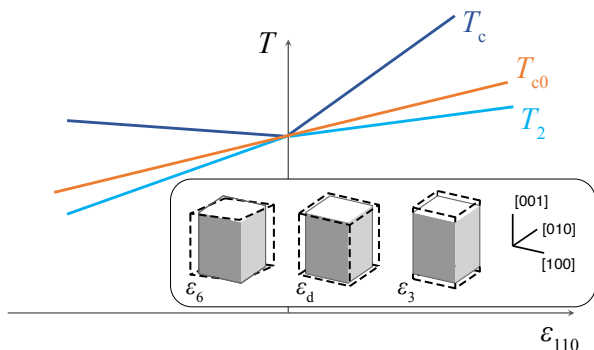


FIG. 1. Schematic dependence of the phase transition temperatures on strain ε_{110} . Orange line: for single-component and some two-component order parameters, the onset temperature of superconductivity derives only from the A_{1g} -symmetric strain components, ε_d and ε_3 , and so varies smoothly across $\varepsilon_{110} = 0$. Dark blue: For (d_{xz}, d_{yz}) pairing and accidentally degenerate (s, d_{xy}) and $(d_{x^2-y^2}, g_{xy(x^2-y^2)})$ pairing a cusp, i.e., a sudden change of slope in $T_c(\varepsilon_{110})$, occurs, due to coupling to the shear strain component ε_6 . Light blue: in some cases (see Fig. 4) there is a second transition at T_2 below T_c , also with a cusp. The inset shows the components of the applied strain when uniaxial stress is applied along a $\langle 110 \rangle$ direction.

III. RESULTS: MEASUREMENT OF $T_c(\sigma_{110})$

In order to probe the dependence of T_c on σ_{110} , we studied the magnetic susceptibility of single crystals of Sr_2RuO_4 . Stress was applied using piezoelectric-based apparatus that incorporated both force and displacement sensors³⁸. Samples were sculpted into dumbbell shapes using a Xe plasma focused ion beam, a step that allows higher stresses to be reached³⁹. To measure magnetic susceptibility, concentric coils of a few turns each were wound around the central neck portion of the samples and their mutual inductance was measured. For each sample, the zero-stress point was identified by deliberately breaking the sample under tension, then measuring T_c with the two parts separated⁴⁰.

Three samples were measured. Samples 1 and 2 were taken from the same original crystal, in which the growth direction was almost exactly along $[110]$, while sample 3 was taken from a crystal where the growth direction was about 15° away from $[110]$. In all cases the samples were cut from the original crystal such that the pressure was applied along $[110]$ within $\lesssim 3^\circ$. Samples 1 and 2 both withstood tensile stresses of up to $\sigma_{110} \approx +0.2$ GPa, while sample 3 broke under very low tensile stress. Samples 1 and 3 were compressed to $\sigma_{110} < -2$ GPa.

For sample 1, there was some hysteresis in $T_c(\sigma_{110})$. The most likely origin was a hysteretic component of the applied stress that had $\langle 100 \rangle$ principal axes: T_c of Sr_2RuO_4 responds much more sensitively to $\langle 100 \rangle$ than $\langle 110 \rangle$ shear stress³⁰. After measurement of sample 1, the apparatus was modified to attenuate transmission of stress components other than the desired $[110]$ uniaxial

stress. This step drastically reduced the hysteresis for samples 2 and 3. The modification is described in Appendix A.

Raw data — the mutual inductance M of the susceptibility coils — for all three samples are shown in Fig. 2(a–c). For all, the transition width was about 50 mK, and did not increase much as stress was applied. This transition width could be a consequence of an inhomogeneous defect density, and/or an internal field of $\langle 100 \rangle$ shear strain due to defects. It is not a consequence of whatever internal field of $\langle 110 \rangle$ shear strain may be present. It can be seen in Fig. 2(d) that $\sigma_{110} \approx -1$ GPa is required to suppress T_c by 50 mK, which is an unrealistically large internal stress except in the immediate vicinity of defects⁴¹.

Fig. 2(d) shows $T_c(\sigma_{110})$ of the three samples, where T_c is taken as the point where M crosses the thresholds indicated in panels (a–c). To convey the level of drift, the data points are colored by the order in which they were measured. Due to the hysteresis, for sample 1 only data points taken under decreasing σ_{110} are shown.

Linear fits over the range $-0.2 < \sigma_{110} < 0.2$ GPa give $dT_c/d\sigma_{110} = 68.3, 65.8,$ and 58.5 mK/GPa for samples 1, 2, and 3, respectively. Including uncertainty on the force sensor calibration, we take $dT_c/d\sigma_{110}|_{\sigma_{110}=0} = 64 \pm 7$ mK/GPa.

For none of the samples is there an obvious cusp at $\sigma_{110} = 0$. To look more closely, we determine the slopes $dT_c/d\sigma_{110}$ from piecewise linear fits, choosing windows small enough that for samples 1 and 2 there are windows at $\sigma_{110} > 0$. Results from this fitting are shown in Fig. 2(e). If there were a sharp cusp in $T_c(\sigma_{110})$ at $\sigma_{110} = 0$, the points at $\sigma_{110} > 0$ would be above the trend from $\sigma_{110} < 0$. They are not. Also shown in Fig. 2(e) is $dT_c/d\sigma_{110}$ determined from quadratic fits to $T_c(\sigma_{110})$ over the entire measured stress range. The rms difference between the piecewise-fitted and these globally-fitted slopes is 10 mK/GPa.

A cusp could be broadened by internal strain. In Fig. 2(f) we illustrate the expected form of $dT_c/d\sigma_{110}$ if there is a sharp cusp, and in Fig. 2(g) if it is rounded. With rounding, $dT_c/d\sigma_{110}$ deviates from the background over a range of stress around σ_{110} , such that even in sample 3, where essentially no tensile stress could be applied, the effects of a cusp could have become visible. No such deviation is visible in the data.

We take a conservative upper limit on any change in slope $dT_c/d\sigma_{110}$ across a cusp, $\Delta(dT_c/d\sigma_{110})$, of 20 mK/GPa, whether the cusp is sharp or rounded. This upper limit implies

$$\left| \frac{dT_c}{d\varepsilon_6} \right| = \frac{1}{2\alpha_6} \Delta \left(\frac{dT_c}{d\sigma_{110}} \right) < 1.3 \text{ K.} \quad (5)$$

which is our first key experimental result. The implication of this tight upper bound on $|dT_c/d\varepsilon_6|$ will be discussed in detail later in the paper.

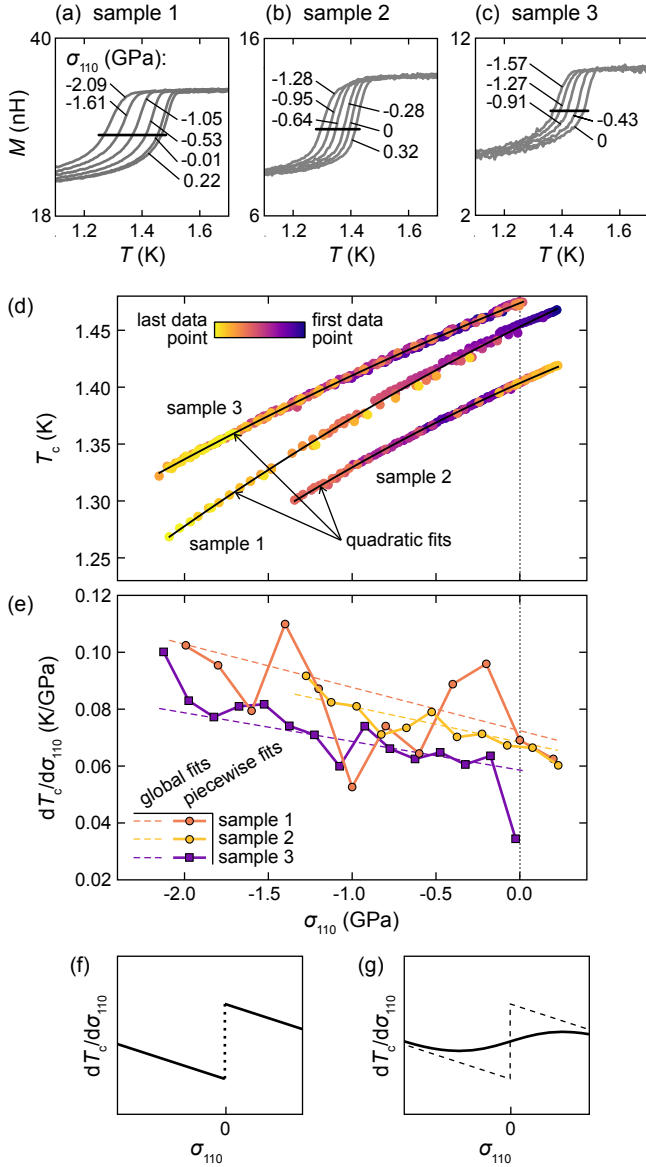


FIG. 2. (a–c) Temperature dependence of the mutual inductance M of the susceptibility coils wrapped around the sample, for samples 1, 2, and 3, respectively. The numbers indicate the applied stress, σ_{110} , in GPa, and $\sigma_{110} < 0$ denotes compression. (d) T_c , determined as the points where M crossed the thresholds indicated in panels (a–c), against stress. To illustrate the level of drift, the points are colored by the order in which they were measured. For sample 1, due to hysteresis only data from decreasing- σ ramps are shown. The black lines are quadratic fits to the data. (e) Points: $dT_c/d\sigma_{110}$ determined from piecewise linear fits. Straight lines: $dT_c/d\sigma_{110}$ from the quadratic fits in panel d. (f) Expected form of $dT_c/d\sigma_{110}$, if there is a sharp cusp on top of a quadratic background. (g) Expected form of $dT_c/d\sigma_{110}$ if the cusp is broadened by, for example, internal strain inhomogeneity.

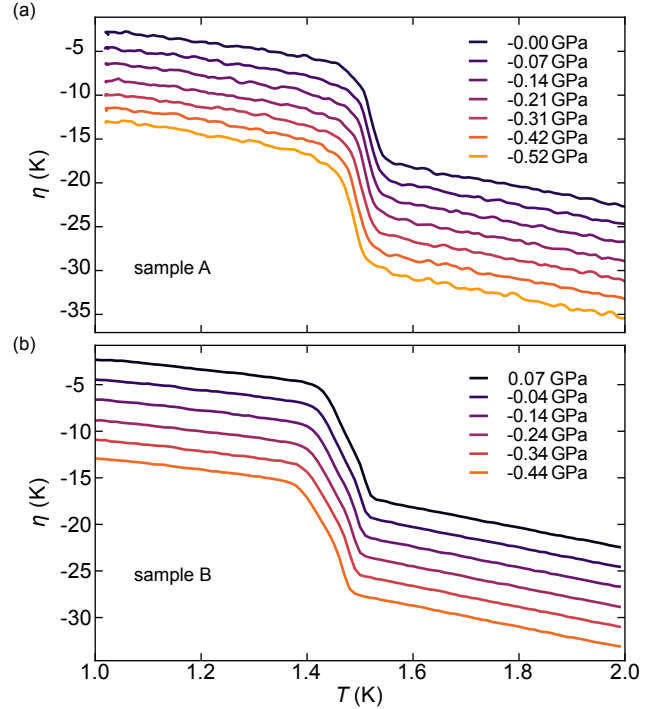


FIG. 3. Elastocaloric coefficient η versus temperature for two samples. For clarity, all curves apart from the black ones are shifted vertically with respect to each other. The method of analysis is discussed in the text and Appendix B.

IV. ELASTOCALORIC EFFECT EXPERIMENTS

It is clear from the $T_c(\sigma_{110})$ data that the superconductivity couples much more weakly to shear strain with $\langle 110 \rangle$ than $\langle 100 \rangle$ principal axes; data under $\langle 100 \rangle$ uniaxial stress are published in, for example, Refs.^{30,32}. It might not then seem that the elastocaloric effect (the change in sample temperature induced by applied stress) under $[110]$ stress would be a particularly effective probe of the physics. However, that is not necessarily the case. Under adiabatic conditions, the elastocaloric coefficient η is given by

$$\eta \equiv \frac{dT}{d\varepsilon} = -\frac{T}{C} \frac{\partial S}{\partial \varepsilon}, \quad (6)$$

where C is the heat capacity, S the entropy, and the direction of strain ε is fixed by the conditions of the experiment. Suppose, for a moment, single-component superconductivity. It follows from Eq. 6 that the change in η at T_c , $\Delta\eta$, is given by (see Appendix C):

$$\frac{\Delta\eta}{\eta_n(T_c)} = -\left(1 - \frac{1}{\eta_n(T_c)} \frac{dT_c}{d\varepsilon}\right) \times \left(1 + \frac{C_n(T_c)}{\Delta C}\right)^{-1}, \quad (7)$$

where η_n is the normal-state elastocaloric coefficient, C_n is the normal-state heat capacity, and ΔC is the heat capacity jump at T_c . In the case of two-component order

and near zero stress, Eq. 7 applies for strains ε that transform under the trivial representation: ε_d or ε_3 . For two-component order and under non-zero stress that splits the transitions, Eq. 7 applies for strains ε_d , ε_3 , and ε_6 .

Eq.(7) allows for rather general insights into the strain dependence of T_c . Suppose the term $dT_c/d\varepsilon$ is negligible compared to η_n . Since $1 + C_n/\Delta C > 1$, the magnitude of η would fall at T_c , but it would not change sign. This behavior is in contrast to the behavior under [100] uniaxial stress, where $dT_c/d\varepsilon$ is much larger and η is observed to change sign at T_c ⁴². Importantly, Eq. 7 shows that $\Delta\eta$ can be substantial even if $dT_c/d\varepsilon = 0$.

It has been demonstrated that for Sr_2RuO_4 under uniaxial stress at low temperatures, η can be measured with a higher signal-to-noise ratio than heat capacity^{32,42}. Therefore, in the case that the superconducting transition splits into transitions at T_c and T_2 , the elastocaloric effect is an ideal probe to search for thermodynamic signatures of the transition at T_2 .

Elastocaloric effect data from two samples under [110] uniaxial pressure are shown in Fig. 3. In the normal state, η is negative over the range of pressures and temperatures studied, meaning that S in the normal state increases when samples are tensioned. Inspection of the data shows that, at all strains measured, only one transition is observed. There is no visible sign of uniaxial pressure-dependent splitting of the main transition—any structure in the transition that is seen at zero pressure (likely due to slight inhomogeneity of the strain field and/or defect density) remains the same at nonzero pressure. We may, therefore, proceed with analysis under a tentative hypothesis of single-component order. The observed behavior across T_c is as expected for small $|dT_c/d\varepsilon_{110}|$: η is smaller below T_c , but its sign is unchanged.

The small size of the signal makes data analysis more challenging than for [100] uniaxial stress⁴². To analyze the data, we assume that the normal-state heat capacity of Sr_2RuO_4 at low temperatures is given by:

$$C_n = (\gamma_0 + \gamma_1\varepsilon_{110})T + \beta T^3, \quad (8)$$

which yields

$$\eta_n = \frac{-\gamma_1 T}{\gamma_0 + \gamma_1\varepsilon_{110} + \beta T^2}. \quad (9)$$

The elastocaloric effect is a recently-introduced technique⁴³, and experimental uncertainties remain, especially in quantifying the actual strain oscillation amplitude, $\delta\varepsilon$, and the degree of adiabaticity, A . ($A = 1$ denotes perfect adiabaticity, and $A = 0$ denotes complete dissipation of temperature oscillations into the stress cell.) However, the key quantity in Eq. 7, $\Delta\eta/\eta_n(T_c)$, can be obtained directly from the jump in measured thermocouple voltage at T_c , without knowledge of A or $\delta\varepsilon$. That quantity can then be used to solve for γ_1 , which is the only quantity in Eqs. 8 and 9 that is not fixed by experimental data. We set γ_0 , β , and $\Delta C/C_n$ to literature values of 37.5 mJ/mol-K², 0.197 mJ/mol-K⁴, and 0.65,

respectively^{33,44}. In Eq. 7, we set ε to be ε_{110} , corresponding to our measurement conditions, and set $dT_c/d\varepsilon$ to 64 mK/GPa \times 187 GPa = 12.0 K. Averaging results from the two samples, we obtain $\gamma_1 = 0.43$ J/mol-K².

All the terms in Eq. 9 are now known, and we may then apply Eq. 9 to extract $A(T) \times \delta\varepsilon(T)$. In effect, where the raw data deviate from the form given in Eq. 9, we make an assumption that it is more likely to be due to T dependence of $A\delta\varepsilon$ than that there are terms in C_n beyond those in Eq. 8 that are important at low T and ε_{110} . We then extrapolate $A(T)\delta\varepsilon(T)$ to $T < T_c$ to obtain a best estimate for the ECE in the superconducting state. This is what is shown in Fig. 3. Further details are given in Appendix B.

V. DISCUSSION

The qualitative finding from these $\langle 110 \rangle$ uniaxial pressure experiments on Sr_2RuO_4 is that we do not observe either of two key predicted features of two-component superconducting states: neither a cusp in T_c , nor splitting of the superconducting transition into two transitions at T_c and T_2 . In this discussion, we review the consistency of these findings with those of other experiments, and the implications for theories of the superconducting order parameter of Sr_2RuO_4 . In both sections, we frame the discussion with the quantitative bounds that we have placed on the putative existence of a cusp or of transition splitting, rather than on categorical statements that neither exist.

A. Comparison with hydrostatic pressure dependence of T_c

In this work we have determined that $dT_c/d\sigma_{110} = 64 \pm 7$ mK/GPa. As shown in Appendix D, combining this result with previous measurement under pressure applied along the c -axis that $dT_c/d\sigma_{001} = 76 \pm 5$ mK/GPa³⁹ enables a prediction for the dependence of T_c on hydrostatic pressure σ_{hyd} : $dT_c/d\sigma_{\text{hyd}} = 204 \pm 12$ mK/GPa. This allows a useful cross-check on the accuracy of our uniaxial pressure data, because the dependence of T_c on hydrostatic pressure has been measured in four independent experiments^{23,36,45,46}. However, since the T_c of the studied samples of the later three experiments were substantially below 1.5 K, which is pointing to strong disorder, we focus on the hydrostatic pressure dependence of the former, optimal- T_c experiment, which found σ_{hyd} : $dT_c/d\sigma_{\text{hyd}} = 220 \pm 20$ mK/GPa. The agreement with the derivation from uniaxial stress measurements is reassuring.

B. Comparison with μ SR under $\langle 110 \rangle$ uniaxial pressure

Recently, a μ SR study under $\langle 110 \rangle$ uniaxial pressure inferred transition splitting, with a TRSB transition at $T_2 = T_c - (0.7 \pm 0.2)$ K/GPa³⁷, which corresponds to $dT_2/d\varepsilon_{110} \approx 131$ K. The transition at T_2 would be within our measured temperature range for each of the stresses shown for sample B in Fig. 3, and would have been visible as long as $|\Delta\eta_2|$ were larger than ~ 0.2 K, or 2% of the jump in ECE at T_c , $|\Delta\eta_c|$. As with previous comparisons of μ SR and heat capacity data under $[100]$ uniaxial pressure²², it is hard to imagine a transition to a second homogeneous thermodynamic state yielding such a small anomaly. We note the low statistical significance of the splitting reported in Ref.³⁷; a simple repeat of that measurement would be useful. However, we believe that the direction of travel is toward fundamental re-evaluation of the interpretation of μ SR data in unconventional superconductors.

C. Relationship with jumps in c_{66} observed in ultrasound experiments

One of the motivations for the current experiments was to perform a careful comparison with the results of ultrasound experiments, which have resolved jumps in the elastic constant c_{66} at the superconducting transition. The observation of a jump in this elastic constant is particularly significant because it implies the existence of some kind of two-component superconducting order parameter; a single-component order parameter gives a jump in other elastic constants, but not in c_{66} . Jumps of 0.03 MPa and 0.15 MPa were reported on the basis of separate pulse-echo measurements at 169 MHz and 201 MHz respectively³⁴, and of 1.05 MPa on the basis of a resonant ultrasound experiment performed at much lower frequencies of approximately 2 MHz³³. The difference between the two pulse-echo results was attributed to possible mode mixing in the 201 MHz experiment. It has been suggested that the difference between the pulse-echo and resonant ultrasound results is a consequence of the very different measurement frequencies, with the higher frequencies thought to suppress the jump from its intrinsic thermodynamic value³⁴. For the purposes of the analysis that follows, we will take the quoted numbers at face value and examine the extent to which they are consistent with our results, under an assumption that all the experiments are giving information on bulk, homogeneous thermodynamic phases.

To frame our thermodynamic analysis, we first give some important results about Ehrenfest relations, giving the full derivation in Appendix E. Broadly speaking, there are two possibilities for two-component order parameters that give a jump in c_{66} in Sr_2RuO_4 . One is that degeneracy of the components is symmetry-protected, i.e., the components are equivalent on a tetragonal lat-

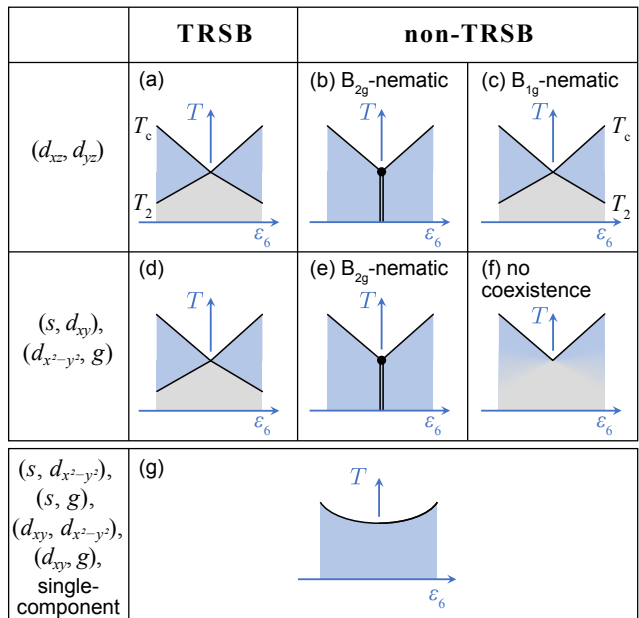


FIG. 4. T - ε_6 phase diagrams for various possible order parameters. g denotes $g_{xy(x^2-y^2)}$. The first row illustrates (d_{xz}, d_{yz}) order and the ways these components can combine at temperatures well below T_c . In panel (a), they form TRSB order, $d_{xz} \pm id_{yz}$. In panel (b), B_{2g} -nematic order, $d_{xz} \pm d_{yz}$. In panel (c), they form B_{1g} -nematic order: condensation of either component alone, without coexistence. The next row illustrates the equivalent possibilities for accidentally degenerate two-component orders that couple linearly to ε_6 . The bottom row illustrated the expected strain dependence of order parameters, which do not couple linearly to ε_6 . In all panels, single black lines indicate second-order transitions, double lines indicate first-order transitions, and color gradients indicate crossovers. Further explanation is provided in the text.

tice. Given the strong evidence for even-parity, spin-singlet superconductivity in Sr_2RuO_4 ^{10,18,42,47}, these two components would have d_{xz} and d_{yz} symmetry. The other possibility is accidental degeneracy between certain non-symmetry-related components, namely the pair (s, d_{xy}) or the pair $(d_{x^2-y^2}, g_{xy(x^2-y^2)})$. For both pairs, multiplying the components yields a composite order that couples linearly to shear strain with $\langle 110 \rangle$ principal axes, that is, ε_6 . Single-component order parameters in contrast do not yield a jump in c_{66} at T_c . Neither do two-component order parameters which do not couple to ε_6 shear strain: the pairs $(s, d_{x^2-y^2})$, $(s, g_{xy(x^2-y^2)})$, $(d_{xy}, d_{x^2-y^2})$, and $(d_{xy}, g_{xy(x^2-y^2)})$. A table of these possibilities is shown in Fig. 4.

Consider first the symmetry-protected possibility, (d_{xz}, d_{yz}) . If, at temperatures well below T_c , the components combine to break time reversal symmetry, then under shear strain with $\langle 110 \rangle$ principal axes the transition would split into a transition at T_c into $d_{xz} \pm d_{yz}$ order, followed by a transition at T_2 into $(d_{xz} \pm d_{yz}) \pm i(d_{xz} \mp d_{yz})$ order. This possibility is illustrated in Fig. 4(a). If the components combine to form B_{2g} -nematic order (that is, $d_{xz} \pm d_{yz}$ order), there would be no second transition at

lower temperature. There would be a first-order transition along the $\varepsilon_6 = 0$ line, where the favored orientation of the nematicity flips. This possibility is illustrated in Fig. 4(b). Finally, if the components form B_{1g} -nematic order, i.e. d_{xz} or d_{yz} without coexistence of the two components, then $\langle 110 \rangle$ shear strain is again expected to yield a split transition. The order parameter just below T_c would be $d_{xz} \pm d_{yz}$, and at T_2 there would be a symmetry-breaking transition at which the principal axes of the nematicity rotate away from the $\langle 110 \rangle$ axes and towards the $\langle 100 \rangle$ axes.

The accidentally-degenerate pairs (s, d_{xy}) and $(d_{x^2-y^2}, g_{xy(x^2-y^2)})$ could also combine to yield TRSB or B_{2g} -nematic orders – for example, $s \pm id_{xy}$ or $s \pm d_{xy}$. The T - ε_6 phase diagrams would be qualitatively the same as for the (d_{xz}, d_{yz}) pair; see Figs. 4(d, e). The remaining possibility – absence of co-existence – is qualitatively different from the (d_{xz}, d_{yz}) case, because for these accidentally-degenerate pairs there is no diagonal reflection symmetry $x \leftrightarrow y$ which protects the B_{2g} nematic state. Just below T_c and with $\varepsilon_6 \neq 0$, the two components would combine to yield B_{2g} -nematic order, and a cusped dependence of T_c on ε_6 . As T is further reduced, one of the components would come to dominate, but this would be a smooth crossover. This possibility is illustrated in Fig. 4(f).

Analysis of each situation yields the following Ehrenfest relations [Appendix E3]. For B_{2g} -nematic order constructed from (d_{xz}, d_{yz}) components,

$$\Delta c_{66} = \frac{\Delta C_0}{T_{c0}} \left| \frac{dT_c}{d\varepsilon_6} \right|^2, \quad (10)$$

where ΔC_0 is the jump in heat capacity at the superconducting transition in the unstressed system, and T_{c0} is T_c in the unstressed system. On the other hand, for both $d_{xz} \pm id_{yz}$ TRSB and (d_{xz}, d_{yz}) B_{1g} -nematic order,

$$\Delta c_{66} = \frac{\Delta C_0}{T_{c0}} \left| \frac{dT_c}{d\varepsilon_6} \right| \left| \frac{dT_2}{d\varepsilon_6} \right|. \quad (11)$$

This equation is obtained from Eq. (E41) in Appendix E, with α in that equation set to zero. Here, we label as ΔC_0 the heat capacity jump without splitting— anywhere along the transition line when splitting does not occur, and at $\varepsilon_6 = 0$ when it does. T_{c0} is the critical temperature in the absence of splitting.

We begin with the simpler of the above Ehrenfest relations, Eq. (10), which applies to $d_{xz} \pm d_{yz}$ B_{2g} -nematic order. ΔC_0 in Sr_2RuO_4 is 38 mJ/mol-K^{48,49}. Combining this with the largest and smallest literature values for Δc_{66} , 1.05 MPa and 0.03 MPa, yields values for $|dT_c/d\varepsilon_6|$ of 48 K and 8 K, respectively. As stated above, we resolve no cusp, with our experiment placing an upper limit on $|dT_c/d\varepsilon_6|$ of 1.3 K. If both our experiments and the ultrasound studies are probing bulk, homogeneous thermodynamic states, there is therefore a discrepancy of between a factor of 37 and 6 between our upper limit on $|dT_c/d\varepsilon_6|$ and predictions from Eq. (10) using measured values of

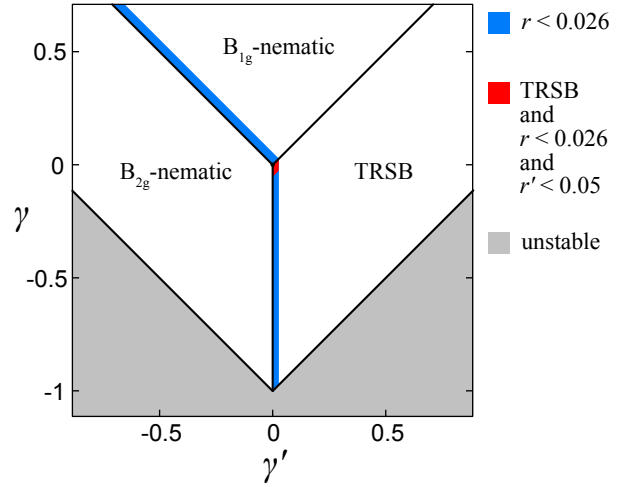


FIG. 5. Phase diagram of the Ginzburg-Landau parameter space for (d_{xz}, d_{yz}) superconductivity, based on the free energy written in Eq. (12). γ and γ' are parameters of this free energy that define whether the ground state is B_{1g} -nematic, B_{2g} -nematic, or TRSB. The blue region is the region consistent with the condition $|dT_c/d\varepsilon_6| < 1.3$ K and $\Delta c_{66} > 0.03$ MPa. Within the TRSB region, the red patch near the $\gamma = \gamma' = 0$ triple point is additionally consistent with the heat capacity data of Ref.³² under $\langle 100 \rangle$ uniaxial stress. The upper bounds on the ratios r , r' are explained in the main text.

Δc_{66} . We can therefore rule out bulk B_{2g} -nematic order, namely $d_{xz} \pm d_{yz}$ order, as the origin of the observed jumps in c_{66} .

In the case of $d_{xz} \pm id_{yz}$ or B_{1g} -nematic d_{xz} or d_{yz} order, where it is Eq. (11) that applies, the very small upper limit that our measurements place on $|dT_c/d\varepsilon_6|$ could in principle be compensated by a very large value of $|dT_2/d\varepsilon_6|$. However, the numbers are stark. For $\Delta c_{66} = 0.03$ MPa, $|dT_2/d\varepsilon_6| > 51$ K would be required to be compatible with our finding that $|dT_c/d\varepsilon_6| < 1.3$ K. For the largest measured value of Δc_{66} , 1.05 MPa, $|dT_2/d\varepsilon_6| > 1785$ K would be required.

A difference of this magnitude between $|dT_2/d\varepsilon_6|$ and $|dT_c/d\varepsilon_6|$ would require a very high degree of tuning. To quantify this fine-tuning, let us parameterize the free energy of (d_{xz}, d_{yz}) order in the following way [Eq. (E13)]:

$$F = \frac{a}{2} (|\Delta_1|^2 + |\Delta_2|^2) + \frac{u}{4} (|\Delta_1|^2 + |\Delta_2|^2)^2 + \gamma u |\Delta_1|^2 |\Delta_2|^2 + \gamma' \frac{u}{2} (\Delta_1^* \Delta_1^* \Delta_2 \Delta_2 + \Delta_2^* \Delta_2^* \Delta_1 \Delta_1). \quad (12)$$

Δ_1 and Δ_2 are, respectively, the amplitudes of the d_{xz} and d_{yz} components. $\gamma' > 0$ favors combining them with a $\pi/2$ phase shift, yielding $d_{xz} \pm id_{yz}$ TRSB order, while $\gamma' < 0$ favors $d_{xz} \pm d_{yz}$ B_{2g} -nematic order. $\gamma > 0$ disfavors coexistence of the two components; B_{1g} -nematic order is obtained when $\gamma > |\gamma'|$. For a generic microscopic theory, the three quartic coefficients are expected to be comparable in magnitude, giving γ , γ' on the order of 1. The γ - γ' phase diagram is shown in Fig. 5.

As discussed above, our data are not consistent with B_{2g} -nematic order, but TRSB and B_{1g} -nematic orders are in principle possible. By exploiting the Ehrenfest relation (11), one may bound the ratio

$$r \equiv \left| \frac{dT_c}{d\varepsilon_6} \right| \left| \frac{dT_2}{d\varepsilon_6} \right|^{-1} \quad (13)$$

from above to obtain $r < (1.3 \text{ K})/(51 \text{ K}) = 0.026$. Here we have used the smallest reported $\Delta c_{66} > 0.03 \text{ MPa}$, to obtain a conservative estimate. One may show that in the B_{1g} -nematic region $r = \gamma + \gamma'$, and that in the TRSB region $r = 2\gamma'/(1 + \gamma - \gamma')$ [Eq. (E46)]. Therefore, the regions of the phase diagram in Fig. 5 colored blue would be consistent with our data: the interaction between the two components must be tuned right to the cusp of B_{2g} nematicity, but without the order being B_{2g} -nematic.

We can add to this diagram constraints imposed by measurements under $\langle 100 \rangle$ uniaxial stress. The analogous ratio

$$r' \equiv \left| \frac{dT_c}{d(\varepsilon_1 - \varepsilon_2)} \right| \left| \frac{dT_2}{d(\varepsilon_1 - \varepsilon_2)} \right|^{-1} \quad (14)$$

is inversely related to the ratio of the heat capacity jumps at the upper and lower transitions [Eq. (E62)]. In Ref. ³², it was shown that the heat capacity anomaly at any second transition is at most 5% of that at T_c , corresponding (again, for $d_{xz} \pm id_{yz}$ order) to the condition $r' < 0.05$. Within the TRSB region of the phase diagram, $r' = -(\gamma - \gamma')/(1 + \gamma - \gamma')$. Therefore, the region within the TRSB phase consistent with both sets of experiments is only the red region in Fig. 5. That is, if the order parameter of Sr_2RuO_4 is a TRSB order parameter constructed from components with symmetry-protected degeneracy, the interaction between these components would need to be doubly fine-tuned so as to lie extremely close to the triple point in the phase diagram.

So far, there are no data ruling out B_{1g} nematicity at the same level that B_{2g} nematicity is excluded here. The upper limit on $|dT_c/d(\varepsilon_1 - \varepsilon_2)|$ is 11 K^{31} , not as tight as the limit set here on $|dT_c/d\varepsilon_6|$. Therefore, within the B_{1g} -nematic region we require only the single level of fine-tuning described above, $\gamma + \gamma' < 0.026$, but emphasize that it is a stringent condition.

In case of TRSB order constructed from accidentally-degenerate components, the Ehrenfest relation Eq. (11) becomes an inequality:

$$\Delta c_{66} \leq \frac{\Delta C_0}{T_{c0}} \left| \frac{dT_c}{d\varepsilon_6} \right| \left| \frac{dT_2}{d\varepsilon_6} \right|, \quad (15)$$

and we still obtain an upper bound on Δc_{66} derivable from the strain variations of the transition temperatures. This equation is Eq. (E41) from Appendix E3, with $\alpha \neq 0$. As under the $d_{xz} \pm id_{yz}$ hypothesis, reconciling our data with the observed Δc_{66} would still require fine tuning, with $|dT_2/d\varepsilon_6|$ vastly larger than $|dT_c/d\varepsilon_6|$.

In the absence of co-existence — the case illustrated in Fig. 4(f) — no similarly strong conclusions can be

drawn. Eq. (10) would apply directly at the superconducting transition, as it must, but under the hypothesis of accidental degeneracy there would be a crossover just below T_c from strain-induced B_{2g} nematicity to single-component order. In experimental data, it is likely that the changes in c_{66} from the two features would merge into a single resolution-limited step, so that Eq. (10) would not be applicable in practice. Nevertheless, it seems near-certain that reconciling observed values of Δc_{66} with our upper limit on $|dT_c/d\varepsilon_6|$ would still require a high degree of tuning.

D. Implications of the lack of transition splitting in elastocaloric measurements

The lower limit $|dT_2/d\varepsilon_6| > 51 \text{ K}$ established above for $d_{xz} \pm id_{yz}$ and B_{1g} -nematic (d_{xz}, d_{yz}) order is made even more stringent by analysis of our elastocaloric effect data. For small splitting, i.e. $T_c - T_2 \ll T_{c0}$, we require

$$\frac{\Delta C_c}{T_c} + \frac{\Delta C_2}{T_2} = \frac{\Delta C_0}{T_{c0}}, \quad (16)$$

where ΔC_c and ΔC_2 are respectively the jumps in heat capacity at T_c and T_2 . The condition that degeneracy of the two components is symmetry-protected imposes the additional condition that

$$\frac{\Delta C_c}{T_c} \frac{T_2}{\Delta C_2} = \left| \frac{dT_2}{d\varepsilon_6} \right| \left| \frac{dT_c}{d\varepsilon_6} \right|^{-1}. \quad (17)$$

Making use of these conditions, it is straightforward to derive the ECE. The derivation is shown in Appendix C. In Fig. 6, we show the range of $|dT_c/d\varepsilon_6|$ and $|dT_2/d\varepsilon_6|$ over which a second transition at T_2 would have been observable in our elastocaloric effect data. To obtain this plot, we set a conservative observability threshold that the jump in η at T_2 be at least 0.2 K. Although the noise level for sample B is smaller than this, inhomogeneity broadening might be larger than for the transition at T_c , due to its potentially steeper slope. This observability threshold yields the curved line that bounds the observable region on the left. Added to this plot is the relation between $|dT_c/d\varepsilon_6|$ and $|dT_2/d\varepsilon_6|$ fixed by the constraint $\Delta c_{66} = 0.03 \text{ MPa}$. It crosses out of the observable region at $|dT_2/d\varepsilon_6| = 144 \text{ K}$. That is, to account for non-observation of a second transition in the ECE data under an assumption of (d_{xz}, d_{yz}) order and taking $\Delta c_{66} = 0.03 \text{ MPa}$, we require $|dT_c/d\varepsilon_6| < 0.47 \text{ K}$ and $|dT_2/d\varepsilon_6| > 144 \text{ K}$, which is a substantial tightening of the condition $|dT_c/d\varepsilon_6| < 1.3 \text{ K}$ obtained from direct measurement of $T_c(\varepsilon_{110})$.

The upper and lower boundaries of the observable region correspond to a requirement:

$$42 \text{ K} < \left| \frac{dT_2}{d\varepsilon_{110}} \right| < 750 \text{ K}.$$

The lower limit corresponds to a change of 0.1 K at the largest strain applied to sample B,

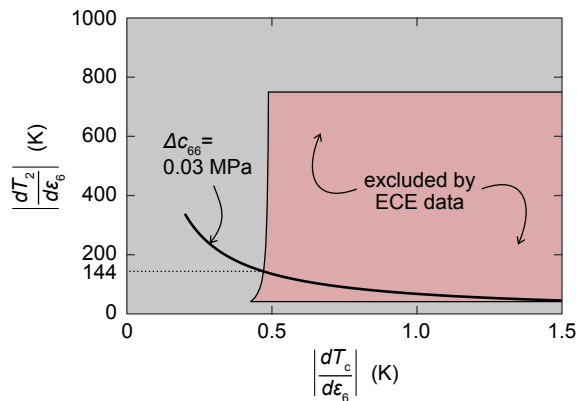


FIG. 6. Region of observability of a second transition in elastocaloric effect data. In the red region, a jump in the elastocaloric effect would have been resolvable at T_2 in our data, under an assumption of $d_{xz} \pm id_{yz}$ or B_{1g} -nematic, (d_{xz}, d_{yz}) superconductivity. The thick line is the set of points defined by the condition $\Delta c_{66} = 0.03$ MPa.

$-0.45 \text{ GPa}/187 \text{ GPa} = -2.4 \cdot 10^{-3}$. At this strain, T_2 would be ≈ 0.07 K less than T_c , which we estimate as the minimum separation at which a second transition would become distinct from the main transition. The upper bound corresponds to a requirement that T_2 not drop below our lowest measurement temperature, 1 K, at the smallest applied strain, $\approx 0.10 \text{ GPa}/187 \text{ GPa} = 5.3 \cdot 10^{-4}$. The $|dT_2/d\varepsilon_6|$ - $|dT_c/d\varepsilon_6|$ curve that would yield $\Delta c_{66} = 1.05$ MPa lies entirely above the observable region in Fig. 6, and therefore, if we take $\Delta c_{66} = 1.05$ MPa, our ECE data do not further tighten the constraint $|dT_c/d\varepsilon_6| < 1.3$ K obtained from direct measurement.

This analysis does not strictly apply to fine-tuned accidental degeneracies, but the situation for those is expected to be similar. There might be alternative fine-tuning routes that yield small ΔC_2 with modest $|dT_2/d\varepsilon_6|$, but our data nevertheless imply at least two levels of fine-tuning with accidental degeneracy: the accidental degeneracy itself, and the tuning required to obtain the observed Δc_{66} in a way consistent with the null results in this report.

E. Implications for understanding ultrasound data

The above analysis, combined with the fact that the literature values of Δc_{66} have a large variation, causes us to speculate that all the reported ultrasound measurements of Δc_{66} substantially exceed the value (which may well be zero) that can be attributed to a homogeneous, two-component order parameter alone. We propose as subjects for future study the effects of quenched disorder and possible inhomogeneity in the superconducting state on the ultrasound measurements. For example, there is evidence for domain walls in the superconducting state^{24,25,50}, and their motion, which was

not considered here, might affect ultrasound measurements. We note in passing that attributing the variation in the ultrasound results to differences in the measurement frequency does not help to resolve the discrepancies that our work has highlighted. The reverse is true, because it is more likely that lower-frequency measurements would yield the thermodynamically correct result, but it is the lowest-frequency measurement that yielded the largest Δc_{66} . Finally, we note that the limit $|dT_c/d\varepsilon_6| < 1.3$ K is independent of anything concluded from Eqs. 11-15. Within the standard Ginzburg-Landau theory described in Appendix E, this limit is satisfied automatically by any single-component order parameter, for which $|dT_c/d\varepsilon_6| = 0$. For theories involving two-component order parameters it sets a key constraint, along with the others regarding the observability of transition splitting in ECE measurements. These constraints are stringent, and it remains to be seen whether they can be met by any plausible microscopic theory of a two-component order parameter.

VI. CONCLUSION

We have measured T_c and the elastocaloric effect in Sr_2RuO_4 under uniaxial stress applied along the crystalline [110] direction, and found no sign of a two-component superconducting state. Namely, we found neither a cusp in the strain dependence of T_c around zero strain, nor a second transition in elastocaloric effect data under nonzero applied strain. To reconcile our data with even the smallest reported jump in c_{66} under a hypothesis of homogeneous two-component superconductivity requires an extreme level of tuning for all proposed order parameters, while some are effectively ruled out. The difficulty in obtaining clear thermodynamic evidence for two-component superconductivity, both in the results reported here and in previous measurements under [100] uniaxial stress, means that the possibility that the superconducting order parameter of Sr_2RuO_4 is single-component, without breaking time reversal symmetry, must be seriously considered. The true experimental conditions and/or the interpretations of the measurement results, both thermodynamic and non-thermodynamic, that have shown evidence for time reversal symmetry breaking should be re-investigated. However, it is a fact that a large number of experimental probes have found unusual behavior in Sr_2RuO_4 , such as the jump in c_{66} , increased ultrasound dissipation below T_c ⁵⁰, nonzero Kerr rotation²⁰, and anomalous switching behavior in junctions^{24,51}, among others. Therefore, even if the bulk order parameter turns out to be both spin-singlet and single-component, it appears probable that there is nevertheless something unusual about the superconductivity of Sr_2RuO_4 , and that the nature of this "unusualness" has perhaps not been identified even in approximate form by the research community.

ACKNOWLEDGMENTS

G.P. and J.S. were supported by the German Research Foundation (DFG) through CRC TRR 288 "ElastoQ-Mat" project B01. C.W.H. acknowledges support from the Engineering and Physical Sciences Research Council (U.K.) (EP/X012158/1). J.S. acknowledges support by a Weston Visiting Professorship at the Weizmann Institute of Science, where part of this work was performed. T.S. and M.B. acknowledge the support of NSERC, in particular the Discovery Grant [RGPIN-2020-05842], the Accelerator Supplement [RGPAS-2020-00060], and the Discovery Launch Supplement [DGEGR-2020-00222]. N.K. is supported by JSPS KAKENHI (Nos. JP18K04715, JP21H01033, JP22K19093, and 24K01461).

DATA AVAILABILITY

Raw data are available on website yet to be determined.

Appendix A: Sample carrier design for low hysteresis

To cancel differential thermal contraction between the piezoelectric actuators and the body of the uniaxial stress cell, there are three actuators. The outer two are joined electrically, and ideally move identically. If they do not, a torque is generated within the cell that deforms the cell body and can yield a transverse displacement applied across the sample. That is a problem for measurement of Sr_2RuO_4 under $\langle 110 \rangle$ uniaxial stress: a transverse displacement across the sample generates shear strain with $\langle 100 \rangle$ principal axes within the sample, and T_c of Sr_2RuO_4 responds very sensitively to $\langle 100 \rangle$ shear strain. Hysteresis in this torque, from hysteresis in the actuator motion, resulted for sample 1 in hysteresis in T_c that was large compared with the signal we aimed to measure. To reduce this hysteresis, the sample carrier photographed in Fig. 7 was used for samples 2 and 3. It incorporates necks that attenuate the transmission of transverse displacements to the sample.

Appendix B: Calibration of the ECE

The elastocaloric effect $\eta \equiv dT/d\varepsilon$ is obtained by applying a small ac strain to a sample and measuring the ac temperature response. This ac strain can be superimposed onto much larger dc strains to measure the elastocaloric effect at different applied pressures. Details can be found in Ref.^{42,43}. The temperature response is measured with a Au/AuFe thermocouple, which is glued by epoxy (Dupont 6838) to the center of the sample.

An example of extraction of $\Delta\eta/\eta_n$ is shown in Fig. 8(a). The measured thermocouple voltage is extrapolated from above and below the transition into the tran-

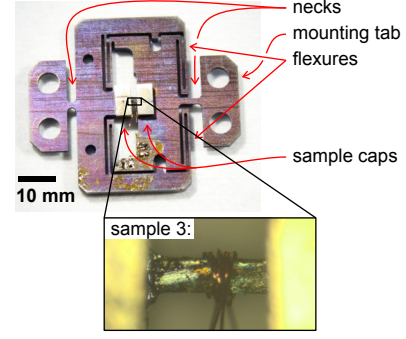


FIG. 7. Photograph of the sample carrier used to reduce hysteresis for samples 2 and 3. A photograph of sample 3 is also shown.

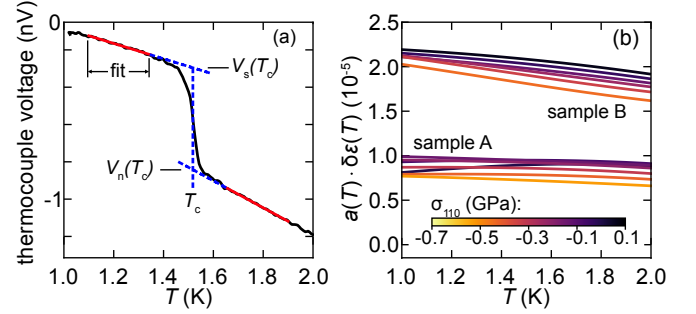


FIG. 8. (a) Extraction of T_c from elastocaloric data. The data here are from sample A at 0 GPa. (b) Derivation of $A(T)\delta\varepsilon(T)$ for samples A and B, to obtain agreement with Eq. 9 in the normal state.

sition region. The temperature at which the data pass through the median line between these extrapolations is identified as T_c . The extrapolation from below to T_c is identified as $V_s(T_c)$, and the extrapolation from above as $V_n(T_c)$, and $\Delta\eta/\eta_n$ is set to $(V_s - V_n)/V_n$. As discussed above, applying Eq. 7 with $dT_c/d\varepsilon$ set to 12.0 K yields $\gamma_1 = 0.43 \text{ J/mol-K}^2$.

The conversion from thermocouple voltage V to η is given by

$$\eta(T) = \frac{V(T)}{S(T)A(T)\delta\varepsilon(T)},$$

where $S(T)$ is the Seebeck coefficient of the thermocouple, $0 < A < 1$ is the degree of adiabaticity, and $\delta\varepsilon$ is the strain oscillation amplitude. $S(T)$ was determined by a thermocouple calibration in reference to a calibrated RuO_2 thermometer in Ref.^{52,53}. We then derive the form of $A(T) \times \delta\varepsilon(T)$ that yields agreement in the normal state with Eq. 9. $A(T) \times \delta\varepsilon(T)$ is obtained as a third-order polynomial, $\alpha_0 + \alpha_2 T^2 + \alpha_3 T^3$; the T -linear term is omitted because linear variation in the $T \rightarrow 0$ limit is not generally expected. Results are shown in Fig. 8(b). These derived curves are then extrapolated to below T_c , yielding results shown in Fig. 3.

Appendix C: Jump in ECE

In this appendix we first derive Eq. 7, which shows the change in elastocaloric coefficient across a transition into a single-component superconducting state. We then discuss the ECE for the case of two-component order. For that discussion, we assume that the two components are symmetry-degenerate—that is, $d_{xz} \pm id_{yz}$ order.

We start from the Ginzburg-Landau theory of a single-component superconductor with free energy

$$F = F_n + \frac{a(T, \varepsilon)}{2} |\psi|^2 + \frac{u}{4} |\psi|^4.$$

Here, $a(T, \varepsilon) = a_0(T - T_{c0}(\varepsilon))$, and F_n is the free energy in the normal state. The entropy below T_{c0} is given by:

$$S(T, \varepsilon) = S_n + \frac{a_0(T - T_{c0}(\varepsilon))}{2u},$$

where $S_n = -\partial F_n / \partial T$ is the normal state entropy. The elastocaloric coefficient is given by $\eta = -(T/C)\partial S / \partial \varepsilon$. To obtain the elastocaloric coefficient in the superconducting state, set $C = C_n + (T/T_{c0})\Delta C_0$. The result is:

$$\eta = \eta_n + \left(-\eta_n + \frac{dT_{c0}}{d\varepsilon}\right) \left(1 + \frac{T_{c0}}{\Delta C_0} \frac{C_n}{T}\right)^{-1}. \quad (\text{C1})$$

This expression readily yields Eq. 7.

In the case of strain-split transitions, Eq. C1 still applies at the first transition, at T_c . We have only a relabelling of quantities, following above-described notation for split transitions. Let η_1 be the elastocaloric coefficient for the temperature range $T_2 < T < T_c$. We have:

$$\eta_1 = \eta_n + \left(-\eta_n + \frac{dT_c}{d\varepsilon}\right) \left(1 + \frac{T_c}{\Delta C_c} \frac{C_n}{T}\right)^{-1}. \quad (\text{C2})$$

Let η_2 be the elastocaloric coefficient at $T < T_2$. To obtain η_2 , we take Eq. C2 and replace η_n with η_1 , ΔC_c with ΔC_2 , and T_c with T_2 . We assume that T_c and T_2 are both in the strain-linear regime, and apply the condition Eq. 17. After simplification, the result is:

$$\eta_2 = \eta_n + \left(-\eta_n + \frac{dT_{c0}}{d\varepsilon}\right) \left(1 + \frac{T_{c0}}{\Delta C_0} \frac{C_n}{T}\right)^{-1}. \quad (\text{C3})$$

If ε is ε_6 , then Eq. C3 simplifies to

$$\eta_2 = \eta_n - \eta_n \left(1 + \frac{T_{c0}}{\Delta C_0} \frac{C_n}{T}\right)^{-1}. \quad (\text{C4})$$

Eq. C3 is precisely the same as Eq. C1, though with a slight difference in interpretation: in Eqs. C3 and C4, T_{c0} is the transition temperature that *would* be obtained in the absence of splitting.

To evaluate the above expressions and obtain the left-hand bounding line in Fig. 6, we set $\gamma_0 = 0.038$ J/mol-K², $T_{c0} = 1.5$ K, $\gamma_1 = 0.43$ J/mol-K², $\beta = 0.000197$ J/mol-K⁴, and $\varepsilon_{110} = -5 \cdot 10^{-4}$. Because the relevant data were taken almost entirely under compressive stress, we set $dT_c/d\varepsilon_{110} = 12.0$ K - $\alpha_6 \times dT_c/d\varepsilon_6$.

Appendix D: Component analysis

As a cross-check we can calculate from the stress dependence of T_c under [110] pressure, $dT_c/d\sigma_{110} = -64 \pm 7$ mK/GPa, and the stress dependence of T_c under [001] pressure, $dT_c/d\sigma_{001} = -76 \pm 5$ mK/GPa³⁹, the stress dependence of T_c under hydrostatic pressure and compare this to the experimental results. Based on the 4 K elastic moduli reported in³³, we obtain the following relations between strain and applied stress:

$$\begin{aligned} \frac{d\varepsilon_d}{d\sigma_{110}} &= 0.00307 \text{ GPa}^{-1}, \quad \frac{d\varepsilon_3}{d\sigma_{110}} = -0.00102 \text{ GPa}^{-1}, \\ \frac{d\varepsilon_d}{d\sigma_{001}} &= -0.00204 \text{ GPa}^{-1}, \quad \frac{d\varepsilon_3}{d\sigma_{001}} = 0.00457 \text{ GPa}^{-1}, \\ \frac{d\varepsilon_d}{d\sigma_{\text{hyd}}} &= 0.00411 \text{ GPa}^{-1}, \quad \frac{d\varepsilon_3}{d\sigma_{\text{hyd}}} = 0.00254 \text{ GPa}^{-1}. \end{aligned} \quad (\text{D1})$$

In these expressions, $\varepsilon_d = \varepsilon_1 + \varepsilon_2$. So we have

$$\begin{aligned} 0.064 \pm 0.007 \text{ K} &= 0.00307 \frac{dT_c}{d\varepsilon_d} - 0.00102 \frac{dT_c}{d\varepsilon_3}, \\ 0.076 \pm 0.005 \text{ K} &= -0.00204 \frac{dT_c}{d\varepsilon_d} + 0.00457 \frac{dT_c}{d\varepsilon_3}. \end{aligned}$$

Solving these equations yields:

$$\frac{dT_c}{d\varepsilon_d} = 31.0 \pm 2.6 \text{ K}, \quad \frac{dT_c}{d\varepsilon_3} = 30.4 \pm 1.8 \text{ K}$$

Using the third line of Eq. (D1) yields $dT_c/d\sigma_{\text{hyd}} = 0.204 \pm 0.012$ K/GPa.

Appendix E: Ginzburg-Landau analysis

Here we analyze the response of a two-component order parameter $\Delta = (\Delta_1, \Delta_2)^T$ to σ_6 shear stress within the Ginzburg-Landau framework, under the assumptions of homogeneous strain and superconductivity. While the analysis of a symmetry-protected two-component order parameter had already been done for the D_{4h} point group^{33,34}, the case of accidental degeneracy has not been analyzed in the literature to the degree of detail required for our analysis. The symmetry-protected case corresponds to the two-dimensional irreducible representations E_g and E_u whose wavefunctions we may write as (d_{xz}, d_{yz}) and (p_x, p_y) , respectively. Accidental degeneracy could, in principle, be between any pair of one-dimensional irreducible representations (irreps). We consider only those degenerate pairs that couple linearly to σ_6 , which are $A_{1g} \oplus B_{2g}$ (s, d_{xy}) and $B_{1g} \oplus A_{2g}$ ($d_{x^2-y^2}, g_{xy(x^2-y^2)}$). Odd-parity 1D irrep pairs, such as $A_{1u} \oplus B_{2u}$ and $B_{1u} \oplus A_{2u}$, are also in principle possible, but not deemed likely due to Pauli limiting^{7,8} and NMR Knight shift experiments^{10,16-19}. Quadratic coupling to σ_6 does not induce a jump in the shear elastic modulus c_{66} nor does it split the transition.

$\Delta \in E_{g,u}$		$\Delta_1 \in \Gamma_1, \Delta_2 \in \Gamma_2$	
bilinear	irrep	bilinear	irrep
ϕ_0	A_{1g}^+	ϕ_0	A_{1g}^+
ϕ_x	B_{2g}^+	ϕ_x	$(\Gamma_1 \otimes \Gamma_2)^+$
ϕ_y	A_{2g}^-	ϕ_y	$(\Gamma_1 \otimes \Gamma_2)^-$
ϕ_z	B_{1g}^+	ϕ_z	A_{1g}^+

TABLE I. Irreducible representations (irreps) of D_{4h} under which the bilinear forms ϕ_μ transform. The bilinears are constructed from two-component order parameters $\Delta = (\Delta_1, \Delta_2)$ according to Eq. (E1). Δ belongs to the 2D irreps $E_{g,u}$ on the left, whereas on the right $\Delta_{1,2}$ belong to two 1D irreps $\Gamma_{1,2}$, respectively. The \pm irrep superscripts describe the behavior under time reversal. Only accidentally degenerate pairs whose $\Gamma_1 \otimes \Gamma_2 = B_{2g}$ are analyzed in this appendix.

Before we proceed with the Ginzburg-Landau analysis, let us briefly discuss how we obtained the phase diagrams shown in Fig. 4. Introduce the bilinear forms

$$\phi_\mu = \Delta^\dagger \tau_\mu \Delta, \quad (\text{E1})$$

where τ_0 is the 2×2 unit matrix and $\tau_{x,y,z}$ are Pauli matrices. The transformation properties of ϕ_μ are summarized in Table I. A sufficient condition for a cusp in $T_c(\sigma_6)$ is that there exists a ϕ_μ that transforms like the shear strain $\sigma_6 \in B_{2g}^+$. In our case, this is only possible for ϕ_x . If ϕ_x acquires a nonzero expectation value below T_c at $\varepsilon_6 = 0$, then strain acts like a conjugate field that lifts the degeneracy between $\pm \langle \phi_x \rangle$, and only one transition takes place since the symmetry associated with ϕ_x is already broken. If, on the other hand, ϕ_x is not the bilinear that acquires a finite expectation value below T_c at $\varepsilon_6 = 0$, an additional symmetry can still break, resulting in a second transition.

The Ginzburg-Landau expansion of the free energy in the absence of stress is given by

$$F = F_n + \frac{a}{2} \phi_0^2 + \frac{u}{4} \phi_0^4 + \sum_{\mu=x,y,z} \frac{v_\mu}{4} \phi_\mu^2 + \frac{\tilde{a}}{2} \phi_z^2 + \frac{\tilde{v}}{4} \phi_0 \phi_z. \quad (\text{E2})$$

From Table I, it is easy to see that this is the most general form of an invariant (A_{1g}^+) function that is quadratic in ϕ_μ , that is quartic in Δ . Due to the Fierz identity

$$\phi_0^2 = \sum_{\mu=x,y,z} \phi_\mu^2, \quad (\text{E3})$$

there is a redundancy between the $v_\mu \phi_\mu^2$ terms that we eliminate by setting

$$v_z = 0. \quad (\text{E4})$$

In the case of a symmetry-protected degeneracy, ϕ_z transforms under B_{1g} and therefore $\tilde{a} = \tilde{v} = 0$. Below the transition temperature T_{c0} , the quadratic coefficient

changes sign. To leading order in temperature, $a(T)$ is thus linear in T with a positive slope $\dot{a} > 0$:

$$a = (T - T_{c0}) \times \dot{a}, \quad (\text{E5})$$

whereas the quartic coefficients are T -independent.

When $\Delta_{1,2}$ belong to two 1D irreps, ϕ_z transforms trivially and both \tilde{a} and \tilde{v} are allowed to be finite. However, since Δ_1 and Δ_2 are unrelated by symmetry, we may rescale them $(\Delta_1, \Delta_2) \mapsto (s\Delta_1, s^{-1}\Delta_2)$ by a factor $s = \left(\frac{u+\tilde{v}}{u-\tilde{v}}\right)^{1/8}$ so that after the rescaling

$$\tilde{v} = 0, \quad (\text{E6})$$

which we assume henceforth. Regarding \tilde{a} , in the expansion $F = \dot{a}_1 (T - T_{c0,1}) |\Delta_1|^2 + \dot{a}_2 (T - T_{c0,2}) |\Delta_2|^2 + \dots$ the fine-tuning of the two transition temperatures corresponds to the requirement that $T_{c0,1} = T_{c0,2} \equiv T_{c0}$. Hence $a(T)$ is given by Eq. (E5) with $\dot{a} = \dot{a}_1 + \dot{a}_2$, while

$$\tilde{a}(T) = \alpha \times a(T) \quad (\text{E7})$$

for a T -independent coefficient $\alpha = \frac{\dot{a}_1 - \dot{a}_2}{\dot{a}_1 + \dot{a}_2}$. α can take any value in between -1 and 1 and reflects the absence of a symmetry transformation connecting Δ_1 and Δ_2 . Thus in the symmetry-protected case the only formal difference is that $\alpha = 0$, given that $\tilde{v} = 0$ in both cases.

Let us now include elasticity. When strains ε_i are present in the system, they couple to the superconductivity via

$$F_c = \sum_{i=1}^6 \sum_{a,b=1}^2 \lambda_{iab} \varepsilon_i \Delta_a^* \Delta_b, \quad (\text{E8})$$

where λ_{iab} are the coupling constants. As it turns out, when the elastic free energy is quadratic in ε_i ,

$$F_\varepsilon = \frac{1}{2} \sum_{i,j=1}^6 c_{ij,0} \varepsilon_i \varepsilon_j, \quad (\text{E9})$$

one may decouple the elastic and superconducting parts of the free energy, greatly simplifying the free energy minimization problem. Here $c_{ij,0}$ is the elastic tensor in the absence of superconductivity. This decoupling is accomplished by introducing the “external” strain

$$\varepsilon_{i,0} \equiv \varepsilon_i + \sum_{j=1}^6 \sum_{a,b=1}^2 c_{ij,0}^{-1} \lambda_{iab} \Delta_a^* \Delta_b, \quad (\text{E10})$$

which is decoupled from Δ and directly related to the external stress: $\varepsilon_{i,0} = \sum_{j=1}^6 c_{ij,0}^{-1} \sigma_j$. It is the strain that would be obtained under a given set of stresses in the absence of superconductivity.

In practice, the difference between $\varepsilon_{i,0}$ and the total strain ε_i is negligible for Sr_2RuO_4 : the larger of the two reported values of Δc_{66} is $\sim 10^{-5} c_{66,0}$ ^{33,34}, and the experimental upper limit on any spontaneous nematic strain is on the order of 10^{-8} [Eq. (E48)], far smaller

than the scale of the strains applied in this work. For this reason, in the main text we make no distinction between $\varepsilon_{i,0}$ and ε_i . Here, we retain this distinction to be able to calculate the jump in the shear modulus Δc_{66} .

In the presence of σ_6 external shear stress, the total free energy after decoupling therefore equals

$$F = F_n + F_{\varepsilon_0} + F_{\Delta_0}, \quad (\text{E11})$$

where the elastic part is

$$F_{\varepsilon_0} = \frac{1}{2} c_{66,0} \varepsilon_{6,0}^2 - \sigma_6 \varepsilon_{6,0}, \quad (\text{E12})$$

and the superconducting part is

$$\begin{aligned} F_{\Delta_0} = & \frac{a}{2} (|\Delta_1|^2 + |\Delta_2|^2) + \alpha \frac{a}{2} (|\Delta_1|^2 - |\Delta_2|^2) \\ & + \frac{u}{4} (|\Delta_1|^2 + |\Delta_2|^2)^2 + \gamma u |\Delta_1|^2 |\Delta_2|^2 \\ & + \gamma' \frac{u}{2} (\Delta_1^* \Delta_1^* \Delta_2 \Delta_2 + \Delta_2^* \Delta_2^* \Delta_1 \Delta_1) \\ & + \sigma_6 c_{66,0}^{-1} \lambda_6 (\Delta_1^* \Delta_2 + \Delta_2^* \Delta_1). \end{aligned} \quad (\text{E13})$$

Here we have explicitly written out F_{Δ_0} in terms of Δ instead of ϕ_μ . The form of the coupling to $\sigma_6 \in \text{B}_{2g}^+$ follows from Table I; for the accidentally degenerate case, we assumed $\Gamma_1 \otimes \Gamma_2 = \text{B}_{2g}$. By enacting $(\Delta_1, \Delta_2) \mapsto (\Delta_1, -\Delta_2)$, we can always make $\lambda_6 > 0$, which we henceforth assume. For later convenience, we parameterized the quartic coefficients in terms of γ, γ' which are related to the $v_{x,y}$ of Eq. (E2) via $v_x = (\gamma + \gamma')u$ and $v_y = (\gamma - \gamma')u$. In shifting from ε_i to $\varepsilon_{i,0}$, the quartic coefficients u, γ, γ' have been renormalized.

The free energy is bounded from below when $u > 0$ and $\gamma - |\gamma'| > -1$; these constraints define the physical part of the parameter space. To find the minimum of F_{Δ_0} , we use the spherical parameterization

$$\begin{pmatrix} \Delta_1 \\ \Delta_2 \end{pmatrix} = \Delta_0 \begin{pmatrix} \cos \theta \\ \sin \theta e^{i\phi} \end{pmatrix} \quad (\text{E14})$$

in terms of which

$$F_{\Delta_0} = A(\theta, \phi) \frac{a}{2} \Delta_0^2 + U(\theta, \phi) \frac{u}{4} \Delta_0^4, \quad (\text{E15})$$

where

$$A(\theta, \phi) = 1 + \alpha \cos(2\theta) + \beta \sin(2\theta) \cos(\phi), \quad (\text{E16})$$

$$U(\theta, \phi) = 1 + \Gamma(\phi) \sin^2(2\theta), \quad (\text{E17})$$

$$\Gamma(\phi) = \gamma + \gamma' \cos(2\phi). \quad (\text{E18})$$

Here we have introduced the shorthand:

$$\beta \equiv \frac{2\lambda_6 \varepsilon_{6,0}}{a}. \quad (\text{E19})$$

The saddle point equations for the nontrivial solution whose $\Delta_0^2 = -aA/(uU) > 0$ are:

$$0 = \sin(\phi) \sin(2\theta) \left[\gamma' \cos(\phi) \sin(2\theta) - \frac{\beta U}{2A} \right], \quad (\text{E20})$$

$$0 = \Gamma \sin(2\theta) \cos(2\theta) + \frac{U}{A} [\alpha \sin(2\theta) - \beta \cos(\phi) \cos(2\theta)]. \quad (\text{E21})$$

1. Solutions for $\sigma_6 = 0$

In the absence of applied stress ($\beta = 0$), these saddle point equations are easily solved. They give three classes of solutions.

- Δ_1 or Δ_2 only: $\theta = 0$ or $\pi/2$, $\Delta \sim (1, 0)$ or $(0, 1)$.
- B_{2g} -nematic: $\theta = \frac{1}{2} \arccos(-\alpha x_+)$, $\phi = 0$ or π , $\Delta \sim (1, \pm 1)$.
- TRSB: $\theta = \frac{1}{2} \arccos(-\alpha x_-)$, $\phi = \pm \frac{\pi}{2}$, $\Delta \sim (1, \pm i)$.

In these expressions

$$x_{\pm} \equiv \frac{1 + \gamma \pm \gamma'}{\gamma \pm \gamma'}. \quad (\text{E22})$$

In the case of symmetry-protected degeneracy ($\alpha = 0$), the Δ_1 only and Δ_2 only ground states are degenerate and may be identified with B_{1g} -nematic order.

The free energy values for these solutions are:

$$F_{\Delta_0} = -\frac{a^2}{4u} \times \begin{cases} (1 + \alpha)^2, & \Delta_1 \text{ only} \\ (1 - \alpha)^2, & \Delta_2 \text{ only} \\ \frac{1 - \alpha^2 x_+}{1 + \gamma + \gamma'}, & \text{B}_{2g}\text{-nem.} \\ \frac{1 - \alpha^2 x_-}{1 + \gamma - \gamma'}, & \text{TRSB} \end{cases} \quad (\text{E23})$$

The preferred global minimum is:

$$\begin{aligned} \gamma - |\gamma'| > -\frac{|\alpha|}{1 + |\alpha|}, \quad \alpha > 0: & \quad \Delta_1 \text{ only} \\ \gamma - |\gamma'| > -\frac{|\alpha|}{1 + |\alpha|}, \quad \alpha < 0: & \quad \Delta_2 \text{ only} \\ -1 < \gamma + \gamma' < -\frac{|\alpha|}{1 + |\alpha|}, \quad \gamma' < 0: & \quad \text{B}_{2g}\text{-nem.} \\ -1 < \gamma - \gamma' < -\frac{|\alpha|}{1 + |\alpha|}, \quad \gamma' > 0: & \quad \text{TRSB} \end{aligned} \quad (\text{E24})$$

For the $\alpha = 0$ case, the corresponding phase diagram is shown in Fig. 5 of the main text. For finite α , the B_{1g} -nematic region of Fig. 5 becomes Δ_1 or Δ_2 only, and its lower edge $\gamma - |\gamma'| = 0$ is shifted downward by $\frac{|\alpha|}{1 + |\alpha|}$.

2. Solutions for $\sigma_6 \neq 0$

First consider $T > T_{c0}$. In this case, $F_{\Delta_0} < 0$ is only obtained when $A(\theta, \phi) < 0$. By minimizing Eq. (E16), we see that the minimum of $A(\theta, \phi)$ is $1 - \sqrt{\alpha^2 + \beta^2}$ and has $\phi = 0$ or π with $\theta \neq 0$, which corresponds to B_{2g} -nematic order. Hence

$$T_c = T_{c0} + \frac{\lambda_6 |\varepsilon_{6,0}|}{\dot{a}} \frac{2}{\sqrt{1 - \alpha^2}} \quad (\text{E25})$$

and the symmetry is B_{2g} -nematic.

Now consider reducing T below T_c . As illustrated in Fig. 4, a second transition takes place when the ground state breaks time-reversal symmetry, whether the degeneracy is symmetry-protected or not, and when the ground state is B_{1g} -nematic. In the latter case, the degeneracy must be symmetry-protected because only then is the $(\Delta_1, \Delta_2) \mapsto (\Delta_2, \Delta_1)$ symmetry present which forbids a smooth crossover between B_{1g} and B_{2g} -nematic states.

To determine the lower transition temperature T_2 , we need to solve the saddle point equations (E20,E21) and figure out which solution yields the smallest free energy. For the nematic case, $\phi = 0$ or π and θ is determined by the transcendental equation

$$(\cos(2\theta) + \alpha x_+) \sin(2\theta) = \frac{\beta}{\gamma + \gamma'} \cos(2\theta). \quad (\text{E26})$$

When the $\sigma_6 = \beta = 0$ ground state is B_{2g} -nematic, θ of the global minimum changes smoothly with σ_6 and there is no second transition. The same happens when Δ_1 or Δ_2 are the ground states and $\alpha \neq 0$: we have a smooth crossover, as one can show by analyzing the bifurcation of the solutions.

When the ground state is B_{1g} -nematic and $\alpha = 0$, B_{1g} -nematic solutions overtake the B_{2g} -nematic solutions below $|\beta| = \gamma + \gamma'$, yielding

$$T_2 = T_{c0} - \frac{\lambda_6 |\varepsilon_{6,0}|}{\dot{a}} \frac{2}{\gamma + \gamma'}. \quad (\text{E27})$$

When the ground state is TRSB with symmetry-protected degeneracy:

$$T_2 = T_{c0} - \frac{\lambda_6 |\varepsilon_{6,0}|}{\dot{a}} \frac{1 + \gamma - \gamma'}{\gamma'}. \quad (\text{E28})$$

Along the line $\gamma = \gamma'$ that is the boundary between the B_{1g} and TRSB regions of the $\alpha = 0$ parameter space [Eq. (E24)], these two expressions for T_2 agree. When the ground state is TRSB with accidental degeneracy:

$$T_2 = T_{c0} - \frac{\lambda_6 |\varepsilon_{6,0}|}{\dot{a}} \frac{1 + \gamma - \gamma'}{\gamma' \sqrt{1 - \alpha^2 x_-^2}}. \quad (\text{E29})$$

In the TRSB case, one may solve the saddle point equations in closed-form:

$$\theta = \frac{1}{2} \arccos(-\alpha x_-), \quad (\text{E30})$$

$$\phi = \pm \arccos \left(\frac{\lambda \varepsilon_{6,0}}{a} \frac{1 + \gamma - \gamma'}{\gamma' \sqrt{1 - \alpha^2 x_-^2}} \right), \quad (\text{E31})$$

$$F_{\Delta 0} = -\frac{a^2}{4u} \frac{1 - \alpha^2 x_-}{1 + \gamma - \gamma'} - \frac{\lambda_6^2 \varepsilon_{6,0}^2}{2u\gamma'}. \quad (\text{E32})$$

3. Ehrenfest relations

The jump in the heat capacity across the superconducting transition is given by:

$$\frac{\Delta C_0}{T_{c0}} = - \left. \frac{\partial^2 F_{\Delta 0}}{\partial T^2} \right|_{T=T_{c0}, \sigma_6=0}. \quad (\text{E33})$$

From the free energy expressions of Eq. (E23):

$$\frac{\Delta C_0}{T_{c0}} = \frac{\dot{a}^2}{2u} \times \begin{cases} (1 + |\alpha|)^2, & \Delta_1 \text{ or } \Delta_2 \text{ only} \\ \frac{1 - \alpha^2 x_+}{1 + \gamma + \gamma'}, & B_{2g}\text{-nem.} \\ \frac{1 - \alpha^2 x_-}{1 + \gamma - \gamma'}, & \text{TRSB} \end{cases} \quad (\text{E34})$$

The shear elastic modulus c_{66} below T_c is given by

$$\frac{1}{c_{66}} = \frac{1}{c_{66,0}} - \left. \frac{\partial^2 F_{\Delta 0}}{\partial \sigma_6^2} \right|_{T, \sigma_6=0}. \quad (\text{E35})$$

The jump $\Delta c_{66} = c_{66,0} - c_{66}|_{T=T_{c0}}$ is the difference between c_{66} just above T_{c0} and that just below it.

When the ground state is Δ_1 or Δ_2 only,

$$\Delta c_{66} = \frac{2\lambda_6^2}{u} \frac{1 + |\alpha|}{(\gamma + \gamma')(1 + |\alpha|x_+)}. \quad (\text{E36})$$

This is derived by solving Eq. (E26) for small β . In the case of symmetry-enforced degeneracy ($\alpha = 0$), that is, B_{1g} -nematic ground states, one obtains the following Ehrenfest relation:

$$\Delta c_{66} = \frac{\Delta C_0}{T_{c0}} \left| \frac{dT_c}{d\varepsilon_{6,0}} \right| \left| \frac{dT_2}{d\varepsilon_{6,0}} \right|. \quad (\text{E37})$$

In the general $\alpha \neq 0$ case, we could try using T_c instead of T_2 above, but the corresponding dimensionless ratio can be any positive real number, depending on the values of α and $\gamma + \gamma'$ which we do not know.

When the ground state is B_{2g} -nematic, by solving Eq. (E26) one finds that

$$\Delta c_{66} = \frac{2\lambda_6^2}{u} \frac{1 - \alpha^2 x_+^3}{(1 + \gamma + \gamma')(1 - \alpha^2 x_+^2)}, \quad (\text{E38})$$

and therefore

$$\frac{\Delta C_0}{T_{c0}} \left| \frac{dT_c}{d\varepsilon_{6,0}} \right| \left| \frac{dT_c}{d\varepsilon_{6,0}} \right| = \frac{(1 - \alpha^2)(1 - \alpha^2 x_+^3)}{(1 - \alpha^2 x_+)(1 - \alpha^2 x_+^2)}. \quad (\text{E39})$$

When $\alpha = 0$, this expression reduces to the standard Ehrenfest relation. The stability condition for B_{2g} -nematic order [Eq. (E24)] corresponds to $-1/|\alpha| < x_+ < 0$ and the right-hand side can equal any number between $(1 - \alpha^2)$ and $+\infty$ for $\alpha \neq 0$ and x_+ in this range.

When the ground state is TRSB, the second derivative of Eq. (E32) with respect to $\varepsilon_{6,0}$ yields

$$\Delta c_{66} = \frac{\lambda_6^2}{u\gamma'}. \quad (\text{E40})$$

The corresponding Ehrenfest relation takes the form:

$$\frac{\Delta c_{66}}{T_{c0}} \left| \frac{dT_c}{d\varepsilon_{6,0}} \right| \left| \frac{dT_2}{d\varepsilon_{6,0}} \right| = \frac{\sqrt{1-\alpha^2} \sqrt{1-\alpha^2 x_-^2}}{1-\alpha^2 x_-} \leq 1. \quad (\text{E41})$$

In the $-1/|\alpha| < x_- < 0$ region where TRSB is the ground state [Eq. (E24)], the right-hand side takes values in between 0 and 1, and for $\alpha = 0$ equals 1.

4. Ratio relations

Here we show that the ratios of the jumps at the upper and lower transitions are related. These relations hold only for the symmetry-protected case ($\alpha = 0$). Denote ΔC_c and $\Delta c_{66,c}$ the jumps at the upper transition ($T = T_c$), and ΔC_2 and $\Delta c_{66,2}$ the jumps at the lower transition ($T = T_2$).

The jumps at the upper transition are ($\alpha = 0, \sigma_6 \neq 0$):

$$\frac{\Delta C_c}{T_c} = \frac{\dot{a}^2}{2u} \frac{1}{1 + \gamma + \gamma'}, \quad (\text{E42})$$

$$\Delta c_{66,c} = \frac{2\lambda_6^2}{u} \frac{1}{1 + \gamma + \gamma'}. \quad (\text{E43})$$

The jumps at the lower transition are ($\alpha = 0, \sigma_6 \neq 0$):

$$\frac{\Delta C_2}{T_2} = \frac{\dot{a}^2}{2u} \times \begin{cases} \frac{\gamma + \gamma'}{1 + \gamma + \gamma'}, & \text{B}_{1g}\text{-nem.} \\ \frac{2\gamma'}{(1 + \gamma + \gamma')(1 + \gamma - \gamma')}, & \text{TRSB} \end{cases} \quad (\text{E44})$$

$$\Delta c_{66,2} = \frac{2\lambda_6^2}{u} \times \begin{cases} \frac{1}{(\gamma + \gamma')(1 + \gamma + \gamma')}, & \text{B}_{1g}\text{-nem.} \\ \frac{1 + \gamma - \gamma'}{(1 + \gamma + \gamma')2\gamma'}, & \text{TRSB} \end{cases} \quad (\text{E45})$$

To find these expressions, we had to solve Eq. (E26) around the β at which the solutions bifurcate. Note that $\Delta C_c/T_c + \Delta C_2/T_2$ and $\Delta c_{66,c} + \Delta c_{66,2}$ reproduce the previous $\Delta C_0/T_{c0}$ and Δc_{66} with $\alpha = 0$. Combining, we obtain the ratio relations:

$$\begin{aligned} \left| \frac{dT_2}{d\varepsilon_{6,0}} \right| &= \frac{\Delta C_c}{\Delta C_2} = \frac{\Delta c_{66,c}}{\Delta c_{66,2}} \\ \left| \frac{dT_c}{d\varepsilon_{6,0}} \right| &= \frac{\Delta C_c}{T_c} = \frac{\Delta c_{66,c}}{\Delta c_{66,2}} \\ &= \begin{cases} \frac{1}{\gamma + \gamma'}, & \text{B}_{1g}\text{-nem.} \\ \frac{1 + \gamma - \gamma'}{2\gamma'}, & \text{TRSB} \end{cases} \end{aligned} \quad (\text{E46})$$

5. Nematic strain

The second term in Eq. (E10) defines the ‘‘internal’’ strain, which is the strain generated by the superconducting order parameter:

$$\begin{aligned} \varepsilon_6^{\text{nem}} &= -\frac{\lambda_6}{c_{66}} (\Delta_1^* \Delta_2 + \Delta_2^* \Delta_1) \\ &= -\frac{\lambda_6}{c_{66}} \Delta_0^2 \sin(2\theta) \cos \phi. \end{aligned} \quad (\text{E47})$$

Due to the proportionality to $\cos \phi$, when $\sigma_6 = 0$ only the B_{2g} -nematic states generate a non-zero ε_6 . Its value is bounded from above through

$$\frac{c_{66,0} |\varepsilon_6^{\text{nem}}|}{T_{c0}} \left| \frac{dT_c}{d\varepsilon_{6,0}} \right| |T - T_{c0}| = \frac{\sqrt{1-\alpha^2} \sqrt{1-\alpha^2 x_+^2}}{1-\alpha^2 x_+} \leq 1, \quad (\text{E48})$$

where the right-hand side is in between 0 and 1 in the range $-1/|\alpha| < x_+ < 0$ where B_{2g} -nematic order is preferred [Eq. (E24)], and for $\alpha = 0$ equals 1.

6. Case of B_{1g} stress

As discussed in the main text, if one combines the measurements of the current paper with those performed under $\langle 100 \rangle$ uniaxial stress³², one can put tight constraints on where precisely Sr_2RuO_4 must be in the phase diagram of Fig. 5.

To make contact with the measurements under $\langle 100 \rangle$ uniaxial stress, here we briefly summarize the results of the Ginzburg-Landau analysis for B_{1g} stress, $\sigma_{B_{1g}} = \frac{1}{2}(\sigma_1 - \sigma_2) = \sigma_{100}/2$. Superconductivity couples linearly to B_{1g} stress only in the case of symmetry-protected degeneracy ($\alpha = 0$), which we henceforth consider.

The coupling to B_{1g} stress takes the form

$$F_{\Delta 0} = \dots + \sigma_{B_{1g}} c_{B_{1g}}^{-1} \lambda_{B_{1g}} (|\Delta_1|^2 - |\Delta_2|^2), \quad (\text{E49})$$

where $c_{B_{1g}} = \frac{1}{2}(c_{11} - c_{12})$. By a rotation

$$\tilde{\Delta} = \frac{1}{\sqrt{2}} \begin{pmatrix} 1 & -1 \\ 1 & 1 \end{pmatrix} \Delta \quad (\text{E50})$$

and reparameterization

$$\tilde{u} = (1 + \gamma + \gamma')u, \quad (\text{E51})$$

$$\tilde{\gamma} = \frac{-\frac{1}{2}\gamma - \frac{3}{2}\gamma'}{1 + \gamma + \gamma'}, \quad (\text{E52})$$

$$\tilde{\gamma}' = \frac{-\frac{1}{2}\gamma + \frac{1}{2}\gamma'}{1 + \gamma + \gamma'}, \quad (\text{E53})$$

one obtains a free energy identical in form to Eq. (E13). Hence all the previous formulas carry over if we replace

$u, \gamma, \gamma', \lambda_6$ with $\tilde{u}, \tilde{\gamma}, \tilde{\gamma}', \lambda_{B_{1g}}$, and exchanges what one identifies as B_{1g} with B_{2g} , and vice versa.

The upper transition temperature is given by:

$$T_c = T_{c0} + \frac{2\lambda_{B_{1g}}|\varepsilon_{B_{1g},0}|}{\dot{a}}. \quad (\text{E54})$$

At finite B_{1g} stress, the superconductivity is B_{1g} -nematic slightly below T_c . When B_{1g} -nematic pairing is the ground state, there is no second transition. For the other two cases:

$$T_2 = T_{c0} - \frac{2\lambda_{B_{1g}}|\varepsilon_{B_{1g},0}|}{\dot{a}} \times \begin{cases} -x_+, & B_{2g}\text{-nem.} \\ -x_-, & \text{TRSB} \end{cases} \quad (\text{E55})$$

The heat capacity jumps:

$$\frac{\Delta C_c}{T_c} = \frac{\dot{a}^2}{2u}, \quad (\text{E56})$$

$$\frac{\Delta C_2}{T_2} = \frac{\dot{a}^2}{2u} \times \begin{cases} -1/x_+, & \text{for } B_{2g}\text{-nem.} \\ -1/x_-, & \text{for TRSB} \end{cases} \quad (\text{E57})$$

The jumps in the B_{1g} elastic constants:

$$\Delta c_{B_{1g},c} = \frac{2\lambda_{B_{1g}}^2}{u}, \quad (\text{E58})$$

$$\Delta c_{B_{1g},2} = \frac{2\lambda_{B_{1g}}^2}{u} \times \begin{cases} -x_+, & \text{for } B_{2g}\text{-nem.} \\ -x_-, & \text{for TRSB} \end{cases} \quad (\text{E59})$$

The total jumps are obtained by summing the jumps at the upper and lower transition, if it takes place.

The Ehrenfest relation for B_{1g} -nematic states:

$$\Delta c_{B_{1g}} = \frac{\Delta C_0}{T_{c0}} \left| \frac{dT_c}{d\varepsilon_{B_{1g},0}} \right| \left| \frac{dT_c}{d\varepsilon_{B_{1g},0}} \right|. \quad (\text{E60})$$

The Ehrenfest relation when B_{2g} -nematic or TRSB pairing is preferred in the absence of stress:

$$\Delta c_{B_{1g}} = \frac{\Delta C_0}{T_{c0}} \left| \frac{dT_c}{d\varepsilon_{B_{1g},0}} \right| \left| \frac{dT_2}{d\varepsilon_{B_{1g},0}} \right|. \quad (\text{E61})$$

Ratio relations:

$$\begin{aligned} \left| \frac{dT_2}{d\varepsilon_{B_{1g},0}} \right| &= \frac{\Delta C_c}{T_c} = \frac{\Delta c_{B_{1g},2}}{\Delta c_{B_{1g},c}} \\ \left| \frac{dT_c}{d\varepsilon_{B_{1g},0}} \right| &= \frac{\Delta C_2}{T_2} \\ &= \begin{cases} -x_+, & B_{2g}\text{-nem.} \\ -x_-, & \text{TRSB} \end{cases} \end{aligned} \quad (\text{E62})$$

* Fabian.Jerzembeck@cpfs.mpg.de

† Andy.Mackenzie@cpfs.mpg.de

‡ C.Hicks.1@bham.ac.uk

- ¹ Y. Maeno, H. Hashimoto, K. Yoshida, S. Nishizaki, T. Fujita, J. G. Bednorz, and F. Lichtenberg, *Nature* **372**, 532 (1994).
- ² A. P. Mackenzie and Y. Maeno, *Rev. Mod. Phys.* **75**, 657 (2003).
- ³ Y. Maeno, S. Kittaka, T. Nomura, S. Yonezawa, and K. Ishida, *J. Phys. Soc. Japan* **81**, 011009 (2012).
- ⁴ C. Kallin, *Rep. Prog. Phys.* **75**, 042501 (2012).
- ⁵ A. P. Mackenzie, T. Scaffidi, C. W. Hicks, and Y. Maeno, *npj Quant. Mat.* **2**, 40 (2017).
- ⁶ A. P. Mackenzie, R. K. W. Haselwimmer, A. W. Tyler, G. G. Lonzarich, Y. Mori, S. Nishizaki, and Y. Maeno, *Phys. Rev. Lett.* **80**, 161 (1998).
- ⁷ S. Yonezawa, T. Kajikawa, and Y. Maeno, *Phys. Rev. Lett.* **110**, 077003 (2013).
- ⁸ K. Kinjo, M. Manago, S. Kitagawa, Z. Q. Mao, S. Yonezawa, Y. Maeno, and K. Ishida, *Science* **376**, 397 (2022).
- ⁹ K. Ishida, H. Mukuda, Y. Kitaoka, K. Asayama, Z. Q. Mao, Y. Mori, and Y. Maeno, *Nature* **396**, 658 (1998).
- ¹⁰ A. Pustogow, Y. K. Luo, A. Chronister, Y.-S. Su, D. A. Sokolov, F. Jerzembeck, A. P. Mackenzie, C. W. Hicks, N. Kikugawa, S. Raghu, E. D. Bauer, and S. E. Brown, *Nature* **574**, 72 (2019).
- ¹¹ X. X. Cai, M. Zakrzewski, Y. A. Ying, H.-Y. Kee,

- M. Sigrist, J. Elliott Ortmann, W. F. Sun, Z. Q. Mao, and Y. Liu, *Phys. Rev. B* **105**, 224510 (2022).
- ¹² W. Huang and Z. Q. Wang, *Phys. Rev. Res.* **3**, L042002 (2021).
- ¹³ Y. Yasui, K. Lahabi, V. Fernández Becerra, R. Fermin, M. S. Anwar, S. Yonezawa, T. Terashima, M. V. Milošević, J. Aarts, and Y. Maeno, *npj Quant. Mater.* **5**, 21 (2020).
- ¹⁴ R. Gupta, T. Saunderson, S. Shallcross, M. Gradhand, J. Quintanilla, and J. Annett, *Phys. Rev. B* **102**, 235203 (2020).
- ¹⁵ A. Steppke, L. Zhao, M. E. Barber, T. Scaffidi, F. Jerzembeck, H. Rosner, A. S. Gibbs, Y. Maeno, S. H. Simon, A. P. Mackenzie, and C. W. Hicks, *Science* **355**, eaaf9398 (2017).
- ¹⁶ K. Ishida, M. Manago, K. Kinjo, and Y. Maeno, *J. Phys. Soc. Japan* **89**, 034712 (2020).
- ¹⁷ A. N. Petsch, M. Zhu, M. Enderle, Z. Q. Mao, Y. Maeno, I. I. Mazin, and S. M. Hayden, *Phys. Rev. Lett.* **125**, 217004 (2020).
- ¹⁸ A. Chronister, A. Pustogow, N. Kikugawa, D. A. Sokolov, F. Jerzembeck, C. W. Hicks, A. P. Mackenzie, E. D. Bauer, and S. E. Brown, *Proc. Nat. Acad. Sci. USA* **118**, e2025313118 (2021).
- ¹⁹ F. Jerzembeck, A. Steppke, A. Pustogow, Y. Luo, A. Chronister, D. A. Sokolov, N. Kikugawa, Y.-S. Li, M. Nicklas, S. E. Brown, A. P. Mackenzie, and C. W. Hicks, *Phys. Rev. B* **107**, 064509 (2023).
- ²⁰ J. Xia, Y. Maeno, P. T. Beyersdorf, M. M. Fejer, and

- A. Kapitulnik, Phys. Rev. Lett. **97**, 167002 (2006).
- ²¹ G. M. Luke, Y. Fudamoto, K. M. Kojima, M. I. Larkin, J. Merrin, B. Nachumi, Y. J. Uemura, Y. Maeno, Z. Q. Mao, Y. Mori, H. Nakamura, and M. Sgrist, Nature **394**, 558 (1998).
- ²² V. Grinenko, S. Ghosh, R. Sarkar, J.-C. Orain, A. Nikitin, M. Elender, D. Das, Z. Guguchia, F. Brückner, M. E. Barber, J. Park, N. Kikugawa, D. A. Sokolov, J. Bobowski, T. Miyoshi, Y. Maeno, A. P. Mackenzie, H. Luetkens, C. W. Hicks, and H.-H. Klauss, Nat. Phys. **17**, 748 (2021).
- ²³ V. Grinenko, D. Das, B. Zinkl, N. Kikugawa, Y. Maeno, C. W. Hicks, H.-H. Klauss, M. Sgrist, and R. Khasanov, Nat. Commun. **12**, 3920 (2021).
- ²⁴ F. Kidwingira, J. D. Strand, D. J. Van Harlingen, and Y. Maeno, Science **314**, 1267 (2006).
- ²⁵ M. S. Anwar, T. Nakamura, S. Yonezawa, M. Yakabe, R. Ishiguro, H. Takayanagi, and Y. Maeno, Sci. Reports **3**, 2480 (2013).
- ²⁶ S. Kittaka, T. Nakamura, Y. Aono, S. Yonezawa, K. Ishida, and Y. Maeno, Phys. Rev. B **80**, 174514 (2009).
- ²⁷ C. W. Hicks, J. R. Kirtley, T. M. Lippman, N. C. Koshnick, M. E. Huber, Y. Maeno, W. M. Yuhasz, M. B. Maple, and K. A. Moler, Phys. Rev. B **81**, 214501 (2010).
- ²⁸ M. Sgrist and K. Ueda, Rev. Mod. Phys. **63**, 239 (1991).
- ²⁹ M. Walker and P. Contreras, Phys. Rev. B **66**, 214508 (2002).
- ³⁰ C. W. Hicks, D. O. Brodsky, E. A. Yelland, A. S. Gibbs, J. A. N. Bruin, M. E. Barber, S. D. Edkins, K. Nishimura, S. Yonezawa, Y. Maeno, and A. P. Mackenzie, Science **344**, 283 (2014).
- ³¹ C. A. Watson, A. S. Gibbs, A. P. Mackenzie, C. W. Hicks, and K. A. Moler, Phys. Rev. B **98**, 094521 (2018).
- ³² Y.-S. Li, N. Kikugawa, D. A. Sokolov, F. Jerzembeck, A. S. Gibbs, Y. Maeno, C. W. Hicks, J. Schmalian, M. Nicklas, and A. P. Mackenzie, Proc. Nat. Acad. Sci. USA **118**, e2020492118 (2021).
- ³³ S. Ghosh, A. Shekhter, F. Jerzembeck, N. Kikugawa, D. A. Sokolov, M. Brando, A. P. Mackenzie, C. W. Hicks, and B. J. Ramshaw, Nat. Phys. **17**, 199 (2021).
- ³⁴ S. Benhabib, C. Lupien, I. Paul, L. Berges, M. Dion, M. Nardone, A. Zitouni, Z. Q. Mao, Y. Maeno, A. Georges, L. Taillefer, and C. Proust, Nat. Phys. **17**, 194 (2021).
- ³⁵ C. Lupien, W. A. MacFarlane, C. Proust, L. Taillefer, Z. Q. Mao, and Y. Maeno, Phys. Rev. Lett. **86**, 5986 (2001).
- ³⁶ D. Forsythe, S. R. Julian, C. Bergemann, E. Pugh, M. J. Steiner, P. L. Alireza, G. J. McMullan, F. Nakamura, R. K. W. Haselwimmer, I. R. Walker, S. S. Saxena, G. G. Lonzarich, A. P. Mackenzie, Z. Q. Mao, and Y. Maeno, Phys. Rev. Lett. **89**, 166402 (2002).
- ³⁷ V. Grinenko, R. Sarkar, S. Ghosh, D. Das, Z. Guguchia, H. Luetkens, I. Shipulin, A. Ramires, N. Kikugawa, Y. Maeno, K. Ishida, C. W. Hicks, and H.-H. Klauss, Phys. Rev. B **107**, 024508 (2023).
- ³⁸ M. E. Barber, A. Steppke, A. P. Mackenzie, and C. W. Hicks, Rev. Sci. Instr. **90**, 023904 (2019).
- ³⁹ F. Jerzembeck, H. S. Røising, A. Steppke, H. Rosner, D. A. Sokolov, N. Kikugawa, T. Scaffidi, S. H. Simon, A. P. Mackenzie, and C. W. Hicks, Nat. Commun. **13**, 4596 (2021).
- ⁴⁰ Susceptibility under [110] pressure was previously studied³⁰ but strain inhomogeneity combined with relatively large pickup coils and a lack of precise knowledge of the zero strain point meant that this could not be regarded as a precision search for a cusp in T_c at zero pressure. The steps taken in the current experiment were designed to provide the precision experiment required to either observe the cusp or place tight upper limits on its magnitude.
- ⁴¹ Y. A. Ying, N. E. Staley, Y. Xin, K. Sun, X. Cai, D. Fobes, T. J. Liu, Z. Q. Mao, and Y. Liu, Nat. Commun. **4**, 2596 (2013).
- ⁴² Y.-S. Li, M. Garst, J. Schmalian, N. Kikugawa, D. A. Sokolov, C. W. Hicks, F. Jerzembeck, M. S. Ikeda, A. W. Rost, M. Nicklas, and A. P. Mackenzie, Nature **607**, 276 (2022).
- ⁴³ M. S. Ikeda, J. A. W. Straquadine, A. T. Hristov, T. Worasaran, J. C. Palmstrom, M. Sorensen, P. Walmesley, and I. R. Fisher, Rev. Sci. Instr. **90**, 083902 (2019).
- ⁴⁴ S. Nishizaki, Y. Maeno, and Z. Q. Mao, J. Low Temp. Phys. **117**, 1581 (1999).
- ⁴⁵ N. Shirakawa, K. Murata, S. Nishizaki, Y. Maeno, and T. Fujita, Phys. Rev. B **56**, 7890 (1997).
- ⁴⁶ O. Svitelskiy, S. Headley, S. W. Tozer, E. C. Palm, T. P. Murphy, D. Shulyatev, and A. V. Suslov, Phys. Rev. B **77**, 052502 (2008).
- ⁴⁷ G. Palle, C. Hicks, R. Valentí, Z. Hu, Y.-S. Li, A. Rost, M. Nicklas, A. P. Mackenzie, and J. Schmalian, Phys. Rev. B **108**, 094516 (2023).
- ⁴⁸ S. Nishizaki, Y. Maeno, and Z. Q. Mao, J. Phys. Soc. Japan **69**, 572 (2000).
- ⁴⁹ K. Deguchi, Z. Q. Mao, and Y. Maeno, J. Phys. Soc. Japan **73**, 1313 (2004).
- ⁵⁰ S. Ghosh, T. G. Kiely, A. Shekhter, F. Jerzembeck, N. Kikugawa, D. A. Sokolov, A. P. Mackenzie, and B. J. Ramshaw, Phys. Rev. B **106**, 024520 (2022).
- ⁵¹ T. Nakamura, T. Sumi, S. Yonezawa, T. Terashima, M. Sgrist, H. Kaneyasu, and Y. Maeno, J. Phys. Soc. Japan **81**, 064708 (2012).
- ⁵² Y.-S. Li, R. Borth, C. W. Hicks, A. P. Mackenzie, and M. Nicklas, Rev. Sci. Instrum. **91**, 103903 (2020).
- ⁵³ In the temperature range 0.15-4.5 K, the thermopower is described by $S(T) = [10.1483 \cdot T/K - 8.75772 \cdot (T/K)^2 + 4.00231 \cdot (T/K)^3 - 0.838741 \cdot (T/K)^4 + 0.0667604 \cdot (T/K)^5] \mu V/K$.