

# Emergence of a second law of thermodynamics in isolated quantum systems

Florian Meier,<sup>1,\*</sup> Tom Rivlin,<sup>1,†</sup> Tiago Debarba,<sup>1,2</sup> Jake Xuereb,<sup>1</sup> Marcus Huber,<sup>1,3,‡</sup> and Maximilian P. E. Lock<sup>1,3,§</sup>

<sup>1</sup>*Atominstytut, Technische Universität Wien, 1020 Vienna, Austria*

<sup>2</sup>*Departamento Acadêmico de Ciências da Natureza,  
Universidade Tecnológica Federal do Paraná (UTFPR), Campus Cornélio Procópio,  
Avenida Alberto Carazzai 1640, Cornélio Procópio, Paraná 86300-000, Brazil.*

<sup>3</sup>*Institute for Quantum Optics and Quantum Information - IQOQI Vienna,  
Austrian Academy of Sciences, Boltzmannngasse 3, 1090 Vienna, Austria*

(Dated: June 5, 2024)

The second law of thermodynamics states that the entropy of an isolated system can only increase over time. This appears to conflict with the reversible evolution of isolated quantum systems under the Schrödinger equation, which preserves the von Neumann entropy. Nonetheless, one finds that with respect to many observables, expectation values approach a fixed value – their equilibrium value. This ultimately raises the question: *in what sense does the entropy of an isolated quantum system increase over time?* For classical systems, one introduces the assumption of a low entropy initial state along with the concept of ignorance about the microscopic details of the physical system, leading to a statistical interpretation of the second law. By considering the observables through which we examine quantum systems, both these assumptions can be incorporated, building upon recent studies of the *equilibration on average* of observables. While the statistical behavior of observable expectation values is well-established, a quantitative connection to entropy increase has been lacking so far. In deriving novel bounds for the equilibration of observables, and considering the entropy of the system relative to observables, we recover a variant of the second law: the entropy with respect to a given observable tends towards its equilibrium value in the course of the system’s unitary evolution. These results also support recent findings which question the necessity of non-integrability for equilibration in quantum systems. We further illustrate our bounds using numerical results from the paradigmatic example of a quantum Ising model on a chain of spins. There, we observe entropy increasing up to equilibrium values, as well as fluctuations which expose the underlying reversible evolution in accordance with the derived bounds.

## I. INTRODUCTION

Irreversible evolution observed in nature is characterized by the second law of thermodynamics [1–4], and is thus quantitatively captured by the increase in entropy over time of an isolated system. From the perspective of microscopic physics, however, all laws are time-reversal invariant and, thus, if a process is allowed by these laws, its reverse process must be, too. This means that entropy could, in principle, also decrease. This apparent conflict between the reversibility of physics on the microscopic level and the irreversibility of macroscopic physics, sometimes called *Loschmidt’s paradox*, has been debated since the earliest days of classical statistical mechanics [5–7]. As for the entropy, for classical systems, Liouville’s theorem implies that the Gibbs entropy formula is constant under Hamiltonian evolution [8], and also for quantum systems, the unitary evolution generated by the Schrödinger equation preserves the von Neumann entropy. In this Letter, we address this issue from the perspective of quantum systems, determining the sense in which entropy can increase over time in isolated quantum systems.

Historically, resolutions to this conflict for classical systems have typically involved two components. The first component is an assumption of a low-entropy initial state, the *past hypothesis* [9, 10]. The second component corresponds to a loss or lack of information [5, 11, 12], for example via the *Stosszahlansatz* in Boltzmann’s H-theorem [7], or by a coarse-graining of the phase space [11–13]. The modern consensus is that, while the microscopic physics is reversible, the second law of thermodynamics holds on average, meaning that for most of the time, an isolated system looks the same – like the so-called *equilibrium average*. Decreases in entropy occur with a probability which vanishes exponentially with the magnitude of this decrease, as captured by the celebrated fluctuation relations [14–19].

With regards to quantum mechanics, despite substantial theoretical arguments [20–26] and experimental evidence [27–29] for the equilibration of isolated quantum systems, no consensus exists about *how* isolated quantum systems equilibrate in the sense of something akin to the second law, as unitary evolution preserves the von Neumann entropy. By using the modern theory of equilibration of isolated quantum systems [21, 22] we show how the second law of thermodynamics is satisfied *on average*. In this framework, the system is examined relative to an arbitrary observable represented by a self-adjoint operator  $O = \sum_{i=1}^r O_i \Pi_i^O$ , where  $r$  is the number of possible measurement outcomes. Assuming finite Hilbert space dimension  $d$  (with  $r < d$ ) and identifying the measure-

\* [florianmeier256@gmail.com](mailto:florianmeier256@gmail.com)

† [tom.rivlin@tuwien.ac.at](mailto:tom.rivlin@tuwien.ac.at)

‡ [marcus.huber@tuwien.ac.at](mailto:marcus.huber@tuwien.ac.at)

§ [maximilian.paul.lock@tuwien.ac.at](mailto:maximilian.paul.lock@tuwien.ac.at)

ment outcomes with macrostates introduces, in a sense which we will quantify, the necessary lack of information, and ensuing emergent irreversibility.

When we access the state  $\rho$  via the observable  $O$ , the available information about the system is represented by the probability distribution  $\vec{p} = (p_1, \dots, p_r)$ , where  $p_i = \text{Tr}[\Pi_i^O \rho]$  are the populations of  $\rho$  with respect to the orthogonal projectors  $\Pi_i$  of  $O$ . In place of the usual von Neumann entropy  $S_{\text{vN}}[\rho] = -\text{Tr}[\rho \log \rho]$ , which is invariant under the unitary evolution generated by the Schrödinger equation  $\dot{\rho}(t) = -i[H, \rho(t)]$  with time-independent Hamiltonian  $H$ , the information obtained about the system is then quantified by the Shannon entropy of the observable's probability distribution – its *Shannon observable entropy*

$$S_{\text{Sh}}^O[\rho] = -\sum_{i=1}^r p_i \log p_i, \quad (1)$$

as in [30]. Note that instead of the projective valued measure (PVM) associated with the observable  $O$  as we use it in the main text, one can define the probability distribution  $\vec{p}$ , with respect to a positive operator valued measure (POVM)  $(E_i)_{i=1}^r$  and all the following results follow analogously (see Appendix B 3).

Unlike the von Neumann entropy, the Shannon observable entropy can change in time for isolated systems. Indeed, we find that over the course of the evolution of an isolated system, the Shannon observable entropy is close to that of the infinite-time-averaged state  $\omega = \lim_{T \rightarrow \infty} \frac{1}{T} \int_0^T dt \rho(t)$ , known as the equilibrium state in the context of equilibration on average:

**Equilibrium entropy.** *With  $\rho(t)$ ,  $\omega$  and  $O$  as defined on a finite dimensional Hilbert space, we have*

$$\langle |S_{\text{Sh}}^O[\rho(t)] - S_{\text{Sh}}^O[\omega]| \rangle_{\infty} \leq \mathcal{O} \left( \log(r) \sqrt{\frac{r}{d_{\text{eff}}}} \right), \quad (2)$$

where the average  $\langle \cdot \rangle_{\infty}$  is with respect to uniformly random times  $0 \leq t < \infty$ , and the right-hand side (expressed in terms of big- $\mathcal{O}$  notation) vanishes in the limit where the number of microstates  $d_{\text{eff}} = \text{Tr}[\omega^2]$  is much larger than that of macrostates  $r$ .

The small parameter on the right-hand side of (2) measures how strongly the observable  $O$  coarse-grains the system relative to the number of microstates  $d_{\text{eff}}$ , as discussed in more detail later. Here we combine improvements for bounds from the theory of equilibration on average [21–23], with the so-called Past Hypothesis, formally stated as:

**Past Hypothesis.** *The assumption that we initially start in a low entropy state with respect to  $O$ ,*

$$S_{\text{Sh}}^O[\rho(0)] \ll S_{\text{Sh}}^O[\omega]. \quad (3)$$

This results in the following statement of the second law in unitary quantum mechanics: *the Shannon observable entropy of an isolated system increases towards its equilibrium value.*

## II. FORMALISM

*Equilibrating observables.* We will work in the setting where the dynamics of our system of interest is described by a Hamiltonian with spectral decomposition,

$$H = \sum_{\lambda \in \sigma(H)} \lambda \Pi_{\lambda}, \quad (4)$$

where the sum runs over the spectrum  $\lambda \in \sigma(H)$  of the Hamiltonian and  $\Pi_{\lambda}$  are the orthogonal projectors onto the eigenspaces corresponding to the eigenvalues  $\lambda$  of  $H$ . The dimension of the system's Hilbert space can be recovered via  $d = \sum_{\lambda \in \sigma(H)} \text{Tr}[\Pi_{\lambda}]$  and is assumed to be finite in this work. Isolated quantum systems evolve according to the von Neumann equation,  $\dot{\rho}(t) = -i[H, \rho(t)]$ , given the initial condition  $\rho(0)$ . Note that  $\hbar = 1$  throughout this work.

While the state of the system at a given instant in time  $t$  is of course  $\rho(t)$ , it was shown in [20–23] that, for large systems, the expectation value of many observables will be close to that of the equilibrium state  $\omega$  for most times. Such observables are therefore said to equilibrate *on average*. To make this quantitative, we use the notation  $\langle X(t) \rangle_T = T^{-1} \int_0^T dt X(t)$  to denote the average of an arbitrary quantity  $X(t)$  over the finite time window  $[0, T]$ . We can thus write the equilibrium state as  $\omega = \lim_{T \rightarrow \infty} \langle \rho(t) \rangle_T$ . Two questions must then be answered: how ‘large’ must the system be and how ‘close’ exactly are the expectation values of  $\rho(t)$  to those of  $\omega$ ?

The size of the system can be quantified by its so-called effective dimension [31], defined via:

$$\frac{1}{(d_{\text{eff}})^2} = \sum_{\lambda \in \sigma(H)} \text{Tr}[\Pi_{\lambda} \rho(t)]^2. \quad (5)$$

The effective dimension is independent of time  $t$ , and we can equivalently write  $d_{\text{eff}} = 1/\text{Tr}[\omega^2]$ . This is essentially a measure of how many non-degenerate energy eigenstates participate in the quantum state's evolution. One can then compare the difference between the observable expectation values. For example, it has been shown [22, 32] that

$$\left\langle |\text{Tr}[O\rho(t)] - \text{Tr}[O\omega]|^2 \right\rangle_T \leq \frac{\|O\|^2}{d_{\text{eff}}} f(\varepsilon, T), \quad (6)$$

where  $\varepsilon > 0$  is an arbitrary energy parameter,  $T$  is the time over which the time-average is taken,  $\|\cdot\|$  denotes the operator norm (specifically the largest singular value of  $O$ ), and  $f(\varepsilon, T)$  is given by:

$$f(\varepsilon, T) = N(\varepsilon) \left( 1 + \frac{8 \log_2 |\sigma(H)|}{\varepsilon T} \right). \quad (7)$$

In this function,  $N(\varepsilon)$  is the maximum number of energy gaps that  $H$  has in any interval of size  $\varepsilon$ , and  $|\sigma(H)|$  is the number of distinct energy eigenvalues of  $H$ . The

bound (6) shows that having a large effective dimension is sufficient for  $\rho(t)$  to equilibrate relative to  $O$  at long times. Interestingly, equilibration in this context does not necessarily require non-integrability of the quantum system [33–36]. In the following, we explore how this observation can serve as the basis for the second law of thermodynamics.

*Entropies relative to observables.* Given some observable  $O$ , we can define the Shannon observable entropy  $S_{\text{Sh}}^O$  as in Eq. (1). Operationally, this can be understood as the information-theoretic uncertainty or *surprisal* in the measurement outcome of  $O$  on the state  $\rho$ . For a generic observable, its Shannon entropy can be larger than the von Neumann entropy (e.g. for pure states) or smaller than the von Neumann entropy (e.g. for a classical mixture of degenerate eigenvectors of the observable). Another common notion of an entropy with respect to an observable is the observational entropy [37], which further coarse grains over the eigenspaces of the observable. It is given by

$$S_{\text{Obs}}^O[\rho] = - \sum_{i=1}^r p_i \log \frac{p_i}{V_i}, \quad (8)$$

where  $V_i = \text{Tr}[\Pi_i^O]$  is the dimension of the  $i$ th eigenspace of the observable  $O = \sum_{i=1}^r O_i \Pi_i^O$ . As before, the probabilities  $p_i = \text{Tr}[\Pi_i^O \rho]$  are taken with respect to the eigenspaces of  $O$ . This entropy has been shown [38] to be an upper estimate for the von Neumann entropy, satisfying the inequality  $S_{\text{Obs}}^O[\rho] - S_{\text{vN}}[\rho] \geq D[\rho \|\rho^{\text{cg}}] \geq 0$ , where  $D[\cdot \|\cdot]$  is the relative entropy and  $\rho^{\text{cg}} = \sum_{i=1}^r \text{Tr}[\Pi_i^O \rho] \frac{\Pi_i^O}{V_i}$  is the coarse-grained state with respect to the observable. The difference between the Shannon observable entropy and the observational entropy,  $S_{\text{Obs}}^O[\rho] - S_{\text{Sh}}^O[\rho] = \sum_{i=1}^r p_i \log V_i \geq 0$ , is commonly referred to as the *Boltzmann term* [38]. While the number of eigenspaces  $r$  can be understood as the number of macrostates of the observable  $O$ , the dimension  $V_i$  can be understood as the number of microstates, i.e. orthogonal states, compatible with a given macrostate  $i$ .

A priori, it is unclear whether the inclusion of the Boltzmann term in the observational entropy with respect to an observable is necessary to recover a second law, as for example formulated in [25, 26, 39]. As we show in the following, for  $d_{\text{eff}} \gg r$  where the bound in Eq. (2) is tight, the second law holds for both the Shannon observable entropy (Theorem 1 in the following) as well as the observational entropy (Proposition 2 in the Appendix).

### III. RESULTS

*The second law on average.* Starting with the von Neumann entropy, one common and sensible-seeming attempt to formulate a second law for increasing entropy is to look at the entropy of time-averaged states  $\langle \rho(t) \rangle_T$ , where we have that  $S_{\text{vN}}[\langle \rho(t) \rangle_T] < S_{\text{vN}}[\omega]$  if we compare

to the infinite time averaged state  $\omega$  (as we discuss in some more detail in Appendix A 1). While on a formal level, the entropy increases and approaches that of the infinite time average, such an argument fails to capture that in reality, an observer accesses the instantaneous state  $\rho(t)$  at a well-defined time  $t$ , not the time averaged state  $\langle \rho(t) \rangle_T$ . It is this time parameter that progresses and with respect to which we observe equilibration, not the duration  $T$  of the averaging window. For these reasons we examine how the Shannon observable entropy of the instantaneous state  $\rho(t)$  behaves and whether this quantity satisfies the second law. By using Jensen’s inequality (see Lemma 1 in Appendix B) we can arrive at a preliminary statement reminiscent of the second law:

$$\langle S_{\text{Sh}}^O[\rho(t)] \rangle_{\infty} \leq S_{\text{Sh}}^O[\omega]. \quad (9)$$

This inequality indicates that the entropy  $S_{\text{Sh}}^O[\rho(t)]$  is on average smaller than the entropy of the equilibrium state  $\omega$ , aligning with the second law of thermodynamics, which identifies the equilibrium state as having maximal entropy. Notably, transient fluctuations may result in finite-time states with higher entropy, but the average is bounded above by that of the equilibrium state.

In the following, we expand on this inequality, proving that the entropy is not simply smaller on average than that of the equilibrium state, but that it is closely confined around the equilibrium value. The key insight needed to reveal the second law on average for equilibrating observables (in the sense of Eq. (6)) is that it is insufficient to just have the expectation values of the observables equilibrate – it is also necessary for the probability vector with respect to the observable  $O$ ,  $\vec{p}(t)$ , to be close to that of  $\vec{p}_{\omega}$  for most times. The distance between the two probability distributions can be characterized by the 1-norm distance  $\|\vec{p}(t) - \vec{p}_{\omega}\|_1 = \frac{1}{2} \sum_{i=1}^r |p_i(t) - p_{\omega,i}|$ . Averaging the distance over the time interval  $[0, T]$ , we find the following bound:

$$\langle \|\vec{p}(t) - \vec{p}_{\omega}\|_1 \rangle_T \leq \eta_{\varepsilon, T} := \frac{1}{2} \sqrt{\frac{r}{d_{\text{eff}}}} f(\varepsilon, T), \quad (10)$$

where  $\varepsilon > 0$  is an arbitrary energy parameter as in (7) (see Lemma 2 in Appendix B for details). Inequality (10) improves previous bounds in Refs. [22, 23] quadratically in terms of their scaling with  $r$ , showing that in fact  $r$  and  $d_{\text{eff}}$  appear with the same exponent.

In contrast to the bound in (6), the small parameter  $\eta_{\varepsilon, T}$  does not simply vanish in the limit of large effective dimension. Instead, it is determined by the ratio  $r/d_{\text{eff}}$ ; for the difference in populations to vanish on average, the effective dimension must be much larger than the number of orthogonal eigenspaces of the observable. Physically, this is the limit where the number of microstates that participate in the evolution of  $\rho(t)$  (captured by  $d_{\text{eff}}$ ) is much larger than the number of macrostates of the observable (captured by  $r$ ), which is necessary for the population vector  $\vec{p}(t)$  to be close to the equilibrium  $\vec{p}_{\omega}$  on average. On a formal level, this also distinguishes our consideration of the equilibration of observables on average from

the second law on average, since the former only requires large  $d_{\text{eff}}$ , whereas the latter requires large  $d_{\text{eff}}/r$ , as we show in the following:

**Theorem 1** (Second law on average). *Let  $\rho(t)$ ,  $\omega$  and  $O$  be as defined so far. For arbitrary  $\varepsilon > 0$  and  $T > 0$ , the following inequality holds:*

$$\langle |S_{\text{Sh}}^O[\rho(t)] - S_{\text{Sh}}^O[\omega]| \rangle_T \leq \log(1+r)\eta_{\varepsilon,T} + H_2[\eta_{\varepsilon,T}], \quad (11)$$

so long as  $\eta_{\varepsilon,T} < 1/2$ . The function  $H_2[x] := -x \log x - (1-x) \log(1-x)$  is the binary entropy and  $\eta_{\varepsilon,T}$  is defined as in Eq. (10).

A statement akin to Theorem 1 can be derived for the observational entropy, which we discuss in further detail in Appendix A 2. For the observational entropy, it holds that

$$\langle |S_{\text{Obs}}^O[\rho(t)] - S_{\text{Obs}}^O[\omega]| \rangle_T \leq \log(d)\eta_{\varepsilon,T} + g(\eta_{\varepsilon,T}), \quad (12)$$

where  $g(x) = -x \log x + (1+x) \log(1+x)$ , and we recall that  $d$  is the dimensionality of the Hilbert space. The main difference is the prefactor  $\log d$  coming from the fact that the observational entropy is bounded above by  $\log d$  independently of the observable, while the Shannon observable entropy associated with  $O$  is bounded above by  $\log r$ .

*Proof sketch.* The proof consists of two steps: (i) The first step relates a difference in Shannon entropies to a difference in state populations. The key here is that if the average distance between  $\vec{p}_\omega$  and  $\vec{p}(t)$  is small, then the average distance between their Shannon entropies  $S_{\text{Sh}}^O[\omega]$  and  $S_{\text{Sh}}^O[\rho(t)]$  should also be small. This connection can be made by combining the continuity bound for the Shannon entropy from [40] for the non-averaged quantities together with the result from Eq. (10). (ii) Secondly, we show that under the conditions described above, the population differences are small on average. This is the result from Eq. (10) and we prove it separately in Lemma 2 in Appendix B. Both steps together prove the Theorem, and are described in detail in Appendix B.  $\square$

Note that the theorem, as stated, holds only for  $\eta_{\varepsilon,T} < 1/2$  because the binary entropy is monotonically increasing only for arguments up to  $1/2$ . If  $\eta_{\varepsilon,T} > 1/2$ , one can simply replace  $H_2[\eta_{\varepsilon,T}]$  by  $\log 2$ , and the bound holds in this modified form (for all values of  $\eta_{\varepsilon,T}$ ). However, in this case the observable does not equilibrate (c.f. Eq. (10)), and thus the bound does not strongly constrain the entropy.

In Fig. 1 we visualize the behavior described by Theorem 1 for a spin chain comprising up to  $N = 13$  spin- $\frac{1}{2}$  systems interacting under a quantum Ising model with nearest-neighbor  $XYZ$  interactions (see Appendix C for details). We work in the parameter regime from [41], for which the model is nonintegrable, which may not be necessary for equilibration but generally causes faster

equilibration times and lower fluctuations [33]. The dynamics are calculated by exact diagonalization using the Python package QuTiP [42]. The observable in question is the bulk magnetization in the  $z$ -direction, given by summing all of the individual chain elements' spin- $z$  operators:  $M_z = \frac{1}{N} \sum_{i=1}^N \sigma_z^{(i)}$ . For an initial state we choose an uncorrelated chain of spins all pointing downwards  $|\downarrow \cdots \downarrow\rangle$ . This has zero entropy with respect to the bulk magnetization, thus implementing the past hypothesis. By combining the coarse-graining-induced information loss associated with accessing the system through a degenerate observable (the global magnetization) together with a low-entropy initial state as in (3), the entropy of the expectation values increases towards its equilibrium value.

It is important to note that the *increase* in entropy stated in the second law is a consequence of the past hypothesis, and not a fundamental feature. We can see this in Fig. 1(b), where there are times where the entropy  $S_{\text{Sh}}^O[\rho(t)]$  is larger than that of the equilibrium  $S_{\text{Sh}}^O[\omega]$ . In principle, if we had begun the dynamics at one of these points in time, entropy would decrease towards the equilibrium rather than increase. This is clearly illustrated in Fig. 3(b) in the Appendix, where we assume the same system and initial state as in Fig. 1, but instead consider the Shannon entropy of the bulk magnetization in the  $y$ -direction (which does not satisfy the past hypothesis). We find that this entropy actually briefly *decreases* slightly from an initial value close to equilibrium. Note, however, that in this case, the distance of the initial entropy from the equilibrium value is within the range of the late-time fluctuations shown in the figure.

This feature has been extensively discussed throughout the history of statistical mechanics (see e.g. [43] and references therein), and appears naturally in classical settings where equilibration does not necessarily imply that the entropy relative to an observable increases. It is quite possible for the entropy of the equilibrium state to be lower, unless the past hypothesis is invoked. A simple classical example of this is the separation of oil and water from an initially uniform mixture. If the observable regards the spatial distribution of the oil and water, it seems that the entropy decreases as the two constituents separate. However, the separation results in an increase in the average kinetic energy of the molecules, and a corresponding increase in the entropy associated with that observable. Thus for one observable the equilibrium state has a lower Shannon entropy than the initial state, and for another observable the situation is reversed.

*Fluctuation bounds.* Even when a system has reached equilibrium, the Shannon entropy can fluctuate above and below the equilibrium value for finite times, with fluctuations above being less likely than fluctuations below, as inequality (9) shows, and also evident in Fig. 1(b). Indeed, the Poincaré recurrence theorem for quantum systems states that any isolated, finite-dimensional quantum system will return arbitrarily often to a state that is arbitrarily close to its initial state [44]. Given that

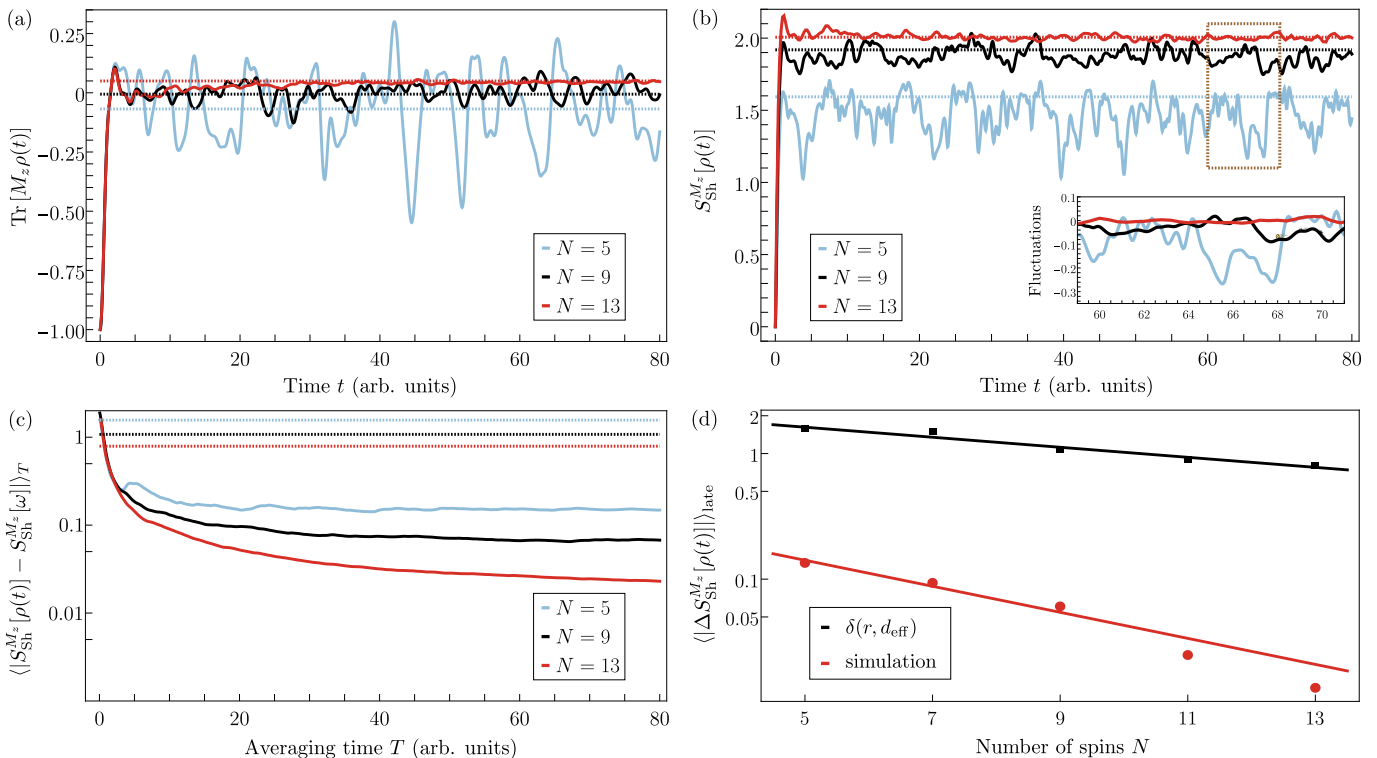


Figure 1. Exact numerical results showcasing the second law on average for isolated spin-chains of 5 to 13 spin- $\frac{1}{2}$  systems with nearest-neighbor interactions. The observable of choice is the global magnetization in the  $z$ -direction. Panel (a) shows how the magnetization,  $\text{Tr}[M_z \rho(t)]$  (in units of  $\hbar = 1$ ), evolves as a function of time for three different lengths of spin chain, and how it approaches the equilibrium value of  $\omega$  (represented by the dashed lines) in each case. In panel (b), we plot the Shannon observable entropy as a function of time, finding that entropy increases towards the equilibrium value and then continues to fluctuate around it. Here, the dashed lines represent the Shannon observable entropy of the equilibrium state  $\omega$ . An inset in panel (b) charts the normalized differences  $(S_{\text{Sh}}^{M_z}[\rho(t)] - S_{\text{Sh}}^{M_z}[\omega]) / S_{\text{Sh}}^{M_z}[\omega]$  at late times. Panel (c) shows on a semi-log scale the finite-time averaging from the left-hand side of Eq. (11), as a function of the maximum time  $T$  integrated over. The dashed lines show the bounds from the right-hand side of Eq. (11) for  $T \rightarrow \infty$  (Theorem 1). Lastly, panel (d) plots, on a semi-log scale as a function of the spin chain length  $N$ , two quantities: the  $T \rightarrow \infty$  version of the Shannon entropy bound,  $\delta(r, d_{\text{eff}})$  (black line and points, see Eq. (14)), and also the averaging of  $|\Delta S_{\text{Sh}}^{M_z}[\rho(t)]| = |S_{\text{Sh}}^{M_z}[\rho(t)] - S_{\text{Sh}}^{M_z}[\omega]|$  over the times  $t = 50$  to  $t = 80$  (red line and points). For both quantities, an exponential fit of the form  $ae^{bx}$  was performed. The fitting parameters plotted here are  $a = 2.57$ ,  $b = -0.0920$ , and  $a = 0.467$ ,  $b = -0.239$  respectively.

we assume a low-entropy initial state, such a recurrence will result in a reduction in entropy from the equilibrium value by an amount far larger than might be anticipated from the bounded average in (11). For large systems, however, such apparent violations of the bound occur with vanishing probability at a given time, i.e. for systems with large effective dimension compared to number of observable macrostates. This implies that for macroscopic systems, the expected time one would be required to wait to observe such a decrease in entropy occurring is unobservably large.

We now make this statement more quantitative by establishing a fluctuation bound. Using a probability-theoretic technique similar to [45] it is possible to gain insight into not only the extent of the fluctuations, but also the probability that these fluctuations are larger than some amount. That is, we can bound the likelihood that the Shannon observable entropy of the state at time  $t$  fluctuates away from that of the equilibrium

state, depending on the magnitude of the fluctuation.

**Corollary 1** (Shannon entropy fluctuations). *Let  $\rho(t)$ ,  $\omega$  and  $O$  be as before. If  $t \in \mathbb{R}_{\geq 0}$  is sampled uniformly at random, we have*

$$P \left[ |S_{\text{Sh}}^O[\rho(t)] - S_{\text{Sh}}^O[\omega]| \geq \sqrt{\delta} \right] \leq \sqrt{\delta}, \quad (13)$$

where  $\delta = \delta(r, d_{\text{eff}})$  is given by

$$\delta(r, d_{\text{eff}}) = \frac{\log(1+r)}{2} \sqrt{\frac{r}{d_{\text{eff}}}} + H_2 \left[ \frac{1}{2} \sqrt{\frac{r}{d_{\text{eff}}}} \right], \quad (14)$$

with  $H_2(\cdot)$  the binary entropy, as in Theorem 1.

*Proof sketch.* This is a consequence of the generalized Chebyshev inequality  $P[X \geq \kappa] \leq \frac{E[g(X)]}{g(\kappa)}$ , where  $X$  is a positive random variable and  $g: \mathbb{R} \rightarrow \mathbb{R}$  a monotonously increasing, strictly positive function. Setting  $X = |S_{\text{Sh}}[\rho(t)] - S_{\text{Sh}}[\omega]|$  and  $\kappa := \sqrt{\delta}$  completes the

proof upon applying Eq. (11) from Theorem 1. For details, we refer the reader to Appendix B 2.  $\square$

The fluctuation bound in Corollary 1 has an interpretation in the sense of typicality [46–48]. In information theory, when sampling outputs from a fixed source, the weak Law of Large Numbers ensures that for large enough samples, the *likely* samples are those whose entropy is close to that of the source. This fluctuation bound can be interpreted from this perspective, offering a connection between information theory and thermodynamics. In this context, we are sampling at random from a *fixed* source – the expectation values  $\vec{p}$  given by  $\text{Tr}[O\rho(t)]$  – and find that at all times it is likely that the entropy of this distribution of expectation values is close to the entropy of the distribution of expectation values of the equilibrium state. As such we may say that the equilibrium state  $\omega$  is a ‘typical’ state when sampling expectation values of a state relative to an observable  $O$  which equilibrates, and by extension states close to the equilibrium state in  $S_{\text{Sh}}^O[\cdot]$  are also typical.

This connection emphasizes the ubiquity of information theory for thermodynamics [19, 49] as it reveals that up to  $\sqrt{\delta}$ -fluctuations, the measurement of the observable is given by that of the equilibrium average. Up to a resolution dependent on the extent of fluctuations, and accounting for the finite equilibration time, the description of the state  $\rho(t)$  examined through the observable  $O$  can therefore be reduced from  $d_{\text{eff}}$  degrees of freedom to the relevant  $r$  degrees of freedom of the equilibrium populations  $\vec{p}_\omega$ , offering a *compressed* description of the state as a result of typicality.

#### IV. DISCUSSION.

We have derived a second law of thermodynamics for isolated quantum systems, clarifying the sense in which its entropy increases over time. A resolution to the conflict between reversibility at the level of the Schrödinger equation and the irreversibility of the second law comes from considering a measure of entropy defined relative to an observable. Given that equilibrating observables are highly degenerate, meaning the number of macrostates it defines is much lower than the effective dimension of the system under observation, we have proved novel bounds to show that not only the average value, but in fact the entire probability distribution of observable outcomes tends on average to that of the equilibrium state, despite the overall unitary evolution. As a consequence, the Shannon observable entropy is on average close to the equilibrium value (Theorem 1). If, furthermore, the system starts in a low entropy state (the past hypothesis), we recover the formulation of the second law that states that the entropy of an isolated system increases over time.

Though we discussed entropy defined relative to an observable which can be represented by a self-adjoint oper-

ator  $O$ , one can instead consider a more general positive operator valued measure (POVM)  $M = (E_i)_{i=1,\dots,r}$  and denote the corresponding probabilities  $p_i(t) = \text{Tr}[E_i\rho(t)]$ . In Appendix B 3, we show that Theorem 1 and Corollary 1 readily generalize to this case without modification.

While this work focused on the Shannon observable entropy, we have proved analogous statements for the observational entropy in Appendix A 2, showing that the condition  $r/d_{\text{eff}} \ll 1$  is not only sufficient for equilibration of the Shannon observable entropy but also for the observational entropy. Still, one can construct examples where the Shannon observable entropy fluctuates on the order of  $\log r$  and thus does not equilibrate, whereas the observational entropy’s fluctuations are relatively small because of the additional Boltzmann term which is of order  $\log d$ . This could lead one to conclude that the observational entropy equilibrates, while the Shannon observable entropy does not. Such a conclusion misses the point of having used an observable-relative notion of entropy in the first place – it is the observable whose equilibration is in question. If we are unable to distinguish fluctuations on the order of  $\log r$  in the measurement outcome uncertainty, then we can simply choose a coarse-grained observable to begin with, where such fluctuations are operationally undetectable, and consider the Shannon entropy with respect to that observable. That being said, regardless of its role in understanding equilibration, the observational entropy does quantify the ignorance resulting from multiple states being compatible with a given measurement outcome [50], which the Shannon observable entropy alone does not capture.

Given that the ratio of observable outcomes to effective dimension in the case of a small subsystem of a much larger total system is generally favorable to equilibration (the former being bounded by the dimensionality of the subsystem), our results can likely be used to constrain the behavior of the von Neumann entropy of a subsystem. Since our focus was on the overall behavior of isolated systems, we have not addressed this here. Additionally, one may ask how our analysis generalizes to the context of other notions of entropy such as the family of Tsallis or Rényi entropies [51–53], by defining them relative to an observable in analogy to how we define the Shannon observable entropy. By combining entropy continuity bounds such as those of e.g. [52, 54] together with Lemma 2 for PVMs or Lemma 3 for POVMs (see Appendix), respective formulation of the second law might be obtained for such entropies.

We have also examined how at any point in time in a quantum system’s evolution its entropy can grow larger than, or move away from, the entropy of the equilibrium state, as captured in the fluctuation relation given in Corollary 1. There we bounded the likelihood of fluctuating away from the equilibrium state in terms of the Shannon observable entropy. This points at an interesting connection with information theory. Examining this connection and whether it can be used as a way to

compress the description of a quantum system’s evolution viewed through a specific observable is left as open question.

A natural question following from the results presented here is that of how our statement of the second law compares to the historical formulations of Clausius [55] (“No process is possible, the sole result of which is the transfer of heat from a cold body to a hot body”) or Kelvin-Planck [2, 56] (“No process is possible, the sole result of which is that a body is cooled and work is done”). A rigorous analysis of these statements would require a definition of work, heat and temperature for subsystems of isolated quantum systems, which would be relative to the observable the agent can use to examine and manipulate the system. For example, for the spin-system in our numerical analysis in Fig. 1, a suitable observable is the (intrinsic) total magnetization in a given direction of space, which might be seen as a thermodynamic state variable. Note that the formulations of both Clausius and Kelvin-Planck can be turned into statements about a decrease in thermodynamic entropy [2] of the systems, which, given compatibility of the thermodynamic entropy with the Shannon observable entropy, is forbidden by Theorem 1 up to stochastic fluctuations.

Finally, our work corroborates the findings of previous studies noting that non-integrability does not appear to be a necessary requirement for equilibration relative to observables [33–36]. As we showed in (10), a large  $d_{\text{eff}}/r$  suffices for equilibration of the observable probability to the equilibrium distribution, and thus for our formulation of the second law to hold, and this does not a priori re-

quire non-integrability. Whether the system is integrable or not may still affect some details like the speed of equilibration or tightness of the bounds as noted in [23, 33]. In other contexts as well, a connection between integrability and effective dimension has been hinted at [57, 58], which leads us to pose the question of whether  $d_{\text{eff}}$  could allow for a quantitative definition of integrability in relation to the equilibration of quantum systems.

## ACKNOWLEDGMENTS

The authors thank Pharnam Bakshinezhad, Felix Binder and Sandu Popescu for valuable discussions. T.R. thanks Sophie Engineer for assistance with programming. J.X. and M.H. would like to acknowledge funding from the European Research Council (Consolidator grant ‘Cocoquest’ 101043705). T.D. acknowledges support from ÖAW-JESH-Programme and the Brazilian agencies CNPq (Grant No. 441774/2023-7 and 200013/2024-6) as well as INCT-IQ through the project (465469/2014-0). This project is co-funded by the European Union (Quantum Flagship project ASPECTS, Grant Agreement No. 101080167). Views and opinions expressed are however those of the authors only and do not necessarily reflect those of the European Union, REA or UKRI. Neither the European Union nor UKRI can be held responsible for them. This publication was made possible through the support of Grant 62423 from the John Templeton Foundation. The opinions expressed in this publication are those of the author(s) and do not necessarily reflect the views of the John Templeton Foundation.

- 
- [1] E. H. Lieb and J. Yngvason, The physics and mathematics of the second law of thermodynamics, *Physics Reports* **310**, 1 (1999).
  - [2] A. Thess, *The Entropy Principle* (Springer Berlin Heidelberg, 2011).
  - [3] N. H. Y. Ng and M. P. Woods, Resource theory of quantum thermodynamics: Thermal operations and second laws, in *Thermodynamics in the Quantum Regime: Fundamental Aspects and New Directions*, edited by F. Binder, L. A. Correa, C. Gogolin, J. Anders, and G. Adesso (Springer International Publishing, Cham, 2018) pp. 625–650.
  - [4] Kammerlander, Philipp, *Tangible Phenomenological Thermodynamics*, Ph.D. thesis, ETH Zurich (2019).
  - [5] R. Zwanzig, The concept of irreversibility in statistical mechanics, *Pure and Applied Chemistry* **22**, 371 (1970).
  - [6] V. S. Steckline, Zermelo, Boltzmann, and the recurrence paradox, *American Journal of Physics* **51**, 894 (1983).
  - [7] H. R. Brown, W. Myrvold, and J. Uffink, Boltzmann’s h-theorem, its discontents, and the birth of statistical mechanics, *Studies in History and Philosophy of Science Part B: Studies in History and Philosophy of Modern Physics* **40**, 174 (2009).
  - [8] C. Callender, Reducing thermodynamics to statistical mechanics: The case of entropy, *The Journal of Philosophy* **96**, 348 (1999).
  - [9] L. Boltzmann, *Lectures on Gas Theory* (University of California Press, Berkeley, 1964) translation of the 1896–1898 Edition.
  - [10] D. Z. Albert, *Time and Chance* (Harvard University Press, Cambridge, MA, 2000).
  - [11] E. T. Jaynes, Information theory and statistical mechanics, *Phys. Rev.* **106**, 620 (1957).
  - [12] E. T. Jaynes, Information theory and statistical mechanics. ii, *Phys. Rev.* **108**, 171 (1957).
  - [13] A. Ishihara, *Statistical physics* (Academic Press, 2013).
  - [14] D. J. Evans, E. G. D. Cohen, and G. P. Morriss, Probability of second law violations in shearing steady states, *Phys. Rev. Lett.* **71**, 2401 (1993).
  - [15] G. E. Crooks, Nonequilibrium measurements of free energy differences for microscopically reversible Markovian systems, *Journal of Statistical Physics* **90**, 1481 (1998).
  - [16] G. M. Wang, E. M. Sevick, E. Mittag, D. J. Searles, and D. J. Evans, Experimental demonstration of violations of the second law of thermodynamics for small systems and short time scales, *Phys. Rev. Lett.* **89**, 050601 (2002).

- [17] O. Penrose, *Foundations of statistical mechanics: a deductive treatment* (Courier Corporation, 2005).
- [18] W. T. Grandy, Jr., *Entropy and the Time Evolution of Macroscopic Systems* (Oxford University Press, 2008).
- [19] J. M. R. Parrondo, J. M. Horowitz, and T. Sagawa, Thermodynamics of information, *Nature Physics* **11**, 131 (2015).
- [20] H. Tasaki, From quantum dynamics to the canonical distribution: General picture and a rigorous example, *Phys. Rev. Lett.* **80**, 1373 (1998).
- [21] P. Reimann and M. Kastner, Equilibration of isolated macroscopic quantum systems, *New Journal of Physics* **14**, 043020 (2012).
- [22] A. J. Short and T. C. Farrelly, Quantum equilibration in finite time, *New Journal of Physics* **14**, 013063 (2012).
- [23] C. Gogolin and J. Eisert, Equilibration, thermalisation, and the emergence of statistical mechanics in closed quantum systems, *Reports on Progress in Physics* **79**, 056001 (2016).
- [24] C. S. Lent, Quantum operator entropies under unitary evolution, *Phys. Rev. E* **100**, 012101 (2019).
- [25] P. Strasberg and A. Winter, First and second law of quantum thermodynamics: A consistent derivation based on a microscopic definition of entropy, *PRX Quantum* **2**, 030202 (2021).
- [26] T. Nagasawa, K. Kato, E. Wakakuwa, and F. Buscemi, On the generic increase of observational entropy in isolated systems, [arXiv:2404.11985 \[quant-ph\]](https://arxiv.org/abs/2404.11985) (2024).
- [27] S. Trotzky, Y.-A. Chen, A. Flesch, I. P. McCulloch, U. Schollwöck, J. Eisert, and I. Bloch, Probing the relaxation towards equilibrium in an isolated strongly correlated one-dimensional bose gas, *Nature Physics* **8**, 325 (2012).
- [28] T. Langen, R. Geiger, M. Kuhnert, B. Rauer, and J. Schmiedmayer, Local emergence of thermal correlations in an isolated quantum many-body system, *Nature Physics* **9**, 640 (2013).
- [29] T. Langen, R. Geiger, and J. Schmiedmayer, Ultracold atoms out of equilibrium, *Annu. Rev. Condens. Matter Phys.* **6**, 201 (2015).
- [30] R. S. Ingarden, Quantum information theory, *Reports on Mathematical Physics* **10**, 43 (1976).
- [31] N. Linden, S. Popescu, A. J. Short, and A. Winter, Quantum mechanical evolution towards thermal equilibrium, *Phys. Rev. E* **79**, 061103 (2009).
- [32] P. Reimann, Foundation of statistical mechanics under experimentally realistic conditions, *Phys. Rev. Lett.* **101**, 190403 (2008).
- [33] R. V. Jensen and R. Shankar, Statistical behavior in deterministic quantum systems with few degrees of freedom, *Phys. Rev. Lett.* **54**, 1879 (1985).
- [34] P. Reimann and M. Evstigneev, Quantum versus classical foundation of statistical mechanics under experimentally realistic conditions, *Phys. Rev. E* **88**, 052114 (2013).
- [35] C. Gogolin, M. P. Müller, and J. Eisert, Absence of thermalization in nonintegrable systems, *Phys. Rev. Lett.* **106**, 040401 (2011).
- [36] V. I. Yukalov, Equilibration and thermalization in finite quantum systems, *Laser Physics Letters* **8**, 485 (2011).
- [37] D. Šafránek, J. M. Deutsch, and A. Aguirre, Quantum coarse-grained entropy and thermodynamics, *Phys. Rev. A* **99**, 010101 (2019).
- [38] F. Buscemi, J. Schindler, and D. Šafránek, Observational entropy, coarse-grained states, and the Petz recovery map: information-theoretic properties and bounds, *New Journal of Physics* **25**, 053002 (2023).
- [39] P. Strasberg and J. Schindler, Comparative microscopic study of entropies and their production, [arXiv:2403.09403 \[cond-mat.stat-mech\]](https://arxiv.org/abs/2403.09403) (2024).
- [40] Z. Zhang, Estimating mutual information via kolmogorov distance, *IEEE Transactions on Information Theory* **53**, 3280 (2007).
- [41] H. Kim and D. A. Huse, Ballistic spreading of entanglement in a diffusive nonintegrable system, *Phys. Rev. Lett.* **111**, 127205 (2013).
- [42] J. R. Johansson, P. D. Nation, and F. Nori, Qutip: An open-source python framework for the dynamics of open quantum systems, *Computer Physics Communications* **183**, 1760 (2012).
- [43] J. L. Lebowitz, Macroscopic laws, microscopic dynamics, time's arrow and Boltzmann's entropy, *Physica A: Statistical Mechanics and its Applications* **194**, 1 (1993).
- [44] P. Bocchieri and A. Loinger, Quantum recurrence theorem, *Phys. Rev.* **107**, 337 (1957).
- [45] P. Figueroa-Romero, Equilibration and Typicality in Quantum Processes, [arXiv:2102.02289 \[quant-ph\]](https://arxiv.org/abs/2102.02289) (2021).
- [46] S. Goldstein, J. L. Lebowitz, R. Tumulka, and N. Zanghì, Canonical typicality, *Phys. Rev. Lett.* **96**, 050403 (2006).
- [47] C. Bartsch and J. Gemmer, Dynamical typicality of quantum expectation values, *Phys. Rev. Lett.* **102**, 110403 (2009).
- [48] P. Reimann, Dynamical typicality of isolated many-body quantum systems, *Phys. Rev. E* **97**, 062129 (2018).
- [49] C. Rovelli, Relative information at the foundation of physics, in *It From Bit or Bit From It? On Physics and Information*, edited by A. Aguirre, B. Foster, and Z. Merali (Springer International Publishing, Cham, 2015) pp. 79–86.
- [50] D. Šafránek, A. Aguirre, J. Schindler, and J. M. Deutsch, A brief introduction to observational entropy, *Foundations of Physics* **51**, 101 (2021).
- [51] C. Tsallis, Possible generalization of Boltzmann-Gibbs statistics, *Journal of Statistical Physics* **52**, 479 (1988).
- [52] X. Hu and Z. Ye, Generalized quantum entropy, *Journal of Mathematical Physics* **47**, 023502 (2006).
- [53] A. Vershynina, Entanglement rates for Rényi, Tsallis, and other entropies, *Journal of Mathematical Physics* **60**, 022201 (2019).
- [54] A. E. Rastegin, Bounds of the Pinsker and Fannes Types on the Tsallis Relative Entropy, *Mathematical Physics, Analysis and Geometry* **16**, 213 (2013).
- [55] R. Clausius, Ueber eine veränderte Form des zweiten Hauptsatzes der mechanischen Wärmetheorie, *Annalen der Physik* **169**, 481 (1854).
- [56] M. Planck, *Vorlesungen über Thermodynamik* (Veit & Comp., 1897).
- [57] E. Iyoda, H. Katsura, and T. Sagawa, Effective dimension, level statistics, and integrability of Sachdev-Ye-Kitaev-like models, *Phys. Rev. D* **98**, 086020 (2018).
- [58] L. F. d. Prazeres and T. R. de Oliveira, Continuous transition between weak and strong thermalization using rigorous bounds on equilibration of isolated systems, [arXiv:2310.13392 \[quant-ph\]](https://arxiv.org/abs/2310.13392) (2023).
- [59] M. A. Nielsen and I. L. Chuang, *Quantum Computation and Quantum Information*, 10th ed. (Cambridge University Press, 2010).



- [60] M. Fannes, A continuity property of the entropy density for spin lattice systems, [Communications in Mathematical Physics](#) **31**, 291 (1973).
- [61] K. M. R. Audenaert, A sharp continuity estimate for the von Neumann entropy, [Journal of Physics A: Mathematical and Theoretical](#) **40**, 8127 (2007).
- [62] P. J. Coles, M. Cerezo, and L. Cincio, Strong bound between trace distance and Hilbert-Schmidt distance for low-rank states, [Phys. Rev. A](#) **100**, 022103 (2019).
- [63] A. Klenke, [Probability Theory](#) (Springer International Publishing, 2020).
- [64] J. Schindler and A. Winter, Continuity bounds on observational entropy and measured relative entropies, [J. Math. Phys.](#) **64**, 092201 (2023).

## SUPPLEMENTAL MATERIAL

### Appendix A: Additional entropies

As we discussed in the main text, there is no unique entropy with respect to which one can examine irreversibility in the context of isolated quantum system's evolution, and given different measures of entropy than the ones we used, one would have to adapt the results. For the main part of this work, we have focused on the Shannon entropy of an observable. The von Neumann entropy, however, is arguably the most commonly used entropy measure for quantum states, and thus, we discuss in Sec. A1 how to understand the von Neumann entropy in the context of equilibration. In the context of observables the observational entropy is another common notion of entropy, and in Sec. A2 we provide the results from our main text adapted to the observational entropy.

#### 1. A second law for the von Neumann entropy?

Give some state  $\rho$ , its von Neumann entropy is constant under arbitrary unitary transformations  $S_{\text{vN}}[\rho] = S_{\text{vN}}[U\rho U^\dagger]$  [59]. As a consequence, as already stated in the main text, if a state  $\rho(t)$  evolves unitarily according to some Hamiltonian  $H$ , we have that  $S_{\text{vN}}[\rho(0)] = S_{\text{vN}}[\rho(t)]$ . Going towards time-averaged states,

$$\langle \rho(t) \rangle_T = \frac{1}{T} \int_0^T dt \rho(t), \quad (\text{A1})$$

with  $\omega = \lim_{T \rightarrow \infty} \langle \rho(t) \rangle_T$ , it is given that  $S_{\text{vN}}[\langle \rho(t) \rangle_T] < S_{\text{vN}}[\omega]$ . Looking at the entropy  $S_{\text{vN}}[\langle \rho(t) \rangle_T]$  of the time-averaged state, this function does in general not monotonously increase with  $T$ . A precessing spin  $|\psi(t)\rangle = \sin(gt)|\uparrow\rangle + \cos(gt)|\downarrow\rangle$  already provides a counterexample where the entropy of the time-averaged state is not monotonously growing in  $T$ . Due to the continuity of the von Neumann entropy [60], the entropy of the finite-time averaged state tends to that of the infinite-time averaged state as we increase the averaging time  $T$ , i.e.,  $S_{\text{vN}}[\langle \rho(t) \rangle_T] \rightarrow S_{\text{vN}}[\omega]$  as  $T \rightarrow \infty$ . Quantitatively, the convergence of  $S_{\text{vN}}[\langle \rho(t) \rangle_T]$  to  $S_{\text{vN}}[\omega]$  is captured by the following result:

**Proposition 1** (Von Neumann entropy of time-averaged states). *Let  $\rho(t)$  be the time-evolution of some initial state  $\rho_0$  according to the Hamiltonian  $H$  with spectrum  $\{\lambda_i\}_i$ , all defined on a  $d$ -dimensional Hilbert space, and let  $\langle \rho(t) \rangle_T$  be the time-averaged state as in Eq. (A1). Then,*

$$|S_{\text{vN}}[\langle \rho(t) \rangle_T] - S_{\text{vN}}[\omega]| \leq \log(d)\vartheta + H_2[\vartheta], \quad \text{with } \vartheta = \frac{2\sqrt{d}}{\omega_{\min} T} \quad (\text{A2})$$

and  $\omega_{\min} := \min\{|\lambda_i - \lambda_j| \neq 0\}$  is the smallest non-zero magnitude gap of  $H$ .

*Proof.* The statement follows from using the tight Fannes-Audenaert continuity bound for the von Neumann entropy [60, 61] which states

$$|S_{\text{vN}}[\langle \rho(t) \rangle_T] - S_{\text{vN}}[\omega]| \leq \frac{1}{2} \log(d) \|\langle \rho(t) \rangle_T - \omega\|_1 + H_2\left[\frac{1}{2} \|\langle \rho(t) \rangle_T - \omega\|_1\right]. \quad (\text{A3})$$

To determine the desired upper bound in Eq. (A2) we must find how quickly the 1-norm distance between  $\langle \rho(t) \rangle_T$  and  $\omega$  converges to zero. The 1-norm is given by

$$\|\sigma\|_1 := \text{Tr} \left[ \sqrt{\sigma^\dagger \sigma} \right], \quad (\text{A4})$$

and can be upper bounded by the 2-norm using the Cauchy-Schwartz inequality [62],

$$\|\sigma\|_1 = \text{Tr} \left[ \mathbf{1} \sqrt{\sigma^\dagger \sigma} \right] \quad (\text{A5})$$

$$\leq \sqrt{\text{Tr}[\mathbf{1}^\dagger \mathbf{1}] \text{Tr} \left[ \sqrt{\sigma^\dagger \sigma}^\dagger \sqrt{\sigma^\dagger \sigma} \right]} \quad (\text{A6})$$

$$= \sqrt{d} \|\sigma\|_2. \quad (\text{A7})$$

With the 2-norm at hand, we can make analytical progress. To that end, let us consider  $\rho(t)$  written in the energy-eigenbasis decomposition with respect to the Hamiltonian  $H$  generating the evolution, which allows us to write

$$\langle \rho(t) \rangle_T = \sum_{ij} \rho_{ij} \langle e^{-i\omega_{ij}t} \rangle_T |i\rangle\langle j|, \quad (\text{A8})$$

where  $|i\rangle$  is an energy eigenstate indexed by the label  $i$  and  $\omega_{ij} = \lambda_i - \lambda_j$  is the difference of energies between  $i$ th and  $j$ th energy eigenstate. Note that for degenerate Hamiltonians there is the possibility that  $\omega_{ij} = 0$  for  $i \neq j$ . We can write

$$\langle e^{-i\omega_{ij}t} \rangle_T = e^{-i\omega_{ij}T/2} \text{sinc}\left(\frac{\omega_{ij}T}{2}\right), \quad (\text{A9})$$

with  $\text{sinc}(x) = \sin(x)/x$ , with the continuous continuation  $\text{sinc}(0) \equiv 1$  to capture the limit  $T \rightarrow 0$  or the case  $\omega_{ij} = 0$ . Then, the 2-norm distance between the two states can be written exactly as

$$\|\langle \rho(t) \rangle_T - \omega\|_2^2 = \text{Tr} \left[ (\langle \rho(t) \rangle_T - \omega)^\dagger (\langle \rho(t) \rangle_T - \omega) \right] \quad (\text{A10})$$

$$= \sum_{ij} |\rho_{ij}|^2 \left| \text{sinc}\left(\frac{\omega_{ij}T}{2}\right) - \delta_{\omega_{ij}0} \right|^2 \quad (\text{A11})$$

$$= \sum_{ij: \omega_{ij} \neq 0} |\rho_{ij}|^2 \left| \text{sinc}\left(\frac{\omega_{ij}T}{2}\right) \right|^2 \quad (\text{A12})$$

$$\leq \left( \frac{2}{\omega_{\min}T} \right)^2, \quad (\text{A13})$$

where we have set  $\omega_{\min} = \min\{|\omega_{ij}| \neq 0\}$  to be the energy gap of  $H$  which is of smallest non-zero magnitude. Combining the results from Eq. (A7) with Eq. (A13), we find

$$\|\langle \rho(t) \rangle_T - \omega\|_1 \leq \frac{2\sqrt{d}}{\omega_{\min}T}, \quad (\text{A14})$$

which we can directly insert into the entropy inequality (A3), to find the upper bound with  $\vartheta = \frac{2\sqrt{d}}{\omega_{\min}T}$ , as stated in Prop. 1. Note that the statement in the given form only holds for values  $\vartheta \leq 1/2$ , again because  $H_2$  is monotonously growing only for arguments  $\leq 1/2$ . To remedy this, one could replace  $H_2$  by  $\log 2$  for arguments  $\vartheta > 1/2$ , to arrive at a more general statement.  $\square$

A comment is in order at this point regarding the convergence rate of the von Neumann entropy of the time-averaged state to that of the equilibrium state. The bound states that in general  $T \geq \sqrt{d}/\omega_{\min}$  is required for the entropies to be reasonably close; for macroscopically large systems where  $d$  is exponential in the system size, such a convergence is of course not of practical relevance. Furthermore, this does not match the observation that equilibration, in practice, occurs in finite time. The origin of the factor  $\sqrt{d}$  comes from the norm-equivalence  $\|\cdot\|_1 \leq \sqrt{d}\|\cdot\|_2$ , and this raises the question of how tight the given bound is. When arriving at the final inequality (B6), the inequality we used is in general not very tight, i.e. we have simply taken the slowest of all the time-scales to appear in the bound, whereas in practice a tighter bound can be found by taking a weighted average over the time-scales. There, in practice,  $\|\langle \rho(t) \rangle_T - \omega\|_2$  may scale as  $1/\sqrt{d}$ , if the Hamiltonian is sufficiently gapped and the initial state has support on the entire spectrum (like, for, example an equal superposition over all energy eigenstates of a capped harmonic oscillator). In this case the actual bound will in many instances be tighter than the one stated in Eq. (A2), and in fact  $T \geq 1/\omega_{\min}$  is already sufficient for convergence of the entropies. Moreover, for finite dimensional systems with dense spectral energy distribution, the time average state converges slowly to equilibrium.

## 2. Generalization for the observational entropy

Besides the Shannon observable entropy defined in the main text, another notion of entropy relative to an observable is the observational entropy [38, 50]. Given the observable with spectral decomposition  $O = \sum_{i=1}^r O_i \Pi_i^O$ , the observational entropy can be written as (also see the main text)

$$S_{\text{Obs}}^O[\rho] = - \sum_{i=1}^r p_i \log \frac{p_i}{V_i}, \quad (\text{A15})$$

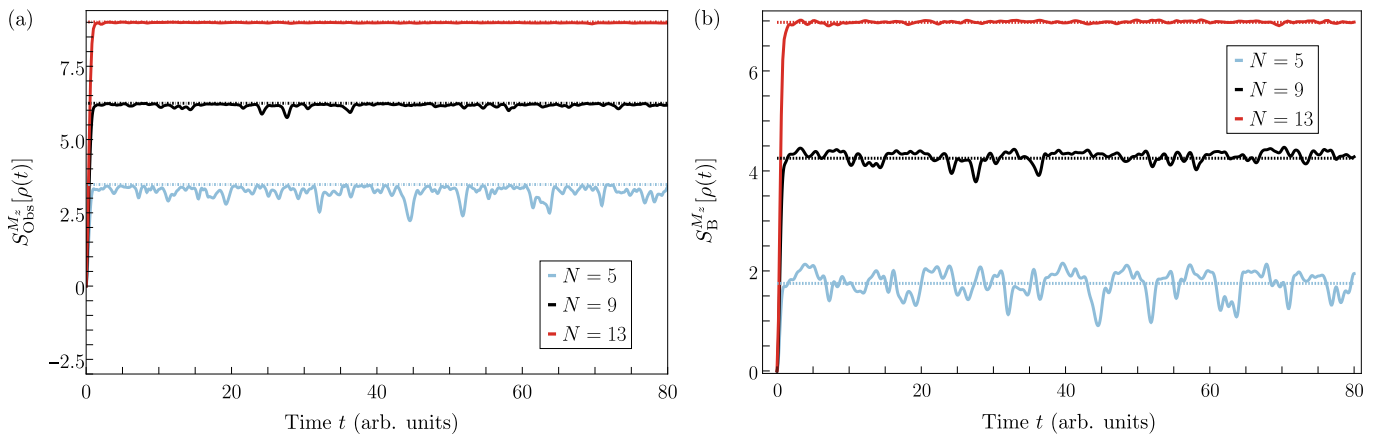


Figure 2. Here, we present exact numerical results showing two more kinds of entropy: the observational entropy in panel (a) and the Boltzmann entropy in panel (b), both defined in Eq. (A16). In both cases, the entropies are those associated with the system, dynamics, and operator discussed in the main text, for the same three spin-chain lengths. In panel (a), the dot-dashed lines represent the *maximum possible* observational entropy for *any* observable in a Hilbert space of that size:  $\log d$ , where  $d = \dim \mathcal{H}$ . This is in contrast to panel (b) here (and Fig. 1(b)), where the dashed lines represent the entropies of  $\omega$ . As with the Shannon entropy, the observational and Boltzmann entropies also increase towards their equilibrium values for this choice of observable and initial configuration.

where again  $p_i = \text{Tr}[\Pi_i^O \rho]$  is the population of  $\rho$  in the  $i$ th eigenspace of  $O$  and  $V_i = \text{Tr}[\Pi_i^O]$  is the dimension of that eigenspace. The dimension  $V_i$  can also be understood as the number of microstates that make up the  $i$ th macrostate of the observable  $O$ . By splitting up the sum into two parts using  $\log \frac{p_i}{V_i} = \log p_i - \log V_i$ , we can understand the observational entropy as a sum of the Shannon observable entropy and an averaged Boltzmann entropy,

$$S_{\text{Obs}}^O[\rho] = - \underbrace{\sum_{i=1}^r p_i \log p_i}_{=S_{\text{Sh}}^O[\rho]} + \underbrace{\sum_{i=1}^r p_i \log V_i}_{=S_{\text{B}}^O[\rho]}. \quad (\text{A16})$$

The first term, the Shannon observable entropy is what we have already discussed in the main text, corresponding to the entropy of the probabilistic distribution of the measurement outcomes. The second term, the averaged Boltzmann entropy, physically corresponds to an average of the Boltzmann entropy “ $S = k_B \log W$ ” over the  $r$  possible macroscopic outcomes of the observable with  $V_i$  the number of microscopic states compatible with the  $i$ th outcome of the measurement of  $O$ . In Fig. 2 we provide a numerical example displaying how the observational entropy splits into the Shannon and Boltzmann terms. With the additional Boltzmann term, the observational entropy further coarse grains the information available in the state  $\rho(t)$ , and one may therefore ask whether this additional step is necessary to recover the second law relative to an observable.

We answer this question negatively, pointing out that in some pathological cases the observational entropy even wrongly suggest that a system equilibrates with respect to an observable, when in fact, it does not. One example where this happens is in subsystem equilibration. For illustration, we may consider a joint spin- $\frac{1}{2}$  and bath system where the bath is assumed to have dimension  $d_B$ . Suppose the spin is governed by the Hamiltonian  $H_S = g\sigma_x$ , it initially starts in the state  $|0\rangle$ , and the observable of interest is the spin polarization in  $z$ -direction,  $O = \sigma_z \otimes \mathbb{1}_B$ . If the bath and the spin do not interact, the population vector for the measurement outcome evolves as  $\vec{p}(t) = (\cos(gt)^2, \sin(gt)^2)$ , and therefore  $S_{\text{Sh}}^O[\rho(t)]$  periodically fluctuates between 0 and  $\log 2$ . The Boltzmann entropy term, on the other hand, is constant,  $S_{\text{B}}^O[\rho(t)] = \log d_B$ , and in the limit of a large bath, the relative fluctuations of the Boltzmann entropy vanish as  $1/\log d_B$ . Looking solely at the observational entropy, this suggests that the system equilibrates with respect to  $O$ , whereas physically the contrary is the case: the spin- $\frac{1}{2}$  subsystem under observation is isolated from the environment and does not equilibrate, as correctly captured by the Shannon observable entropy.

In summary, this shows that the additional coarse graining of the observational entropy can result in cases where the Shannon entropy does not equilibrate while the observational entropy does, because of the inclusion of the Boltzmann term. Cases such as the one discussed before, however, are not physically self-consistent, because if one ignores fluctuations of order  $\log 2$  from the observable, the operational way to model this is to use another observable that does not distinguish between those states, for example using a POVM instead of a PVM to model the fact that one can not differentiate between the spin orientations perfectly (see generalization in Appendix B3). Operationally meaningful observable equilibration therefore requires the Shannon observable entropy to equilibrate,

not the observational entropy. In the following we show that the condition  $d_{\text{eff}} \gg r$  under which the Shannon observable entropy equilibrates is also sufficient for the observational entropy to equilibrate in a similar sense:

**Proposition 2** (Observational entropy bound). *Consider  $\rho(t)$ ,  $\omega$  and  $O$  be as in Theorem 1. For any  $\varepsilon > 0$  and  $T > 0$ , the observational entropy with respect to  $O$  satisfies*

$$\langle |S_{\text{Obs}}^O[\rho(t)] - S_{\text{Obs}}^O[\omega]| \rangle_T \leq \log(d)\eta_{\varepsilon,T} + g(\eta_{\varepsilon,T}), \quad (\text{A17})$$

where  $g(x) = -x \log(x) + (1+x) \log(1+x)$ , with  $\eta_{\varepsilon,T}$  as defined for Eq. (10).

*Proof.* We provide the proof of this statement in Sec. B together with the other proofs.  $\square$

The origin for the  $\log d$  scaling comes from the Boltzmann term which scales at worst with  $\log d$ , the maximum number of microstates in the system. However, due to the additional factor of  $\eta_{\varepsilon,T} \propto \sqrt{r/d_{\text{eff}}}$ , if the effective dimension is of the order of the dimension of the system  $d_{\text{eff}} \sim d$ , this additional correction will also vanish in the limit of large systems  $d_{\text{eff}} \gg r$ . In a very close analogy to Cor. 1, the observational entropy also satisfies a fluctuation theorem, bounding the probability of small fluctuations of  $S_{\text{Obs}}^O[\rho(t)]$  away from the equilibrium value  $S_{\text{Obs}}^O[\omega]$  as we show below:

**Corollary 2** (Observable entropy fluctuations). *Let  $\rho(t)$ ,  $\rho^\infty$  and  $\hat{O}$  be as in Lemma 2. If  $t \in \mathbb{R}_{\geq 0}$  is sampled uniformly randomly, we have*

$$P[|S_{\text{Obs}}^O[\rho(t)] - S_{\text{Obs}}^O[\omega]| \geq \sqrt{\nu}] \leq \sqrt{\nu}, \quad (\text{A18})$$

where  $\nu$  is given by

$$\nu = \log(d) \frac{r}{2\sqrt{d_{\text{eff}}}} + g\left[\frac{r}{2\sqrt{d_{\text{eff}}}}\right], \quad (\text{A19})$$

with  $g$  the function as in Prop. 2.

*Proof sketch.* The proof goes exactly as that of Cor. 2 with the difference that we define  $X = |S_{\text{Obs}}^O[\rho(t)] - S_{\text{Obs}}^O[\omega]|$  for Chebyshev's inequality. The reader is referred to the proof of Cor. 1 in Sec. B for details.  $\square$

## Appendix B: Proofs for entropy bounds

In this section, we prove all our main results and provide additional background to the statements and the formalism we use. In Sec. B1 we provide the proofs for the average entropy difference bounds, that is Theorem 1 and Proposition 2. Following this, Sec. B2 contains the proofs for the fluctuation bounds of Cor. 1 and Cor. 2.

### 1. Proofs for averaged entropy differences

Before discussion of the proof of Thm. 1, more details regarding the inequality (9) are supplied, in particular regarding the applicability of Jensen's inequality:

**Lemma 1.** *Given  $\rho(t)$ ,  $\omega$  and  $O$  as defined in the main text, we have in the infinite time-average,*

$$\langle S_{\text{Sh}}^O[\rho(t)] \rangle_\infty \leq S_{\text{Sh}}^O[\omega]. \quad (\text{B1})$$

*Proof.* The proof of this statement is an application of the Jensen inequality which states that for a concave, real-valued function  $g[X]$  the following inequality holds:  $\langle g[X] \rangle \leq g[\langle X \rangle]$ . In this context,  $X$  is a real-valued random variable that can in general be defined on a convex subset of  $\mathbb{R}^r$ , as shown for example in Thm. 7.11 of [63]. For our setting, we have that  $g[\cdot] = S_{\text{Sh}}^O[\cdot]$  is concave as a function of the probability vector  $\vec{p}(t)$  defined by the observable outcomes. Note that it is not concave as a function of  $t$ , though this is, of course, not needed here. Formally, the Shannon observable entropy as defined in the main text is a function of density matrices, but since it only depends on the population vectors, we simplify the notation here to simply write  $S_{\text{Sh}}^O[\vec{p}]$  to actually mean  $S_{\text{Sh}}^O[\rho]$ , where  $\vec{p}$  is the population vector of  $\rho$  relative to the observable  $O$ . By identifying  $X = \vec{p}(t)$ , and taking the uniform measure over the space  $t \in [0, T]$ , Jensen's inequality reads

$$\frac{1}{T} \int_0^T dt S_{\text{Sh}}^O[\vec{p}(t)] \leq S_{\text{Sh}}^O \left[ \frac{1}{T} \int_0^T dt \vec{p}(t) \right]. \quad (\text{B2})$$

Upon taking the limit  $T \rightarrow \infty$ , this yields for the left-hand side  $\langle S_{\text{Sh}}^O[\rho(t)] \rangle_\infty$  and for the right-hand side (by using continuity of the Shannon entropy), we can pull the limit  $t \rightarrow \infty$  inside the entropy to find

$$\lim_{t \rightarrow \infty} S_{\text{Sh}}^O \left[ \frac{1}{T} \int_0^T dt \vec{p}(t) \right] = S_{\text{Sh}}^O[\vec{p}_\omega]. \quad (\text{B3})$$

Furthermore, we have used linearity of the trace,  $\langle p_i(t) \rangle_\infty = \langle \text{Tr} [\Pi_i^O \rho(t)] \rangle_\infty = \text{Tr} [\Pi_i^O \langle \rho(t) \rangle_\infty] = p_{i,\omega}$  to conclude that the infinite time average of the population equals the population of the infinite time average, completing the proof of the Lemma.  $\square$

Moving on towards proving our main result, Thm. 1, we devise the following proof strategy:

- First, we want to determine conditions under which the populations of  $\rho(t)$  and  $\omega$  with respect to the observable  $O$  do not differ much on average.
- Second, once we know that the populations of the two states are close to each other for most times, we can show that the Shannon observational entropy (as well as the observational entropy) of  $\rho(t)$  is also close to that of  $\omega$  for most times.

We start with the first part. Let us recall that  $\vec{p}(t) = (p_1, \dots, p_r)$  with  $p_i = \text{Tr}[\Pi_i^O \rho]$  is the vector of populations of  $\rho(t)$  with respect to the observable's eigenspaces. Similarly,  $\vec{p}_\omega$  is defined for the infinite time averaged state  $\omega$ . Then, in Eq. (10) of the main text we claimed that  $\langle \|\vec{p}(t) - \vec{p}_\omega\|_1 \rangle_T$  is small, which we prove in detail as part of Lemma 2. The key reason why the populations' differences are small on average is based on the results for observables from the theory of equilibration on average, which state that  $\text{Tr}[O\rho(t)]$  is close to  $\text{Tr}[O\omega]$  most of the time. One subtle point here concerns the number of macrostates: while for the observables' expectation values it was sufficient to have that  $d_{\text{eff}}$  is large for equilibration, now, the effective dimension has to be large compared to  $r$ , the number of macrostates corresponding to the observable  $O$ . We can therefore state that observable expectation values equilibrate under weaker conditions than the population vectors.

**Lemma 2** (Equilibrating populations). *Let  $\vec{p}(t)$  and  $\vec{p}_\omega$  be as in the introduction preceding this Lemma. Furthermore, take  $\varepsilon > 0$  and  $T > 0$  to be arbitrary, then,*

$$\langle \|\vec{p}(t) - \vec{p}_\omega\|_1 \rangle_T \leq \frac{1}{2} \sqrt{\frac{r}{d_{\text{eff}}}} f(\varepsilon, T) =: \eta_{\varepsilon, T}, \quad (\text{B4})$$

where the constant  $\eta_{\varepsilon, T}$  is defined with  $f(\varepsilon, T)$  like in Eq. (7).

*Proof.* Note that since our result scales with  $\sqrt{r}$ , it is in fact a tighter bound than the one shown in Theorem 2 of Ref. [22], where the upper bound scales with  $r$ . To start the proof, let us recall the definition of  $\|\cdot\|_1$  here, which is given by

$$\|\vec{p}(t) - \vec{p}_\omega\|_1 = \frac{1}{2} \sum_{i=1}^r |\text{Tr} [\Pi_i^O \rho(t)] - \text{Tr} [\Pi_i^O \omega]|. \quad (\text{B5})$$

We are interested in an upper bound on the time-average of this quantity. To use the bounds on observable equilibration on average [22, 23, 32], we need to consider time-averages of squares of trace differences and not only trace differences. To be explicit, we want to use the intermediate Eq. (9) from [22], which states

$$\left\langle |\text{Tr} [\Pi_i^O \rho(t)] - \text{Tr} [\Pi_i^O \omega]|^2 \right\rangle_T \leq f(\varepsilon, T) \sqrt{\text{Tr} [\Pi_i^{O\dagger} \Pi_i^O \omega^2] \text{Tr} [\Pi_i^O \Pi_i^{O\dagger} \omega^2]}. \quad (\text{B6})$$

Equation (B5) can be converted into a suitable form to use Eq. (B6) by making the following transformations,

$$\langle \|\vec{p}(t) - \vec{p}_\omega\|_1 \rangle_T \leq \frac{\sqrt{r}}{2} \langle \|\vec{p}(t) - \vec{p}_\omega\|_2 \rangle_T \quad (\text{B7})$$

$$\leq \frac{\sqrt{r}}{2} \sqrt{\left\langle \|\vec{p}(t) - \vec{p}_\omega\|_2^2 \right\rangle_T}. \quad (\text{B8})$$

In the first step for Ineq. (B7) we made use of the norm-inequality  $2\|\cdot\|_1 \leq \sqrt{r}\|\cdot\|_2$  to switch from the 1-norm to the 2-norm, and in the second step for Ineq. (B8) we apply the Jensen inequality  $\langle \sqrt{X} \rangle \leq \sqrt{\langle X \rangle}$  using concavity of the

square root function  $\sqrt{\cdot}$ . Now, we can use Eq. (B6) together with the fact that orthogonal projectors are Hermitian,  $\Pi_i^O = \Pi_i^{O\dagger}$ , and satisfy  $(\Pi_i^O)^2 = \Pi_i^O$ , to write

$$\left\langle \|\vec{p}(t) - \vec{p}_\omega\|_2^2 \right\rangle_T \leq f(\varepsilon, T) \sum_{i=1}^r \text{Tr} [\Pi_i^O \omega^2] \quad (\text{B9})$$

$$= f(\varepsilon, T) \text{Tr} [\omega^2] \quad (\text{B10})$$

$$= \frac{f(\varepsilon, T)}{d_{\text{eff}}}. \quad (\text{B11})$$

For Eq. (B10) we have used the completeness relation  $\sum_{i=1}^r \Pi_i^O = \mathbf{1}$  and for Eq. (B11) we have used the definition of the effective dimension  $d_{\text{eff}}$  also stated in the main text. Combining this together with Eq. (B8) yields the desired result.  $\square$

Now that we have checked the first item of our proof strategy outlined in the beginning of Sec. B, we are ready to show Theorem 1, which we restate in the following for completeness.

**Theorem 1** (Second law on average). *Let  $\rho(t)$ ,  $\omega$  and  $O$  be as defined so far. For arbitrary  $\varepsilon > 0$  and  $T > 0$ , the following inequality holds:*

$$\left\langle |S_{\text{Sh}}^O[\rho(t)] - S_{\text{Sh}}^O[\omega]| \right\rangle_T \leq \log(1+r)\eta_{\varepsilon, T} + H_2[\eta_{\varepsilon, T}], \quad (\text{11})$$

so long as  $\eta_{\varepsilon, T} < 1/2$ . The function  $H_2[x] := -x \log x - (1-x) \log(1-x)$  is the binary entropy and  $\eta_{\varepsilon, T}$  is defined as in Eq. (10).

*Proof.* We subdivide the proof of this statement into two steps: (1) We express the left-hand side of Eq. (11) in terms of population differences, giving us a bound on the entropy difference on average expressed as a function of the average difference in populations between  $\rho(t)$  and the infinite-time averaged state  $\omega$ . (2) Then, we use the result from Lemma 2, which we can then insert into the bound found in the first step, finalizing the proof of this Proposition.

*Step (1).* We start by using the continuity bound for the Shannon entropy derived in [40] which states that

$$|S_{\text{Sh}}[\vec{p}] - S_{\text{Sh}}[\vec{q}]| \leq \log(r-1)\|\vec{\vartheta}\|_1 + H\left[\|\vec{\vartheta}\|_1\right], \quad (\text{B12})$$

for all  $r$ -dimensional probability vectors  $\vec{p}$  and  $\vec{q}$ , with  $\vec{\vartheta} = \vec{p} - \vec{q}$ , and  $S_{\text{Sh}}[\vec{p}] = -\sum_{i=1}^r p_i \log p_i$  the Shannon entropy. Here, the 1-norm is defined as in the main text,

$$\|\vec{\vartheta}\|_1 = \frac{1}{2} \sum_{i=1}^r |\vartheta_i|, \quad (\text{B13})$$

where we highlight the factor  $\frac{1}{2}$ , and  $H$  is again the binary entropy. By taking  $\vec{p}(t)$  as the first vector and  $\vec{q} := \vec{p}_\omega$  as the second one, we may now apply the continuity bound from Eq. (B12) to the Shannon entropies from the Lemma, with  $\vartheta(t) = \vec{p}(t) - \vec{p}_\omega$ . Averaging preserves inequalities, and consequentially, we find that

$$\left\langle |S_{\text{Sh}}^O[\rho(t)] - S_{\text{Sh}}^O[\omega]| \right\rangle_T = \left\langle |S_{\text{Sh}}[\vec{p}(t)] - S_{\text{Sh}}[\vec{p}_\omega]| \right\rangle_T \quad (\text{B14})$$

$$\leq \log(r-1)\langle \|\vec{\vartheta}\|_1 \rangle_T + \langle H_2[\|\vec{\vartheta}\|_1] \rangle_T. \quad (\text{B15})$$

Now, we use that the binary entropy  $H$  is concave, which allows us to apply Jensen's inequality once again,

$$\langle H_2[\|\vec{\vartheta}\|_1] \rangle_T \leq H_2[\langle \|\vec{\vartheta}\|_1 \rangle_T], \quad (\text{B16})$$

finding an upper bound of the average binary entropy. Thereby, we conclude the first step which relates the average difference of Shannon entropies to an average of the differences in the populations,

$$\left\langle |S_{\text{Sh}}^O[\rho(t)] - S_{\text{Sh}}^O[\omega]| \right\rangle_T \leq \log(r-1)\langle \|\vec{\vartheta}\|_1 \rangle_T + H_2[\langle \|\vec{\vartheta}\|_1 \rangle_T]. \quad (\text{B17})$$

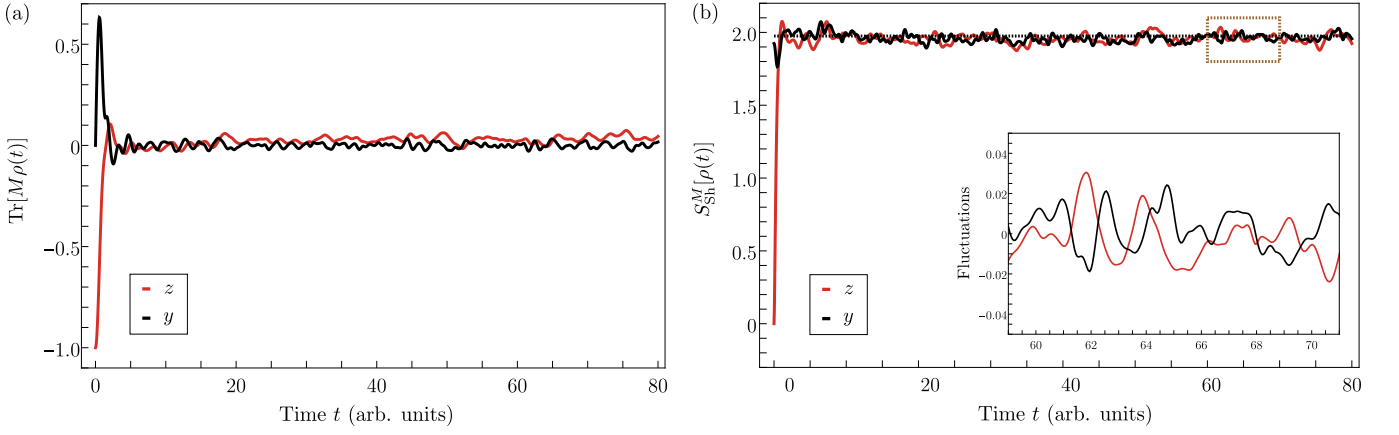


Figure 3. For two observables, the bulk magnetization  $M_z$  in the  $z$ -direction and the bulk magnetization  $M_y$  in the  $y$ -direction, the expectation values (panel (a)) and the Shannon entropy (panel (b)) are plotted as functions of time, for a spin chain of length 11, for the same initial state and Hamiltonian as in the main text. The inset in panel (b) shows the relative fluctuations at late times, as the equivalent inset in Fig. 1(b) does. We see that being initially in a low-entropy state with respect to the  $z$ -magnetization here means to be in a high-entropy state with respect to the  $y$ -magnetization, and in the transient regime the  $y$ -magnetization first fluctuates strongly compared to the late time fluctuations (see panel (a)) and as a result, the Shannon entropy also initially fluctuates to a lower-than-equilibrium value, as seen for short times in panel (b).

*Step (2).* Recalling that the binary entropy  $H_2[x]$  is monotonously growing for  $x \in [0, 1/2]$  allows us to insert the inequality from Lemma 2,  $\langle \|\vec{\vartheta}\|_1 \rangle_T \leq \eta_{\varepsilon, T}$  into the result from the first step (B17). We find,

$$\langle |S_{\text{Sh}}^O[\rho(t)] - S_{\text{Sh}}^O[\omega]| \rangle_T \leq \log(r-1)\eta_{\varepsilon, T} + H[\eta_{\varepsilon, T}]. \quad (\text{B18})$$

One subtle point is that the binary entropy grows monotonously only for  $x \in [0, 1/2]$ , hence, the result only holds for values  $0 < \eta_{\varepsilon, T} \leq 1/2$ . This is not restrictive for two reasons: first, by replacing  $H(x)$  with  $\log 2$  for arguments greater than  $1/2$  the result holds for all values of  $\eta_{\varepsilon, T}$  and secondly, if  $\eta_{\varepsilon, T} > 1/2$ , we are anyways in a regime where the bound is not tight – i.e.  $\log r$  is the maximum Shannon observable entropy attainable, and in the regime of relatively large  $\eta_{\varepsilon, T} > 1/2$ , the difference between  $S_{\text{Sh}}^O[\rho(t)]$  and  $S_{\text{Sh}}^O[\omega]$  is of the order of the entropies themselves. Since this technicality does not affect the qualitative result in the relevant limit of  $d_{\text{eff}} \gg r$  of equilibration, we have forgone detailing it in the main text. This concludes the proof of the Theorem.  $\square$

We now continue towards the bound for the observational entropy as introduced in Sec. A 2. The strategy for proving this result is related to that of Theorem 1, again relying on Lemma 2, however, there are a few subtleties that come from the differences between the Shannon observable entropy and the observational entropy.

**Proposition 2** (Observational entropy bound). *Consider  $\rho(t)$ ,  $\omega$  and  $O$  be as in Theorem 1. For any  $\varepsilon > 0$  and  $T > 0$ , the observational entropy with respect to  $O$  satisfies*

$$\langle |S_{\text{Obs}}^O[\rho(t)] - S_{\text{Obs}}^O[\omega]| \rangle_T \leq \log(d)\eta_{\varepsilon, T} + g(\eta_{\varepsilon, T}), \quad (\text{A17})$$

where  $g(x) = -x \log(x) + (1+x) \log(1+x)$ , with  $\eta_{\varepsilon, T}$  as defined for Eq. (10).

*Proof.* Considering the observational entropy continuity bound derived in Theorem 6 of Ref. [64], with respect to the observable  $O$ , of two states  $\rho$  and  $\sigma$

$$|S_{\text{Obs}}^O[\rho] - S_{\text{Obs}}^O[\sigma]| \leq g\left(\frac{1}{2}\|\rho - \sigma\|_1\right) + \frac{1}{2}\|\rho - \sigma\|_1 \log(d), \quad (\text{B19})$$

where  $g(x) = -x \log(x) + (1+x) \log(1+x)$  and  $d$  is the dimension of the Hilbert space  $\mathcal{H}$  of  $\rho$  and  $\sigma$ . On the other hand, it is important to notice that the observational entropy of a given  $\rho$  is equal to the observational entropy of the coarse-grained state  $\rho^{\text{cg}} = \sum_{i=1}^r \text{Tr}[\Pi_i^O \rho] \frac{\Pi_i^O}{V_i}$ , with respect to a given observable  $O = \sum_{i=1}^r O_i \Pi_i^O$ ,

$$S_{\text{Obs}}^O[\rho] = S_{\text{Obs}}^O[\rho^{\text{cg}}]. \quad (\text{B20})$$



Considering  $\rho = \rho(t)$  and  $\sigma = \omega$ , it is possible to define two probability vectors with elements  $\tilde{p}_i(t) = \text{Tr}[\Pi_i \rho(t)]/V_i$  and  $\tilde{p}_{\omega,i} = \text{Tr}[\Pi_i \omega]/V_i$ . In this case, the trace distance between the coarse-grained states is

$$\|\rho(t)^{\text{cg}} - \omega^{\text{cg}}\|_1 = \sum_i \|\tilde{p}_i(t) - \tilde{p}_{\omega,i}\|_1 |V_i| = \sum_i |\text{Tr}[\Pi_i \rho(t)] - \text{Tr}[\Pi_i \omega]| = \sum_i |p_i(t) - p_{\omega,i}|. \quad (\text{B21})$$

By Lemma 2, the time average of the trace distance between the coarse-grain states for a given  $\epsilon \geq 0$  and  $T \geq 0$  is bounded as

$$\left\langle \|\rho(t)^{\text{cg}} - \omega^{\text{cg}}\|_1 \right\rangle \leq \eta_{\epsilon,T}. \quad (\text{B22})$$

From the time average of the continuity bound on Eq. (B19), and by considering Eq. (B20) and (B22), we obtain

$$\left\langle |S_{\text{Obs}}^O[\rho(t)] - S_{\text{Obs}}^O[\omega]| \right\rangle_T = \left\langle |S_{\text{Obs}}^O[\rho(t)^{\text{cg}}] - S_{\text{Obs}}^O[\omega^{\text{cg}}]| \right\rangle_T \leq \log(d)\eta_{\epsilon,T} + \left\langle g\left(\frac{\|\rho(t)^{\text{cg}} - \omega^{\text{cg}}\|_1}{2}\right) \right\rangle_T, \quad (\text{B23})$$

$$\leq \log(d)\eta_{\epsilon,T} + g\left(\frac{\left\langle \|\rho(t)^{\text{cg}} - \omega^{\text{cg}}\|_1 \right\rangle_T}{2}\right) \quad (\text{B24})$$

$$\leq \log(d)\eta_{\epsilon,T} + g(\eta_{\epsilon,T}), \quad (\text{B25})$$

where in the second and third lines, we use the concavity and monotonicity of  $g(x) = -x \log x + (1+x) \log(1+x)$ , proving the statement.  $\square$

## 2. Proofs for fluctuation theorems

Here we provide a proof for the fluctuation bounds for the Shannon observable entropy (Cor. 1), which can also by straightforward analogy serve as the proof of Cor. 2 concerning the fluctuations of the observational entropy.

**Corollary 1** (Shannon entropy fluctuations). *Let  $\rho(t)$ ,  $\omega$  and  $O$  be as before. If  $t \in \mathbb{R}_{\geq 0}$  is sampled uniformly at random, we have*

$$P\left[|S_{\text{Sh}}^O[\rho(t)] - S_{\text{Sh}}^O[\omega]| \geq \sqrt{\delta}\right] \leq \sqrt{\delta}, \quad (\text{13})$$

where  $\delta = \delta(r, d_{\text{eff}})$  is given by

$$\delta(r, d_{\text{eff}}) = \frac{\log(1+r)}{2} \sqrt{\frac{r}{d_{\text{eff}}}} + H_2\left[\frac{1}{2} \sqrt{\frac{r}{d_{\text{eff}}}}\right], \quad (\text{14})$$

with  $H_2(\cdot)$  the binary entropy, as in Theorem 1.

*Proof.* We provide additional details for the proof of Cor. 1 by showing a simple proof for the generalized Chebyshev inequality, which we recall here for completeness:

$$P[X \geq \kappa] \leq \frac{E[g(X)]}{g(\kappa)}. \quad (\text{B26})$$

We can re-write the probability as an integral over the corresponding measure-space  $\Omega$  with measure  $\mu$ ,

$$P[X \geq \kappa] = \int_{\Omega} \mathbb{1}_{\{X \geq \kappa\}} d\mu, \quad (\text{B27})$$

with  $\mathbb{1}_{\{X \geq \kappa\}}$  being the characteristic function of the pre-image of  $\{X \geq \kappa\} \subseteq \Omega$ . Because  $g$  is monotonously increasing and  $g(\kappa) > 0$  by assumption, we have  $\mathbb{1}_{\{X \geq \kappa\}} \leq g(X)/g(\kappa)$  everywhere. From this, it follows that

$$\int_{\Omega} \mathbb{1}_{\{X \geq \kappa\}} d\mu \leq \frac{1}{g(\kappa)} \int_{\Omega} g(X) d\mu = \frac{E[g(X)]}{g(\kappa)}, \quad (\text{B28})$$

which is the Chebyshev inequality as claimed. For our purposes, the measure space is  $\Omega = \mathbb{R}_{\geq 0}$  and the random variable  $X$  is given by the mapping

$$t \mapsto X := |S_{\text{Sh}}^O[\rho(t)] - S_{\text{Sh}}^O[\omega]|. \quad (\text{B29})$$

The measure  $\mu$  can be taken to be a uniform distribution over the interval  $[0, T]$  for which we can take the limit  $T \rightarrow \infty$ . This results in the expectation value

$$E[X] = \log(1+r) \frac{r}{2\sqrt{d_{\text{eff}}}} + H \left[ \frac{r}{2\sqrt{d_{\text{eff}}}} \right] =: \delta, \quad (\text{B30})$$

as a direct consequence of Prop. 1. Setting  $\kappa := \sqrt{\delta}$  yields

$$P[X \geq \sqrt{\delta}] \leq \frac{\delta}{\sqrt{\delta}} = \sqrt{\delta}, \quad (\text{B31})$$

which completes the proof as claimed in the main text.  $\square$

### 3. Replacing projective observables with POVMs

So far, we have discussed observable-relative notions of entropy. Instead of looking at an observable corresponding to the operator  $O = \sum_{i=1}^r O_i \Pi_i^O$  and defining the measurement outcomes relative to  $O$ , we can instead work with the more general notion of a positive operator-valued measure (POVM) [59]. A POVM with  $r$  outcomes is defined by a set of bounded operators  $M = (E_i)_{i=1}^r$  on the Hilbert space of our system. Collectively, the operators in the set must satisfy  $\sum_{i=1}^r E_i = \mathbf{1}$ . The outcome of a generalized measurement over  $\rho$  is  $i$  with the probability of obtaining outcome  $i$  given by  $p_i = \text{Tr}[E_i \rho]$ . Therefore, we can generalize the Shannon observable entropy to a POVM using the following expression

$$S_{\text{Sh}}^M[\rho] = - \sum_{i=1}^r p_i \log p_i, \quad \text{with } p_i := \text{Tr}[E_i \rho], \quad (\text{B32})$$

defined analogously to the Shannon entropy of the probability vector  $\vec{p} = (p_1, \dots, p_r)$  relative to the POVM  $M$ . The physical interpretation remains the same for this entropy as for the notion defined relative to an observable; the entropy  $S_{\text{Sh}}^M[\rho]$  is a measure of the information relative to  $M$  that one gains by performing a measurement. Similarly, the observational entropy can also be generalized using

$$S_{\text{Obs}}^M[\rho] = - \sum_{i=1}^r p_i \log \frac{p_i}{V_i}, \quad \text{with } p_i := \text{Tr}[E_i \rho], \quad V_i = \text{Tr}[E_i], \quad (\text{B33})$$

where  $V_i$  is the generalized number of microstates compatible with the outcome  $i$  of the measurement  $M$ . The condition  $\sum_{i=1}^r E_i = \mathbf{1}$  ensures that  $\sum_{i=1}^r V_i = \dim \mathcal{H}$  equals the total number of microstates of the system, i.e. the dimension of the Hilbert space on which  $\rho$  is defined.

In the main text we looked at how the entropy of  $\rho(t)$  relative to an observable  $O$  compares to the entropy of  $\omega$  (relative to the same observable  $O$ ). We wish to generalize these statements to the case where the entropy is now defined relative to the POVM  $M$  in question. Since our main results Theorem 1, Prop. 2 and Cor. 1 all follow from the asymptotic closeness of the population vector  $\vec{p}(t)$  to the equilibrium populations  $\vec{p}_{\infty}$ , what must be shown is that for a more general POVM  $M$ , the two population vectors are also close for most times. It turns out that Lemma 2 also generalizes to the case of POVMs:

**Lemma 3** (POVM population equilibration). *Let  $M = (E_i)_{i=1}^r$  be a POVM with  $r$  outcomes, and let  $\rho(t)$  be the unitary time evolution of some initial state  $\rho_0$  with respect to the Hamiltonian  $H$ . Let  $\vec{p}(t)$  and  $\vec{p}_{\omega}$  be defined with respect to  $M$  with entries  $p_i = \text{Tr}[E_i \rho]$ . Furthermore, take  $\varepsilon > 0$  and  $T > 0$  to be arbitrary, then,*

$$\langle \|\vec{p}(t) - \vec{p}_{\omega}\|_1 \rangle_T \leq \frac{1}{2} \sqrt{\frac{r}{d_{\text{eff}}}} f(\varepsilon, T) =: \eta_{\varepsilon, T}, \quad (\text{B34})$$

where the constant  $\eta_{\varepsilon, T}$  is defined with  $f(\varepsilon, T)$  as in Eq. (7) of the main text.

*Proof.* The proof is similar to that of Lemma 2, with the difference that while for projectors we can use the fact that  $\Pi_i^2 = \Pi_i$ , this is generally not the case for a POVM:  $E_i^2 \neq E_i$ . Therefore, we have to replace Eq. (B9) with

$$\left\langle \|\vec{p}(t) - \vec{p}_\omega\|_2^2 \right\rangle_T \leq f(\varepsilon, T) \sum_{i=1}^r \text{Tr} [E_i^2 \omega^2], \quad (\text{B35})$$

where we have already used the hermiticity of the POVM elements  $E_i^\dagger = E_i$ . Furthermore, we can split

$$\text{Tr} [E_i^2 \omega^2] = \text{Tr} [E_i \sigma_i] \text{Tr} [E_i \omega^2], \quad (\text{B36})$$

where we defined  $\sigma_i = (M_i \omega^2 M_i) / \text{Tr} [E_i \omega^2]$  as the post-measurement state, with  $M_i = \sqrt{E_i}$  the measurement operator associated to the POVM element  $E_i$ . Then, we can use that  $\text{Tr} [E_i \sigma_i] \leq 1$  (since they are probabilities) to arrive the desired result, as in Eq. (B11),

$$\left\langle \|\vec{p}(t) - \vec{p}_\omega\|_2^2 \right\rangle_T \leq f(\varepsilon, T) \sum_{i=1}^r \text{Tr} [E_i \omega^2] = \frac{f(\varepsilon, T)}{d_{\text{eff}}}, \quad (\text{B37})$$

again making use of the completeness relation  $\sum_{i=1}^r E_i = \mathbf{1}$ .  $\square$

As a consequence, the resulting inequalities from Theorem 1 for the Shannon entropy  $S_{\text{Sh}}^M$  and from Prop. 2 for the observational entropy  $S_{\text{Obs}}^M$  also follow for the POVM  $M$ . For the Shannon entropy bound, one can directly use Lemma 3 instead of Lemma 2 to prove the statement. On the other hand, for the observational entropy, the proof has to be modified such that the coarse-grained state is defined with respect to the general POVM elements in  $M$ , instead of using the definition with respect to the orthonormal projectors that we have for an observable  $O$ . To be precise, for some quantum state  $\rho$  we define the coarse-grained version as

$$\rho^{\text{cg}} = \sum_{i=1}^r \text{Tr} [E_i \rho] \frac{E_i}{V_i}, \quad (\text{B38})$$

where  $V_i = \text{Tr} [E_i]$  as before. This also gives us a well-defined quantum state [38], and the remaining proof of Prop. 2 is exactly analogous as for the case of observables. A useful consequence of this generalization is that with a POVM one can model measurements which are coarse-grained in the sense that they can be used to model measurements which do not perfectly distinguish some states.

### Appendix C: Details of the numerical model used

Here, we describe in more detail the model used to generate the numerical results in Figs. 1, 2 and 3. The model used is given in Ref. [41] with the Hamiltonian

$$H = \sum_{i=1}^N g \sigma_x^{(i)} + \sum_{i=2}^{N-1} h \sigma_z^{(i)} + (h - J) \left( \sigma_z^{(1)} + \sigma_z^{(N)} \right) + \sum_{i=1}^{N-1} J \sigma_z^{(i)} \sigma_z^{(i+1)}, \quad (\text{C1})$$

where  $\sigma_x^{(i)}$  and  $\sigma_z^{(i)}$  are the Pauli operators acting on the spin on site  $i$ . The number  $N$  is the total number of spins in the chain, and the remaining constants have been chosen as in Ref. [41] to be  $h = (\sqrt{5} + 1)/4 = 0.8090\dots$ ,  $g = (\sqrt{5} + 5)/8 = 0.9045\dots$  and  $J = 1$  (recalling that  $\hbar = 1$  as always). The initial state used in the generation of all plots is  $|\downarrow \dots \downarrow\rangle$ , with each spin assigned a random phase. The observable  $M_y$  is defined analogously to  $M_z$ :  $M_y = \frac{1}{N} \sum_{i=1}^N \sigma_y^{(i)}$ . The time evolution of the initial state was calculated by exact diagonalization of the Hamiltonian to construct a time-evolution unitary separately at each time step. The Python code used to generate the data is available upon request. The time-averaging in Fig. 1(c) was performed numerically using Mathematica's Interpolation and NIntegrate functions, and the exponential fitting in Fig. 1(d) was performed using Mathematica's NonLinearModelFit function.