

Polynomial Bounds of CFLOBDDs against BDDs

XUSHENG ZHI, University of Wisconsin-Madison, USA and Peking University, China
THOMAS REPS, University of Wisconsin-Madison, USA

Binary Decision Diagrams (BDDs) are widely used for the representation of Boolean functions. Context-Free-Language Ordered Decision Diagrams (CFLOBDDs) are a plug-compatible replacement for BDDs—roughly, they are BDDs augmented with a certain form of procedure call. A natural question to ask is, “For a given Boolean function f , what is the relationship between the size of a BDD for f and the size of a CFLOBDD for f ?” Sistla et al. established that, in the *best case*, the CFLOBDD for a function f can be exponentially smaller than any BDD for f (regardless of what variable ordering is used in the BDD); however, they did not give a *worst-case bound*—i.e., they left open the question, “Is there a family of functions $\{f_i\}$ for which the size of a CFLOBDD for f_i must be substantially larger than a BDD for f_i ?” For instance, it could be that there is a family of functions for which the BDDs are exponentially more succinct than any corresponding CFLOBDDs.

This paper studies such questions, and answers the second question posed above in the negative. In particular, we show that by using the same variable ordering in the CFLOBDD that is used in the BDD, the size of a CFLOBDD for any function f cannot be far worse than the size of the BDD for f . The bound that relates their sizes is polynomial:

If BDD B for function f is of size $|B|$ and uses variable ordering Ord , then the size of the CFLOBDD C for f that also uses Ord is bounded by $O(|B|^3)$.

The paper also shows that the bound is tight: there is a family of functions for which $|C|$ grows as $\Omega(|B|^3)$.

Additional Key Words and Phrases: Decision diagram, relative-size bound

1 INTRODUCTION

Binary Decision Diagrams (BDDs) are commonly used to represent Boolean functions, offering a compressed representation of decision trees. Context-Free-Language Ordered Binary Decision Diagrams (CFLOBDDs) are essentially a plug-compatible alternative to BDDs, but based on a different function-decomposition principle. Whereas a BDD can be considered to be a special form of bounded-size, branching, but non-looping program, a CFLOBDD can be considered to be a bounded-size, branching, but non-looping program in which a certain form of *procedure call* is permitted. CFLOBDDs share many good properties of BDDs, but—in the best case—the CFLOBDD for a Boolean function can have a double-exponential reduction in size compared to the corresponding decision tree.

It is natural to ask how the sizes of the BDD and CFLOBDD for a given function compare. Sistla et al. [11, §8] established that in the best case, the CFLOBDD for a function f can be exponentially smaller than any BDD for f (regardless of what variable ordering is used in the BDD); however, they do not give a bound in the opposite direction (i.e., a bound on CFLOBDD size as a function of BDD size, for all BDDs). They spell out two possibilities as follows [11, §8]:

Some definitions and explanatory material in §2 and Appendix A are taken from Sistla et al. [11].

Authors’ addresses: Xusheng Zhi, University of Wisconsin-Madison, USA and Peking University, China, xusheng142@gmail.com; Thomas Reps, University of Wisconsin-Madison, USA, reps@cs.wisc.edu.

Permission to make digital or hard copies of all or part of this work for personal or classroom use is granted without fee provided that copies are not made or distributed for profit or commercial advantage and that copies bear this notice and the full citation on the first page. Copyrights for components of this work owned by others than ACM must be honored. Abstracting with credit is permitted. To copy otherwise, or republish, to post on servers or to redistribute to lists, requires prior specific permission and/or a fee. Request permissions from permissions@acm.org.

© 2024 Association for Computing Machinery.

XXXX-XXXX/2024/6-ART \$15.00

<https://doi.org/10.1145/nnnnnnn.nnnnnnn>

It could be that there are families of functions for which BDDs are exponentially more succinct than any corresponding CFLOBDD; however, it could also be that for every BDD there is a corresponding CFLOBDD no more than, say, a polynomial factor larger.

In this paper, somewhat surprisingly, we establish that for every BDD, the size of the corresponding CFLOBDD is at most a polynomial function of the BDD's size:

If BDD B for function f is of size $|B|$ and uses variable ordering Ord , then the size of the CFLOBDD C for f that also uses Ord is bounded by $O(|B|^3)$.

Moreover, in §5 we show that this bound is tight (i.e., asymptotically optimal) by constructing a family of functions for which $|C|$ grows as $\Omega(|B|^3)$.

Organization. §2 reviews the basic definitions of BDDs and CFLOBDDs, and presents the issue of “3/4-depth duplication” in CFLOBDDs. §3 establishes some structural relationships between BDDs and CFLOBDDs. §4 presents upper bounds on the number of groupings, vertices, and edges in a CFLOBDD as a function of the size of the corresponding BDD. §5 gives tight instances for the three bounds. §6 concludes.

2 BACKGROUND AND TERMINOLOGY

This section reviews BDDs (§2.1) and CFLOBDDs (§2.2), introduces some terminology conventions used in the paper (§2.3), and presents the “3/4-depth duplication” problem of CFLOBDDs (§2.4).

2.1 Binary Decision Diagrams

Binary Decision Diagrams (BDDs) are commonly used to represent Boolean-valued and non-Boolean-valued functions over Boolean arguments (i.e., $\{0, 1\}^n \rightarrow \{0, 1\}$ and $\{0, 1\}^n \rightarrow V$, respectively, for some value domain V). BDDs are directed acyclic graphs (DAGs) in which maximal sub-DAGs are shared. An Ordered BDD (OBDD) is a BDD in which the same variable ordering is imposed on the Boolean variables, and can thus be thought of as a compressed decision tree. In an OBDD, a node m_1 can have the same node m_2 as its false-successor and its true-successor, in which case m_1 is called a *don't-care node*. In a Reduced Ordered BDD (ROBDD), all don't-care nodes are removed by repeatedly applying a ply-skipping transformation so that for each node m , its false-successor and true-successor are different nodes. An OBDD in which don't-care nodes are *not* removed (i.e., plies are never skipped) is sometimes called a *quasi-reduced OBDD* [14, p. 51]. An ROBDD with non-binary-valued terminals is called a Multi-Terminal BDD (MTBDD) [4, 5] or an Algebraic Decision Diagram (ADD) [2]. A quasi-reduced-OBDD with non-binary-valued terminals could be called a quasi-reduced MTBDD.

If B is a (Boolean or Multi-Terminal) OBDD/ROBDD, there are two natural quantities for expressing the cost of a problem that involves B , namely,

- the *size* of B , denoted by $|B|$, which is the number of nodes (or edges) in B , and
- n , the number of Boolean variables over which B is interpreted.

The size of a quasi-reduced OBDD is at most a factor of $n+1$ larger than the size of the corresponding ROBDD [14, Thm. 3.2.3].

In this paper, we establish bounds on the size of a CFLOBDD C in terms of the size of the corresponding quasi-reduced OBDD B . Thus, if the bound is $O(h(|B|))$, the bound with respect to ROBDDs is $O(h(n|B|))$ —e.g., an $O(|B|^3)$ bound with respect to quasi-reduced OBDDs becomes an $O(n^3|B|^3)$ bound with respect to ROBDDs. We will refer to quasi-reduced OBDDs and quasi-reduced MTBDDs generically as BDDs from hereon.

The interpretation of a BDD with respect to a given assignment to the Boolean variables is the same as the process of determining whether a given string is accepted by a deterministic finite-state

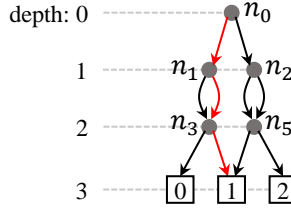


Fig. 1. The BDD for $f_0 = \lambda b_0, b_1, b_2 . (if\ b_0\ then\ 1\ else\ 0) + (if\ b_2\ then\ 1\ else\ 0)$.

automaton. We start from the root node; for each successive variable, we choose a successor of the current node based on whether the variable’s value in the assignment is 0 or 1.

After interpreting all the variables, we arrive at a leaf node (also known as a value node or terminal node). The value in that leaf node is the result of the interpretation.

Example 2.1. Let $f_0(b_0, b_1, b_2) \stackrel{\text{def}}{=} (if\ b_0\ then\ 1\ else\ 0) + (if\ b_2\ then\ 1\ else\ 0)$. The BDD for f_0 is shown in Figure 1. Following the conventions used in [3], we depict the non-terminal nodes as circles and the leaf nodes as squares. Throughout the paper, the left branch is always the transition taken for 0, and the right branch is always the transition taken for 1. The path taken when interpreting $[b_0 \mapsto 0, b_1 \mapsto 1, b_2 \mapsto 1]$ is depicted in red. We obtain the value 1, which matches the result we get by putting $[b_0 \mapsto 0, b_1 \mapsto 1, b_2 \mapsto 1]$ into the definition of f_0 and simplifying.

The depth of a BDD node is defined as the distance from the root.¹ For example, in Figure 1 the depths of the nodes are indicated on the left. It is clear that the depth of a node equals the number of variables that have been interpreted when the node is reached.

Given a function $f : \{0, 1\}^n \rightarrow V$ and a partial assignment p that gives values for the first d variables, the *residual function* of f with respect to p is the function of type $\{0, 1\}^{n-d} \rightarrow V$ obtained by currying f with respect to its first d parameters and evaluating the curried f on p [7, §4.2]. An important property of BDDs is that each BDD node represents a residual function, and each different node represents a different residual function. For a BDD with n variables, a node at depth d corresponds to a residual function with $n - d$ variables. For the example in Figure 1, node n_1 represents “ $\lambda b_1, b_2 . (if\ b_2\ then\ 1\ else\ 0)$ ”; node n_5 represents “ $\lambda b_2 . (if\ b_2\ then\ 2\ else\ 1)$ ”; each leaf node represents a constant value, which can be viewed as a function of zero Boolean variables.

2.2 Context-Free-Language Ordered Binary Decision Diagrams

Context-Free-Language Ordered Binary Decision Diagrams (CFLOBDDs) are decision diagrams that employ a certain form of procedure call. Whereas a BDD can be thought of as an acyclic finite-state machine (modulo ply-skipping in the case of ROBDDs), a CFLOBDD is a particular kind of *single-entry, multi-exit, non-recursive, hierarchical finite-state machine* (HFSM) [1]. We will introduce CFLOBDDs using as an example the function $f_1(b_0, b_1) \stackrel{\text{def}}{=} (if\ (b_0 \wedge \neg b_1)\ then\ 7\ else\ 5)$. The CFLOBDD for f_1 is shown in Figure 2.

The formal definition of CFLOBDDs contains two parts: the definition of the basic structure of CFLOBDDs is given below in Definition 2.2; Definition A.1 imposes some additional structural invariants. Where necessary, we distinguish between *mock-CFLOBDDs* (Definition 2.2) and *CFLOBDDs* (Definition A.1), although we typically drop the qualifier “mock-” when there is little danger of confusion. Figure 2(b) illustrates Definition 2.2 for the CFLOBDD that represents f_1 .

¹In some other papers, the “depth” of a node is called the “ply” at which the node occurs in the BDD.

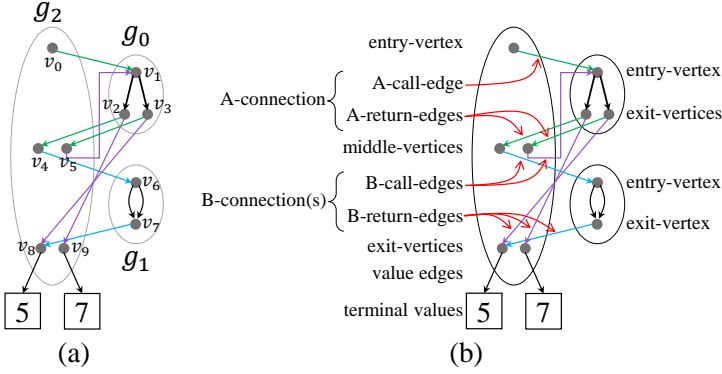


Fig. 2. The CFLOBDD for $f_1 \stackrel{\text{def}}{=} \lambda b_0, b_1 . (\text{if } (b_0 \wedge \neg b_1) \text{ then } 7 \text{ else } 5)$.

Definition 2.2 (Mock-CFLOBDD). A *mock-CFLOBDD* at level k is a hierarchical structure made up of some number of *groupings* (depicted as large ovals in the diagrams throughout the paper), of which there is one grouping at level k , and at least one at each level $0, 1, \dots, k - 1$. The grouping at level k is the *head* of the mock-CFLOBDD. A grouping is a collection of vertices (depicted as black dots) and edges to other groupings (depicted as arrows).

- Each grouping g at level $0 \leq l \leq k$ has a unique *entry vertex*, which is disjoint from g 's non-empty set of *exit vertices*.
- If $l = 0$, g is either a *fork grouping* (g_0 in Figure 2(a)) or a *don't-care grouping* (g_1 in Figure 2(a)). The entry vertex of a level-0 grouping corresponds to a decision point: left branches are for F (or 0); right branches are for T (or 1). A don't-care grouping has a single exit vertex, and the edges for the left and right branches both connect the entry vertex to the exit vertex. A fork grouping has two exit vertices: the entry vertex's left and right branches connect the entry vertex to the first and second exit vertices, respectively.
- If $l \geq 1$, g has a further disjoint set of *middle vertices*. We assume that both the middle vertices and the exit vertices are associated with some fixed, known total order (i.e., the sets of middle vertices and exit vertices could each be stored in an array). Moreover, g has an *A-call edge* that, from g 's entry vertex, "calls" a level- $(l-1)$ grouping a , along with a set of matching *return edges*; each return edge from a connects one of the exit vertices of a to one of the middle vertices of g . In addition, for each middle vertex m_j , g has a *B-call edge* that "calls" a level- $(l-1)$ grouping b_j , along with a set of matching *return edges*; each return edge from b_j connects one of the exit vertices of b_j to one of the exit vertices of g .

We call g 's A-call edge, along with the set of matching A-return edges, an *A-connection*; we call each of g 's B-call edges, along with its respective set of matching B-return edges, a *B-connection*.² In other words, a grouping g at level $l \geq 1$ has an A-connection that represents a call to (and return from) a level- $(l-1)$ grouping a ; for each middle vertex m_j , g has a B-connection that represents a call to (and return from) a level- $(l-1)$ grouping b_j . In diagrams in the paper, we depict the different connections in different colors when there is a need to make a distinction.

- If $l = k$, g additionally has a set of *value edges* that connect each exit vertex of g to a *terminal value*.

²The terminology used in this paper differs slightly from that in [11]. Here, the term "connection" refers to a call edge and the matching return edges as a whole, whereas "connection(-edge)" in [11] refers only to the call edge.

A *proto-(mock-)CFLOBDD* is a (mock-)CFLOBDD without the value edges and terminal values. In other words, each grouping in a (mock-)CFLOBDD is the head of a proto-(mock-)CFLOBDD; the proto-(mock-)CFLOBDD of the level- k grouping, together with the set of value edges and terminal values, forms a (mock-)CFLOBDD. The proto-(mock-)CFLOBDDs form an inductive structure, and we can make inductive arguments about them (see [11, Section 3.3.3]).

The interpretation of an assignment in a CFLOBDD is with respect to a path that obeys the following principle:

Matched-Path Principle. *When a path follows an edge that returns to level i from level $i - 1$, it must follow an edge that matches the closest preceding edge from level i to level $i - 1$.*

Example 2.3. The matched path in the CFLOBDD for f_1 that corresponds to the assignment $[x_0 \mapsto 0, x_1 \mapsto 1]$ is as follows:

$$v_0 \xrightarrow{\text{call } g_0} v_1 \xrightarrow{x_0 \mapsto 0} v_2 \xrightarrow{\text{ret}} v_4 \xrightarrow{\text{call } g_1} v_6 \xrightarrow{x_1 \mapsto 1} v_7 \xrightarrow{\text{ret}} v_8 \xrightarrow{\text{value-edge}} 5.$$

The matched path that corresponds to the assignment $[x_0 \mapsto 1, x_1 \mapsto 0]$ is as follows:

$$v_0 \xrightarrow{\text{call } g_0} v_1 \xrightarrow{x_0 \mapsto 1} v_3 \xrightarrow{\text{ret}} v_5 \xrightarrow{\text{call } g_0} v_1 \xrightarrow{x_1 \mapsto 0} v_2 \xrightarrow{\text{ret}} v_9 \xrightarrow{\text{value-edge}} 7.$$

Note that the two paths take different return edges after they reach v_2 . In the first path, g_0 was called along the green edge ($v_0 \rightarrow v_1$), so the path must continue along the green edge ($v_2 \rightarrow v_4$) when returning; in the second path, the second call on g_0 was along the purple edge ($v_5 \rightarrow v_1$), so it must continue along the purple edge ($v_2 \rightarrow v_9$) when returning.

Example 2.3 also illustrates that the level-0 groupings interpret *different variables at different places in a matched path*, in accordance with the following principle:

Contextual-Interpretation Principle. *A level-0 grouping is not associated with a specific Boolean variable. Instead, the variable that a level-0 grouping refers to is determined by context: the n^{th} level-0 grouping visited along a matched path is used to interpret the n^{th} Boolean variable.*

For instance, in the second of the two paths listed above, g_0 is called twice: the first time to interpret $[x_0 \mapsto 1]$; the second time to interpret $[x_1 \mapsto 0]$.

We can characterize the matched path used to interpret an assignment from the standpoint of each “step” taken along the path, which will be used frequently in the proofs given later in the paper. Let $C(f)$ be a CFLOBDD with maximum level k , and α be an assignment to the Boolean variables $x_0, x_1, \dots, x_{2^k-1}$.

A matched path starts from the entry vertex of the outermost grouping of $C(f)$. Then, when we are in a level- l grouping g :

- (a) If we are at the entry vertex of g :
 - If $l = 0$, interpret the next Boolean variable in assignment α , and go to one of the exit vertices of g .
 - If $l > 0$, go to a level- $(l-1)$ grouping by following the A-call edge that leaves this entry vertex.
- (b) If we are at one of the middle vertices, it is guaranteed that $l > 0$ (because level-0 groupings have no middle vertices). Go to a level- $(l-1)$ grouping by following the B-call edge that leaves the current middle vertex.
- (c) If we are at one of the exit vertices:
 - If $l = k$, follow the value edge, and return the terminal value as the result of the interpretation.

- If $l < k$, return to a vertex of a level- $(l+1)$ grouping, following the return edge that *matches* the call edge used to enter g .

The length of every matched path through a level- l proto-CFLOBDD is described by the following recurrence equation:

$$L(l) = 2L(l-1) + 4 \quad L(0) = 1, \quad (1)$$

which has the solution $L(l) = 5 \times 2^l - 4$. Consequently, each matched path through a CFLOBDD is finite, and the interpretation process must always terminate.

Finally, to make sure that each Boolean function has a unique, canonical representation as a CFLOBDD, some structural invariants are enforced. The complete definition of CFLOBDDs (structural invariants included) can be found in Appendix A. When the structural invariants are respected, CFLOBDDs enjoy the following canonicity property [11, Theorem 4.3]:

THEOREM 2.4 (CANONICITY). *If C_1 and C_2 are level- k CFLOBDDs for the same Boolean function over 2^k Boolean variables, and C_1 and C_2 use the same variable ordering, then C_1 and C_2 are isomorphic.*

2.3 Terminology Conventions

In this section, we introduce the following terminological conventions:

- Let f be a function that takes 2^k Boolean parameters x_0, \dots, x_{2^k-1} . In the remainder of the paper, we refer to the BDD for f as $B(f)$ and the CFLOBDD for f as $C(f)$. If f is not specified, we refer to $B(f)$ and $C(f)$ as B and C , respectively. In addition, we will assume that the same variable ordering is used in B and C .
- We will omit the value-tuple (value-edges and the terminal values) from $|C|$. The size of that part of C is the same as the corresponding terminal elements of B . In addition, we do not count the vertices and edges in level-0 groupings in §4.2 and §4.3, respectively, because their numbers are each bounded by a constant. Because of the unique-representation property provided by hash-consing [6], there is only a single copy of a fork grouping and a single copy of a don't-care grouping. Consequently, a CFLOBDD has at most two level-0 groupings, which collectively contribute at most five vertices and three edges.
- $|B|$ refers to the size of B , which can be understood either as the number of nodes in B or as the number of edges (transitions): the two quantities are related by a constant factor.
- Let $\mathcal{D}(d) \stackrel{\text{def}}{=} |\{u \in B \mid \text{depth}[u] = d\}|$, the number of nodes at depth d in B . In particular, when $d = 2^k$, $\mathcal{D}(d)$ denotes the number of leaf nodes in B . For the BDD in Figure 1, $\mathcal{D}(1) = 2$ and $\mathcal{D}(3) = 3$.

It is clear that $|B| = \sum_{i=0}^{2^k} \mathcal{D}(i)$.

- Following the convention used in [11], we use the term “nodes” solely when referring to BDDs; for CFLOBDDs, we refer to the components inside groupings as “vertices.”
- For convenience in the counting arguments made later in the paper, we always consider call and return edges to be part of the *caller* groupings. For example, all the call and return edges in Figure 2 are considered to be part of g_2 .

2.4 The Problem of “3/4-Depth Duplication”

Consider the following issue stemming from the differences between a multi-entry decision diagram (i.e., fragments in the interior of B) and a single-entry (hierarchical) decision diagram (i.e., a proto-CFLOBDD). Let g_0 be the outermost grouping of C . If we look at the interpretation of the second half of the variables in B (in the bottom half of B), we find that it is a multi-entry finite-state machine (where the “entry” nodes are the nodes at half-height in B). In contrast, in CFLOBDDs, we will interpret the second half of the variables with some (possibly one) level- $(k-1)$ proto-CFLOBDDs,

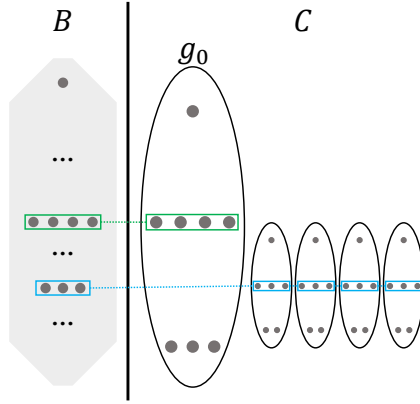


Fig. 3. An illustration of “3/4-depth duplication”

each of which is a single-entry (hierarchical) structures. If these single-entry proto-CFLOBDDs at level- $(k-1)$ cannot share with each other, the B-callees of g_0 have to be different groupings, which might lead to some duplication, as shown in Figure 3.

Intuitively, the nodes at 3/4-depth of B correspond in some way to the middle vertices of the B-callees of g_0 , but these nodes can be duplicated many times to create the middle vertices of the different level- $(k-1)$ groupings. To be able to refer to this phenomenon concisely, we call this form of duplication “3/4-depth duplication.”

Also, because our discussion of the differences between multi-entry decision diagrams and single-entry (hierarchical) decision diagrams holds true for every level, it is clear that “3/4-depth duplication” can happen for every level of a proto-CFLOBDD. What is worrisome about this phenomenon is that if such duplication *propagates* across

many/most levels of a CFLOBDD, $|C|$ might be exponentially larger than $|B|$. Thus, it is natural to be concerned about the following question:

Does “3/4-depth duplication” at one set of levels propagate to other levels?

The results presented in §3 and §4 show that 3/4-depth duplication at one set of levels does *not* propagate to other levels—and that the overall size of $C(f)$ is at most cubic in $|B|$. In §6, we will return to the question posed above to reflect on why 3/4-depth duplication does not propagate across levels.

3 STRUCTURAL RELATIONSHIPS BETWEEN B AND C

This section establishes two structural relationships between B and C . §3.1 defines a binary relation “ \triangleright ” between nodes of B and groupings of C . §3.2 proves some properties of “ \triangleright ”. Based on that, §3.3 defines a mapping Φ , which captures a key relationship between B and C .

3.1 The Binary Relation “ \triangleright ”

To establish the relationship between B and C , we start with a relation between nodes of B and vertices of C :

Definition 3.1. For a node $n \in B$ and a grouping $g \in C$, $n \triangleright g$ holds iff there is an assignment α and some j , such that:

- we reach n after interpreting $\alpha(x_0), \alpha(x_1), \dots, \alpha(x_j)$ in B , and
- we reach the entry vertex of g after the following steps:

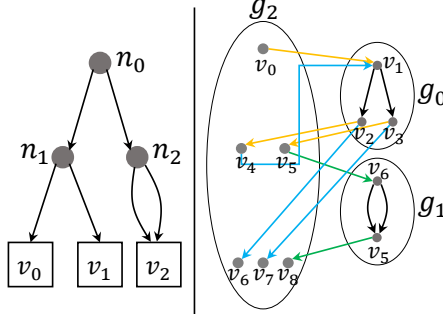


Fig. 4. The BDD (left) and the CFLOBDD (right) for the function “if($\neg x_0$) then (if($\neg x_1$) then v_0 else v_1) else v_2 .”

- (1) interpreting $\alpha(x_0), \alpha(x_1), \dots, \alpha(x_j)$ in C
- (2) following some number of return edges (possibly zero)
- (3) following some number of call edges (possibly zero), reaching the entry vertex of g .

Note that if g is not a level-0 grouping, it would be necessary to follow some additional number of call edges before reaching the level-0 grouping at which $\alpha(x_{j+1})$ would be interpreted.

Example 3.2. The BDD and the CFLOBDD for the function

$$\text{if}(\neg x_0) \text{ then } (\text{if}(\neg x_1) \text{ then } v_0 \text{ else } v_1) \text{ else } v_2$$

is shown in Figure 4. When we interpret the partial assignment $[x_0 \mapsto 0]$, we will take the path $n_0 \xrightarrow{x_0 \mapsto 0} n_1$ in B and $v_0 \xrightarrow{\text{call}} v_1 \xrightarrow{x_0 \mapsto 0} v_2 \xrightarrow{\text{ret}} v_4 \xrightarrow{\text{call}} v_1$ in C . Consequently, we have $n_1 \triangleright g_0$. In addition, via the empty partial assignment $[], n_0 \triangleright g_2$ and $n_0 \triangleright g_0$ both hold. In this sense, the relation “ \triangleright ” is many-many.

3.2 The Properties of “ \triangleright ”

We hope to associate every grouping in C with some components of B . As we now show, “ \triangleright ” covers every grouping in C , and it is strongly connected with depth-alignment in B . The following theorem formalizes these properties:

THEOREM 3.3. *Provided the nodes and groupings are “aligned” in the ways specified in (a) and (b) below, the relation \triangleright is surjective in both directions.*

- (a) For any level- l grouping g , there exists $n_0 \in B$ such that $n_0 \triangleright g$ and $\text{depth}[n_0]$ is a multiple of 2^l .
- (b) For any node n , if $\text{depth}[n]$ is a multiple of 2^l and n is not a terminal node, there exists a level- l grouping g_0 such that $n \triangleright g_0$.

PROOF. We first prove (a). We can assert that there is a partial assignment α that leads us to the entry vertex of g in C (following steps (1), (2), and (3) from Definition 3.1). There can be many such α s, but it suffices to pick any of them. We will get to some node n_0 if we interpret α in B . $n_0 \triangleright g$ obviously holds. Moreover, the depth of node n_0 must be a multiple of 2^l . To prove it, we fix l and do an induction on k . Recall that k is the maximum level of C , so it is obvious that $k \geq l$. For this induction, the base case is $k = l$ because the premises are contradictory when $k < l$. Because depth in B is defined as the number of variables read, we use the following inductive hypothesis:

For a proto-CFLOBDD with maximum level k , if we reach the entry vertex of a level- l grouping with the partial assignment $[x_0 \mapsto a_0, \dots, x_j \mapsto a_j]$, then the number of variables read ($j + 1$) is a multiple of 2^l .

The cases are shown in Figure 5. Let g_0 be the outermost grouping of C :

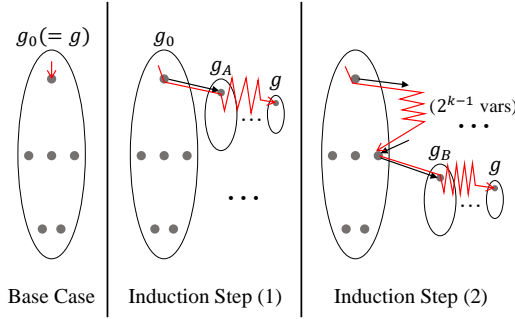


Fig. 5. The cases for the proof of Theorem 3.3. The red line stands for our path in CFLOBDD C .

Base Case: If $k = l$, then $g = g_0$; n must be the root of B . No variable has been read, and the result holds because 0 is a trivial multiple of 2^k .

Induction Step: Assume that the inductive hypothesis is true for (proto-CFLOBDDs with maximum level) $k - 1$, and now $k > l$. Our goal is to show that the induction hypothesis is true for k . There are two cases for g 's "position" in C after following the path for the partial assignment $[x_0 \mapsto a_0, \dots, x_j \mapsto a_j]$:

- (1) If we are still in the A-connection part of g_0 (that is, the path did not reach the middle vertices of g_0), all readings of the values of variables take place in the proto-CFLOBDD headed by g 's A-callee g_A , which is a proto-CFLOBDD of maximum level $k - 1$. We can draw the conclusion directly by applying the inductive hypothesis to g_A , and thus the induction hypothesis is true for k .
- (2) If we are in the B-connection part, we divide the path into two parts: the part in the A-connection (the proto-CFLOBDD headed by g_A) of g , and the part in some B-connection (a proto-CFLOBDD headed by g_B) of g . We read 2^{k-1} variables in the first part. According to the inductive hypothesis, the number of variables read in the second part is a multiple of 2^l . Because 2^{k-1} is a multiple of 2^l , their sum is a multiple of 2^l , and thus the induction hypothesis is true for k .

We next prove (b). Similar to (a), we can use the following inductive hypothesis:

For a proto-CFLOBDD with maximum level k , if j is a multiple of 2^l and $j < 2^k$, then for any partial assignment $[x_0 \mapsto a_0, \dots, x_{j-1} \mapsto a_{j-1}]$, there exists some g at level- l such that we reach the entry vertex of g after:

- (1) interpreting $\alpha(x_0), \alpha(x_1), \dots, \alpha(x_j)$ in C
- (2) following some number of return edges (possibly zero)
- (3) following some number of call edges (possibly zero)

Figure 5 also shows the cases for the proof of (b). We do an induction with the same pattern as (a). Again depth in B corresponds to the number of variables read. Let g_0 be the outermost grouping of C :

Base Case: If $k = l$, then j must equal to 0 because 0 is the only non-negative multiple of 2^l less than 2^k ($= 2^l$). Then g_0 is the grouping we are looking for—we reach the entry vertex of g_0 after interpreting 0 variables, and following no edges.

Induction Step: Assume that the inductive hypothesis is true for (proto-CFLOBDDs with maximum level) $k - 1$, and now $k > l$. Our goal is to show that the induction hypothesis is true for k . There are two cases for the value of j : $0 \leq j < 2^{k-1}$ and $2^{k-1} \leq j < 2^k$.

- (1) If $0 \leq j < 2^{k-1}$, the interpretation of $\alpha(a_0), \dots, \alpha(a_{j-1})$ takes place in the proto-CFLOBDD headed by g_0 's A-callee g_A after we move from g_0 's entry vertex to g_A 's entry vertex along a call edge. We can find the proper g by applying the inductive hypothesis to g_A .
- (2) If $2^{k-1} \leq j < 2^k$, we will “return” to a middle vertex of g_0 after interpreting $\alpha(a_0), \dots, \alpha(a_{2^k-1})$ in the proto-CFLOBDD headed by g 's A-callee. Then, we will interpret the remaining $j - 2^{k-1}$ variables ($\alpha(2^{k-1}), \dots, \alpha(j - 1)$, possibly zero) in one of g_0 's B-callees g_B . Because both j and 2^{k-1} are multiples of 2^l , $j - 2^{k-1}$ is a multiple of 2^l . Then we can apply the inductive hypothesis to g_B and find the proper g , and thus the induction hypothesis is true for k .

□

Theorem 3.3(a) shows the possibility to make a mapping from some components of B to C . To make a well-defined mapping, we also have to show that “ \triangleright ” is many-one when looked at in the right way. As we saw in Example 3.2, the “ \triangleright ” relation itself is many-many. But actually, “ \triangleright ” is many-one with the level- l fixed. To establish that many-oneness holds after fixing the level, as well as to serve counting purposes later, we need to establish correspondences among “bigger” structures in BDDs and CFLOBDDs. In a CFLOBDD, a “bigger structure” is exactly a proto-CFLOBDD [11, Def. 4.1], whereas in the corresponding BDD, a “bigger structure” is what we call a *BDDpatch*:

Definition 3.4. For a node n , $\text{BDDpatch}(u, h)$ is defined as the substructure containing node u and all descendants of u at depths $\text{depth}[u]$ to $\text{depth}[u] + h \leq 2^k$ (inclusive).

For the BDD in Figure 4, $\text{BDDpatch}(n_0, 1)$ contains nodes $\{n_0, n_1, n_2\}$ and the edges between them. $\text{BDDpatch}(n_2, 1)$ contains nodes $\{n_2, v_2\}$ and the two edges from n_2 to leaf v_2 . Note that $\text{BDDpatch}(n, h)$ can also be viewed as a BDD—the “value” of each leaf is a pseudo-Boolean function over the variables $\{x_{\text{depth}[u]+h}, \dots, x_{2^k-1}\}$. From the vantage point of B , let f_n be the residual function represented by n , which takes variables $\{x_{\text{depth}[n]}, \dots, x_{2^k-1}\}$. Suppose that $\text{BDDpatch}(n, h)$ has m leaves. Function f_n can be considered to be the composition of (i) the function over h variables represented by $\text{BDDpatch}(n, h)$ proper, with (ii) m (different) functions h_1, \dots, h_m —each over the variables $\{x_{\text{depth}[n]+h}, \dots, x_{2^k-1}\}$ —corresponding to the leaf nodes of $\text{BDDpatch}(n, h)$.

We can now establish a correspondence between BDDpatches and proto-CFLOBDDs. Let $\alpha = [x_0 \mapsto a_0, x_1 \mapsto a_1, \dots, x_j \mapsto a_j]$ be a partial assignment to the first $j + 1$ variables, and suppose that by interpreting α we get to node n in B , and the entry vertex of grouping g in C . Then variables $x_{j+1}, x_{j+2}, \dots, x_{j+2^l}$ will be interpreted both (a) during a traversal of $\text{BDDpatch}(n, 2^l)$, and also (b) during a traversal of the proto-CFLOBDD headed by g . In this sense, the proto-CFLOBDD headed by g should “simulate” $\text{BDDpatch}(n, 2^l)$. Lemma 3.5 formalizes this intuition:

LEMMA 3.5. *Let g be a level- l grouping in C . For a node n in B , if $n \triangleright g$, then $\text{BDDpatch}(u, 2^l)$ is equivalent to the proto-CFLOBDD headed by g . That is, there exists a bijection³ between the leaf nodes of $\text{BDDpatch}(u, 2^l)$ and the exit vertices of g such that we always get to a corresponding leaf node/exit vertex pair for any assignment of 2^l variables.*

The proof can be found in the Appendix B.

³There is not an explicit order to the leaves of a BDD. We index the leaves of the BDDpatch according to the lexicographic order of the leftmost reaching path, and the bijection is an identity map (between the BDDpatch's leaf node i and the grouping's exit vertex i).

With the help of Lemma 3.5, we can establish a condition under which the many-oneness holds for “ \triangleright ”:

LEMMA 3.6. *For all $n \in B$, if g and g' are two level- l groupings for which $n \triangleright g$ and $n \triangleright g'$ both hold, then $g \equiv g'$ (i.e., g is identical to g').*

PROOF. According to Lemma 3.5, g and g' are both equivalent to $\text{BDDpatch}(u, 2^l)$, which means that their corresponding exit vertices are reached (from the entry vertices of g and g') by the same sets of assignments.⁴ By the CFLOBDD Canonicity Theorem [11, Thm. 4.3], g is identical to g' . \square

3.3 The Mapping Φ

We now can define a mapping Φ that maps some components of B to the groupings of C . As shown in the previous sections, the relation “ \triangleright ” itself is not many-one, but it becomes many-one if we fix the level l . Thus, we define the following set as the domain of Φ :

Definition 3.7. (Node Stratification) Let $NS(B) = \{(u, l) \mid \text{depth}[u] \text{ is a multiple of } 2^l\}$

Note that a given node n can be part of many elements of $NS(B)$. For instance, if $\text{depth}[n] = 24$, then $(n, 3)$, $(n, 2)$, $(n, 1)$ and $(n, 0)$ are all elements of $NS(B)$.

We define the mapping Φ from $NS(B)$ to the groupings of C as follows:

Definition 3.8. Let $G(C)$ denote the set of groupings of C . We define a mapping Φ from $NS(B)$ to $G(C)$ according to “ \triangleright ”:

Φ maps (u, l) to the level- l grouping g such that $u \triangleright g$.

We first have to show that the mapping Φ is well-defined. Given $(u, l) \in NS(B)$, Theorem 3.3(b) tells us that there exists some level- l grouping $g \in G(C)$ such that $u \triangleright g$, which implies that $\Phi(NS(B)) \subseteq G(C)$. Lemma 3.6 shows that such a level- l grouping g is unique.

The mapping Φ captures a key structural relationship:

THEOREM 3.9. *Let $\Phi[S] \stackrel{\text{def}}{=} \{\Phi(u, l) \mid (u, l) \in S\}$, where $S \subseteq NS(B)$. Then $G(C) = \Phi[NS(B)]$ (i.e., Φ is an onto-mapping from $NS(B)$ to $G(C)$).*

PROOF. The well-definedness of Φ implies that $\Phi[NS(B)] \subseteq G(C)$. We now need to show that $G(C) \subseteq \Phi[NS(B)]$. Theorem 3.3(a) tells us that for any level- l grouping g , there exists a non-terminal node $u \in B$ such that $u \triangleright g$ and $\text{depth}[u]$ is a multiple of 2^l . According to the definition of NS , (u, l) must be in $NS(B)$. Consequently, $g \in \Phi[NS(B)]$, and thus $G(C) \subseteq \Phi[NS(B)]$. \square

Φ could be viewed as the mapping that maps some components of BDD B to the part of CFLOBDD C that simulates it. For the example, in Figure 4, $\Phi(n_1, 0) = g_1$ and $\Phi(n_2, 0) = g_0$. Note that Φ is not necessarily bijective because $\Phi(n_1, 0) = g_1$ and $\Phi(n_0, 0) = g_1$ both hold. It should be intuitive due to the mechanism of “reusing” or “sharing” of the CFLOBDD.

The mapping Φ can help us figure out certain properties of C by looking at B . In particular, it will help us do the counting in §4 and establish the tight instances in §5. A taste of such results is provided by the following corollary:

COROLLARY 3.10. *Let $G_l(C)$ denote the set of groupings of CFLOBDD C at level l . Then $|G_l(C)| \leq |B|$.*

PROOF. Let $N(B)$ denote the set of nodes of B , and let $NS_l(B) \stackrel{\text{def}}{=} \{u \mid (u, l) \in NS(B)\}$. Φ maps $NS_l(B)$ onto $G_l(C)$ (i.e., $|NS_l(B)| \geq |G_l(C)|$). However, for each l , $NS_l(B) \subseteq NS_0(B) = N(B)$, and thus $|G_l(C)| \leq |NS_l(B)| \leq |N(B)| = |B|$. \square

⁴An alternative way of thinking about g and g' is to consider an assignment as a binary string in $\{0, 1\}^{2^l}$, and thus each exit vertex of a level- l proto-CFLOBDD represents a non-empty set of strings—i.e., a language, and the languages for the different exit vertices partition the set $\{0, 1\}^{2^l}$. See [10, §6].

4 THE COUNTING RESULTS

This section presents the upper bounds of the number of groupings (§4.1), vertices (§4.2), and edges (§4.3) as a function of $|B|$, the size of B . We will be counting $|C|$, the size of C , with the mapping Φ introduced in Theorem 3.9. In particular, we do an overcounting with the following formula:

FORMULA 4.1. *We are actually interested in three different “size” quantities, all denoted by $|C|$, where which size measure is intended will be clear from context. In §4.1, §4.2, and §4.3, the “size operator” on groupings—also denoted via $|\cdot|$ in each of the right-hand sides below—denotes the number of groupings, vertices, and edges, respectively. For each of the three versions of $|C|$, the following derivation holds:*

$$\begin{aligned}
 |C| &= |\Phi[NS(B)]| \\
 &= \left| \bigcup_{l=0}^k \bigcup_{\substack{u \in B \\ u \text{ is non-terminal} \\ \text{depth}[u] \text{ is a multiple of } 2^l}} \Phi(u, l) \right| && \text{(overcount by assuming } \Phi \text{ to be bijective)} \\
 &\leq \sum_{l=0}^k \sum_{\substack{u \in B \\ u \text{ is non-terminal} \\ \text{depth}[u] \text{ is a multiple of } 2^l}} |\Phi(u, l)| && \text{(refine the second “}\Sigma\text{” by enumerating the node depths)} \\
 &= \sum_{l=0}^k \sum_{d=0}^{2^{k-l}-1} \sum_{\substack{u \in B \\ \text{depth}[u]=d \times 2^l}} |\Phi(u, l)| && (2)
 \end{aligned}$$

4.1 The Number of Groupings

We first give a bound on the number of groupings:

THEOREM 4.1. *Let $|G(C)|$ be the number of groupings in C . Then $|G(C)| = O(|B| \log |B|)$.*

PROOF. This result is straightforward from Corollary 3.10: the number of groupings at each level is no greater than $|B|$ and there are $k \leq \log |B|$ levels, so there are no more than $|B| \log |B|$ groupings in total.

We now prove the result in a different way, via Formula 4.1. This proof serves as a warm-up exercise that uses the mathematical techniques that will be employed shortly in bounding the number of vertices (Theorem 4.4) and edges (Theorem 4.6). In this proof, the “size operator” ($|\cdot|$) in Equation (2) counts the number of groupings, and hence is just constant function with value 1 when applied to a single grouping ($|\Phi(u, l)| = 1$). Thus, we have:

$$\begin{aligned}
|G(C)| &\leq \sum_{l=0}^k \sum_{d=0}^{2^{k-l}-1} \sum_{\substack{u \in B \\ \text{depth}[u]=d \times 2^l}} 1 \\
&= \sum_{l=0}^k \sum_{d=0}^{2^{k-l}-1} \mathcal{D}(d \times 2^l)
\end{aligned}$$

(Overcount by including nodes at *any depth* for each level- l , rather than just the depths that are multiples of 2^l)

$$\leq \sum_{l=0}^k \sum_{d=0}^{2^k} \mathcal{D}(d)$$

$$= k \times |B|$$

(because $k \leq \log |B|$)

$$= O(|B| \log |B|)$$

□

4.2 The Number of Vertices

We next move on to the vertices. Before we do that, we first establish some results that relate the (middle and exit) vertices in C with some nodes in B :

LEMMA 4.2. *Let u be a node in B , and $\text{depth}[u]$ is a multiple of 2^l (i.e., $(u, l) \in \text{NS}(B)$):*

(a) *if $l \geq 1$, the number of middle vertices of $\Phi(u, l)$ equals the number of nodes at half depth of $\text{BDDpatch}(u, 2^l)$.*

(b) *the number of exit vertices of $\Phi(u, l)$ equals the number of leaf nodes of $\text{BDDpatch}(u, 2^l)$.*

PROOF. We first prove (b). According to Theorem 3.9 and Lemma 3.5, g is equivalent to $\text{BDDpatch}(u, 2^l)$. The identity mapping that witnesses the equivalence (see Lemma 3.5) implies property (b).

Then, we can establish property (a) by changing our viewpoint to level $(l-1)$. Because $l \geq 1$, g is a non-level-0 grouping; consequently, we can move from g 's entry vertex to the entry vertex of g 's A-callee g_A without interpreting any Boolean variable, and thus we have $u \triangleright g_A$ (i.e., $\Phi(u, l-1) = g_A$). The CFLOBDD structural invariants [11, §4] tell us that the return-map of g 's A-connection is the identity mapping. Because g_A is at level $(l-1)$, we know from (b) that the number exit vertices of g_A equals the number of leaf nodes of $\text{BDDpatch}(u, 2^{l-1})$ —and hence the number of middle vertices of g equals the number of nodes at half depth of $\text{BDDpatch}(u, 2^l)$. □

Using Lemma 4.2, we can bound the number of $\Phi(u, l)$'s vertices:

LEMMA 4.3. *Let u be a node in B such that $d \stackrel{\text{def}}{=} \text{depth}[u]$ is a multiple of 2^l (i.e., $(u, l) \in \text{NS}(B)$):*

(a) *if $l \geq 1$, the number of middle vertices of $\Phi(u, l)$ is no more than $\mathcal{D}(d + 2^{l-1})$*

(b) *the number of exit vertices of $\Phi(u, l)$ is no more than $\mathcal{D}(d + 2^l)$*

PROOF. We prove these properties by considering the depth of the nodes, as is shown in Figure 6. The leaf nodes of $\text{BDDpatch}(u, 2^l)$ are a subset of (and possibly equal to) the nodes at depth $d + 2^l$ in B , which establishes (b). The nodes at half depth in $\text{BDDpatch}(u, 2^l)$ are a subset of (and possibly equal to) the nodes at depth $d + 2^{l-1}$ in B , which establishes (a). □

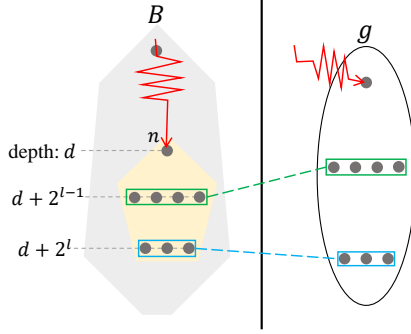


Fig. 6. A diagram illustrating Lemma 4.2 and Lemma 4.3

Lemma 4.3 implies that the number of vertices per grouping is bounded by $O(|B|)$. Using the $O(|B| \log |B|)$ bound on $|G(C)|$, we immediately get an $O(|B|^2 \log |B|)$ bound on the total number of vertices. However, we can get a quadratic bound via a finer counting according to the depth:

THEOREM 4.4. *Let $|V(C)|$ be the number of vertices in C . Then $|V(C)| = O(|B|^2)$.*

PROOF. Now the “size operator” $(|\cdot|)$ in Equation (2) counts the number of vertices. According to Lemma 4.3, for $l \geq 1$, $\Phi(u, l)$ has at most $\mathcal{D}(\text{depth}[u] + 2^{l-1})$ middle vertices, and $\mathcal{D}(\text{depth}[u] + 2^l)$ exit vertices.

While proving the $O(|B|^2)$ bound for the number of vertices, we will ignore those at level-0, as mentioned in §2.3. Also, we will ignore the entry vertices, because each grouping has exactly one entry vertex and thus by Theorem 4.1 the total number of entry vertices is $O(|B| \log |B|)$.

We obtain an asymptotic bound on the total number of vertices by putting the value $\mathcal{D}(\text{depth}[u] + 2^{l-1}) + \mathcal{D}(\text{depth}[u] + 2^l)$ into Formula 4.1:

$$\begin{aligned}
 & |V(C)| \\
 & \leq \sum_{l=0}^k \sum_{d=0}^{2^{k-l}-1} \sum_{\substack{u \in B \\ \text{depth}[u]=d \times 2^l}} |\Phi(u, l)| \\
 & \text{(pulling out level-0 and the entry vertices)} \\
 & \leq O(|B| \log |B|) + \sum_{l=1}^k \sum_{d=0}^{2^{k-l}-1} \sum_{\substack{u \in B \\ \text{depth}[u]=d \times 2^l}} \mathcal{D}(d \times 2^l + 2^{l-1}) + \mathcal{D}(d \times 2^l + 2^l) \\
 & = O(|B| \log |B|) + \sum_{l=1}^k \sum_{d=0}^{2^{k-l}-1} \mathcal{D}(d \times 2^l) \times (\mathcal{D}(d \times 2^l + 2^{l-1}) + \mathcal{D}(d \times 2^l + 2^l)) \\
 & = O(|B| \log |B|) + \sum_{l=1}^k \sum_{d=0}^{2^{k-l}-1} \mathcal{D}(d \times 2^l) \times \mathcal{D}(d \times 2^l + 2^{l-1}) + \mathcal{D}(d \times 2^l) \times \mathcal{D}(d \times 2^l + 2^l)
 \end{aligned}$$

In the double-summation term, for every pair (i_0, i_1) such that $0 \leq i_0 < i_1 \leq 2^k$, the term $\mathcal{D}(i_0) \times \mathcal{D}(i_1)$ appears no more than twice. The reason why this property holds is because on each successive iteration of the outer Σ , the stride 2^l is doubled, and the inner Σ iterates linearly with that stride.

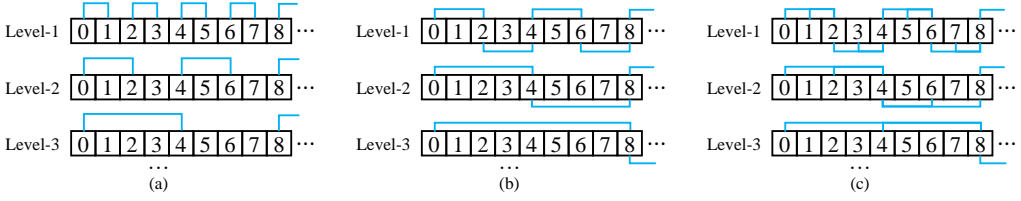


Fig. 7. (a) and (b) The iteration patterns in the formula in Theorem 4.4. (c) The iteration pattern in the formula in Theorem 4.6.

The scenarios for the terms $\mathcal{D}(d \times 2^l) \times \mathcal{D}(d \times 2^l + 2^{l-1})$ and $\mathcal{D}(d \times 2^l) \times \mathcal{D}(d \times 2^l + 2^l)$ are shown in Figure 7(a) and Figure 7(b), respectively. We overcount by assuming that for all such pairs (i_0, i_1) , $\mathcal{D}(i_0) \times \mathcal{D}(i_1)$ appears twice.

$$\begin{aligned}
 &\leq O(|B| \log |B|) + 2 \times \sum_{0 \leq i_0 < i_1 \leq 2^k} \mathcal{D}(i_0) \times \mathcal{D}(i_1) \\
 &\leq O(|B| \log |B|) + \left(\sum_{i=0}^{2^k} \mathcal{D}(i) \right)^2 \\
 &= O(|B|^2)
 \end{aligned}$$

□

4.3 The Number of Edges

We count the number of edges based on the following fact:

LEMMA 4.5. *For a grouping g with M middle vertices and E exit vertices, there are at most $M \times E$ B-return edges (i.e., the return edges of the B-connections).*

PROOF. According to the structural invariants, the B-return-maps must be injective. Then each B-return-map will contain at most E elements. The M B-return-maps will contain at most $M \times E$ elements in total. That is, the number of B-return edges is no more than $M \times E$. □

Using a sum similar to the one used in Theorem 4.4, we can obtain the following result:

THEOREM 4.6. *Let $|E(C)|$ be the number of edges in C . Then $|E(C)| = O(|B|^3)$.*

PROOF. Now the “size operator” in Equation (2) counts the edges of a grouping. According to Lemma 4.3 and Lemma 4.5, for $l \geq 1$, $\Phi(u, l)$ has at most $\mathcal{D}(\text{depth}[u] + 2^{l-1}) \times \mathcal{D}(\text{depth}[u] + 2^l)$ B-return edges.

While proving the $O(|B|^3)$ bound for the number of edges, we only need to consider the B-return edges—the number of call edges equals the total number of entry vertices and middle vertices, which contribute only $O(|B|^2)$; according to the structural invariants of CFLOBDDs, the total number of A-return edges equals the total number of middle vertices, which contribute only $O(|B|^2)$. Also, as mentioned in §2.3, we will ignore the edges of groupings at level 0.

We obtain an asymptotic bound on the total number of edges by putting the value $\mathcal{D}(\text{depth}[u] + 2^{l-1}) \times \mathcal{D}(\text{depth}[u] + 2^l)$ into Formula 4.1:

$$\begin{aligned}
& |E(C)| \\
& \leq \sum_{l=0}^k \sum_{d=0}^{2^{k-l}-1} \sum_{\substack{u \in B \\ \text{depth}[u]=d \times 2^l}} |\Phi(u, l)| \\
& \text{(pulling out the call edges and the A-return edges)} \\
& = O(|B|^2) + \sum_{l=1}^k \sum_{d=0}^{2^{k-l}-1} \mathcal{D}(d \times 2^l) \times \mathcal{D}(d \times 2^l + 2^{l-1}) \times \mathcal{D}(d \times 2^l + 2^l)
\end{aligned}$$

In the double-summation term, for every triple (i_0, i_1, i_2) such that $0 \leq i_0 < i_1 < i_2 \leq 2^k$, the term $\mathcal{D}(i_0) \times \mathcal{D}(i_1) \times \mathcal{D}(i_2)$ appears no more than once. The reason why this property holds is because on each successive iteration of the outer Σ , the stride 2^l is doubled, and the inner Σ iterates linearly by that stride. The scenario for the term $\mathcal{D}(d \times 2^l) \times \mathcal{D}(d \times 2^l + 2^{l-1}) \times \mathcal{D}(d \times 2^l + 2^l)$ is shown in Figure 7(c). We overcount by assuming that for all triples (i_0, i_1, i_2) , $\mathcal{D}(i_0) \times \mathcal{D}(i_1) \times \mathcal{D}(i_2)$ appears once.

$$\begin{aligned}
& \leq O(|B|^2) + \sum_{0 \leq i_0 < i_1 < i_2 \leq 2^k} \mathcal{D}(i_0) \times \mathcal{D}(i_1) \times \mathcal{D}(i_2) \\
& \leq O(|B|^2) + \frac{1}{3} \times \left(\sum_{i=0}^{2^k} \mathcal{D}(i) \right)^3 \\
& = O(|B|^3)
\end{aligned}$$

□

5 TIGHT INSTANCES

This section present a series of functions that create tight instances for all three bounds.

If we examine the proofs in §4, we might initially think that the upper bounds are very loose—we did much overcounting, especially by adding a lot of terms in the proof of the bounds.

However, in constructing such worst-case instances, we are permitted to choose the order of the function's variables (the same order is used for a function's BDD and the function's CFLOBDDs). This section's results show that the three bounds of §4 are asymptotically optimal. The first piece of intuition why the result holds stems from the following fact:

The BDD nodes are not distributed evenly across depths. although $|B| = \sum_{i=0}^{2^k} \mathcal{D}(i)$, it is possible that for some depth d (possibly more than one), $\mathcal{D}(d) = \Omega(|B|)$ (i.e., $\mathcal{D}(d)$ is proportional to $|B|$).

Consequently, if there exists a depth d such that $\mathcal{D}(d)$ groupings occur at (almost) every level, the total number of groupings would be $\Omega(|B| \log |B|)$; if there are two such depths d_0, d_1 the number of vertices involves a term of the form $\mathcal{D}(d_0) \times \mathcal{D}(d_1)$, then the total number of vertices would be $\Omega(|B|^2)$; if there are three such depths d_0, d_1, d_2 and the number of edges involves a term of the form $\mathcal{D}(d_0) \times \mathcal{D}(d_1) \times \mathcal{D}(d_2)$, then the total number of edges would be $\Omega(|B|^3)$.

Following this idea, we construct a series of Boolean functions as follows:

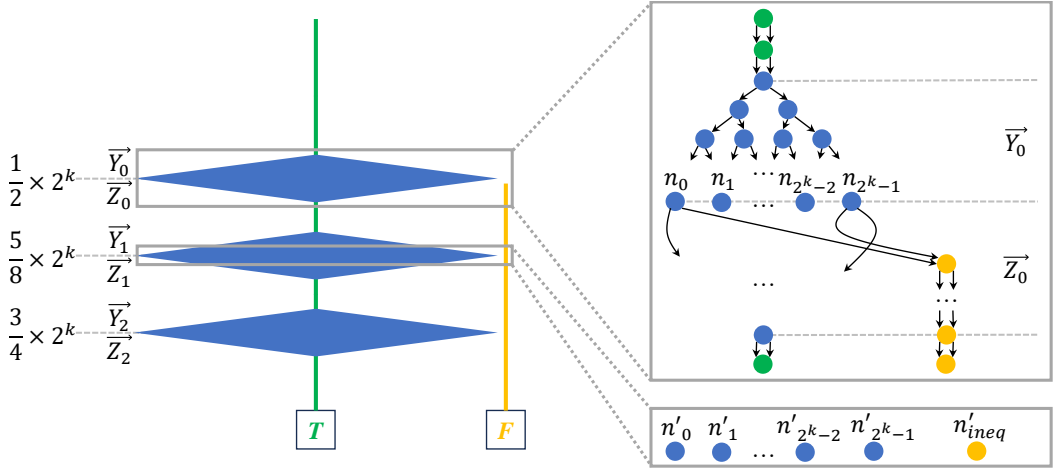


Fig. 8. A diagram illustrating the shape of the BDD for f_k .

Definition 5.1. Suppose that k is big enough (or more precisely, $k \geq 7$). Let f_k be a function $B^{2^k} \rightarrow B$.

$f_k(\vec{X}) \stackrel{\text{def}}{=} (\vec{Y}_0 = \vec{Z}_0 \wedge \vec{Y}_1 = \vec{Z}_1 \wedge \vec{Y}_2 = \vec{Z}_2)$, where:

- $\vec{Y}_0 = \vec{X}[\frac{1}{2} \times 2^k - k, \frac{1}{2} \times 2^k]$, $\vec{Z}_0 = \vec{X}[\frac{1}{2} \times 2^k, \frac{1}{2} \times 2^k + k]$
- $\vec{Y}_1 = \vec{X}[\frac{5}{8} \times 2^k - k, \frac{5}{8} \times 2^k]$, $\vec{Z}_1 = \vec{X}[\frac{5}{8} \times 2^k, \frac{5}{8} \times 2^k + k]$
- $\vec{Y}_2 = \vec{X}[\frac{3}{4} \times 2^k - k, \frac{3}{4} \times 2^k]$, $\vec{Z}_2 = \vec{X}[\frac{3}{4} \times 2^k, \frac{3}{4} \times 2^k + k]$

The shape of the BDD for the function f_k is shown in Figure 8. The left column (depicted in blue and green) shows the paths that can lead to the value T , and the right column (depicted in yellow) shows the paths along which an inequality holds, and goes to the value F without any further non-trivial decisions. Notably, there are three denser regions in the left column, which performs the equality checks for $\vec{Y}_0 = \vec{Z}_0$, $\vec{Y}_1 = \vec{Z}_1$, and $\vec{Y}_2 = \vec{Z}_2$, respectively. We can see from the partition of \vec{X} that they lie exactly at “1/2”, “5/8”, and “3/4” of the total depths, respectively.

Let us look at the one for $\vec{Y}_0 = \vec{Z}_0$ in detail, as shown in the top right of Figure 8. For an equality relation, the use of “concatenated” vocabularies leads to a BDD whose size is exponential in the number of variables. (However, our construction is allowed to use such a “sub-optimal” variable order.) Over the k plies that correspond to \vec{Y}_0 , the diagram branches into 2^k nodes to “remember” the \vec{Y}_0 values. Let us call the nodes at depth $2^{k-1} n_0, n_1, \dots, n_{2^k-1}$ from left to right. Each of these nodes “remembers” a certain value of \vec{Y}_0 : n_0 remembers 0^k ; n_1 remembers $0^{k-1}1$; \dots ; n_{2^k-1} remembers 1^k . Then, over the k plies that correspond to \vec{Z}_0 , the diagram checks whether the value of \vec{Z}_0 matches the remembered value, directing each non-matching decision to the right column. The “diamonds” for $\vec{Y}_1 = \vec{Z}_1$ and $\vec{Y}_2 = \vec{Z}_2$ are similar, but each diamond has an additional node, e.g., n'_{ineq} in the case of the diamond for $\vec{Y}_1 = \vec{Z}_1$, to receive the paths along which an inequality has already been discovered. If an assignment passes all three checking parts, then it will eventually reach the terminal T .

It is easy to see that the number of nodes in $B(f_k)$ is $\Theta(2^k)^5$.

⁵To state the number precisely, there are $\frac{21}{2} \times 2^k - 6k - 8$ nodes in $B(f_k)$ —there are two leaf nodes, $9 \times 2^k - 6$ nodes in the three “dense” parts (blue), $2^k - 6k - 3$ nodes in the green part, and 2^{k-1} nodes in the yellow part.

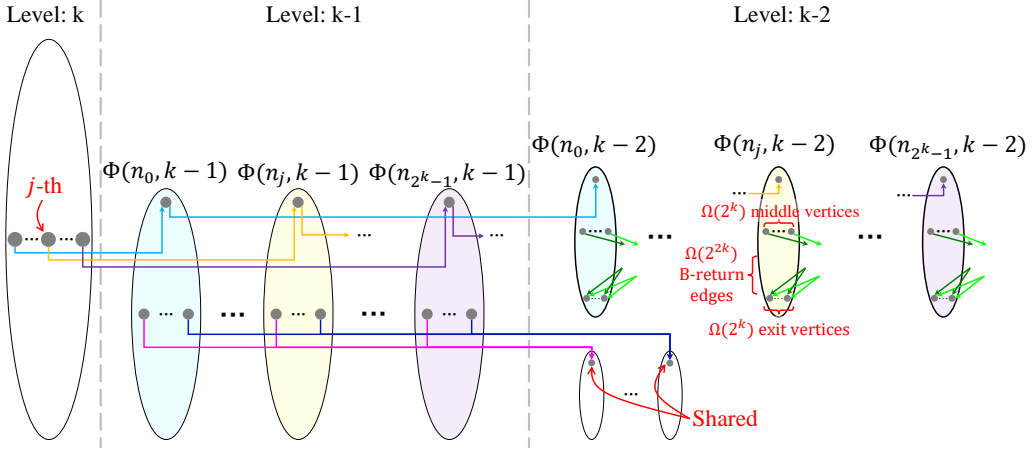


Fig. 9. A diagram illustrating the structure of the CFLOBDD for f_k . To reduce clutter, we do not show some of the call edges and return edges that would link the level- $(k-1)$ groupings to level $k-2$. As argued in Theorem 5.3, the set of groupings $\{\Phi(n_i, k-2) \mid 0 \leq i < 2^k\}$ contributes, in total, $\Omega(2^{2k})$ vertices and $\Omega(2^{3k})$ edges to C .

Let's now consider the structure of $C(f_k)$. Because the structure of $C(f_k)$ is far more complex than the structure of $B(f_k)$, we will not illustrate all parts of $C(f_k)$; instead, we will focus only on the groupings that contribute predominantly to the size of $C(f_k)$, as depicted in Figure 9. Via the mapping Φ , we will establish how certain groupings in $C(f_k)$ must be organized.

We first show that for “almost all” of the CFLOBDD levels l , $\Phi(n_i, l)$ is “injective”:

LEMMA 5.2. *For any l such that $\lceil \log_2 k \rceil \leq l < k$, if $i \neq j$, then $\Phi(n_i, l) \neq \Phi(n_j, l)$.*

PROOF. According to §6 of [10], a level- l proto-CFLOBDD represents a partition of $\{0, 1\}^{2^l}$. We will show that the proto-CFLOBDDs headed by $\Phi(n_i, l)$ and $\Phi(n_j, l)$ represent different partitions of strings.

Consider the set of string $S = \{s \cdot 0^{2^l - k} \mid s \in \{0, 1\}^k\} \subseteq \{0, 1\}^{2^l}$. From the standpoint of $\Phi(n_i, l)$ and $\Phi(n_j, l)$, this set enumerates all possible assignments to \vec{Z}_0 and constrains the other parts to be 0. According to Definition 5.1 and the discussion on its BDD representation, the proto-CFLOBDD headed by $\Phi(n_i, l)$ partitions S into two parts: it accepts the only string that matches the remembered value of \vec{Y}_0 and rejects the other strings. This property implies that $\Phi(n_i)$ and $\Phi(n_j)$ partition the strings in S differently, and thus they must partition $\{0, 1\}^{2^l}$ differently. Consequently, Φ must map (n_i, l) and (n_j, l) to different groupings. \square

With Lemma 5.2, we can establish that f_k indeed defines a family of tight instances:

THEOREM 5.3. *For f_k , $|G(C)| = \Omega(k \times 2^k) = \Omega(|B| \log |B|)$; $|V(C)| = \Omega(2^{2k}) = \Omega(|B|^2)$; $|E(C)| = \Omega(2^{3k}) = \Omega(|B|^3)$.*

PROOF. The third term in each inequality follows from the second because $|B(f_k)| = \Theta(2^k)$. Parts of the highest three levels of $C(f_k)$ are shown in Figure 9.

For groupings, we consider the groupings of $C(f_k)$ in $\{\Phi(n_i, l) \mid 0 \leq i < 2^k, \lceil \log_2 k \rceil \leq l \leq k-1\}$. According to Lemma 5.2, these $\Phi(n_i, l)$ s do not equal to each other. Thus, they will contribute $(k - \lceil \log_2 k \rceil) \times 2^k = \Omega(k \times 2^k)$ groupings.

For vertices, we consider the vertices in the groupings $\{\Phi(n_i, k-2) \mid 0 \leq i < 2^k\}$ in $C(f_k)$. According to Lemma 4.3, we can determine the number of vertices in these groupings by examining the corresponding BDDpatches. For any $0 \leq i < 2^k$, all the nodes in the lower half of $B(f_k)$ are reachable from n_i , indicating that $\text{BDDpatch}(n_i, 2^{k-2})$ includes all the nodes at depth $\frac{5}{8} \times 2^k$ and $\frac{3}{4} \times 2^k$. The depths $\frac{5}{8} \times 2^k$ and $\frac{3}{4} \times 2^k$ are exactly the half-depth and the depth of the bottom of $\text{BDDpatch}(n_i, 2^{k-2})$ —see Figure 8—so there are $2 \times 2^k + 3$ vertices (1 entry, $2^k + 1$ middle, and $2^k + 1$ exit vertices) in each of the groupings in $\{\Phi(n_i, k-2) \mid 0 \leq i < 2^k\}$, as shown on the right in Figure 9. These 2^k groupings contribute $2^k \times (2^k + 3) = \Omega(2^{2k})$ vertices in total to C .

For edges, we also consider the edges in the 2^k groupings $\{\Phi(n_i, k-2) \mid 0 \leq i < 2^k\}$ in $C(f_k)$. The previous paragraph just showed that each of these groupings contains $2^k + 1$ middle vertices and $2^k + 1$ exit vertices; we next show that each of these groupings contains $\Omega(2^{2k})$ edges. Let us call the nodes at depth $\frac{5}{8} \times 2^k$ $n'_0, n'_1, \dots, n'_{2^k-1}, n'_{\text{ineq}}$, as shown in the bottom-right of Figure 8. Consider an arbitrary node n_j (at depth $\frac{1}{2} \times 2^k$). The $2^k + 1$ B-callees of $\Phi(n_j, k-2)$ are exactly the set of groupings $\{\Phi(n'_i, k-3) \mid 0 \leq i < 2^k\} \cup \{\Phi(n'_{\text{ineq}}, k-3)\}$.⁶ For the same reason that each grouping $\Phi(n_i, k-2)$ has $2^k + 1$ exit vertices, the grouping $\Phi(n'_i, k-3)$ has $2^k + 1$ exit vertices. Because the number of return edges in a B-connection equals the number of exit vertices of its B-callee, each of the 2^k B-connections that call one of the groupings in the set $\{\Phi(n'_i, k-3) \mid 0 \leq i < 2^k\}$ contains $2^k + 1$ return edges, shown as the bright green and deep green return edges on the right in Figure 9, and thus each grouping $\Phi(n_j, k-2)$ has $\Omega(2^{2k})$ edges. Consequently, the groupings $\{\Phi(n_i, k-2) \mid 0 \leq i < 2^k\}$ contribute a total of $\Omega(2^{3k})$ edges to $C(f_k)$. \square

6 CONCLUSION

BDDs are commonly used to represent Boolean functions; CFLOBDDs serve as a plug-compatible alternative to them. While Sistla et al. [11, §8] established that in the best case, the CFLOBDD for a function f can be exponentially smaller than any BDD for f (regardless of what variable ordering is used in the BDD), no relationship in the opposite direction was known. This paper fills in the picture by establishing that

⁶The proof of this observation requires us to “unfold” the definition of Φ and go back to an argument about paths. Let α be the partial assignment that lead us to n_j in $B(f_k)$ and $\Phi(n_j, k-2)$ in $C(f_k)$, respectively. The A-callee of $\Phi(n_j, k-2)$ must be $\Phi(n_j, k-3)$; let g_A be the A-callee of $\Phi(n_j, k-2)$; $n_j \triangleright g_A$ definitely holds by extending the path interpreting α in $C(f_k)$ that witnesses $n_j \triangleright \Phi(n_j, k-2)$ one step (the step from the entry vertex of $\Phi(n_j, k-2)$ to the entry vertex of g_A).

At this point, we get two bijections:

- (1) According to Lemma 3.5 (as well as the definition of Φ), there exists a bijection between the set of leaf nodes of $\text{BDDpatch}(n_j, 2^{k-3})$ (which equals $\{n'_i \mid 0 \leq i < 2^k\} \cup \{n'_{\text{ineq}}\}$) and the exit vertices of $\Phi(n_j, k-3)$, such that we always get to a corresponding leaf node/exit vertex pair for each extension of α with an assignment for the next 2^{k-3} variables in $B(f_k)$ and $C(f_k)$.
- (2) The A-return map of $\Phi(n_j, k-2)$ is an identity mapping. In other words, there is a bijection between the exit vertices of $\Phi(n_j, k-3)$ and the middle vertices of $\Phi(n_j, k-2)$.

We can compose the two bijections and get a bijection between the nodes $\{n'_i \mid 0 \leq i < 2^k\} \cup \{n'_{\text{ineq}}\}$ and the middle vertices of $\Phi(n_j, k-2)$ such that we always get to a corresponding node/middle vertex pair for each extension of α with an assignment for the next 2^{k-3} variables in $B(f_k)$ and $C(f_k)$.

Let m be an arbitrary middle vertex of $\Phi(n_j, k-2)$, and let g_m be the B-callee associated with m . Suppose that $n'_m \in \{n'_i \mid 0 \leq i < 2^k\} \cup \{n'_{\text{ineq}}\}$ is the node that corresponds to m in the composed bijection. Any path/assignment that extends α from n_j to n'_m can be further extended in the same way we did for the A-connection part of $\Phi(n_j, k-2)$, and thus $n'_m \triangleright g_m$. In other words, $g_m = \Phi(n'_m, k-3)$. There are a total of $2^k + 1$ middle vertices of $\Phi(n_j, k-2)$. The procedure just described for finding $\Phi(n'_m, k-3)$ from m establishes that the B-callees of the $2^k + 1$ middle vertices of $\Phi(n_j, k-2)$ are exactly the set of groupings $\{\Phi(n'_i, k-3) \mid 0 \leq i < 2^k\} \cup \{\Phi(n'_{\text{ineq}}, k-3)\}$.

- For every BDD, the size of the corresponding CFLOBDD is at most a polynomial function of the BDD's size:
If BDD B for function f is of size $|B|$ and uses variable ordering Ord , then the size of the CFLOBDD C for f that also uses Ord is bounded by $O(|B|^3)$.
- There is a family of functions for which $|C|$ grows as $\Omega(|B|^3)$, and hence the bound is tight.

In §3, we established structural and semantic relationships between B and C . We first defined the binary relation \triangleright (Definition 3.1), which relates two structural notions (paths in BDDs versus paths with a matching condition in CFLOBDDs) to a semantic notion (a partial assignment of a given length). We then introduced the NS relation (Definition 3.7); the mapping Φ (Definition 3.8), and proved that Φ is an onto-mapping from B to C (Theorem 3.9), which gave us important insights into the structure of a CFLOBDD when compared with the BDD for the same function, with the same variable ordering.

The formalization in §3 has applications that go beyond the polynomial bounds of CFLOBDDs versus BDDs. For example, by defining \triangleright , NS , and Φ in the same way for Weighted CFLOBDDs (WCFLOBDDs) [12] and Weighted BDDs (WBDDs) [8, 13], we can prove that the size of a WCFLOBDD is at most cubic in the size of the WBDD for the same function. Additionally, Φ and Lemma 3.5 enable us to design an algorithm that converts a BDD to its equivalent CFLOBDD in polynomial time.

Based on these structural relationships, §4 established an $O(|B| \log |B|)$ bound on the number of CFLOBDD groupings (Theorem 4.1), an $O(|B|^2)$ bound on the number of CFLOBDD vertices (Theorem 4.4), and an $O(|B|^3)$ bounds on the number of CFLOBDD edges (Theorem 4.6). In the proofs, we employed various mathematical techniques that involved significant overcounting. Despite this overcounting, we demonstrated in §5 that the bounds are tight (i.e., asymptotically optimal) by giving a series of functions f_k (Definition 5.1) that create tight instances for all three bounds.

We can now answer the question proposed in §2.4:

“3/4-depth duplication” does not propagate across levels. Corollary 3.10 proves that there is a kind of “level locality”—the number of “essentially-different” groupings that can arise for each level is bounded by $|B|$, which is fundamental to the polynomial bounds established in §4.

We can also explain the “level-locality” concept in a more operational way, from the viewpoint of sharing. The definition of Φ implies the presence of a form of necessary sharing: the grouping that simulates some $BDDpatch(u, 2^l)$ (i.e. $\Phi(u, l)$) only needs to be constructed once, even if it is reached along different paths from the outermost grouping. For example, if we look at the CFLOBDD for f_k (defined in §5), we can see that “3/4-depth duplication” indeed happens when going from level k to level $k-1$, but it would not propagate to level $k-2$ —even if each of the level- $(k-1)$ groupings has $2^k + 1$ B-callees, these groupings will greatly share their B-callees, like $\Phi(n_0, k-1)$ and $\Phi(n_{2^k-1}, k-1)$ in Figure 9. As a result, we only need a total of $O(2^k) = O(|B|)$ groupings for level $k-2$. In that sense, duplication does not propagate. The initial intuition that “3/4-depth duplication” would propagate was a red herring: it incorrectly assumed that the groupings at level k to level 0 are independent from each other, which neglects the form of sharing that actually occurs (as described above).

There are further questions that would be interesting to study regarding the size of CFLOBDDs compared to BDDs. This paper demonstrates that if a BDD B and a CFLOBDD C for function f use the same variable ordering Ord , then $|C| = O(|B|^3)$. However, what if we allow the variable ordering to change? What is the bound on the size of CFLOBDDs compared to BDDs when the CFLOBDD is permitted to use a different variable ordering? Could we achieve a better bound, such as $O(|B|^2)$, $O(|B|)$, or even sub-linear bounds? This problem remains open.

ACKNOWLEDGMENTS

This work was supported, in part, by a gift from Rajiv and Ritu Batra, and by NSF under grants CCF-2211968 and CCF-2212558. Any opinions, findings, and conclusions or recommendations expressed in this publication are those of the authors, and do not necessarily reflect the views of the sponsoring entities. Thomas Reps has an ownership interest in GrammaTech, Inc., which has licensed elements of the technology reported in this publication.

REFERENCES

- [1] Rajeev Alur, Michael Benedikt, Kousha Etessami, Patrice Godefroid, Thomas Reps, and Mihalis Yannakakis. 2005. Analysis of Recursive State Machines. *Trans. on Prog. Lang. and Syst.* 27, 4 (2005), 786–818.
- [2] R. Iris Bahar, Erica A. Frohm, Charles M. Gaona, Gary D. Hachtel, Enrico Macii, Abelardo Pardo, and Fabio Somenzi. 1993. Algebraic Decision Diagrams and their Applications. In *Proc. of the Int. Conf. on Computer Aided Design*. 188–191.
- [3] Randal E. Bryant. 1986. Graph-Based Algorithms for Boolean Function Manipulation. *IEEE Trans. on Comp.* C-35, 6 (Aug. 1986), 677–691.
- [4] Edmund M. Clarke, Masahiro Fujita, and Xudong Zhao. 1995. *Applications of Multi-Terminal Binary Decision Diagrams*. Technical Report CS-95-160. Carnegie Mellon Univ., School of Comp. Sci.
- [5] Edmund M. Clarke, Kenneth L. McMillan, Xudong Zhao, Masahiro Fujita, and Jerry Chih-Yuan Yang. 1993. Spectral Transforms for Large Boolean Functions with Applications to Technology Mapping. In *Proc. of the 30th ACM/IEEE Design Automation Conf.* 54–60.
- [6] Eiichi Goto. 1974. *Monocopy and associative algorithms in extended Lisp*. Tech. Rep. TR 74-03. Univ. of Tokyo, Tokyo, Japan.
- [7] N.D. Jones, C.K. Gomard, and P. Sestoft. 1993. *Partial Evaluation and Automatic Program Generation*. Prentice-Hall International. <https://www.itu.dk/~sestoft/pebook/jonesgomardsestoft-letter.pdf>
- [8] Philipp Niemann, Robert Wille, D. Michael Miller, Mitchell A. Thornton, and Rolf Drechsler. 2016. QMDDs: Efficient Quantum Function Representation and Manipulation. *IEEE Trans. Comput. Aided Des. Integr. Circuits Syst.* 35, 1 (2016), 86–99. <https://doi.org/10.1109/TCAD.2015.2459034>
- [9] Thomas W. Reps. 1998. Program analysis via graph reachability. *Inf. Softw. Technol.* 40, 11-12 (1998), 701–726. [https://doi.org/10.1016/S0950-5849\(98\)00093-7](https://doi.org/10.1016/S0950-5849(98)00093-7)
- [10] Meghana Sistla, Swarat Chaudhuri, and Thomas Reps. 2022. CFLOBDDs: Context-Free-Language Ordered Binary Decision Diagrams. arXiv:2211.06818 [cs.SC] <https://arxiv.org/abs/2211.06818>
- [11] Meghana Sistla, Swarat Chaudhuri, and Thomas Reps. 2024. CFLOBDDs: Context-Free-Language Ordered Binary Decision Diagrams. *Trans. on Prog. Lang. and Syst.* 46, 2 (2024), 7:1–7:82. <https://dl.acm.org/doi/10.1145/3651157>.
- [12] Meghana Sistla, Swarat Chaudhuri, and Thomas W. Reps. 2023. Weighted Context-Free-Language Ordered Binary Decision Diagrams. *CoRR* abs/2305.13610 (2023). <https://doi.org/10.48550/ARXIV.2305.13610> arXiv:2305.13610
- [13] George F. Viamontes, Igor L. Markov, and John P. Hayes. 2004. High-Performance QuIDD-Based Simulation of Quantum Circuits. In *2004 Design, Automation and Test in Europe Conference and Exposition (DATE 2004), 16-20 February 2004, Paris, France*. IEEE Computer Society, 1354–1355. <https://doi.org/10.1109/DATE.2004.1269084>
- [14] Ingo Wegener. 2000. *Branching Programs and Binary Decision Diagrams*. Society for Industrial and Applied Mathematics.
- [15] Mihalis Yannakakis. 1990. Graph-Theoretic Methods in Database Theory. In *Proceedings of the Ninth ACM SIGACT-SIGMOD-SIGART Symposium on Principles of Database Systems, April 2-4, 1990, Nashville, Tennessee, USA*, Daniel J. Rosenkrantz and Yehoshua Sagiv (Eds.). ACM Press, 230–242. <https://doi.org/10.1145/298514.298576>

A THE STRUCTURAL INVARIANTS OF CFLOBDDs

As described in §2.2, the structure of a mock-CFLOBDD consists of different groupings organized into levels, which are connected by edges in a particular fashion. In this section, we describe some additional *structural invariants* that are imposed on CFLOBDDs, which go beyond the basic hierarchical structure that is provided by the entry vertex, middle vertices, call edges, return edges, and exit vertices of a grouping.

Most of the structural invariants concern the organization of what we call *return tuples*. For a given *A*-call edge or *B*-call edge *c* from grouping g_i to g_{i-1} , the return tuple rt_c associated with *c* consists of the sequence of targets of return edges from g_{i-1} to g_i that correspond to *c* (listed in the order in which the corresponding exit vertices occur in g_{i-1}). Similarly, the sequence of targets of

value edges that emanate from the exit vertices of the highest-level grouping g (listed in the order in which the corresponding exit vertices occur in g) is called the CFLOBDD's *value tuple*.

Return tuples represent mapping functions that map exit vertices at one level to middle vertices or exit vertices at the next greater level. Similarly, value tuples represent mapping functions that map exit vertices of the highest-level grouping to terminal values. In both cases, the i^{th} entry of the tuple indicates the element that the i^{th} exit vertex is mapped to. Because the middle vertices and exit vertices of a grouping are each arranged in some fixed known order, and hence can be stored in an array, it is often convenient to assume that each element of a return tuple is simply an index into such an array. For example, in Figure 2,

- The return tuple associated with the A-call edge of g_2 is $[1, 2]$.⁷
- The return tuple associated with the B-call edge that starts at v_4 of g_2 is $[1]$.
- The return tuple associated with the B-call edge that starts at v_5 of g_2 is $[2, 1]$.
- The value tuple associated with the CFLOBDD is the 2-tuple $[5, 7]$.

Rationale. The structural invariants are designed to ensure that—for a given order on the Boolean variables—each Boolean function has a unique, canonical representation as a CFLOBDD [11, Theorem 4.3]. In reading Definition A.1 below, it will help to keep in mind that the goal of the invariants is to force there to be a *unique* way to fold a given decision tree into a CFLOBDD that represents the same Boolean function, which is discussed in [11, §4.2 and Appendix C]. The main characteristic of the folding method is that it works greedily, left to right. This directional bias shows up in structural invariants 1, 2a, and 2b.

We can now complete the formal definition of a CFLOBDD.

Definition A.1 (Proto-CFLOBDD and CFLOBDD). A *proto-CFLOBDD* n is a mock-*proto-CFLOBDD* in which every grouping/proto-CFLOBDD in n satisfies the *structural invariants* given below. In particular, let c be an A-call edge or B-call edge from grouping g_i to g_{i-1} , with associated return tuple rt_c .

- (1) If c is an A-call edge, then rt_c must map the exit vertices of g_{i-1} one-to-one, and in order, onto the middle vertices of g_i : Given that g_{i-1} has k exit vertices, there must also be k middle vertices in g_i , and rt_c must be the k -tuple $[1, 2, \dots, k]$. (That is, when rt_c is considered as a map on indices of exit vertices of g_{i-1} , rt_c is the identity map.)
- (2) If c is the B-call edge whose source is middle vertex $j + 1$ of g_i and whose target is g_{i-1} , then rt_c must meet two conditions:
 - (a) It must map the exit vertices of g_{i-1} one-to-one (but not necessarily onto) the exit vertices of g_i . (That is, there are no repetitions in rt_c .)
 - (b) It must “compactly extend” the set of exit vertices in g_i defined by the return tuples for the previous j B-connections: Let $rt_{c_1}, rt_{c_2}, \dots, rt_{c_j}$ be the return tuples for the first j B-connection edges out of g_i . Let S be the set of indices of exit vertices of g_i that occur in return tuples $rt_{c_1}, rt_{c_2}, \dots, rt_{c_j}$, and let n be the largest value in S . (That is, n is the index of the rightmost exit vertex of g_i that is a target of any of the return tuples $rt_{c_1}, rt_{c_2}, \dots, rt_{c_j}$.) If S is empty, then let n be 0.

Now consider $rt_c (= rt_{c_{j+1}})$. Let R be the (not necessarily contiguous) sub-sequence of rt_c whose values are strictly greater than n . Let m be the size of R . Then R must be exactly the sequence $[n + 1, n + 2, \dots, n + m]$.

⁷Following the conventions used in [11], indices of array elements start at 1.

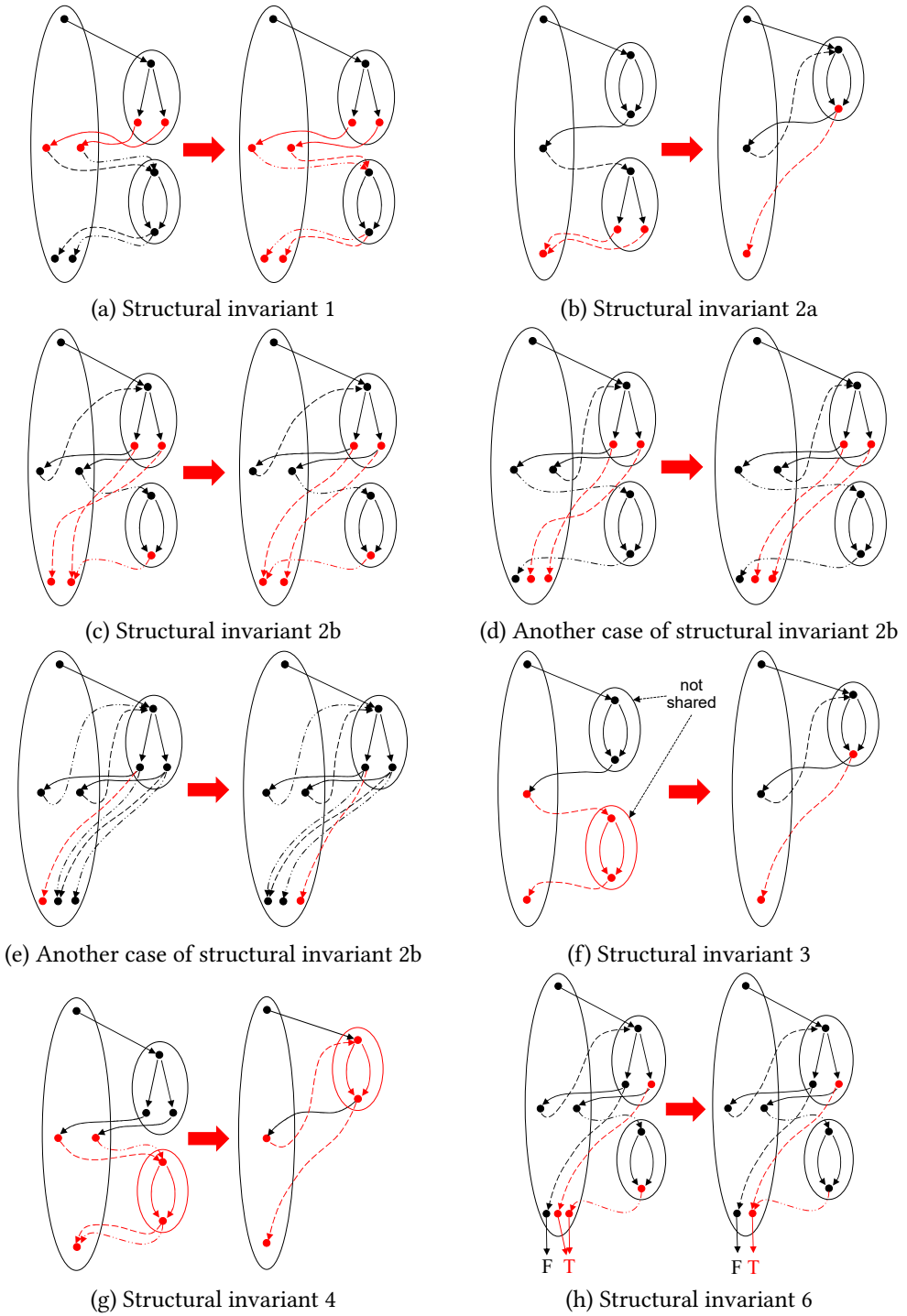


Fig. 10. To the left of each arrow, a mock-*proto*-CFLOBDD that violates the indicated structural invariant; to the right, a corrected *proto*-CFLOBDD. Invariant violations and their rectifications are shown in red.

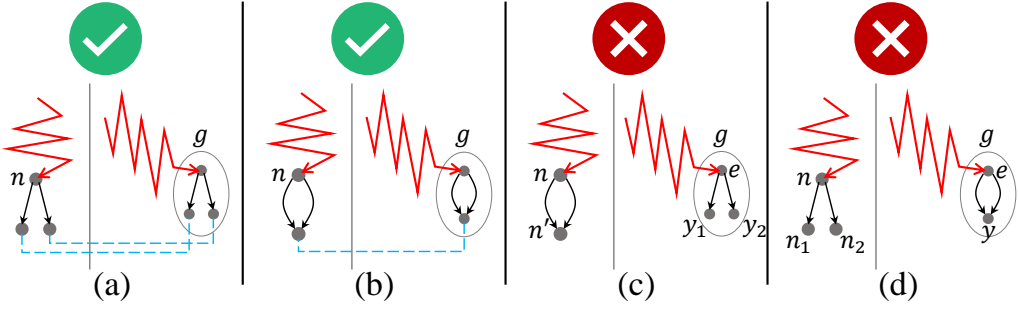


Fig. 11. The four cases for level-0 considered in the proof of Lemma 3.5. (a) and (b) show the two cases for level-0 that are possible, and the blue line denotes the bijection that establishes the equivalence. (c) and (d) show the two impossible cases.

- (3) While a proto-CFLOBDD may be used as a substructure more than once (i.e., a proto-CFLOBDD may be *pointed* to multiple times), a proto-CFLOBDD never contains two separate *instances* of equal proto-CFLOBDDs.⁸
- (4) For every pair of B -call edges c and c' of grouping g_i , with associated return tuples rt_c and $rt_{c'}$, if c and c' lead to level $i - 1$ proto-CFLOBDDs, say p_{i-1} and p'_{i-1} , such that $p_{i-1} = p'_{i-1}$, then the associated return tuples must be different (i.e., $rt_c \neq rt_{c'}$).

A CFLOBDD at level k is a mock-CFLOBDD at level k for which

- (5) The grouping at level k heads a proto-CFLOBDD.
- (6) The value tuple associated with the grouping at level k maps each exit vertex to a *distinct* value.

Figure 10 illustrates structural invariants 1, 2a, 2b, 3, 4, and 6. In each case, a mock-proto-CFLOBDD that violates one of the structural invariants is shown on the left, and an equivalent proto-CFLOBDD that satisfies the structural invariants is shown on the right.

B THE PROOF OF LEMMA 3.5

Lemma 3.5 *Let g be a level- l grouping in C . For a node n in B , if $n \triangleright g$, then $BDDpatch(u, 2^l)$ is equivalent to the proto-CFLOBDD headed by g . That is, there exists a bijection between the leaf nodes of $BDDpatch(u, 2^l)$ and the exit vertices of g such that we always get to a corresponding leaf node/exit vertex pair for any assignment of 2^l variables.*

PROOF. We fix k and do an induction on the level- l .

Base Case: When $l = 0$, a level- l grouping is either a fork-grouping or a don't-care-grouping. In the sense of isomorphism, $BDDpatch(u, 1)$ can take two forms, a BDD with one leaf node, or a BDD with two leaf nodes. To strengthen the correspondence, we will refer to the former as a “don't-care-BDD” and the latter as a “fork-BDD.”

With the two groupings and two forms of BDDs, there are—*a priori*—four possibilities, as shown in Figure 11. We can easily find the bijection between leaf nodes and exit vertices for cases (a) and (b), as depicted by the blue lines. We now wish to show that if $n \triangleright g$, cases (c) and (d) are impossible.

⁸ Equality on proto-CFLOBDDs is defined inductively on their hierarchical structure in the obvious manner. Two CFLOBDDs are equal when (i) their proto-CFLOBDDs are equal, and (ii) their value tuples are equal. When we wish to consider the possibility that *multiple* data-structure instances exist that are equal, we say that such structures are “isomorphic” or “equal (up to isomorphism).”

- For (c), $\text{BDDpatch}(n, 1)$ is a don't-care-BDD and g is a fork-grouping. Let $\alpha = [x_1 \mapsto a_1, \dots, x_j \mapsto a_j]$ be the assignment that leads to n and the entry vertex of g (depicted as red lines). We extend it to $\alpha_0 = [x_1 \mapsto a_1, \dots, x_j \mapsto a_j, x_{j+1} \mapsto 0]$ and $\alpha_1 = [x_1 \mapsto a_1, \dots, x_j \mapsto a_j, x_{j+1} \mapsto 1]$. If we interpret α_0 and α_1 in B , we reach the same node n' . Now suppose that α_0 and α_1 are both extended with the same (arbitrarily chosen) assignments to variables $x_{j+2}, \dots, x_{2^k-1}$; call these $\widehat{\alpha}_0$ and $\widehat{\alpha}_1$, respectively. Continuing from n' , both $\widehat{\alpha}_0$ and $\widehat{\alpha}_1$ lead to the same terminal value. In C , however, we get to different exit vertices y_1 and y_2 (immediately) after we read x_{j+1} . In this situation, there must exist some $\widehat{\alpha}_0/\widehat{\alpha}_1$ pair for which the interpretation of $x_{j+2}, \dots, x_{2^k-1}$ via $\widehat{\alpha}_0$ (and $\widehat{\alpha}_1$) would lead to different terminal values.⁹ This situation would contradict the assumption that B and C represent the same pseudo-Boolean function. Consequently, case (c) cannot arise.
- For (d), $\text{BDDpatch}(n, 1)$ is a fork-BDD and g is a don't-care-grouping. We define $\alpha_0, \alpha_1, \widehat{\alpha}_0$ and $\widehat{\alpha}_1$ in a similar way to case (c). Whatever values are chosen for $x_{j+2}, \dots, x_{2^k-1}$ in $\widehat{\alpha}_0$ and $\widehat{\alpha}_1$, we get to the same terminal value in C (because the path taken is identical). In contrast, there is a way to choose values for $x_{j+2}, \dots, x_{2^k-1}$ (creating a particular $\widehat{\alpha}_0/\widehat{\alpha}_1$ pair) that lead to different terminal values in B : n_1 and n_2 are different nodes in B , and hence represent different residual functions. Again, this situation contradicts the assumption that B and C represent the same pseudo-Boolean function, and so case (d) cannot arise.

Induction Step: Assume that the lemma holds for $l - 1$; we must prove it true for l .

Let g_A be g 's A-callee. We can move from g 's entry vertex to g_A 's entry vertex without interpreting any Boolean variable, and thus $n \triangleright g_A$ also holds. According to the inductive hypothesis, the proto-CFLOBDD headed by g_A is equivalent to $\text{BDDpatch}(n, 2^{l-1})$. This "equivalence" gives us a bijection between the exit vertices of g_A and the nodes at half height in $\text{BDDpatch}(n, 2^l)$. Let h_1, h_2, \dots be the BDD nodes at half height that correspond to the "returnees" of g_A 's first, second, \dots exit vertices, respectively; let m_1, m_2, \dots be the middle vertices of g ; let g_{B_1}, g_{B_2}, \dots be the B-callees from the middle vertices of g that corresponds to m_1, m_2, \dots , respectively, as shown in Figure 12.

We will move from the i^{th} exit vertex of g_A to middle vertex m_i of g and then to a B-callee g_{B_i} without interpreting any variables; thus, we have $m_1 \triangleright g_{B_1}, m_2 \triangleright g_{B_2}, \dots$. By applying the inductive hypothesis on g 's i^{th} B-callee, we can identify a bijection μ_i from the exit vertices of g_{B_i} to the leaves of $\text{BDDpatch}(m_i, 2^{l-1})$ (which are a subset of the leaves of $\text{BDDpatch}(n, 2^l)$).

The rest of the proof is about establishing a bijection μ_g from the exit vertices of g and the leaves of $\text{BDDpatch}(n, 2^l)$. Intuitively, μ_g should be defined by "inheriting" μ_1, μ_2, \dots :

$$\mu_g(n_x) = \mu_i(y), y \text{ is an exit vertex of } g_{B_i} \text{ and } y \text{ returns to } n_x$$

⁹ The fact that there can be two different outcomes can be demonstrated by constructing $\hat{\alpha}_0$ (and $\hat{\alpha}_1$) in an "operational" way. As long as we have not reached the terminal values, carry out the following steps:

- If we are at two exit vertices of the same grouping (with the same "context"), just follow the return-edge and go to either (1) two different middle vertices, or (2) two different exit vertices of the same grouping. We would not get to the same destination because structural invariants tell us that the return map should be injective.
- If we are at two middle vertices of the same level- p grouping (with the same "context"), we treat the B-connection as a whole and choose values for the next 2^{p-1} variables (for both $\hat{\alpha}_0$ and $\hat{\alpha}_1$) to reach two different exit vertices. We are assured that such an assignment exists, otherwise the two middle vertices would have the same callee and the same return-map, which violates the structural invariants.

Each of these steps advances through CFLOBDD C along the same kind of path traversed when interpreting C with respect to an assignment. (In the language of CFL-reachability [15, §5], such a path is an *unbalanced-right* path [9, §4.2]—i.e., a suffix of a *matched* path through C [11, §3.1].) From Eqn. (1), we know that the length of each matched path in a CFLOBDD is finite. Consequently, the process of traversing the suffix of a matched path, as described above, will terminate at the outermost grouping of C , at which point we have two different terminal values.

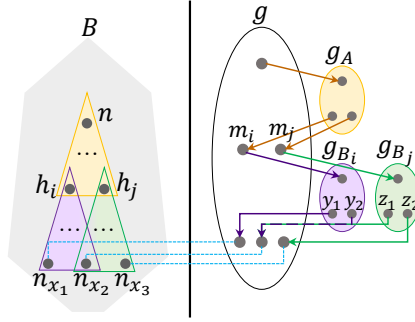


Fig. 12. A picture for the induction step in the proof of Lemma 3.5.

With such a definition, it is obvious that we will get the corresponding result for any assignment. But to make the definition a well-defined bijection, we need to show that the following property holds: let y be an exit vertex of g_{B_i} , let z be an exit vertex of g_{B_j} , then:

- If $\mu_i(y) \neq \mu_j(z)$, then y and z must return to different exit vertices of grouping g .
- If $\mu_i(y) = \mu_j(z)$, then y and z must return to the same exit vertex of g .

Figure 12 gives an example of such y and z . $\mu_i(y_2) = \mu_j(z_1)$, so y_2 and z_1 return to the same exit vertex of g ; $\mu_i(y_1) \neq \mu_j(z_2)$, so y_1 and z_2 return to different exit vertices of g .

For any pair of such y and z , there are four cases to consider—from two alternatives for two conditions: (i) $\mu_i(y) = \mu_j(z)$ versus $\mu_i(y) \neq \mu_j(z)$, and (ii) y and z return to the same versus different exit vertices of g . We find ourselves in a situation similar to the four cases considered in the base case of the induction—we need to prove that the following two of the cases are impossible:

- (1) $\mu_i(y) = \mu_j(z)$, but y and z return to different exit vertices of g .
- (2) $\mu_i(y) \neq \mu_j(z)$, but y and z return to the same exit vertex of g .

Let β_0 and β_1 be two assignments of length 2^l . Suppose that we get to y and z , respectively, after interpreting all the variables in β_0 and β_1 in the proto-CFLOBDD headed by g . According to the definitions of μ_i and μ_j , the condition $\mu_i(y) = \mu_j(z)$ indicates whether we get to the same leaf in $\text{BDDpatch}(n, 2^l)$ after interpreting β_0 and β_1 . Therefore, we can follow a method similar to the argument that established that cases (c) and (d) of the base case are impossible. We just need to modify the definitions of α_0 and α_1 to be lengthened by values for 2^l variables (that is, β_0 and β_1), instead of just one variable, and then extended to $\widehat{\alpha}_0$ and $\widehat{\alpha}_1$, as in base cases (c) and (d). We will not repeat it here. □