

Formal Definition and Implementation of Reproducibility Tenets for Computational Workflows

Nicholas J. Pritchard^a, Andreas Wicencec^a

^aInternational Centre for Radio Astronomy Research, University of Western Australia, 7 Fairway, Perth, 6009, WA, Australia

Abstract

Computational workflow management systems power contemporary data-intensive sciences. The slowly resolving reproducibility crisis presents both a sobering warning and an opportunity to iterate on what science and data processing entails. The Square Kilometre Array (SKA), the world's largest radio telescope, is among the most extensive scientific projects underway and presents grand scientific collaboration and data-processing challenges. This work presents a scale and system-agnostic computational workflow model and extends five well-known reproducibility tenets into seven defined for our workflow model. Subsequent implementation of these definitions, powered by blockchain primitives, into the Data Activated Flow Graph Engine (DALiuGE), a workflow management system for the SKA, demonstrates the possibility of facilitating automatic formal verification of scientific quality in amortized constant time. We validate our approach with a simple yet representative astronomical processing task; filtering a noisy signal with a lowpass filter with both CPU and GPU methods. Our framework illuminates otherwise obscure scientific discrepancies and similarities between principally identical workflow executions.

Keywords: Scientific workflows, Scientific reproducibility, Workflow management systems

1. Introduction

Reuse is the ultimate goal of science; by building trust in others' observations, theories, models, and experiences, humanity explores the universe. The ability to reproduce elements of scientific works increases our trust in their findings. The reproducibility crisis [1] heightened scrutiny and discussion around what highly trusted modern science entails. The SKA is an already storied behemoth of academic collaboration that demands paying attention to scientific reproducibility. Radio astronomy relies heavily on computational methods but is fundamentally an experimental, observational science, and hence, it presents a curious case for scientific reproducibility. Seeking a balance between the world of formal software engineering and the exploratory nature of scientific investigation has proved challenging to achieve [2, 3]. The SKA, representing an order of magnitude increase in data-processing requirements on current observatories [4], benefits from a focus on building scientific reproducibility into its instrumentation, providing an opportunity to improve what reproducibility practically means for astronomy and other computationally powered sciences. The literature widely debates the precise meaning of scientific reproducibility and replicability [5, 6] and, concerning computing, focuses on 'forwards facing' approaches to guarantee the future reproducibility of current computations. While practically valuable, the general trend toward adhering to specific technologies and conventions is potentially ruinous from a philosophical standpoint; how can we know that our efforts to make scientific

works reproducible succeed? This work presents and validates a scale and system agnostic framework for 'backwards facing' reproducibility tests on computational workflow executions, facilitating efficient verification of scientific reproducibility for astronomical workflows. Specifically, we make the following contributions:

1. Present a scale-agnostic computational workflow model suitable for computational reproducibility discussions.
2. Define seven reproducibility tests that we term tenets, based on known literature.
3. Describe a hash-graph-based workflow signature method, termed BlockDAGs, based on the scale-agnostic model allowing for constant time assessment of our reproducibility tenets.
4. Implement this signature mechanism in the DALiuGE [7] workflow management system.
5. Demonstrate the efficacy of our model, workflow signature method, and reproducibility tenets with a demonstrative lowpass filter workflow. Our method uncovers obscure differences between in-principal identical workflows.

2. Related Work

Reproducibility is fundamental to science, and computational reproducibility in support of quality science is a long-standing goal in the field, but one where the very concept is confused. Computational workflow managers are among the most powerful tools available in this quest, which, alongside contemporary software engineering techniques and provenance

Email addresses: nicholas.pritchard@icrar.org (Nicholas J. Pritchard), andreas.wicencec@icrar.org (Andreas Wicencec)

capture, are moving towards a world of fully rerunnable, repeatable, reproducible, and replicable research. Claerbout [8] coined the concept of computational reproducibility in scientific computing, and Peng [9] elaborates on what is needed to achieve computational reproducibility in science. Drummond [10] separates the concepts of reproducibility and applicability. Barba [5] reviews the myriad of terminologies used to describe computational reproducibility as Benureau and Rougier [11] provide a framework separation rerunning, repeating, reproducing, and replicating computational works. Central to these discussions is a separation between bitwise precise replication of exact results and conceptual reproductions of an existing work independent of precise implementation. Our definitions of these reproducibility tenets unify these two views. Current suggested best practice in pursuit of scientific reproducibility range simple rules [12], adapting modern tooling from industry including notebook environments [13, 14, 15], sharing code [16] and publishing openly [17, 18]. Related to the signature approach we present in this work, Bellini investigates the feasibility of building a DOI-like dataset identifier leveraging public blockchains [19].

Computational reproducibility is a driving motivation in creating scientific workflow management systems. In the world of computational workflow management systems, reproducibility often relates to storing workflow descriptions as scientific artifacts themselves [20, 21], according to specific standards such as FAIR [22] for later investigation and use. da Silva et al. [23] cite dynamic provenance capture as necessary for workflows to scale larger and tackle more challenging scientific problems. Gagnard et al. [24] leverage semantic web technologies to produce valuable workflow provenance information, later expanding this concept into a workable ontology [25].

Highly scalable and trustable computing is critical to conquering our largest scientific endeavors [26], and as we move towards reproducible computational workflow management, we must also ensure our efforts function as expected; a key motivation behind our signature-based approach to workflow reproducibility.

3. Computational Workflows

Computational workflows (herein, ‘workflows’) are structured assemblies of computational tasks and data stores [27] and underpin some of the world’s most extensive science projects, including the SKA [4]. Workflows separate domain-specific software knowledge from scientific methodology, making increasingly complex computations possible for increasingly more scientists, and have seen broad uptake in the past three decades [28]. Many workflow management systems provide several flavors of workflows for specific science domains [29], and thus, any attempt to address workflow reproducibility should be tool-agnostic. DALiuGE [7], [30] is a workflow management system developed to execute workflows at the scale the SKA requires. The unique data-driven design, decentralized execution, and a careful share-nothing architecture enable this. Moreover, DALiuGE strictly separates logical workflow design from physical workflow execution and thus allows astronomers to design

workflows without intimate component knowledge and, more importantly, facilitates the broad reuse of logical workflows. Derived from the DALiuGE design, our scale and system-agnostic generalized workflow model alternates data artifacts with computational tasks and separates logical elements from physically executed elements. This separation provides more flexibility in reasoning about reproducing a workflow execution.

3.1. Scale and System Agnostic Workflow Model

Figure 1 presents the generalized Unified Modeling Language (UML) workflow model to make our reasoning about testing workflow executions concrete and applicable to arbitrary workflow management systems. A UML definition makes all modeled workflows well-defined software in their own right and permits native workflow implementation independent of using a workflow management system. Moreover, we separate logical and physical workflow components. This separation means we can reason and compare logical workflow designs irrespective of their eventual implementation in software as physical components. Moreover, several physical components can implement a single logical workflow component, as is the case in large-scale workflows. Finally, our model’s requirement to alternate computing tasks and data artifacts ensures that a workflow description captures all interim and transient data artifacts. We note that this model applies only to conventional task-based workflow management systems. While further model formalization, including ontologies for generalized scientific processes, allows accurate descriptions of data provenance [31], further formalization is beyond the scope of this research, whose focus lies on direct software implementation and testing of high-level reproducibility concerns.

3.1.1. Mapping the generalized workflow model to DALiuGE

For this study, we have implemented the generalized ideas described above in DALiuGE since we have complete code control and in-depth knowledge of the code structure. DALiuGE specifies workflows as graphs of components and separates workflows into two main layers, logical and physical, and then subdivides each of those into template and non-template versions. Workflows are developed as logical templates comprised of exclusively logical components and control structures. Scientists will design a Logical Graph Template (LGT) several months or years before the actual processing and for extensive reuse. LGTs expose configuration options to make them more specific for concrete execution. A Logical Graph (LG) is a LGT with a concrete configuration. LG specification occurs on the order of weeks before execution. Isolating details of storage components only yields a Physical Graph Stencil (PGS), which is defined only for the purpose of provenance storage and is technically a sub-graph of a LG. DALiuGE then unrolls the LG into Physical Graph Template (PGT), resolving control structures and presenting the net computation required. This process is unique for each LG, but the result can vary depending on the translator algorithm used. A physical graph template is a directed acyclic graph (DAG), a common representation for computational workflows [23]. During the scheduling process,

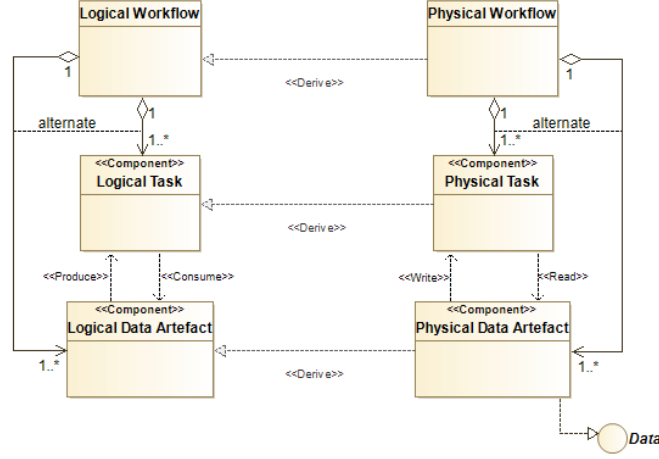


Figure 1: A UML diagram depicting our arbitrary-scale workflow definition.

Scientific information effectively expresses the information used in making a scientific claim and is derived by running a workflow.

A **workflow** is a collection of components and data artifacts with an imposed ordered structure.

A **logical workflow** is a workflow comprised of logical components.

A **physical workflow** is a workflow comprised of physical components.

A **component** is an atomic digital entity; it could be a (logical or physical) task or data artifact.

A **logical task** describes a task characterized by details like programming language, algorithm, and required options and parameters.

A **physical task** is a single, executable instance of a logical task. A logical task could be realized by one or more physical tasks depending on the degree of parallelism of the workflow.

A **logical data artifact** is a logical data resource characterized by storage type and required configurations.

A **physical data artifact** is the actual datastore like a file, distributed file system, or database. A single logical data artifact may encompass many individual physical data artifacts at runtime, dependent on the degree of parallelism of the workflow.

This ordered structure requires components and data artifacts to appear in alternating order; another component cannot precede a component.

DALiuge partitions a PGT into sub-graphs based on available compute resources, resulting in a Physical Graph (PG). This step is performed just before execution since it maps the physical workflow components to the available resources. Each component of the DAG is a fully specified computational task or data artifact. Finally, the DALiuge daemon triggers the first physical components in a graph, but after, components communicate with each other in a fully decentralized manner. Components can store runtime-specific information such as log files or data summaries, which together form a Runtime Graph (RG) after graph execution has been completed.

Table 1: DALiuge to workflow model element mapping.

Workflow Model Element	DALiuge Element
Component	Component
Logical Task	Logical Component
Physical Task	Application Component
Logical Data Artifact	Logical Data Component
Physical Data Artifact	Data Component
Logical Workflow	Logical Graph
Physical Workflow	Physical Graph

Table 1 summarizes the mapping of our generic workflow model to DALiuge components. Adding this layer of abstraction permits multiple workflow system mappings, reproducibility definitions, and testing mechanisms to apply to any mapped system.

4. Reproducible Workflows

Contemporary science is complex; variability in the design and execution of complex data analysis pipelines can be scientifically significant [32]. Most attempts to ensure workflows are reproducible involve analyzing artifact provenance, describing precisely how pieces of data came to exist [31]. We build on this lineage, but instead of designing provenance capture to describe the entire technical process, we formulate reproducibility tests, singling out parts of workflow executions expected to be kept constant between executions. Doing so allows for flexible workflow characterization and does not limit our approach to a specific workflow management system, a critical conceptual requirement for the multi-decade-spanning SKA project and the broader scientific field. Exploiting the structured nature of workflows provides constant time provenance comparison, suitably efficient for deployment at extreme data scales. Our example workflow investigates common difficulties encountered when reproducing computational workflows. A lowpass filter workflow implemented with various methods focuses on a single component and, in the case of Fast Fourier Transform (FFT) implementations, utilizes an operation critical to many astronomical workflows. Our selected example workflows are indicative of common difficulties encountered when reproducing computational workflows.

4.1. Reproducibility Tenets

Melding computing into satisfyingly reproducible science is a well-discussed and unsolved problem [1, 33, 6]. Current

efforts range from asserting standards on individual pieces of code [11], enacting well-defined data management protocols [22, 34], containerizing whole workflows [35], measures on behalf of journal publishers [36], and conference organizers [37] and careful provenance production and collection [31]. While certainly practical, we propose that forward-facing measures insufficiently integrate computing into science; they are ultimately empirical and require an inductive step to evaluate their efficacy. Our proposed approach demarcates implementation from abstract computational ideas, data and method reproduction, workflow similarities between workflow management systems, and any combination of these traits. We present seven reproducibility tenets formulated as workflow component invariants, each defining a testable assertion rather than a series of prescribed rules. For each tenet, we provide an unambiguous definition, justification, and a few motivating example scenarios, providing practical motivation behind our definition.

Table 2: Reproducibility tenets summarized as workflow component invariants.

	Log. Tasks	Phys. Tasks	Data Artifacts	Scientific Information
Rerun	✓			
Repeat	✓	✓		
Recompute		✓		
Reproduce				✓
Scientific Replication	✓			✓
Computational Replication		✓	✓	✓
Total Replication	✓	✓	✓	✓

We use the popular terminology to rerun, repeat, recompute, reproduce, and replicate computational workflows as these terms capture intuitive concepts around scientific reproducibility [38, 11, 5, 39]. Table 2 summarizes our definitions, and the later section 5.2 describes the precise provenance information the chosen workflow system has to include to satisfy each tenet.

4.1.1. Rerun

A workflow *reruns* another if they execute the same logical workflow; that is, their logical components and dependencies match.

Rerunning has been suggested to show that used tools are robust; rerunning a computational workflow is analogous to using an identical algorithm independent of its implementation [39]. Asserting consistency only on the logical components in a workflow allows physical component changes. This definition, in turn, allows changes in computing scale, parallelism patterns, hardware, data-encoding, or software implementation while still constituting a rerun. If all physical details are kept identical, a successful rerun builds trust in the underlying tooling used to deploy a workflow, and a failed rerun demonstrates system failure. Rerunning workflows is useful when scaling up from a laptop to a cluster, for instance, or for workflows that, by design, deal with wildly varying data inputs, such as an ingest pipeline.

4.1.2. Repeat

A workflow *repeats* another if they execute the same logical workflow and a principally identical physical workflow; their logical components and dependencies and physical tasks match. The specificity of a ‘principally identical’ physical workflow

allows for a successful recovery from failed physical tasks (due to hardware or operating failure).

Repetition is a relatively well-defined concept, and we generally follow intuition. Repetition builds statistical power behind results [39]. By analogy to laboratory work, repeated scientific computational workflows should match all components (workflow specification, data input, and runtime environment) [38]. Our definition mostly follows existing interpretations but provides a concrete definition. Repeating a scientific computational workflow asserts the reuse of the logical and physical workflows, which, if successful, allows the bundling of data artifacts in concert. For instance, survey analysis runs on many patches of sky to create a full catalog, repeating the same workflow. Repetition has also been known as methods reproducibility [40]. Importantly, we leave the amount of information clarifying physical tasks as an environment and problem-dependent decision but insist that hardware details are not pertinent for repetition.

4.1.3. Recompute

A workflow *recomputes* another if they execute the same physical workflow; that is, their physical tasks and dependencies match precisely.

Recomputation is a stricter interpretation of computational workflow repetition that requires identical physical tasks and hardware and is not fault-tolerant. Workflow provenance, taken to an albeit extreme conclusion, motivates this definition; the effort required to recompute a given workflow is immense and is likely impossible without total hardware control. Some forms of repetition [11] are similar as they call principally for removing non-determinism. In distributed computational workflows, the distribution itself can cause remarkably complex numerical non-determinism that is painstaking to correct [41], so recomputation is a lofty endeavor. Recomputation can be useful, however, to demonstrate that a new computing facility is stable and to isolate platform-dependent difficulties or errors.

4.1.4. Reproduce

A workflow *reproduces* another if their scientific information match.

Scientific reproduction is a widely discussed topic, and our definition does not conflict with existing literature. Our definition of reproduction captures the net data flow a computational data-processing workflow consumes and produces. Generally, reproducibility proper refers to reproducing experimental results [42], an extremely difficult task in lab-based science [43]. Some define reproducible codes to be trivially executable and to produce published results [11]. Our definition focuses solely on data in line with other interpretations [39, 5] as opposed to more conceptual definitions based on conclusions [38]. The many interpretations of reproducibility present a challenge with many valid but incompatible definitions [6].

Focussing on data artifacts specifically provides an actionable approach to testing scientific reproducibility. The formal reproduction of other teams’ work and the reproduction of historical but impactful results are healthy for the wider academic

community. Our approach is also compatible with reproducibility approaches involving constrained computing environments [44] since we place no constraint on logical or physical task components.

4.1.5. Replicate

Replicability in science is a substantially debated concept with many interpretations [42, 6]. We incorporate replication into our framework as combinations of our previous tenets, creating three different but related standards that all constrain workflow tasks and data artifacts.

A workflow *scientifically replicates* another if they *rerun* and *reproduce* each other.

Our definition asserts that a principally identical computational workflow produces the same terminal data artifacts, in effect verifying that a logical workflow can produce a given set of results. Our interpretations are reminiscent of what is termed conceptual interpretation [42] and of replicable code [11]. Related but alternate views [38] differ in that we do not focus on the conclusions a workflow implies. For example, scientific replication is useful when updating library versions for a particular workflow, using different implementations for the same tasks or moving to a new computing facility.

A workflow *computationally replicates* another if they *recompute* and *reproduce* each other and all data artifacts match.

Our definition asserts that a precisely identical computational workflow produces the same data artifacts at every stage, which is the strictest interpretation of replication similar to the concept of direct replication [42], and is closely related to workflow provenance discussed widely in computational workflow literature [34]. The information required to replicate a workflow execution computationally is immense. It demonstrates that a specific workflow implementation on specific hardware yields a given set of results, building confidence in workflow implementation but not necessarily the underlying science; it would be challenging for an independent team to totally replicate a complex workflow. Recomputation can confirm anomalous or unexpected results before further verification, for instance.

A workflow *totally replicates* another if they *repeat* and *reproduce* each other and all data artifacts match.

Our definition asserts that a practically identical computational workflow produces the same data artifacts, including interim data, and are identical down to software, but not hardware, details. Replication is useful to certify a workflow as a ‘gold-standard’ [39] and is similar to the concept of results reproducibility [40]. For example, in radio astronomy, an integral processing task requires separating unwanted radio frequency interference from astronomical observations, known as RFI flagging. Not only is the correctness of this task important, but the speed of execution also matters significantly, as this task occurs before any science processing can commence. There exist a multitude of possible methods spanning traditional algorithms and machine learning and a performance claim around a new RFI flagging method could be strengthened by replicating the result independently on different hardware. A total replica-

tion permits independent verification of results by a third party and balances scientific and computational replication.

5. Methods

Having provided the theoretical background in the previous section, in this section, we outline our practical implementation, which allows us to verify each of the reproducibility tenants. This includes the specific details behind our workflow signature mechanism, the information captured to build these signatures in DALiuGE, and the details of our demonstrative lowpass filter workflow.

5.1. Blockchain-Based Workflow Signature

Building a dynamic workflow signature is central to our reproducibility tests. Moreover, at SKA scale, these signatures need very efficient construction and comparison routines. To this end, we take inspiration from blockchain technologies, borrowing the Merkle tree cryptographic data structure [45]. Information about each workflow model component, dictated by our tenet definitions, is stored in a Merkle tree, the root of which provides a signature for that component. Inserting these signatures into a blockchain mirroring their connectivity in the original workflow creates a block directed acyclic graph (BlockDAG). The root of a Merkle tree constructed from the leaves of this BlockDAG is a signature for the entire workflow. Similar to how blockchains are cryptographically secure, subtle changes to component provenance information result in drastic changes to the final signature, but structuring this signature makes it efficient to identify where these changes occur. Given two workflow BlockDAGs, one can walk through a topological sort of the nodes to find the first differing signature.

We use Kahn’s algorithm [46] to traverse a workflow description in a topological order taking $O(V + E)$ time where V is the number of components (vertices) in the workflow and E is the number of edges between all components. Construction of each component Merkle tree takes $O(\|V\| \log \|V\|)$ time where $\|V\|$ is the volume of provenance information the component stores. Inserting a component into the BlockDAG takes $O(d \log d)$ time, where d is the degree of that component. Constructing the entire BlockDAG takes $O(V(D \log D) + E)$ time, where D is the average vertex degree. Construction of the final signature takes $O(l \log l)$ time, where l is the number of leaves in the workflow graph. When amortized against the time taken to execute a workflow in the first place ($O(V + E)$), signature construction takes $O(\log l)$ time.

5.2. Tenet Data

For each of our tenets, we elaborate on what information specifically is important in the case of DALiuGE workflows. Table 3 summarizes the required information for each component category at each workflow abstraction and each tenet. The fields we select are ultimately an interpretation of our tenet definitions and, as such, are open to adjustment, especially when considering alternate workflow management systems or native software.

Rerun. Rerunning two workflow executions requires matching their logical workflow components. Unsurprisingly, most information captured in this tenet is at the logical layers, only tracking the types and ultimate execution status of each physical component.

Repeat. In addition to the information stored for asserting reruns, repetition stores additional information about component fields (adjustable parameters).

Recompute. Recomputation captures significantly more details of component field values and execution environment. In addition to the component details, we store the logical partitioning of components to machine resources and an execution trace for each processing component.

Reproduce. Reproduction significantly differs, primarily focusing on data components. We store information to assert that data components are configured identically and store the same data summary. How components generate their data summary is a subtlety worth noting; in our case, this is a hash of the data contents but could be implemented as calculating statistical properties or other domain-specific characteristics.

Replicate Scientific/Computational/Total. Replication information is straightforwardly a combination of the Rerun, Recompute, or Repetition information (respectively) and reproduction fields.

Table 3: Tenet data for each DALiuGE component category, workflow abstraction, and reproducibility tenet. In and Out Ports are the DALiuGE abstraction for a dataflow between components. Node and Island define the logical partitioning of components to compute resources to compute resources to a specific machine and groups of machines, respectively. Status refers to execution status, trace refers to the stack trace of that component, and not all fields are present in all components, as is the case for Filenames in application components, for instance.

Abstraction	Tenet			Rerun			Repeat			Recompute			Reproduce			Replicate-Sci			Replicate-Comp			Replicate-Total		
	Field	Application	Data	Control	Application	Data	Control	Application	Data	Control	Application	Data	Control	Application	Data	Control	Application	Data	Control	Application	Data	Control		
LGT	Type	Y	Y	Y	Y	Y	Y	Y	Y	Y	Y	Y	Y	Y	Y	Y	Y	Y	Y	Y	Y	Y		
	InPorts	Y	Y	Y	Y	Y	Y	Y	Y	Y	Y	Y	Y	Y	Y	Y	Y	Y	Y	Y	Y	Y		
	OutPorts	Y	Y	Y	Y	Y	Y	Y	Y	Y	Y	Y	Y	Y	Y	Y	Y	Y	Y	Y	Y	Y		
LG	Num-CPU	-	-	-	Y	-	-	-	-	-	-	-	-	-	-	-	-	-	-	-	-	-		
	Field-Keys	-	-	-	Y	Y	Y	Y	Y	Y	Y	Y	Y	Y	Y	Y	Y	Y	Y	Y	Y	Y		
	Field-Values	-	-	-	-	-	-	-	-	-	-	-	-	-	-	-	-	-	-	-	-	-		
	Data-Volume	-	-	-	-	-	-	-	-	-	-	-	-	-	-	-	-	-	-	-	-	-		
PGS	Filenames	-	-	-	-	-	-	-	-	-	-	-	-	-	-	-	-	-	-	-	-	-		
	Type	Y	Y	Y	Y	Y	Y	Y	Y	Y	Y	Y	Y	Y	Y	Y	Y	Y	Y	Y	Y	Y		
	Name	Y	-	-	Y	-	-	-	-	-	-	-	-	-	-	-	-	-	-	-	-	-		
	Storage-Type	-	Y	-	-	-	-	-	-	-	-	-	-	-	-	-	-	-	-	-	-	-		
PGT	Rank	-	-	-	-	-	-	-	-	-	-	-	-	-	-	-	-	-	-	-	-	-		
	Node	-	-	-	-	-	-	-	-	-	-	-	-	-	-	-	-	-	-	-	-	-		
PG	Island	-	-	-	-	-	-	-	-	-	-	-	-	-	-	-	-	-	-	-	-	-		
	Node-IP-Address	-	-	-	-	-	-	-	-	-	-	-	-	-	-	-	-	-	-	-	-	-		
RG	Island-IP-Address	-	-	-	-	-	-	-	-	-	-	-	-	-	-	-	-	-	-	-	-	-		
	Status	Y	-	-	Y	-	-	-	-	-	-	-	-	-	-	-	-	-	-	-	-	-		
Data-Summary	Trace	-	-	-	-	-	-	-	-	-	-	-	-	-	-	-	-	-	-	-	-	-		
	Data-Summary	-	-	-	-	-	-	-	-	-	-	-	-	-	-	-	-	-	-	-	-	-		

5.3. Demonstrative Lowpass Workflow

The workflow used to demonstrate the implemented functionality generates a pure sine wave, injects random Gaussian noise, and then attempts to filter the result with a lowpass filter (based on convolution with a Hann window). While structurally simple, each component is highly configurable and moreover, we implement the core filter component with four different methods; a NumPy [47] pointwise brute-force convolution filter for reference, a NumPy FFT filter, a FFTW [48] FFT filter and Py-Cuda [49] GPU based FFT filter. Figure 2 contains a single rendering of this workflow. This workflow highlights numerical differences between FFT implementations, a fundamental operation in astronomical sciences and wider scientific computing.

In addition to the basic workflow, we construct an extended workflow that computes the Normalized Cross-Correlation NCC [50] between the original noisy signal and the recovered filtered signal divided by the length of the signal. The resulting metric effectively gives the probability that any filtered sample matches its corresponding sample in the original signal. Figure 3 contains a single rendering of this workflow using the DALiuGE graphical workflow editor. This metric is relative, and therefore, we use the length of the signal to determine the numerical precision required to compare our methods as:

$$2^{\lceil \log_2(L) \rceil}. \quad (1)$$

Our signal length is 512 in all trials, so we require three digits of precision in our NCC metric. We execute each of the basic and extended workflows 10 times, changing the random seed for the noise generator to the trial number in both cases.

We now outline our example use cases for each tenet:

Rerun. We compare the rerun hashes of each standard workflow. Successful reruns mainly establish trust in the workflow management system itself. While each workflow uses different components, they are all implemented in Python and therefore should be reruns.

Repeat. We compare the repeat hashes of each extended workflow trial. Trials that match can effectively have their results bundled together in concert in making a subsequent claim, such as the efficacy of a filter in this case.

Recompute. We compare the recompute hashes of each workflow trial. Without an identical computing environment, one would not expect any workflow to be a recomputation. Establishing that workflows are not recomputations guarantees differences between them.

Reproduce. For each repeat trial, we compare the data hash of the signal and window data components; the signal components should differ, but the window should remain identical. By comparing the reproduce signature for each trial, we see if each type of filter consistently filters to the same quality and whether this quality differs between each implementation. This test exhibits how building result post-processing into workflows directly allows the precise testing of highly abstract ideas (e.g., the performance of a filter implementation).

Replicate Scientific/Computational/Total. For each type of replication, we compare the hashes of the extended workflow trials. One would expect some repeat trials of the same method to be scientific replicas since the performance of a particular filter should be consistent. A computational replica would be surprising, but establishing total replication on different computing hardware verifies our claims.

6. Demonstration

To demonstrate our methodology as a practical means of comparing workflow designs and implementations, we provide example workflow executions designed to highlight our tenets and real-world examples of where they would apply to astronomical interferometric data processing. All tenet signatures for all referenced workflow trials are available online [51]. Running multiple trials of each workflow, changing only the random noise introduced to the base signal, and comparing our tenet hashes provides a straightforward way to explore what they uncover. Table A.4 in appendix Appendix A contains the truncated hashes of all plain workflow executions, omitted here for brevity. Table A.5 contains the truncated hashes of all NCC test workflow executions, also omitted here for brevity.

For our lowpass filter workflow, we find that although each workflow uses a different library implementation, all trials show the same rerun signature. Repeat trials, differing only in their component parameterization, are identified as such; repeat hashes are the same between implementation methods but differ from their equivalent rerun signatures. In the complete cross-correlation trials, most, but not all, repeat executions are reproductions, indicating that regardless of input data specifics, the filtering component recovers an equivalent amount of signal. The slight variation in signatures indicates that some methods are less effective for some inputs. Upon further inspection, the NCC measure differs by 0.001, which is replicated across all methods on the same input trials. By singling out the input signal data components and comparing their reproduction data hashes, we can confirm that each repeated trial operates on different data. Moreover, despite differing implementations, many cross-correlation repeat trials are reproductions between implementations, demonstrating that each method performs equally well as a filter despite differences in the specific data results. No trials are recomputations, which is to be expected since the runtime trace of each workflow will vary slightly even on the same machine. Scientific replicas single out trials with identical filtering performance and method, formally asserting the equivalence between the FFTW, Cuda FFT, Numpy FFT, and Numpy Pointwise workflows. No trials are computational replicas. Trials matching in workflow and reproductions are total replicas.

6.1. Compute Environment

All trials were executed on a machine with an Intel Core 17-10875H, Nvidia RTX 2080 Super (Mobile), and 64GB of RAM. Experiments were run with DALiuGE version 2.3.2, EAGLE version 4.5.2, and lowpass components version 0.2.

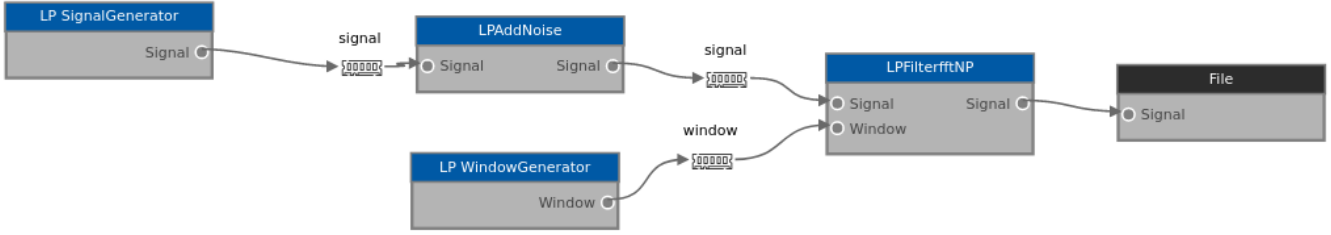


Figure 2: Generic lowpass filter workflow. The filter component is swapped out for specific implementations, but the rest of the workflow remains the same. Boxes with blue bars represent tasks, the RAM logos represent data storage in memory. The final result is stored in a file.

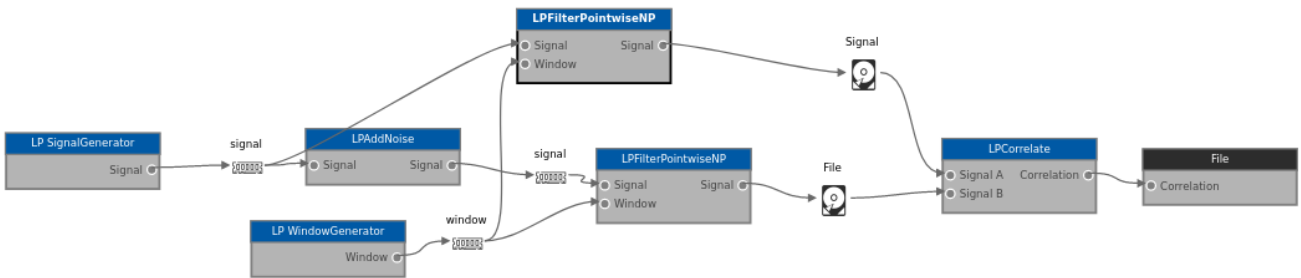


Figure 3: Workflows including the filter task and normalised cross correlation (NCC) calculation. Symbols are as in Figure 2. The hard disk icons represent files.

7. Conclusion

Computational workflows power contemporary data-intensive sciences. Workflows play an increasingly important role in astronomical sciences in particular. To build scientific trust in these complex software systems, research engineers adopt industry-standard software development methodologies to implement and test the software. We provide an additional methodology for testing and verifying consistency between and across execution runs using either the same or varying implementations of specific algorithms. We construct a hash-graph-based signature mechanism termed BlockDAGs to characterize workflow executions with respect to these standards and add the resulting hash keys to the provenance information of individual runs. Our demonstrative lowpass filter example shows that this method asserts the scientific equivalence of four different implementations of the same basic workflow while simultaneously identifying the output-data differences between them. Workflow management systems guide workflow execution and design, and our method to test the scientific equality between workflow executions allows us to verify that these systems deliver on their promised benefits. Additional considerations, such as adding formal provenance data to the component hashes and assessing the impact of hardware failure on large scientific workflow instances, would further verify the efficacy of our method. Implementing our BlockDAG mechanism in other workflow management systems would allow for workflow verification between workflow management systems. By providing a test-

driven method to determine the scientific equivalence between workflow executions we provide verifiable evidence that next-generation science instruments, such as the SKA produces high quality, reproducible results.

8. Software and data availability

All components used in this study are publicly available as a Python package [52]. The workflows themselves [53], and all data products from each workflow trial execution are available online [51]. The DALiuGE system [54] and the DALiuGE graph editor EAGLE [55] are open source and available as well.

CRedit authorship contribution statement

Nicholas J. Pritchard: Conceptualization, Methodology, Software, Validation, Investigation, Data Curation, Writing - Original Draft, Writing - Review & Editing. **Andreas Wicenc:** Conceptualization, Resources, Writing - Review & Editing, Supervision.

Declaration of competing interest

The authors declare that they have no known competing financial interests or personal relationships that could have appeared to influence the work reported in this paper.

Data availability

Data will be made available on request.

Acknowledgements

This research was supported by an Australian Government Research Training Program (RTP) Scholarship.

Appendix A. Workflow trial signatures

Here, we present truncated signatures output from all trial runs referred to in section 6. Table A.4 contains the signature values for plain lowpass filter tests. Table A.5 contains the signatures from the extended NCC trials.

Table A.4: Table of plain workflow signatures. Truncated from the original signature values to the first five characters for brevity. Signature standards are labeled as follows: RR - Rerun, RT - Repeat, RC - Recompute, RP - Reproduce, RPL-S - Replicate Scientifically, RPL-C - Replicate Computationally, RPL-T - Replicate Totally. Workflow trial names formatted as *method-library-trial*.

Workflow Trial	RR	RT	RC	RP	RPL-S	RPL-C	RPL-T
FFT-fftw-0	3cabf	deb85	d5556	4fa43	f9615	f321d	ca359
FFT-fftw-1	3cabf	deb85	117c4	9ae2d	bfc4b	1e3cf	4d937
FFT-fftw-2	3cabf	deb85	03d3c	26e2a	8b785	17ca2	7fb60
FFT-fftw-3	3cabf	deb85	3bc5e	0d4a1	6648d	d0034	687bf
FFT-fftw-4	3cabf	deb85	58e17	13c75	33366	c433b	6d1fe
FFT-fftw-5	3cabf	deb85	e1a4b	2d0d5	4ce42	56002	b4138
FFT-fftw-6	3cabf	deb85	284d6	b345f	8c086	fa69b	589bb
FFT-fftw-7	3cabf	deb85	a5f11	dd944	5959c	882e0	58b64
FFT-fftw-8	3cabf	deb85	c8e02	7b758	37c0d	3f3c5	07808
FFT-fftw-9	3cabf	deb85	d9d6b	0da65	7c3fb	29eb0	b6bcc
Pointwise-np-0	3cabf	2f7f9	7cb68	3449a	837f2	70370	7549c
Pointwise-np-1	3cabf	2f7f9	080d7	928a7	aa7a0	45b3a	5b6a9
Pointwise-np-2	3cabf	2f7f9	24963	59f82	305bd	36c5f	c7ce8
Pointwise-np-3	3cabf	2f7f9	6fa7a	efb06	c2896	ef68f	2e278
Pointwise-np-4	3cabf	2f7f9	4b180	b3742	c0e64	5b7bb	4eb40
Pointwise-np-5	3cabf	2f7f9	3e519	f07ec	65a85	0a35f	00308
Pointwise-np-6	3cabf	2f7f9	0c776	501eb	b3fae	8d837	3d6b0
Pointwise-np-7	3cabf	2f7f9	6d9bc	6ebb8	d4f24	60547	f4bd6
Pointwise-np-8	3cabf	2f7f9	4019e	b9cf6	fb869	2c487	d09bc
Pointwise-np-9	3cabf	2f7f9	91d11	5ce91	3be4d	b2ae1	9c36d
FFT-np-0	8619d	6bc99	76aac	8fd08	faf14	eac3f	07d3a
FFT-np-1	8619d	6bc99	326f1	bf29b	52ae2	3748e	9b208
FFT-np-2	8619d	6bc99	c493b	bf29b	52ae2	64fa3	9b208
FFT-np-3	8619d	6bc99	09956	8fd08	faf14	dc375	07d3a
FFT-np-4	8619d	6bc99	e15ba	bf29b	52ae2	2a5df	9b208
FFT-np-5	8619d	6bc99	c261c	bf29b	52ae2	ef2c5	9b208
FFT-np-6	8619d	6bc99	a3cc5	bf29b	52ae2	a59c6	9b208
FFT-np-7	8619d	6bc99	7295c	bf29b	52ae2	72836	9b208
FFT-np-8	8619d	6bc99	a03e0	8fd08	faf14	3131e	07d3a
FFT-np-9	8619d	6bc99	88ff5	bf29b	52ae2	6d378	9b208
FFT-cuda-0	8619d	85f98	09b82	8fd08	faf14	9343a	7ecb0
FFT-cuda-1	8619d	85f98	0ebd4	bf29b	52ae2	2df4d	6f8a9
FFT-cuda-2	8619d	85f98	641dc	bf29b	52ae2	78071	6f8a9
FFT-cuda-3	8619d	85f98	7e4bf	8fd08	faf14	d7105	7ecb0
FFT-cuda-4	8619d	85f98	59a07	bf29b	52ae2	4f18d	6f8a9
FFT-cuda-5	8619d	85f98	fb74a	bf29b	52ae2	46996	6f8a9
FFT-cuda-6	8619d	85f98	6b8ea	bf29b	52ae2	25474	6f8a9
FFT-cuda-7	8619d	85f98	8581f	bf29b	52ae2	a9abf	6f8a9
FFT-cuda-8	8619d	85f98	900e1	bf29b	52ae2	93555	6f8a9
FFT-cuda-9	8619d	85f98	024b7	bf29b	52ae2	1dfe3	6f8a9

Table A.5: Table of NCC workflow signatures. Truncated from the original signature values to the first five characters for brevity. Signature standards are labeled as follows: RR - Rerun, RT - Repeat, RC - Recompute, RP - Reproduce, RPL-S - Replicate Scientifically, RPL-C - Replicate Computationally, RPL-T - Replicate Totally. Workflow trial names formatted as *method-library-trial*.

Workflow Trial	RR	RT	RC	RP	RPL-S	RPL-C	RPL-T
Pointwise-np-ncc-0	3cabf	deb85	d5556	4fa43	f9615	f321d	ca359
Pointwise-np-ncc-1	3cabf	deb85	117c4	9ae2d	bfc4b	1e3cf	4d937
Pointwise-np-ncc-2	3cabf	deb85	03d3c	26e2a	8b785	17ca2	7fb60
Pointwise-np-ncc-3	3cabf	deb85	3bc5e	0d4a1	6648d	d0034	687bf
Pointwise-np-ncc-4	3cabf	deb85	58e17	13c75	33366	c433b	6d1fe
Pointwise-np-ncc-5	3cabf	deb85	e1a4b	2d0d5	4ce42	56002	b4138
Pointwise-np-ncc-6	3cabf	deb85	284d6	b345f	8c086	fa69b	589bb
Pointwise-np-ncc-7	3cabf	deb85	a5f11	dd944	5959c	882e0	58b64
Pointwise-np-ncc-8	3cabf	deb85	c8e02	7b758	37c0d	3f3c5	07808
Pointwise-np-ncc-9	3cabf	deb85	d9d6b	0da65	7c3fb	29eb0	b6bcc
FFT-fftw-ncc-0	3cabf	2f7f9	7cb68	3449a	837f2	70370	7549c
FFT-fftw-ncc-1	3cabf	2f7f9	080d7	928a7	aa7a0	45b3a	5b6a9
FFT-fftw-ncc-2	3cabf	2f7f9	24963	59f82	305bd	36c5f	c7ce8
FFT-fftw-ncc-3	3cabf	2f7f9	6fa7a	efb06	c2896	ef68f	2e278
FFT-fftw-ncc-4	3cabf	2f7f9	4b180	b3742	c0e64	5b7bb	4eb40
FFT-fftw-ncc-5	3cabf	2f7f9	3e519	f07ec	65a85	0a35f	00308
FFT-fftw-ncc-6	3cabf	2f7f9	0c776	501eb	b3fae	8d837	3d6b0
FFT-fftw-ncc-7	3cabf	2f7f9	6d9bc	6ebb8	d4f24	60547	f4bd6
FFT-fftw-ncc-8	3cabf	2f7f9	4019e	b9cf6	fb869	2c487	d09bc
FFT-fftw-ncc-9	3cabf	2f7f9	91d11	5ce91	3be4d	b2ae1	9c36d
FFT-np-ncc-0	8619d	b09c7	a6758	8fd08	faf14	c6cb6	89a7c
FFT-np-ncc-1	8619d	b09c7	d5ed5	bf29b	52ae2	b21bb	cfb27
FFT-np-ncc-2	8619d	b09c7	20176	bf29b	52ae2	84b38	cfb27
FFT-np-ncc-3	8619d	b09c7	ecc8b	8fd08	faf14	585e2	89a7c
FFT-np-ncc-4	8619d	b09c7	4a455	bf29b	52ae2	17d62	cfb27
FFT-np-ncc-5	8619d	b09c7	10797	bf29b	52ae2	3119d	cfb27
FFT-np-ncc-6	8619d	b09c7	147db	bf29b	52ae2	4ae6b	cfb27
FFT-np-ncc-7	8619d	b09c7	d181b	bf29b	52ae2	1962b	cfb27
FFT-np-ncc-8	8619d	b09c7	3bc4c	8fd08	faf14	2f68d	89a7c
FFT-np-ncc-9	8619d	b09c7	e9262	bf29b	52ae2	9518f	cfb27
FFT-cuda-ncc-0	8619d	85f98	09b82	8fd08	faf14	9343a	7ecb0
FFT-cuda-ncc-1	8619d	85f98	0ebd4	bf29b	52ae2	2df4d	6f8a9
FFT-cuda-ncc-2	8619d	85f98	641dc	bf29b	52ae2	78071	6f8a9
FFT-cuda-ncc-3	8619d	85f98	7e4bf	8fd08	faf14	d7105	7ecb0
FFT-cuda-ncc-4	8619d	85f98	59a07	bf29b	52ae2	4f18d	6f8a9
FFT-cuda-ncc-5	8619d	85f98	fb74a	bf29b	52ae2	46996	6f8a9
FFT-cuda-ncc-6	8619d	85f98	6b8ea	bf29b	52ae2	25474	6f8a9
FFT-cuda-ncc-7	8619d	85f98	8581f	bf29b	52ae2	a9abf	6f8a9
FFT-cuda-ncc-8	8619d	85f98	900e1	bf29b	52ae2	93555	6f8a9
FFT-cuda-ncc-9	8619d	85f98	024b7	bf29b	52ae2	1dfe3	6f8a9

References

- [1] M. Baker, 1,500 scientists lift the lid on reproducibility, *Nature News* 533 (7604) (2016) 452. doi:10.1038/533452a.
URL <http://www.nature.com/news/1-500-scientists-lift-the-lid-on-reproducibility-1.19970>
- [2] R. Peng, The reproducibility crisis in science: A statistical counterattack, *Significance* 12 (3) (2015) 30–32. doi:https://doi.org/10.1111/j.1740-9713.2015.00827.x.
URL <https://rss.onlinelibrary.wiley.com/doi/abs/10.1111/j.1740-9713.2015.00827.x>
- [3] J. M. Perkel, Challenge to scientists: does your ten-year-old code still run?, *Nature* 584 (7822) (2020) 656–658, number: 7822 Publisher: Nature Publishing Group. doi:10.1038/d41586-020-02462-7.
URL <https://www.nature.com/articles/d41586-020-02462-7>
- [4] P. Quinn, T. Axelrod, I. Bird, R. Dodson, A. Szalay, A. Wicenec, Delivering SKA science, in: *Proceedings of Advancing Astrophysics with the Square Kilometre Array — PoS(AASKA14)*, Sissa Medialab, 2015, p. 147. doi:10.22323/1.215.0147.
URL <https://pos.sissa.it/215/147>
- [5] L. A. Barba, Terminologies for reproducible research, arXiv e-prints (2018) arXiv:1802.03311.
- [6] O. E. Gunderson, The fundamental principles of reproducibility, *Philosophical Transactions of the Royal Society A: Mathematical, Physical and Engineering Sciences* 379 (2197) (2021) 20200210. arXiv:https://royalsocietypublishing.org/doi/pdf/10.1098/rsta.2020.0210, doi:10.1098/rsta.2020.0210.
URL <https://royalsocietypublishing.org/doi/abs/10.1098/rsta.2020.0210>
- [7] C. Wu, R. Tobar, K. Vinsen, A. Wicenec, D. Pallot, B. Lao, R. Wang, T. An, M. Boulton, I. Cooper, R. Dodson, M. Dolensky, Y. Mei, F. Wang, DALiUGe: A graph execution framework for harnessing the astronomical data deluge, *Astronomy and Computing* 20 (year) 1–15. doi:10.1016/j.ascom.2017.03.007.
URL <https://linkinghub.elsevier.com/retrieve/pii/S2213133716301214>
- [8] J. F. Claerbout, M. Karrenbach, Electronic documents give reproducible research a new meaning, in: *SEG Technical Program Expanded Abstracts 1992*, Society of Exploration Geophysicists, 2005, pp. 601–604. doi:10.1190/1.1822162.
URL <https://library.seg.org/doi/abs/10.1190/1.1822162>
- [9] R. D. Peng, Reproducible research in computational science, *Science* 334 (6060) (2011) 1226–1227, publisher: American Association for the Advancement of Science Section: Perspective. doi:10.1126/science.1213847.
URL <http://science.sciencemag.org/content/334/6060/1226>
- [10] C. Drummond, Replicability is not reproducibility: nor is it good science (2009). doi:10.1.1.149.5692.
URL <http://cogprints.org/7691/>
- [11] F. C. Y. Benureau, N. P. Rougier, Re-run, repeat, reproduce, reuse, replicate: Transforming code into scientific contributions, *Frontiers in Neuroinformatics* 11 (2018) 69. doi:10.3389/fninf.2017.00069.
URL <https://www.frontiersin.org/article/10.3389/fninf.2017.00069>
- [12] G. K. Sandve, A. Nekrutenko, J. Taylor, E. Hovig, Ten simple rules for reproducible computational research, *PLoS Computational Biology* 9 (10) (2013) e1003285. doi:10.1371/journal.pcbi.1003285.
URL <https://dx.plos.org/10.1371/journal.pcbi.1003285>
- [13] K. Ram, Git can facilitate greater reproducibility and increased transparency in science, *Source Code for Biology and Medicine* 8 (1) (2013) 7. doi:10.1186/1751-0473-8-7.
URL <https://scfbm.biomedcentral.com/articles/10.1186/1751-0473-8-7>
- [14] C. Boettiger, An introduction to docker for reproducible research, *ACM SIGOPS Operating Systems Review* 49 (1) (2015) 71–79. doi:10.1145/2723872.2723882.
URL <https://dl.acm.org/doi/10.1145/2723872.2723882>
- [15] M. Beg, J. Taka, T. Kluyver, A. Konovalov, M. Ragan-Kelley, N. M. Thiéry, H. Fangohr, Using Jupyter for Reproducible Scientific Workflows, *Computing in Science & Engineering* 23 (2) (2021) 36–46, conference Name: Computing in Science & Engineering. doi:10.1109/MCSE.2021.3052101.
URL <https://ieeexplore.ieee.org/abstract/document/9325550/>
- [16] R. J. Nemiroff, J. Wallin. Astrophysics source code library [online].
- [17] P. Ginsparg. About arXiv | arXiv e-print repository [online].
- [18] A. M. Smith, K. E. Niemeyer, D. S. Katz, L. A. Barba, G. Githinji, M. Gymrek, K. D. Huff, C. R. Madan, A. Cabunoc Mayes, K. M. Moerman, P. Prins, K. Ram, A. Rokem, T. K. Teal, R. Valls Guimera, J. T. Vanderplas, Journal of open source software (JOSS): design and first-year review, *PeerJ Computer Science* 4 (2018) e147. doi:10.7717/peerj-cs.147.
URL <https://doi.org/10.7717/peerj-cs.147>
- [19] E. Bellini, A blockchain based trusted persistent identifier system for big data in science, *Foundations of Computing and Decision Sciences* 44 (4) (2019) 351–377. doi:10.2478/fcds-2019-0018.
URL <https://content.sciendo.com/doi/10.2478/fcds-2019-0018>
- [20] A.-L. Lamprecht, L. Garcia, M. Kuzak, C. Martinez, R. Arcila, E. Martin Del Pico, V. Dominguez Del Angel, S. van de Sandt, J. Ison, P. A. Martinez, P. McQuilton, A. Valencia, J. Harrow, F. Psomopoulos, J. L. Gelpi, N. Chue Hong, C. Goble, S. Capella-Gutierrez, Towards FAIR principles for research software, *Data Science* 3 (1) (2020) 37–59, publisher: IOS Press. doi:10.3233/DS-190026.
- [21] C. Goble, S. Cohen-Boulakia, S. Soiland-Reyes, D. Garijo, Y. Gil, M. R. Crusoe, K. Peters, D. Schober, FAIR Computational Workflows, *Data Intelligence* 2 (1-2) (2020) 108–121. doi:10.1162/dint_a_00033.
URL https://doi.org/10.1162/dint_a_00033
- [22] M. D. Wilkinson, M. Dumontier, I. J. Aalbersberg, G. Appleton, M. Axton, A. Baak, N. Blomberg, J.-W. Boiten, L. B. da Silva Santos, P. E. Bourne, J. Bouwman, A. J. Brookes, T. Clark, M. Crosas, I. Dillo, O. Dumon, S. Edmunds, C. T. Evelo, R. Finkers, A. Gonzalez-Beltran, A. J. Gray, P. Groth, C. Goble, J. S. Grethe, J. Heringa, P. A. 't Hoen, R. Hoofst, T. Kuhn, R. Kok, J. Kok, S. J. Lusher, M. E. Martone, A. Mons, A. L. Packer, B. Persson, P. Rocca-Serra, M. Roos, R. van Schaik, S.-A. Sansone, E. Schultes, T. Sengstag, T. Slater, G. Strawn, M. A. Swertz, M. Thompson, J. van der Lei, E. van Mulligen, J. Velterop, A. Waagmeester, P. Wittenburg, K. Wolstencroft, J. Zhao, B. Mons, The FAIR guiding principles for scientific data management and stewardship, *Scientific Data* 3 (1) (2016) 160018. doi:10.1038/sdata.2016.18.
URL <https://doi.org/10.1038/sdata.2016.18>
- [23] R. Ferreira da Silva, R. Filgueira, I. Pietri, M. Jiang, R. Sakellariou, E. Deelman, A characterization of workflow management systems for extreme-scale applications, *Future Generation Computer Systems* 75 (2017) 228–238. doi:10.1016/j.future.2017.02.026.
URL <http://www.sciencedirect.com/science/article/pii/S0167739X17302510>
- [24] A. Gaignard, J. Montagnat, B. Gibaud, G. Forestier, T. Glatard, Domain-specific summarization of life-science e-experiments from provenance traces, *Journal of Web Semantics* 29 (2014) 19–30. doi:https://doi.org/10.1016/j.websem.2014.07.001.
URL <https://www.sciencedirect.com/science/article/pii/S1570826814000493>
- [25] A. Gaignard, H. Skaf-Molli, K. Belhajjame, Findable and reusable workflow data products: A genomic workflow case study, *Semantic Web* 11 (5) (2020) 751–763, publisher: IOS Press. doi:10.3233/SW-200374.
URL <https://content.iospress.com/articles/semantic-web/sw200374>
- [26] N. Schaduangrat, S. Lampa, S. Simeon, M. P. Gleeson, O. Spjuth, C. Nantasenamat, Towards reproducible computational drug discovery, *Journal of Cheminformatics* 12 (1) (2020) 9. doi:10.1186/s13321-020-0408-x.
URL <https://doi.org/10.1186/s13321-020-0408-x>
- [27] C. S. Liew, M. Atkinson, M. Galea, T. F. Ang, P. Martin, J. v. Hemert, Scientific workflows: Moving across paradigms, *ACM Computing Surveys* 49 (4) (2017) 66, publisher: Association for Computing Machinery (ACM). doi:10.1145/3012429.
URL <https://www.research.ed.ac.uk/en/publications/scientific-workflows-moving-across-paradigms>
- [28] R. Ferreira da Silva, H. Casanova, K. Chard, D. Laney, D. Ahn, S. Jha, C. Goble, L. Ramakrishnan, L. eerson, B. Enders, D. Thain, I. Altin-

- tas, Y. Babuji, R. Badia, V. Bonazzi, T. Coleman, M. Crusoe, E. Deelman, F. Di Natale, P. Di Tommaso, T. Fahringer, R. Filgueira, G. Fursin, A. Ganose, B. Gruning, D. S. Katz, O. Kuchar, A. Kupresanin, B. Ludascher, K. Maheshwari, M. Mattoso, K. Mehta, T. Munson, J. Ozik, T. Peterka, L. Pottier, T. Randles, S. Soiland-Reyes, B. Tovar, M. Turilli, T. Uram, K. Vahi, M. Wilde, M. Wolf, J. Wozniak, Workflows community summit: Bringing the scientific workflows community together (2021). doi:10.5281/zenodo.4606958.
- [29] M. Atkinson, S. Gesing, J. Montagnat, I. Taylor, Scientific workflows: Past, present and future, *Future Generation Computer Systems* 75 (2017) 216–227. doi:10.1016/j.future.2017.05.041. URL <http://www.sciencedirect.com/science/article/pii/S0167739X17311202>
- [30] R. Wang, R. Tobar, M. Dolensky, T. An, A. Wicenc, C. Wu, F. Dulwich, N. Podhorski, V. Anantharaj, E. Suchyta, B. Lao, S. Klasky, Processing full-scale square kilometre array data on the summit supercomputer, in: SC20: International Conference for High Performance Computing, Networking, Storage and Analysis, 2020, pp. 1–12. doi:10.1109/SC41405.2020.00006.
- [31] R. Celebi, J. R. Moreira, A. A. Hassan, S. Ayyar, L. Ridder, T. Kuhn, M. Dumontier, Towards FAIR protocols and workflows: the OpenPREDICT use case, *peerJ* (2020) 29doi:<https://doi.org/10.7717/peerj-cs.281>. URL <https://peerj.com/articles/cs-281/>
- [32] R. Botvinnik-Nezer, F. Holzmeister, C. F. Camerer, A. Dreber, J. Huber, M. Johannesson, M. Kirchler, R. Iwanir, J. A. Mumford, R. A. Adcock, P. Avesani, B. M. Baczkowski, A. Bajracharya, L. Bakst, S. Ball, M. Barilari, N. Bault, D. Beaton, J. Beitner, R. G. Benoit, R. M. W. J. Berkers, J. P. Bhanji, B. B. Biswal, S. Bobadilla-Suarez, T. Bortolini, K. L. Bottenhorn, A. Bowring, S. Braem, H. R. Brooks, E. G. Brudner, C. B. Calderon, J. A. Camilleri, J. J. Castellon, L. Cecchetti, E. C. Cieslik, Z. J. Cole, O. Collignon, R. W. Cox, W. A. Cunningham, S. Czoschke, K. Dadi, C. P. Davis, A. D. Luca, M. R. Delgado, L. Demetriou, J. B. Dennison, X. Di, E. W. Dickie, E. Dobryakova, C. L. Donnat, J. Dukart, N. W. Duncan, J. Durnez, A. Eed, S. B. Eickhoff, A. Erhart, L. Fontanesi, G. M. Fricke, S. Fu, A. Galván, R. Gau, S. Genon, T. Glatard, E. Glerean, J. J. Goeman, S. A. E. Golwin, C. González-García, K. J. Gorgolewski, C. L. Grady, M. A. Green, J. a. F. Guassi Moreira, O. Guest, S. Hakimi, J. P. Hamilton, R. Hancock, G. Handjaras, B. B. Harry, C. Hawco, P. Herholz, G. Herman, S. Heunis, F. Hoffstaedter, J. Hogeveen, S. Holmes, C.-P. Hu, S. A. Huettel, M. E. Hughes, V. Iacovella, A. D. Iordan, P. M. Isager, A. I. Isik, A. Jahn, M. R. Johnson, T. Johnstone, M. J. E. Joseph, A. C. Juliano, J. W. Kable, M. Kassinosopoulos, C. Koba, X.-Z. Kong, T. R. Kosciak, N. E. Kucukboyaci, B. A. Kuhl, S. Kupek, A. R. Laird, C. Lamm, R. Langner, N. Lauharatanahirun, H. Lee, S. Lee, A. Leemans, A. Leo, E. Lesage, F. Li, M. Y. C. Li, P. C. Lim, E. N. Lintz, S. W. Liphardt, A. B. Losecaat Vermeer, B. C. Love, M. L. Mack, N. Malpica, T. Marins, C. Maumet, K. McDonald, J. T. McGuire, H. Meler, A. S. Méndez Leal, B. Meyer, K. N. Meyer, G. Mihai, G. D. Mitsis, J. Moll, D. M. Nielson, G. Nilsson, M. P. Notter, E. Olivetti, A. I. Onicas, P. Papale, K. R. Patil, J. E. Peelle, A. Pérez, D. Pischetta, J.-B. Poline, Y. Prystauka, S. Ray, P. A. Reuter-Lorenz, R. C. Reynolds, E. Ricciardi, J. R. Rieck, A. M. Rodriguez-Thompson, A. Romy, T. Salo, G. R. Samanez-Larkin, E. Sanz-Morales, M. L. Schlichting, D. H. Schultz, Q. Shen, M. A. Sheridan, J. A. Silvers, K. Skagerlund, A. Smith, D. V. Smith, P. Sokol-Hessner, S. R. Steinkamp, S. M. Tashjian, B. Thirion, J. N. Thorp, G. Tinghög, L. Tisdall, S. H. Tompson, C. Toro-Serey, J. J. Torre Tresols, L. Tozzi, V. Truong, L. Turella, A. E. van 't Veer, T. Verguts, J. M. Vettel, S. Vijayarajah, K. Vo, M. B. Wall, W. D. Weeda, S. Weis, D. J. White, D. Wisniewski, A. Xifra-Porxas, E. A. Yearling, S. Yoon, R. Yuan, K. S. L. Yuen, L. Zhang, X. Zhang, J. E. Zosky, T. E. Nichols, R. A. Poldrack, T. Schonberg, Variability in the analysis of a single neuroimaging dataset by many teams, *Nature* 582 (7810) (2020) 84–88, number: 7810 Publisher: Nature Publishing Group. doi:10.1038/s41586-020-2314-9. URL <https://www.nature.com/articles/s41586-020-2314-9>
- [33] J. P. A. Ioannidis, Meta-research: Why research on research matters, *PLOS Biology* 16 (3) (2018) e2005468. doi:10.1371/journal.pbio.2005468. URL <https://dx.plos.org/10.1371/journal.pbio.2005468>
- [34] B. Pérez, J. Rubio, C. Sáenz-Adán, A systematic review of provenance systems, *Knowledge and Information Systems* 57 (3) (2018) 495–543. doi:10.1007/s10115-018-1164-3. URL <https://doi.org/10.1007/s10115-018-1164-3>
- [35] T. Šimko, L. Heinrich, H. Hirvonsalo, D. Kousidis, D. Rodríguez, REANA: A system for reusable research data analyses, *EPJ Web of Conferences* 214 (2019) 06034. doi:10.1051/epjconf/201921406034. URL <https://www.epj-conferences.org/10.1051/epjconf/201921406034>
- [36] Ensuring accurate resource identification, *Nature Protocols* 15 (6) (2020) 1879–1880. doi:10.1038/s41596-020-0334-4. URL <https://doi.org/10.1038/s41596-020-0334-4>
- [37] Transparency and reproducibility initiative (2020). URL <https://sc20.supercomputing.org/submit/transparency-reproducibility-initiative/>
- [38] S. Cohen-Boulakia, K. Belhajjame, O. Collin, J. Chopard, C. Froidevaux, A. Gaignard, K. Hinsin, P. Larmande, Y. L. Bras, F. Lemoine, F. Mareuil, H. Ménager, C. Pradal, C. Blanchet, Scientific workflows for computational reproducibility in the life sciences: Status, challenges and opportunities, *Future Generation Computer Systems* 75 (2017) 284–298. doi:<https://doi.org/10.1016/j.future.2017.01.012>. URL <https://www.sciencedirect.com/science/article/pii/S0167739X17300316>
- [39] X. Chen, S. Dallmeier-Tiessen, R. Dasler, S. Feger, P. Fokianos, J. B. Gonzalez, H. Hirvonsalo, D. Kousidis, A. Lavasa, S. Mele, D. R. Rodriguez, T. Šimko, T. Smith, A. Trisovic, A. Trzcinska, I. Tsanaktis, M. Zimmermann, K. Cranmer, L. Heinrich, G. Watts, M. Hildreth, L. Lloret Iglesias, K. Lassila-Perini, S. Neubert, Open is not enough, *Nature Physics* 15 (2) (2019) 113–119. doi:10.1038/s41567-018-0342-2. URL <http://www.nature.com/articles/s41567-018-0342-2>
- [40] S. N. Goodman, D. Fanelli, J. P. A. Ioannidis, What does research reproducibility mean?, *Science Translational Medicine* 8 (341) (2016) 341ps12–341ps12, publisher: American Association for the Advancement of Science. doi:10.1126/scitranslmed.aaf5027. URL <https://stm.sciencemag.org/content/8/341/341ps12>
- [41] R. Iakymchuk, M. B. Vayá, S. Graillat, J. I. Aliaga, E. S. Quintana-Ortí, Reproducibility of parallel preconditioned conjugate gradient in hybrid programming environments, *The International Journal of High Performance Computing Applications* 34 (5) (2020) 502–518. doi:10.1177/1094342020932650. URL <https://doi.org/10.1177/1094342020932650>
- [42] F. Fidler, J. Wilcox, Reproducibility of scientific results, in: E. N. Zalta (Ed.), *The Stanford Encyclopedia of Philosophy*, winter 2018 Edition, Metaphysics Research Lab, Stanford University, 2018. URL <https://plato.stanford.edu/archives/win2018/entries/scientific-reproducibility/>
- [43] G. J. Lithgow, M. Driscoll, P. Phillips, A long journey to reproducible results, *Nature* 548 (7668) (2017) 387–388. doi:10.1038/548387a. URL <http://www.nature.com/articles/548387a>
- [44] B. K. Beaulieu-Jones, C. S. Greene, Reproducibility of computational workflows is automated using continuous analysis, *Nature Biotechnology* 35 (4) (2017) 342–346. doi:10.1038/nbt.3780. URL <http://www.nature.com/articles/nbt.3780>
- [45] R. C. Merkle, A digital signature based on a conventional encryption function, in: C. Pomerance (Ed.), *Advances in Cryptology — CRYPTO '87*, Lecture Notes in Computer Science, Springer, 1988, pp. 369–378. doi:10.1007/3-540-48184-2_32.
- [46] A. B. Kahn, Topological sorting of large networks, *Commun. ACM* 5 (11) (1962) 558–562, place: New York, NY, USA Publisher: Association for Computing Machinery. doi:10.1145/368996.369025. URL <https://doi.org/10.1145/368996.369025>
- [47] C. R. Harris, K. J. Millman, S. J. van der Walt, R. Gommers, P. Virtanen, D. Cournapeau, E. Wieser, J. Taylor, S. Berg, N. J. Smith, R. Kern, M. Picus, S. Hoyer, M. H. van Kerkwijk, M. Brett, A. Haldane, J. F. del Río, M. Wiebe, P. Peterson, P. Gérard-Marchant, K. Sheppard, T. Reddy, W. Weckesser, H. Abbasi, C. Gohlke, T. E. Oliphant, Array programming with NumPy, *Nature* 585 (7825) (2020) 357–362. doi:10.1038/s41586-020-2649-2. URL <https://doi.org/10.1038/s41586-020-2649-2>
- [48] L. E. Henry Gomersall. PyFFTW [online].
- [49] A. Klöckner, N. Pinto, Y. Lee, B. Catanzaro, P. Ivanov, A. Fasih, Py-

- CUDA and PyOpenCL: A scripting-based approach to GPU run-time code generation, *Parallel Computing* 38 (3) (2012) 157–174. doi: 10.1016/j.parco.2011.09.001.
- [50] V. Ingle, S. Kogon, D. Manolakis, *Statistical and Adaptive Signal Processing*, Artech, 2005.
- [51] N. Pritchard, DALiuGE lowpass graph trial executions, ZenodoPublisher: Zenodo (2022). doi:10.5281/zenodo.7001932.
URL <https://doi.org/10.5281/zenodo.7001932>
- [52] N. Pritchard, DALiuGE lowpass components, ZenodoPublisher: Zenodo (2022). doi:10.5281/zenodo.6999896.
URL <https://zenodo.org/record/6999896>
- [53] N. Pritchard, DALiuGE lowpass graphs, ZenodoPublisher: Zenodo (2022). doi:10.5281/zenodo.6999672.
URL <https://zenodo.org/record/6999672>
- [54] R. Tobar, A. Wicenc, N. Pritchard, C. Wu, J. Strauss, C. Gray, M. Wicenc, D. Pallot, K. Vinsen, J. Carravick, V. Ogarko, R. Wang, R. Bunney, Y. Grange, S. Ord, R. Dodson, M. Boulton, DALiuGE, the Data Activated Flow Graph Engine.
URL <https://github.com/ICRAR/daliuge>
- [55] J. Strauss, M. Wicenc, A. Wicenc, N. Pritchard, C. Gray, EAGLE, the DALiuGE graph editor.
URL <https://github.com/ICRAR/EAGLE>



Nicholas J. Pritchard received the BSc. in computer science and software engineering in 2018 and the MPhil in Physics in 2021 from the University of Western Australia, Perth, Australia. He is currently pursuing a Ph.D. in physics at the University of Western Australia, Perth, Australia. From 2021 to 2023, he was a Research Assistant and Software Engineer with the International Centre for Radio Astronomy Research, University of Western Australia, Perth, Australia. His research interests include using neuromorphic computing, spiking neural networks, and data-intensive workflow systems.



Andreas Wicenc is Professor at the University of Western Australia since 2010, leading the Data Intensive Astronomy Program of the International Centre for Radio Astronomy Research. He joined ESO in 1997 as an archive specialist and was involved in the final implementation of the archive for ESO's Very Large Telescope (VLT) and then became ESO's Archive Scientist and led the ALMA archive subsystem development group. Prof. Wicenc's scientific interests and publications include high-precision global astrometry, optical background radiation, stellar photometry, planetary nebulae dynamics and evolution, observational survey astronomy, and related scheduling and computational concepts.