

Enhancing Fairness in Unsupervised Graph Anomaly Detection through Disentanglement

Wenjing Chang

Computer Network Information Center, CAS
University of Chinese Academy of Sciences
Beijing, China
changwenjing@cnic.cn

Philip S. Yu

University of Illinois Chicago
Chicago, Illinois, USA
psyu@uic.edu

Kay Liu

University of Illinois Chicago
Chicago, Illinois, USA
zliu234@uic.edu

Jianjun Yu

Computer Network Information Center, CAS
Beijing, China
yujj@cnic.ac.cn

ABSTRACT

Graph anomaly detection (GAD) is becoming increasingly crucial in various applications, ranging from financial fraud detection to fake news detection. However, current GAD methods largely overlook the issue of fairness, which might result in discriminatory decisions skewed toward certain demographic groups defined on sensitive attributes (e.g., gender, religion, ethnicity, etc.). This greatly limits the applicability of these methods in real-world scenarios in light of societal and ethical restrictions. To address this critical gap, we make the first attempt to integrate fairness with utility in GAD decision-making. Specifically, we devise a novel DisEntangle-based FairnEss-aware aNomaly Detection framework on the attributed graph, named DEFEND. DEFEND first introduces disentanglement in GNNs to capture informative yet sensitive-irrelevant node representations, effectively reducing societal bias inherent in graph representation learning. Besides, to alleviate discriminatory bias in evaluating anomalous nodes, DEFEND adopts a reconstruction-based anomaly detection, which concentrates solely on node attributes without incorporating any graph structure. Additionally, given the inherent association between input and sensitive attributes, DEFEND constrains the correlation between the reconstruction error and the predicted sensitive attributes. Our empirical evaluations on real-world datasets reveal that DEFEND performs effectively in GAD and significantly enhances fairness compared to state-of-the-art baselines. To foster reproducibility, our code is available at <https://github.com/AhaChang/DEFEND>.

CCS CONCEPTS

• **Mathematics of computing** → *Graph algorithms*; • **Security and privacy** → *Software and application security*.

Permission to make digital or hard copies of all or part of this work for personal or classroom use is granted without fee provided that copies are not made or distributed for profit or commercial advantage and that copies bear this notice and the full citation on the first page. Copyrights for components of this work owned by others than the author(s) must be honored. Abstracting with credit is permitted. To copy otherwise, or republish, to post on servers or to redistribute to lists, requires prior specific permission and/or a fee. Request permissions from permissions@acm.org.
Conference'17, July 2017, Washington, DC, USA

© 2024 Copyright held by the owner/author(s). Publication rights licensed to ACM.
ACM ISBN 978-1-4503-XXXX-X/18/06
<https://doi.org/XXXXXXX.XXX>

KEYWORDS

Graph Anomaly Detection, Fairness, Graph Neural Networks

ACM Reference Format:

Wenjing Chang, Kay Liu, Philip S. Yu, and Jianjun Yu. 2024. Enhancing Fairness in Unsupervised Graph Anomaly Detection through Disentanglement. In *Proceedings of ACM Conference (Conference'17)*. ACM, New York, NY, USA, 11 pages. <https://doi.org/XXXXXXX.XXX>

1 INTRODUCTION

Graph Anomaly Detection (GAD), which aims to identify nodes that deviate significantly from the majority of nodes, has attracted wide attention in various domains, including fraudster detection in financial networks [16, 45] and spammer detection in social networks [23, 41]. The advancement of Graph Neural Networks (GNNs) [13, 22, 39] has significantly propelled the development of GNN-based GAD methods [2, 7, 15, 20], enhancing their ability to accurately identify anomalies on graphs.

Given the wide-ranging applications of graph anomaly detection, particularly within high-stakes domains, its fairness cannot be overlooked. Specifically, unfair decisions that skew toward certain demographic groups associated with sensitive attributes (e.g., gender, religion, and ethnicity) might cause profound societal and ethical concerns. For example, in the realm of social networks (e.g., Reddit and Twitter), anomalous users (e.g., spreading misinformation or engaging in fake account interactions) might be subjected to strict investigation and even permanent account suspension. In such scenarios, biased decisions could result in disproportionately targeting certain groups while inadvertently neglecting others. This undermines the effectiveness and reliability of anomaly detection systems and raises critical ethical concerns. To address the issues above, several fairness-aware anomaly detection methods have been proposed [6, 34, 35, 46], aiming to balance fairness and utility in anomaly detection. However, these methods predominantly focus on independent and identically distributed (i.i.d.) data, failing to account for the societal bias in graph data.

Societal bias within graph data poses a significant challenge to achieving fairness in graph learning tasks [5, 47]. The bias manifests not only in node attributes but also in the topological structure of the graph. From one aspect, sensitive attributes are likely inherently spread across other attributes (e.g., the geographic location might be correlated with religion and ethnicity) [6]. Moreover, since nodes

with similar attributes are more likely to form connections, the graph topology is actually influenced by sensitive attributes [32, 37]. Additionally, recent studies [5, 40, 47] have demonstrated that the biased topology coupled with the message-passing mechanism in GNNs may inherit or even amplify the inherent societal bias in graphs. More specifically, aggregating features from neighboring nodes that share identical sensitive attributes may result in representations that amplify the features of the demographic group. Consequently, such homogeneous representations can potentially affect the fairness of the decision-making process in GNNs.

Over the past years, many existing works have explored fairness in graphs for GNN-based methods [21, 24, 29, 36]. A common strategy involves eliminating sensitive information from the training graph and implementing the debiased graph for the target tasks [8, 32, 37]. In this manner, the debiased graph is expected to retain less potentially sensitive information while preserving all non-sensitive characteristics. However, the efficacy of such debiasing techniques in GAD tasks is not yet fully established. A primary concern is the potential overlap between characteristics of anomalies associated with nonsensitive attributes and those of demographic groups linked to sensitive attributes. For instance, an edge might indicate that nodes share the same sensitive attributes while displaying anomalous behavior. This overlap poses a challenge in concurrently mitigating bias and preserving the integrity of anomalies. Another prevalent strategy involves training fair GNNs to perform the target tasks in a way that is independent of sensitive attributes [5, 47]. These methods are dedicated to end-to-end supervised node classification, where target labels are available during training. Therefore, directly applying them to unsupervised graph anomaly detection is challenging, primarily due to the absence of ground truth labels that indicate whether a node is anomalous.

As an alternative, fair representation learning has been proposed to learn representations free from sensitive attributes while maintaining essential information for decision-making in downstream tasks [26, 43]. Disentangled representation learning provides a novel perspective in fair representation learning, enabling the simultaneous maintenance of sensitive-relevant and irrelevant information, which are separated into independent subspaces. While disentangled fair representation learning has shown promise in benefiting fairness in image classification tasks [4, 19, 31], its applicability on unsupervised graph anomaly detection is non-trivial. Different from the i.i.d. image data, graph data contains complex interrelations between nodes, which are represented in the graph topology. The first challenge involves effectively encoding both the attributes of nodes and the topology of the graph into a disentangled i.i.d. node representation while preserving the information essential for anomaly detection. Furthermore, an additional challenge lies in achieving fair anomaly detection with obtained fair representation. In prior studies, disentangled fair representation is used for supervised downstream tasks. However, we focus on unsupervised anomaly detection, which relies on reconstruction error to make the decision. Considering the correlation between sensitive attributes and other attributes, as well as the connections influenced by sensitive attributes, direct reconstruction of the original graph may result in biased decisions.

In this paper, we propose a novel **DisEntangle-based FairEss-aware aNomaly Detection** framework on the attributed graph,

named **DEFEND**. We first introduce disentangled fair representation learning on graphs to capture node representations that are both informative and independent of sensitive attributes. Specifically, the disentangled graph encoder can effectively separate sensitive-relevant and -irrelevant node representations into independent subspaces with the guidance of a learnable adversary. To alleviate discriminatory bias in detecting anomalous nodes, we deploy an additional decoder that reconstructs node attributes from the well-trained disentangled encoder. Given the inherent bias in graph topology, anomaly detection relies solely on node attributes. Furthermore, to mitigate the effect of the interrelation between raw node attributes and sensitive attributes, we introduce a fairness constraint, ensuring the reconstruction error remains invariant to the predicted sensitive attributes.

In summary, the main contributions of this paper are as follows:

- To the best of our knowledge, we proposed the first method DEFEND for fair unsupervised graph anomaly detection, which reduces discriminatory bias in anomaly detection.
- DEFEND employs constrained reconstruction error coupled with a disentangled encoder for fair anomaly detection.
- Extensive experiments on real-world datasets show that DEFEND achieves a competitive performance and significantly enhances fairness compared with baselines.

2 PRELIMINARIES

2.1 Problem Definition

Let $\mathcal{G} = (\mathcal{V}, \mathbf{A}, \mathbf{X}, \mathbf{S})$ be an attributed graph with N nodes and E edges, where $\mathcal{V} = \{v_1, \dots, v_N\}$ is the set of nodes. The adjacency matrix is denoted as $\mathbf{A} \in \{0, 1\}^{N \times N}$, where $A_{ij} = 1$ if there exists an edge between v_i and v_j , otherwise, $A_{ij} = 0$. $\mathbf{X} \in \mathbb{R}^{N \times d}$ represents the node attribute matrix, while $\mathbf{S} \in \mathbb{R}^{N \times m}$ represents the sensitive attribute matrix (e.g., age, gender, religion, ethnicity, etc.). Here, m denotes the total number of sensitive attributes. To simplify the problem, in this work, we mainly focus on a single binary sensitive attribute, denoted as $\mathbf{S} \in \{0, 1\}^{N \times 1}$. We can easily extend our method to more complicated settings [4, 6]. We discuss more details in Section 3.5. Node v_i and v_j belong to the same demographic group if $s_i = s_j$. The goal of fair graph anomaly detection is to provide unbiased prediction against sensitive attributes while achieving satisfactory accuracy simultaneously.

2.2 Fairness Metrics

Following [1, 40, 47], we utilize two extensively used metrics to evaluate the fairness of the model among demographic groups, including Demographic Parity [11] and Equal Opportunity [14]. Notably, a lower value in Demographic Parity and Equal Opportunity reflects a higher level of fairness achieved by the model.

2.2.1 Demographic parity. Demographic parity (DP) dictates the equal predicted probability across demographic groups. In GAD tasks, it indicates a consistent rate of anomaly detection across all demographic groups. It can be formulated as:

$$\Delta_{DP} = |P(\hat{y} = 1 | s = 0) - P(\hat{y} = 1 | s = 1)|, \quad (1)$$

where $\hat{y} \in \{0, 1\}$ is the predicted node label, and $\hat{y}_i = 1$ indicates node v_i is a predicted anomaly.

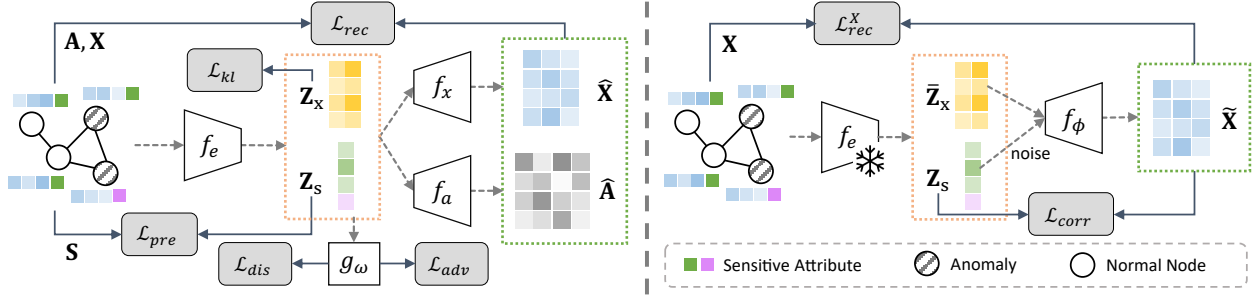


Figure 1: An overview of proposed DEFEND framework. (Left) Disentangled fair representation learning. The disentangled graph encoder f_e can separate sensitive-irrelevant representations Z_x and sensitive-relevant representations Z_s in latent space. (Right) Reconstruct-based graph anomaly detection. The constrained reconstruction error between X and \tilde{X} are used to identify anomalies. \ast means fixing model parameters.

2.2.2 Equal Opportunity. Equal Opportunity (EO) requires the same true positive rates of identifying anomalies for each demographic group. Specifically, it implies that each demographic group should have an equivalent probability of correctly identifying true anomalies. It can be defined as:

$$\Delta_{EO} = |P(\hat{y} = 1 | s = 0, y = 1) - P(\hat{y} = 1 | s = 1, y = 1)|, \quad (2)$$

where $y \in \{0, 1\}$ is the ground truth anomaly label, and $y_i = 1$ denotes node v_i is a true anomaly.

3 PROPOSED METHOD

In this section, we describe the proposed DEFEND in detail. Initially, we provide an overview of DEFEND in Section 3.1. Then, we describe the disentangled representation learning phase in Section 3.2, and the anomaly detection phase in Section 3.3. Next, the training and inference processes of DEFEND are elaborated upon, alongside an analysis of its computational complexity in Section 3.4. Finally, we explore the generalization capabilities of DEFEND across diverse sensitive attributes in Section 3.5.

3.1 Overview

We provide an overview of DEFEND, which aims to identify anomalies without skewed towards any demographic groups defined on the given sensitive attributes. As depicted in Figure 1, there are two major phases in DEFEND. Firstly, as shown in the left part of Figure 1, the fair disentangled representation learning phase separates sensitive-relevant and sensitive-irrelevant representations in the latent space. Different from the i.i.d. data, nodes in a graph are connected by edges. To effectively encode these dependencies, we propose to learn the node representations by a variational graph autoencoder. Specifically, a GNN encoder f_e maps the node attribute X and graph topology A of the input graph \mathcal{G} into independent subspaces, i.e., sensitive-relevant and sensitive-irrelevant subspaces. Subsequently, two decoders f_a and f_x are employed to generate the adjacency matrix \hat{A} and the node attributes \hat{X} , respectively. This reconstruction enables node representations to further learn the topological dependencies from self-supervision signals. To promote the independence of sensitive-irrelevant representations Z_x from sensitive-relevant representations Z_s , we include a learnable adversary g_ω . Besides minimizing reconstruction error to obtain informative representations, we also endeavor to accurately infer sensitive

attributes S from Z_s . Ideally, Z_x contains nearly no sensitive information with a well-trained f_e . Secondly, the unsupervised graph anomaly detection phase aims to identify anomalies according to the sensitive-irrelevant representations, as shown in the right part of Figure 1. However, the reconstruction-based anomaly detection can incur bias from the reconstruction target. As such, the decoder f_ϕ only reconstructs node attributes from sensitive-irrelevant representations Z_x through Multi-Layer Perceptron (MLP) without the involvement of graph topology. Moreover, as node attributes X inherently have potential correlations with sensitive attributes S , we propose to further constrain the correlation in the loss function.

3.2 Disentangled Fair Representation Learning

Due to the potential bias existing in node attributes and graph topology, GNNs might amplify sensitive information when generating node representations with the message-passing process [5, 47]. Informative sensitive-irrelevant representations are essential for fair and accurate decision-making in downstream tasks, which thoroughly considers all information pertinent to each node in terms of node and structure levels. Previous theoretical insights and empirical evidence have highlighted the effectiveness of disentanglement in generating sensitive-irrelevant representations and augmenting fairness in downstream tasks like image classification [4, 31]. We posit that disentangling sensitive and non-sensitive representations for graph data is also feasible to obtain informative yet sensitive-irrelevant node representations, which can be used for graph anomaly detection. The details of disentangled representation learning in DEFEND are described as follows.

3.2.1 Disentangled Graph Encoder. The encoder f_e is designed to learn disentangled node representations, premised on the assumption that the latent space can be decomposed into two independent subspaces: one associated with sensitive attributes and the other independent of sensitive attributes. For the graph data, the posterior distribution of node representation $q(Z_x, Z_s | X, A)$ is based on the node attributes X and graph topology A . To ensure disentanglement on graphs, it is essential to establish conditional independence between sensitive-irrelevant representations Z_x and sensitive-relevant representations Z_s , given X and A . Under the assumption of conditional independence, the variational posterior distribution $q(Z_x, Z_s | X, A)$ can be defined as the product of the

individual distributions for Z_x and Z_s :

$$q(Z_x, Z_s | X, A) = q(Z_x | X, A)q(Z_s | X, A). \quad (3)$$

As the disentanglement is conducted in the latent space, it is crucial to capture informative node representations from both node attributes X and topological structure A . Thus, we adopt a GNN as the backbone of the encoder f_e . In this work, we take Graph Convolutional Network (GCN) [22] as an example. For the l -th convolutional layer, the node representation $H^{(l)}$ is updated by:

$$H^{(l)} = \text{Conv}(H^{(l-1)}, A) = \phi\left(\tilde{D}^{-\frac{1}{2}}\tilde{A}\tilde{D}^{-\frac{1}{2}}H^{(l-1)}W^l\right), \quad (4)$$

where $\tilde{A} = A + I$, $\tilde{D}_{ii} = \sum_j \tilde{A}_{ij}$, I is the identity matrix of A , W^l is the weight matrix at the l -th layer and the initial node representation $H^{(0)}$ is set to X . Next, we use the reparameterization trick to estimate the sensitive-irrelevant representations Z_x with GCN:

$$Z_x = \mu + \sigma \cdot \varepsilon, \quad \varepsilon \sim \mathcal{N}(0, I), \quad (5)$$

where $\mathcal{N}(0, I)$ is the standard Gaussian distribution with a mean vector of zeros $\mathbf{0}$ and an identity covariance matrix I . Here, the mean matrix $\mu = \text{Conv}_\mu(\text{Conv}_{\text{shr}}(X, A), A)$ and the log standard deviation matrix $\log \sigma = \text{Conv}_\sigma(\text{Conv}_{\text{shr}}(X, A), A)$ are obtained by GCNs with a shared convolutional layer Conv_{shr} . On the other hand, we estimate the sensitive-relevant representations Z_s in a deterministic manner:

$$Z_s = \text{Conv}_\phi(\text{Conv}_{\text{shr}}(X, A), A), \quad (6)$$

where Conv_ϕ is an additional layer for sensitive representations.

3.2.2 Decoders. In the decoding phase of disentangled representation learning, we reconstruct the attribute matrix X , the adjacency matrix A , and sensitive attributes S from the latent space. Due to sensitive-irrelevant representations Z_x are conditionally independent of the given sensitive attributes S , the probability $p(S|Z_x, Z_s)$ can be simplified to $p(S|Z_s)$. Thus, the reconstruction phase in DEFEND can be formulated by:

$$p(X, A, S | Z_x, Z_s) = p(X | Z_x, Z_s)p(A | Z_x, Z_s)p(S | Z_s). \quad (7)$$

To model the distribution of reconstructed node attributes $p(X|Z_x, Z_s)$, we adopt an attribute decoder f_x , which has the reverse structure of the encoder f_e . Furthermore, we consider an inner product decoder f_a for structure reconstruction as follows:

$$p(A | Z_x, Z_s) = \text{Sigmoid}(ZZ^T), \quad (8)$$

where $Z = \text{Concat}(Z_x, Z_s)$. Next, to model the conditional probability distribution $p(S|Z_s)$, we adopt a binary classifier, where sensitive attribute S is assumed to follow a Bernoulli distribution parameterized by the Sigmoid function applied to Z_s . The conditional distribution for the sensitive attributes is formulated as:

$$p(S | Z_s) = \text{Bernoulli}(S | \text{Sigmoid}(Z_s)). \quad (9)$$

3.2.3 Adversary. To encourage the independence between sensitive-irrelevant representations Z_x and sensitive-relevant representations Z_s , it is imperative that the aggregate posterior distribution can be factorized as $q(Z_x, Z_s) = q(Z_x)q(Z_s)$. Thus, we employ the Kullback-Leibler (KL) divergence between $q(Z_x, Z_s)$ and $q(Z_x)q(Z_s)$ as the disentanglement criteria, which can be expressed as $KL[q(Z_x, Z_s) \parallel q(Z_x)q(Z_s)]$. Following previous studies [4, 18,

38], we adopt a binary adversary to encourage the disentanglement by approximating the log density ratio inherent in the KL divergence term:

$$\begin{aligned} KL[q(Z_x, Z_s) \parallel q(Z_x)q(Z_s)] &= \mathbb{E}_{q(Z_x, Z_s)} \log \frac{q(Z_x, Z_s)}{q(Z_x)q(Z_s)} \\ &\approx \mathbb{E}_{q(Z_x, Z_s)} [\log g_\omega(\tilde{y} = 1 | Z_x, Z_s) - \log g_\omega(\tilde{y} = 0 | Z_x, Z_s)], \end{aligned} \quad (10)$$

where $\tilde{y} = 1$ denotes "true" samples from the aggregate posterior $q(Z_x, Z_s)$ and $\tilde{y} = 0$ denotes "fake" samples from the product of the marginals $q(Z_x)q(Z_s)$. Specifically, we implement an MLP as the binary adversary g_ω to predict whether z_x^i , the sensitive-irrelevant representation of node v_i , and z_s^j , the sensitive-relevant of node v_j , are from the same node.

3.2.4 Learning Objective. In the disentangled representation learning phase, we optimize the disentangled graph encoder f_e , structure decoder f_a , and attribute decoder f_x from three aspects, including the variational lower bound term, the disentanglement term, and the predictiveness term. First, the variational lower bound term comprises a reconstruction term and a KL divergence regularization term. The reconstruction term, addressing both node attributes and topological structure, can be formulated as:

$$\mathcal{L}_{rec} = \mathbb{E}_{q(Z_x, Z_s | X, A)} [(1 - \epsilon) \log p(X | Z_x, Z_s) + \epsilon \log p(A | Z_x, Z_s)] \quad (11)$$

where the first term is the reconstruction error for node attribute and the second term is the reconstruction error for graph topology. Moreover, $\epsilon = \frac{\sigma_X}{\sigma_X + \sigma_A}$ is the weight coefficient for balancing the impact of structure and attribute reconstruction, where σ_A and σ_X denotes the standard deviations of A and X , respectively. The KL divergence regularization term is employed to minimize the KL divergence between the posterior distribution $q(Z_x, Z_s | X, A)$ and the prior distribution $p(Z_x, Z_s)$. The overall objective within the variational lower bound can be formulated as:

$$\mathcal{L}_{vae} = \mathcal{L}_{rec} - KL[q(Z_x, Z_s | X, A) \parallel p(Z_x, Z_s)], \quad (12)$$

where $p(Z_x, Z_s) = p(Z_x)p(Z_s)$ under the assumption that Z_x and Z_s are independent. The prior distributions $p(Z_x)$ and $p(Z_s)$ are modeled by the standard Gaussian distribution and uniform distribution, respectively. Next, the disentanglement term, which is crucial for separating sensitive-relevant and sensitive-irrelevant representations, is calculated by the binary adversary g_ω :

$$\mathcal{L}_{dis} = \mathbb{E}_{z_x^i, z_s^j \sim q(Z_x, Z_s)} \log p(\tilde{y} = 1 | z_x^i, z_s^j) - \log p(\tilde{y} = 0 | z_x^i, z_s^j), \quad (13)$$

where (z_x^i, z_s^j) is a true sample for which $\tilde{y} = 1$. Moreover, DEFEND incorporates a predictiveness term to align the sensitive representation Z_s closely with the given sensitive attributes S . Intuitively, accurate prediction of sensitive attributes can enhance the comprehensive understanding of node attributes in latent space and facilitate a clearer distinction between representations associated with sensitive attributes and those that are not. The predictiveness loss term can be expressed as:

$$\mathcal{L}_{pre} = \mathbb{E}_{q(Z_s | X, A)} \log p(S | Z_s). \quad (14)$$

The overall loss for optimizing f_e , f_a and f_x can be defined as:

$$\mathcal{L}_{total} = \mathcal{L}_{vae} + \gamma \mathcal{L}_{dis} + \alpha \mathcal{L}_{pre}. \quad (15)$$

where α and γ are the weight coefficients to control the impact of the predictiveness and disentanglement terms relative to the variational lower bound term, respectively.

During the training phase of the binary adversary g_ω , the true sample (z_x^i, z_s^i) is sampled from the aggregate posterior $q(\mathbf{Z}_x, \mathbf{Z}_s)$ while the fake sample (z_x^j, z_s^k) is sampled from the product of marginal posterior distributions $q(\mathbf{Z}_x)q(\mathbf{Z}_s)$. The adversarial loss can be formulated as:

$$\begin{aligned} \mathcal{L}_{adv} = & \mathbb{E}_{z_x^i, z_s^i \sim q(\mathbf{Z}_x, \mathbf{Z}_s)} \log p(\tilde{y} = 1 | z_x^i, z_s^i) \\ & + \mathbb{E}_{z_x^j, z_s^k \sim q(\mathbf{Z}_x)q(\mathbf{Z}_s)} \log[1 - p(\tilde{y} = 0 | z_x^j, z_s^k)]. \end{aligned} \quad (16)$$

In DEFEND, the optimization of f_e , f_a and f_x and that of g_ω are conducted adversarially. A well-trained encoder f_e , which can effectively encode node attributes and its local topology into latent space, and obtain sensitive-irrelevant representations, can be adeptly employed in downstream tasks for enhancing fairness.

3.3 Graph Anomaly Detection

In this phase, the primary objective is to detect anomalies unbiased to any demographic groups based on deterministic sensitive-irrelevant representations $\tilde{\mathbf{Z}}_x = \boldsymbol{\mu}$. Due to anomalies typically significantly deviate the majority of samples, the reconstruction error is widely used to measure anomaly scores in prior studies [7, 12, 34]. Thus, we introduce an additional decoder f_ϕ to evaluate anomalous node by reconstructing the input attributes \mathbf{X} from sensitive-irrelevant representations $\tilde{\mathbf{Z}}_x$. The anomaly score o_i for node v_i is defined as the corresponding reconstruction error:

$$o_i = \|\mathbf{x}_i - \tilde{\mathbf{x}}_i\|_F^2, \quad (17)$$

where $\tilde{\mathbf{X}} = f_\phi(\tilde{\mathbf{Z}}_x, \tilde{\mathbf{Z}}_s)$ and $\tilde{\mathbf{Z}}_s$ denotes a shuffled variant of \mathbf{Z}_s . Considering the potential bias in graph topology, we solely reconstruct node attributes to evaluate anomalies and employ MLP as the backbone of f_ϕ to mitigate the impact of biased topology during the message-passing process.

Additionally, given that input attributes are likely to be relevant to sensitive attributes [6] while $\tilde{\mathbf{Z}}_x$ is designed to be devoid of sensitive information, the reconstruction error inherently correlates with sensitive attributes. To mitigate the impact of this correlation and prevent directly leveraging sensitive attributes, we propose a correlation constraint term, which measures the absolute correlation between the reconstruction error o_i and predicted sensitive attributes z_s^i as follows:

$$\mathcal{L}_{corr} = \left| \frac{(\sum_{i \in \mathcal{V}} o_i - \mu_o)(\sum_{i \in \mathcal{V}} z_s^i - \mu_{zs})}{\sigma_o \sigma_{zs}} \right|, \quad (18)$$

where μ_o and μ_{zs} represent the means, while σ_o and σ_{zs} denote the corresponding standard deviations of \mathbf{o} and \mathbf{Z}_s , respectively.

3.3.1 Learning Objective. In the anomaly detection phase, the encoder f_e is set to be non-trainable, as it has already mastered the separation of sensitive-relevant and sensitive-irrelevant representations during the disentangled representation learning phase. Accordingly, the optimization is exclusively concentrated on the decoder f_ϕ . The overall learning objective in the anomaly detection phase, consisting of the reconstruction term and the correlation constraints term can be formulated as:

$$\mathcal{L}_{ad} = \mathcal{L}_{rec}^X + \beta \mathcal{L}_{corr}, \quad (19)$$

where $\mathcal{L}_{rec}^X = \sum_i^n o_i$ denotes the reconstruction loss for node attributes \mathbf{X} and β is the penalty of sensitive information in \mathbf{X} .

3.4 Training and Inference

The overall training process of DEFEND is presented in Algorithm 1. In the disentangled representation learning phase, given an attributed graph \mathcal{G} , we aim to train a variational graph autoencoder, in which the disentangled encoder f_e can separate nonsensitive representations while maintaining information for reconstructing \mathcal{G} by the decoder f_a and f_x . We encourage the disentanglement with a learnable adversary g_ω , which is optimized with \mathcal{L}_{adv} . The optimization of f_e , f_a and f_x and the optimization of g_ω are conducted adversarially. For anomaly detection, we freeze the encoder f_e to obtain sensitive-irrelevant node representations and reconstruct attributes solely with the decoder f_ϕ . We utilize reconstruction error as the anomaly score and constrain the correlation between reconstruction error and predicted sensitive attributes.

We analyze the computational complexity of DEFEND as follows. In the disentangled representation learning phase, the encoder f_e processes with a complexity of $O(E \times (d+m))$, where E denotes the number of edges and $d+m$ denotes the attribute dimensionality. The decoders f_a and f_x exhibit a complexity of approximately $O(N^2)$ due to adjacency matrix reconstruction. The adversary operates at $O(D_0)$ with D_0 neurons in the MLP. In the anomaly detection phase, the complexity for the frozen encoder remains $O(E \times (d+m))$, whereas the MLP-based decoder f_ϕ exhibits a complexity of $O(D_1)$ with D_1 neurons in the MLP. Given that $D_0 \leq d$ and $D_1 \leq d$ in most cases, the overall computational complexity is estimated as $O(N^2 + E \times (d+m))$. Notably, in practical applications, the quadratic complexity associated with the matrix reconstruction is effectively reduced using sparse matrix techniques, which are well-suited for the sparse graphs commonly encountered in real-world scenarios.

3.5 Discussion

We analyze the generalization of DEFEND on various types of sensitive attributes. **(1) Multiple Binary Sensitive Attributes.** Let $\mathbf{s} = [s^0, s^1, \dots, s^m]$ denotes the sensitive attributes for each node, where $s^j \in \{0, 1\}$ ($0 \leq j < m$). The disentanglement between sensitive-irrelevant representations \mathbf{Z}_x and sensitive-relevant representations $\mathbf{Z}_s \in \mathbb{R}^{N \times m}$ requires that \mathbf{Z}_x is independent of each sensitive attribute $Z_s^{(j)}$. Thus, \mathbf{Z}_x and \mathbf{Z}_s is disentangled if the aggregate posterior distribution can be factorized as $p(\mathbf{Z}_x, \mathbf{Z}_s) = p(\mathbf{Z}_x) \prod_j p(Z_s^{(j)})$. **(2) Single Categorical/Continuous Sensitive Attributes.** With single binary sensitive attributes, the conditional distribution $p(\mathbf{S}|\mathbf{Z}_s)$ is typically modeled using a Bernoulli distribution. However, with categorical attributes, this shifts to a Multinomial distribution, i.e., $p(\mathbf{S}|\mathbf{Z}_s) = \text{Multinomial}(\mathbf{S}|\text{SoftMax}(\mathbf{Z}_s))$. Similarly, for continuous attributes, $p(\mathbf{S}|\mathbf{Z}_s)$ can be modeled using a Gaussian distribution.

4 EXPERIMENTS

4.1 Experimental Setup

4.1.1 Datasets. We employ two real-world datasets for fair graph anomaly detection in our experiments, including Reddit and Twitter [30]. Details of these datasets are summarized in Table 1.

Algorithm 1 DEFEND algorithm

Input: Graph $\mathcal{G} = (\mathcal{V}, \mathcal{E})$, adjacency matrix \mathbf{A} , attribute matrix \mathbf{X} , sensitive attribute matrix \mathbf{S} , GNN encoder f_e , attribute decoder f_x , structure decoder f_a , binary adversary g_ω , linear attribute decoder f_ϕ , training iteration T ;

Output: Anomaly scores \mathbf{o}

```

1: // Disentangled representation learning phase;
2: Initialize  $f_e, f_a, f_x, g_\omega$ ;
3: while not converged do
4:    $\mathbf{Z}_x, \mathbf{Z}_s \leftarrow f_e(\mathbf{X}, \mathbf{A})$ ;
5:    $\hat{\mathbf{A}}, \hat{\mathbf{X}} \leftarrow f_a(\mathbf{Z}_x, \mathbf{Z}_s), f_x(\mathbf{Z}_x, \mathbf{Z}_s)$ ;
6:   Calculate  $\mathcal{L}_{total}$  according to Eq. (15);
7:   Update  $f_e, f_a, f_x$  by gradient descent using  $\mathcal{L}_{total}$ ;
8:   Calculate  $\mathcal{L}_{adv}$  according to Eq. (16);
9:   Update  $g_\omega$  by gradient descent using  $\mathcal{L}_{adv}$ ;
10: end while
11:
12: // Anomaly detection phase;
13: Freeze  $f_e$  and initialize  $f_\phi$ ;
14: for  $t = 1, 2, \dots, T$  do
15:    $\bar{\mathbf{Z}}_x, \bar{\mathbf{Z}}_s \leftarrow f_e(\mathbf{X}, \mathbf{A})$ ;
16:    $\tilde{\mathbf{X}} \leftarrow f_\phi(\bar{\mathbf{Z}}_x, \bar{\mathbf{Z}}_s)$ ;
17:   Calculate anomaly score  $\mathbf{o}$  according to Eq. (17);
18:   Calculate  $\mathcal{L}_{corr}$  according to Eq. (18);
19:   Calculate  $\mathcal{L}_{ad}$  according to Eq. (19);
20:   Update  $f_\phi$  by gradient descent using  $\mathcal{L}_{ad}$ ;
21: end for
22: return  $\mathbf{o}$ ;
```

- **Reddit:** The Reddit dataset contains 110 politically oriented subreddits, encompassing all historical postings within these forums. It also includes all historical posts from several active discussion participants. A relational graph was constructed by linking users who posted in the same subreddit within 24 hours.
- **Twitter:** The Twitter dataset is conducted on 47,712 users with their historical posts, user profiles, and follower relationships. The user information, such as the organization status, was inferred using the M3 System from user profiles and tweets. The key account metrics and averaged post embeddings were combined to form node features.

Both Reddit and Twitter datasets contain real sensitive attributes and ground-truth labels for graph anomaly detection [30]. Specifically, in the case of both datasets, the sensitive attribute is the political leaning of users, while the anomaly label is assigned to users identified as misinformation spreaders.

4.1.2 Baselines. We compare DEFEND with three types of baselines: (1) GAD methods, including **DOMINANT** [7], **CoLA** [28], and **CONAD** [42]; (2) GAD methods augmented with Fairness Regularizers like **FairOD** [34], **HIN** [44], and **Correlation** [34], which incorporate fairness constraints into the optimization process; (3) GAD methods that operate on graphs pre-processed by Graph De-biasers, such as **FairWalk** [32] and **EDITS** [8], where the debiased graph rather than the raw graph serves as input. The details of baselines are introduced in Appendix A.1.

Table 1: Statistics of datasets. γ_G denotes the ratio of the majority and minority group and γ_A denotes the ratio of the anomalies and normal nodes.

Dataset	# Nodes	# Edges	# Attributes	γ_G	γ_A
Reddit	9,892	1,211,748	385	0.1502	0.1584
Twitter	47,712	468,697	780	0.1365	0.0713

4.1.3 Evaluation metrics. We follow previous studies [2, 7, 28, 30, 42] to evaluate the anomaly detection performance with two widely used metrics: the Area Under the Receiver Operating Characteristic Curve (AUC-ROC) and the Area Under the Precision-Recall Curve (AUC-PR). **AUC-ROC** quantifies the model’s ability to distinguish between classes by measuring the area beneath the curve plotted with the False Positive Rate against the True Positive Rate. Additionally, **AUC-PR** captures the precision-recall trade-off at various thresholds, providing insights into the model’s performance in identifying anomalous nodes. Higher AUC-ROC and AUC-PR indicate superior anomaly detection capabilities. Regarding demographic fairness, we adopt **Demographic Parity** (Δ_{DP}) and **Equal Opportunity** (Δ_{EO}) following prior studies [5, 8]. The concepts are elaborated upon in Section 2.2. A lower Δ_{DP} and Δ_{EO} suggest better performance in fairness.

4.1.4 Implementation details. For DEFEND, we use 2-layer GCN for the encoder f_e and attribute decoder f_x , and 2-layer MLP for the decoder f_ϕ . The hidden dimension of each layer is fixed to be 64. We employ the Adam optimizer with a learning rate set to 0.001 and 0.005 for Reddit and Twitter, respectively. We set the maximum training epoch in disentangled representation learning as 100, and adopt an early stopping strategy when the loss does not decrease for 20 epochs. In the anomaly detection phase, we train the decoder f_ϕ for 100 epochs. For each dataset, we tune α and γ in Eq. (15) from $\{0.1, 0.5, 1.0, 1.5, 2.0, 2.5\}$, and the weight of correlation constrains β in Eq. (19) from $\{1e-15, 5e-15, 1e-10, 5e-10, 1e-9\}$, respectively. For **DOMINANT**, **CoLA**, and **CONAD**, we use the code and default hyper-parameters provided by PyGOD¹ [27]. For **FairWalk**² and **EDITS**³, we implement them using the code published by their authors. For **FairOD**, **HIN**, and **Correlation**, we implement the code provided by FairGAD⁴. We conduct all experiments on one Linux server with an NVIDIA TESLA A800 GPU (80 GB RAM). We run DEFEND and all baselines ten times and report the average results to prevent extreme cases.

4.2 Performance Comparison

To evaluate our proposed DEFEND in terms of fairness and utility performance, we compare it with all baselines mentioned above on Reddit and Twitter for graph anomaly detection. The results are shown in Table 2 and Figure 2.

4.2.1 Fairness and Utility Performance. Table 2 shows the fairness (Δ_{DP} and Δ_{EO}) and utility (AUC-ROC and AUC-PR) performance of DEFEND and all baselines. From Table 2, we have the following observations: (1) The proposed DEFEND improves fairness while

¹<https://pygod.org>

²<https://github.com/urielsinger/fairwalk>

³<https://github.com/yushundong/EDITS>

⁴<https://github.com/nigelinnk/FairGAD>

Table 2: Comparison results of DEFEND against all baseline methods. \uparrow denotes larger values are better, whereas \downarrow denotes lower values are preferable. The best and second best performances are highlighted in bold and underlined, respectively. OOM indicates out of memory.

		Reddit				Twitter			
		AUC-ROC \uparrow	AUC-PR \uparrow	Δ_{DP} \downarrow	Δ_{EO} \downarrow	AUC-ROC \uparrow	AUC-PR \uparrow	Δ_{DP} \downarrow	Δ_{EO} \downarrow
-	DOMINANT	<u>60.82±0.09</u>	20.02±0.04	13.20±0.08	5.59±0.19	56.49±0.61	8.92±0.15	4.33±0.47	4.51±0.44
	CoLA	45.20±0.98	17.90±1.54	4.95±1.78	4.06±1.85	43.74±1.08	5.23±0.15	2.63±0.32	2.47±1.08
	CONAD	60.81±0.10	20.02±0.05	13.32±0.33	5.70±0.37	56.12±0.73	8.83±0.17	4.08±0.47	4.48±0.35
FairWalk	DOMINANT	51.26±1.08	14.55±0.65	2.45±0.79	1.97±1.25	53.06±0.81	8.17±0.43	1.32±0.27	1.27±0.35
	CoLA	51.12±0.83	14.83±0.85	0.69±0.37	0.60±0.59	49.02±0.54	6.34±0.23	0.23±0.14	0.34±0.16
	CONAD	51.26±1.88	14.68±1.15	2.49±1.28	2.52±1.58	53.36±0.70	8.32±0.42	1.30±0.18	1.37±0.39
EDITS	DOMINANT	OOM	OOM	OOM	OOM	53.79±0.25	8.75±0.06	2.63±0.05	2.21±0.15
	CoLA	54.41±1.62	23.13±3.67	23.74±5.76	21.00±5.38	46.62±1.35	5.70±0.30	1.84±0.39	1.03±0.82
	CONAD	OOM	OOM	OOM	OOM	53.83±0.24	8.75±0.06	2.62±0.03	2.16±0.13
FairOD	DOMINANT	60.94±0.07	19.97±0.08	13.08±0.21	5.04±0.15	53.69±3.63	7.87±1.10	2.56±1.51	2.49±1.52
	CoLA	45.76±10.23	15.77±5.42	13.26±6.24	5.98±5.83	45.81±7.40	6.29±1.52	1.95±1.82	1.23±0.77
	CONAD	60.53±0.11	19.53±0.08	12.57±0.11	5.02±0.11	<u>57.09±0.43</u>	<u>9.08±0.13</u>	4.48±0.45	4.59±0.56
HIN	DOMINANT	60.91±0.06	20.10±0.04	13.38±0.10	5.69±0.22	54.07±2.22	8.23±0.79	2.50±1.24	3.51±0.96
	CoLA	45.52±1.47	18.59±1.68	4.58±2.50	4.43±2.28	48.08±5.31	6.49±1.18	2.38±1.23	<u>0.62±0.69</u>
	CONAD	60.89±0.18	<u>20.06±0.10</u>	13.35±0.21	5.81±0.45	53.74±2.74	8.12±1.02	2.59±1.36	3.34±1.04
Correlation	DOMINANT	60.38±0.08	19.57±0.06	12.27±0.25	4.42±0.20	56.21±0.60	8.81±0.14	4.22±0.38	4.58±0.29
	CoLA	50.94±6.37	15.29±3.50	9.63±7.26	11.68±8.23	48.65±2.89	6.29±0.48	3.32±1.18	3.42±2.10
	CONAD	59.51±0.33	18.86±0.28	10.94±0.74	3.80±0.35	55.94±0.71	8.76±0.17	4.00±0.44	4.52±0.31
Ours	DEFEND	60.67±0.42	16.46±0.25	<u>0.94±0.72</u>	<u>1.13±0.81</u>	75.59±2.00	11.85±0.79	<u>0.72±0.70</u>	0.79±0.61

maintaining accuracy across all datasets, which underscores the efficacy of DEFEND in managing the trade-off between fairness and accuracy in graph anomaly detection. Illustratively, in comparison with CONAD incorporated with FairOD on Reddit, DEFEND achieves nearly 11.6% improvement in demographic parity and a 3.8% improvement in equal opportunity metric, while sustaining comparable AUC-ROC and AUC-PR. Such achievements reveal the potential of DEFEND as a reliable solution for fair and precise GAD. Furthermore, we observe that DEFEND is surpassed in terms of accuracy on the Reddit dataset by several baseline methods, such as CoLA with HIN as a regularizer and DOMINANT with FairOD as a regularizer. However, it's noteworthy that the fairness metrics for these methods are significantly inferior to DEFEND, being 5 to 10 times worse. We argue that in certain scenarios, this trade-off is justified because improvements in fairness, even at a marginal cost to accuracy, are considered acceptable [8, 40, 47]. Prioritizing fairness, especially in contexts where decisions have substantial social or ethical implications, can be more critical than achieving marginally higher accuracy. Additionally, we presents an evaluation of the fairness-accuracy trade-off for DEFEND compared with other GAD methods that incorporate fairness regularizers. This detailed analysis is depicted in the following subsection. (2) Compared with standard GAD methods, the integration of graph debiasers and fairness regularizers typically improves fairness in most cases. Nevertheless, such improvements can sometimes come at a substantial compromise in terms of utility, particularly when debiasers are employed. For example, on Reddit, augmenting DOMINANT with the FairWalk debiaser results in a reduction exceeding 9% in AUC-ROC, while yielding a marginal gain of 4% in Δ_{EO} . This can be attributed to the loss of critical features for anomaly detection

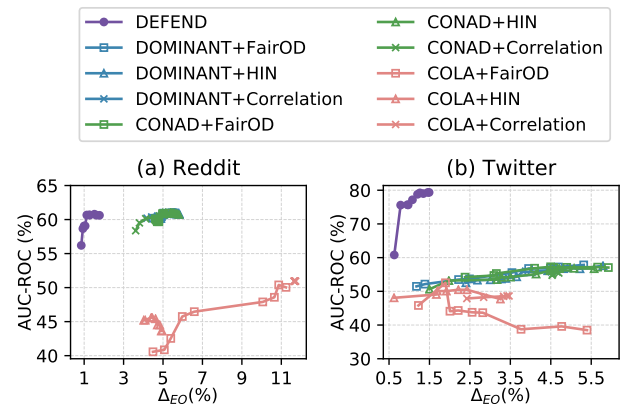
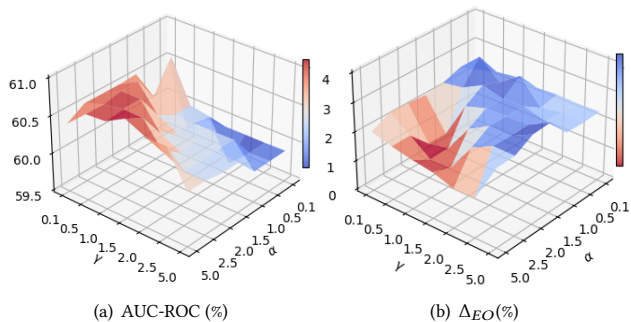


Figure 2: Fairness-accuracy tradeoff curves on Reddit and Twitter. The upper-left corner is preferable, which has high AUC-ROC and low Equal Opportunity (Δ_{EO}).

during the process of bias mitigation in graphs. In the case of GAD methods incorporating fair regularizers, a minor decline in accuracy is observed, alongside a slight improvement in fairness. For example, augmenting the DOMINANT with the Correlation regularizer on Twitter data leads to a subtle trade-off between performance and fairness: a decrease of 0.2% in AUC-ROC, alongside a slight improvement of 0.03% in Δ_{EO} . This indicates merely enforcing a direct constraint on the correlation between anomaly scores and sensitive attributes is insufficient for fair anomaly detection. Consequently, it is necessary to devise a dedicated method that effectively balances utility and fairness in graph anomaly detection.

Table 3: Comparison results of DEFEND and its variants. \uparrow denotes larger values are better, whereas \downarrow denotes lower values are preferable. The best and second best performances are highlighted in bold and underlined, respectively.

	Reddit				Twitter			
	AUC-ROC \uparrow	AUC-PR \uparrow	Δ_{DP} \downarrow	Δ_{EO} \downarrow	AUC-ROC \uparrow	AUC-PR \uparrow	Δ_{DP} \downarrow	Δ_{EO} \downarrow
DEFEND-D	64.41\pm1.23	20.50\pm0.82	14.36 \pm 1.23	13.57 \pm 1.66	<u>87.44\pm0.14</u>	<u>23.63\pm0.19</u>	15.53 \pm 0.22	13.85 \pm 1.20
DEFEND-C	<u>64.54\pm0.75</u>	<u>20.43\pm0.45</u>	13.95 \pm 1.79	12.51 \pm 3.03	87.58\pm0.16	23.85\pm0.27	15.86 \pm 0.47	15.31 \pm 0.97
DEFEND-A	60.44 \pm 1.06	16.39 \pm 0.41	1.64 \pm 1.36	2.53 \pm 1.99	83.29 \pm 4.70	18.83 \pm 5.34	8.89 \pm 7.18	8.37 \pm 7.03
DEFEND-S	54.74 \pm 1.02	14.78 \pm 0.33	0.90\pm0.54	<u>1.50\pm1.39</u>	50.15 \pm 0.74	6.48 \pm 0.13	<u>1.28\pm0.19</u>	<u>1.59\pm1.21</u>
DEFEND	60.67 \pm 0.42	16.46 \pm 0.25	<u>0.94\pm0.72</u>	1.13\pm0.81	75.59 \pm 2.00	11.85 \pm 0.79	0.72\pm0.70	0.79\pm0.61

**Figure 3: Impacts of varying predictiveness term weight α and disentanglement term weight γ in Eq. (15) on Reddit dataset in terms of AUC-ROC and Δ_{EO} .**

4.2.2 Trade-off between Fairness and Utility. We extend our analysis to a comparative evaluation of the fairness-accuracy trade-off performance of DEFEND with several GAD methods incorporating fairness regularizers. We choose Equal Opportunity to measure fairness and AUC-ROC for accuracy assessment. Each method is trained on a range of hyperparameters and the resulting Pareto front curves are presented in Figure 2. Notably, the optimal point is at the upper-left corner, which has perfect accuracy and fairness, reflected by a high AUC-ROC score coupled with a low Equal Opportunity score. Specifically, a high AUC-ROC signified proficient detection of both normal and anomalous nodes, whereas a low Equal Opportunity score indicates an equivalent probability of correctly identifying anomalies across different demographic groups. From Figure 2, we can observe the trade-off curve of DEFEND exhibits a superior distribution near the optimal point than the baselines. Consequently, we conclude that DEFEND outperforms the compared GAD methods with fairness regularizers in achieving a superior balance between accuracy and fairness.

4.3 Ablation Study

In this subsection, we conduct ablation studies to evaluate the effectiveness of each key component for the accuracy and fairness performance of DEFEND. The results are shown in Table 3.

Firstly, to verify the impact of correlation constraints, we eliminate the correlation constraints term in Eq. (19) in the anomaly detection phase, resulting in a variant referred to as **DEFEND-C**. We can observe that the Δ_{DP} and Δ_{EO} of DEFEND-C is significantly

higher than that of DEFEND. It indicates a notable correlation between reconstruction error and sensitive attributes, despite the input attributes being reconstructed from the sensitive-irrelevant representations. We infer that the input attribute is inherently dependent on the given sensitive attribute. Therefore, a further constraint for reconstruction-based anomaly evaluation is necessary.

Secondly, to demonstrate the effectiveness of the disentangled representation learning, we replace it with a vanilla VGAE that does not separate sensitive-relevant and -irrelevant representations in latent space. Consequently, in the absence of predicted sensitive attributes, soft correlation constraints in Eq. (19) are removed during the anomaly detection phase, resulting in a variant termed **DEFEND-D**. As shown in Table 3, when eliminating disentangled representation learning, the fairness performance further drops. For example, the Δ_{EO} of DEFEND-D improves 1% and 12% than that of DEFEND-C and DEFEND on Reddit, respectively. We argue the reason is that the disentangled representation can learn to infer sensitive attributes accurately and provide sensitive-irrelevant representations for enhancing fairness in downstream tasks.

Thirdly, to verify the effect of the adversary, we remove the adversary in disentangled representation learning, termed **DEFEND-A**. The comparison between DEFEND and DEFEND-A highlights the effectiveness of the adversary in enhancing fairness, i.e., Δ_{DP} and Δ_{EO} . This improvements underscores its ability to effectively encourage the independence between sensitive-relevant and sensitive-irrelevant representations. Besides, the removal of the adversary increases AUC-ROC and AUC-PR scores but at the cost of significantly reduced fairness. For instance, the improvement in AUC-ROC from 75.59% to 83.29% is accompanied by a considerable decrease in Δ_{DP} from 0.72% to 8.89%. It is worth sacrificing accuracy to achieve greater fairness in some scenarios.

Fourthly, we explore the impact of structure reconstruction in the anomaly detection phase by adding a dot product decoder to reconstruct the structure, termed **DEFEND-S**. When contrasting DEFEND with DEFEND-S, DEFEND not only exhibits superior accuracy but also demonstrates enhanced fairness in most cases. The observed reduction in accuracy for DEFEND-S suggests that the biased topological patterns, inherent in the reconstruction-based anomaly detection approach, adversely affect the model's performance. This finding supports our design choice to prioritize adversarial disentanglement over structure reconstruction to mitigate the influence of biased patterns on anomaly detection accuracy.

Furthermore, a significant reduction in AUC-ROC was observed in comparison to DEFEND-D and DEFEND-C. This is attributed to

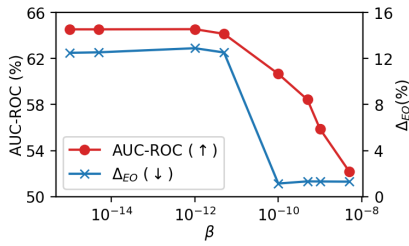


Figure 4: Impacts of varying correlation constraints weight β in Eq. (19) in anomaly detection phase on Reddit dataset.

the stringent fairness requirements. A relaxation of fairness requirements may potentially lead to an improvement in the performance of utility. As illustrated in Figure 2 (b), the trade-off curve shows that DEFEND can achieve an AUC-ROC of nearly 80%, coupled with a Δ_{EO} of about 1.5%. In such case, DEFEND not only surpasses its variants in terms of fairness but also retains a utility performance that is on par with them.

4.4 Parameter Analysis

In this section, we investigate the impact of three key parameters within the proposed DEFEND on Reddit, including α and γ controlling the weight of prediction term and disentanglement term in the disentangled representation learning phase, while β controlling the weight of correlation constraints in the anomaly detection phase.

4.4.1 Impact of α and γ . We train DEFEND with the values of α and γ among $\{0.1, 0.5, 1.0, 1.5, 2.0, 2.5, 5.0\}$. The results in terms of AUC-ROC and Δ_{EO} are presented in Figure 3 (a) and Figure 3 (b), respectively. Figure 3 (a) reveals that the anomaly detection efficacy remains substantially stable when $\alpha \geq 2.0$ and $\gamma \leq 1.0$, which represents an optimal range for anomaly detection capabilities. When $\gamma \geq 1.0$, there is a marked enhancement in fairness at the expense of a rapid decline in accuracy, emphasizing the importance of γ in enhancing fairness without excessively compromising accuracy. Besides, a reduction in α alone significantly decreases both AUC-ROC and Δ_{EO} . It underscores the critical role of accurate sensitive label prediction in representation learning and sensitive-irrelevant representation separation. Therefore, selecting appropriate values for α and γ is instrumental in navigating the tradeoff between anomaly detection accuracy and fairness.

4.4.2 Impact of β . We further train DEFEND with the values of β among $\{1e-15, 5e-15, 1e-12, 5e-12, 1e-10, 5e-10, 1e-9, 5e-9\}$. The results are depicted in Figure 4. First, we can observe that the Δ_{EO} decreases more than 10% while the AUC-ROC witnesses a marginal decline of nearly 4% at β around $5e-12$. It emphasizes the necessity of integrating constraints within the reconstruction-based evaluation of anomalous nodes, considering the interrelation between input and sensitive attributes. The judicious selection of β is crucial for the trade-off between utility and fairness. Moreover, it is evident that both AUC-ROC and Δ_{EO} exhibit a decrement as the weight assigned to correlation constraints increases. This trend can be attributed to that a higher weight strengthens the constraints between the reconstruction error and the predicted sensitive labels,

which diminishes the potential bias in detection while also reducing the effectiveness of the reconstruction.

5 RELATED WORK

5.1 Graph Anomaly Detection

Graph anomaly detection has drawn rising interest, particularly as graph data becomes increasingly prevalent in complex real-world systems. Given the absence of ground truth anomaly labels, lots of research for GAD focuses on an unsupervised manner. Autoencoder has become a prominent paradigm in this domain, which hypothesizes that anomalies deviating significantly from the majority cannot be properly reconstructed by the decoder. DOMINANT [7] employs GCN as the backbone of the autoencoder and evaluates anomalies based on the reconstruction errors of node attributes and graph topology. Furthermore, AnomalyDAE [12] adopts a dual autoencoder structure to capture the cross-modality interactions between topology and node attributes. GAD-NR [33] innovates by introducing neighborhood reconstruction to improve anomaly detection. In addition, contrastive learning is another prevalent self-supervised paradigm in graph anomaly detection. CoLA [28] firstly introduces node-subgraph contrast to identify anomalies based on the relation between nodes and their neighbors. Building upon this, ANEMONE [17] incorporates node-node contrast to capture node-level anomalies. GRADATE [10] further incorporates subgraph-subgraph contrast to explore subgraph characteristics. Despite the efficacy of these methods in anomaly detection, they are prone to biased decisions due to the neglect of sensitive attributes. To bridge this gap, we explore a novel problem of fair graph anomaly detection, aiming to detect anomalies impartially, without bias towards sensitive attributes, while maintaining accuracy comparable to existing anomaly detectors.

5.2 Fairness on Graphs

Numerous studies have been conducted to mitigate source bias in training data to promote fairness in decision-making for graph learning tasks [3, 9]. Graph debiasing methods involve removing bias from the input graph before conducting target tasks. For example, FairWalk [32] enhances the general random walk algorithm to capture more diverse neighborhoods, thereby producing embeddings that exhibit reduced bias, while FairDrop [37] alters graph topology to reduce homophily related to sensitive attributes. ED-ITS [8] goes further by adjusting both graph topology and node attributes based on the distance among demographic groups. In-processing methods represent another pipeline that revises the model training process to achieve more fair outcomes. For instance, FairGNN [5] integrates an adversary to achieve fair outputs for node classification with limited sensitive attributes, while Graphair [25] seeks to learn fair representations by automated graph data augmentations. FairVGNN [40] tackles the sensitive attribute leakage caused by feature propagation in GNNs by automatically learning from fair views. Additionally, FairGKD [47] investigates the fairness performance in different training strategies and uses distilled knowledge from partial data training to enhance model fairness. However, directly applying the above methods for GAD poses significant challenges. A primary issue is the overlap between anomalous

characteristics and sensitive attributes, which complicates the de-biasing process in graphs or node representations. Besides, these methods are typically designed for or validated on supervised tasks, while the lack of ground truth is a fundamental issue in anomaly detection. Hence, we propose a fairness-aware unsupervised GAD method that learns sensitive-irrelevant representations and detects anomalous nodes within a reconstruct-based framework.

6 CONCLUSION

In this paper, we propose DEFEND, a novel disentangle-based framework for fair graph anomaly detection, aiming to balance fairness and utility in decision-making. To the best of our knowledge, DEFEND is the first method in enhancing fairness in the task of graph anomaly detection. DEFEND first introduces disentangled representation learning to capture informativeness yet sensitive-irrelevant representations, thereby mitigating societal bias associated with sensitive attributes within the input graph. Furthermore, to alleviate discriminatory decisions in anomaly detection, DEFEND reconstructs input attributes from the sensitive-irrelevant representations and implements a constraint on the correlation between reconstruction error and predicted sensitive attributes. The effectiveness of DEFEND has been substantiated through extensive experiments on real-world datasets, demonstrating its superiority over several baselines regarding accuracy and fairness.

REFERENCES

- [1] Chirag Agarwal, Himabindu Lakkaraju, and Marinka Zitnik. 2021. Towards a unified framework for fair and stable graph representation learning. In *Uncertainty in Artificial Intelligence*. PMLR, 2114–2124.
- [2] Ziwei Chai, Siqi You, Yang Yang, Shiliang Pu, Jiarong Xu, Haoyang Cai, and Weihao Jiang. 2022. Can Abnormality be Detected by Graph Neural Networks. In *Proceedings of the Twenty-Ninth International Joint Conference on Artificial Intelligence (IJCAI)*, Vienna, Austria. 23–29.
- [3] April Chen, Ryan A Rossi, Namyong Park, Puja Trivedi, Yu Wang, Tong Yu, Sungchul Kim, Franck Deroncourt, and Nesreen K Ahmed. 2023. Fairness-aware graph neural networks: A survey. *arXiv preprint arXiv:2307.03929* (2023).
- [4] Elliot Creager, David Madras, Jörn-Henrik Jacobsen, Marissa Weis, Kevin Swersky, Toniann Pitassi, and Richard Zemel. 2019. Flexibly fair representation learning by disentanglement. In *ICML*. PMLR, 1436–1445.
- [5] Enyan Dai and Suhang Wang. 2021. Say no to the discrimination: Learning fair graph neural networks with limited sensitive attribute information. In *Proceedings of the 14th ACM International Conference on Web Search and Data Mining*.
- [6] P Deepak and Savitha Sam Abraham. 2020. Fair outlier detection. In *21th International Conference on Web Information Systems Engineering: WISE 2020*. 447–462.
- [7] Kaize Ding, Jundong Li, Rohit Bhanushali, and Huan Liu. 2019. Deep anomaly detection on attributed networks. In *Proceedings of the 2019 SIAM International Conference on Data Mining*. SIAM, 594–602.
- [8] Yushun Dong, Ninghao Liu, Brian Jalaian, and Jundong Li. 2022. Edits: Modeling and mitigating data bias for graph neural networks. In *Proceedings of the ACM Web Conference 2022*. 1259–1269.
- [9] Yushun Dong, Jing Ma, Song Wang, Chen Chen, and Jundong Li. 2023. Fairness in graph mining: A survey. *IEEE Transactions on Knowledge and Data Engineering* (2023).
- [10] Jingcan Duan, Siwei Wang, Pei Zhang, En Zhu, Jingtao Hu, Hu Jin, Yue Liu, and Zhibin Dong. 2023. Graph anomaly detection via multi-scale contrastive learning networks with augmented view. In *Proceedings of the AAAI Conference on Artificial Intelligence*, Vol. 37. 7459–7467.
- [11] Cynthia Dwork, Moritz Hardt, Toniann Pitassi, Omer Reingold, and Richard Zemel. 2012. Fairness through awareness. In *Proceedings of the 3rd innovations in theoretical computer science conference*. 214–226.
- [12] Haoyi Fan, Fengbin Zhang, and Zuoqiong Li. 2020. Anomalydae: Dual autoencoder for anomaly detection on attributed networks. In *ICASSP 2020–2020 IEEE International Conference on Acoustics, Speech and Signal Processing (ICASSP)*.
- [13] Will Hamilton, Zhitao Ying, and Jure Leskovec. 2017. Inductive representation learning on large graphs. *Advances in neural information processing systems* 30 (2017).
- [14] Moritz Hardt, Eric Price, and Nati Srebro. 2016. Equality of opportunity in supervised learning. *Advances in neural information processing systems* 29 (2016).
- [15] Junwei He, Qianqian Xu, Yangbangyan Jiang, Zitai Wang, and Qingming Huang. 2023. ADA-GAD: Anomaly-Denoised Autoencoders for Graph Anomaly Detection. *arXiv preprint arXiv:2312.14535* (2023).
- [16] Xuanwen Huang, Yang Yang, Yang Wang, Chunping Wang, Zhisheng Zhang, Jiarong Xu, Lei Chen, and Michalis Vazirgiannis. 2022. Dgraph: A large-scale financial dataset for graph anomaly detection. *Advances in Neural Information Processing Systems* 35 (2022), 22765–22777.
- [17] Ming Jin, Yixin Liu, Yu Zheng, Lianhua Chi, Yuan-Fang Li, and Shirui Pan. 2021. Anemone: Graph anomaly detection with multi-scale contrastive learning. In *Proceedings of the 30th ACM International Conference on Information & Knowledge Management*. 3122–3126.
- [18] Hyunjik Kim and Andriy Mnih. 2018. Disentangling by factorising. In *International conference on machine learning*. PMLR, 2649–2658.
- [19] Hyemi Kim, Seungjae Shin, JoonHo Jang, Kyungwoo Song, Weonyoung Joo, Wanmo Kang, and Il-Chul Moon. 2021. Counterfactual fairness with disentangled causal effect variational autoencoder. In *Proceedings of the AAAI Conference on Artificial Intelligence*, Vol. 35. 8128–8136.
- [20] Junghoon Kim, Yeonjun In, Kanghoon Yoon, Junmo Lee, and Chanyoung Park. 2023. Class Label-aware Graph Anomaly Detection. In *Proceedings of the 32nd ACM International Conference on Information and Knowledge Management*.
- [21] Minseok Kim, Jinoh Oh, Jaeyoung Do, and Sungjin Lee. 2022. Debiasing Neighbor Aggregation for Graph Neural Network in Recommender Systems. In *Proceedings of the 31st ACM International Conference on Information & Knowledge Management*. 4128–4132.
- [22] Thomas N Kipf and Max Welling. 2016. Semi-supervised classification with graph convolutional networks. *arXiv preprint arXiv:1609.02907* (2016).
- [23] Ao Li, Zhou Qin, Runshi Liu, Yiqun Yang, and Dong Li. 2019. Spam review detection with graph convolutional networks. In *Proceedings of the 28th ACM International Conference on Information and Knowledge Management*. 2703–2711.
- [24] Peizhao Li, Yifei Wang, Han Zhao, Pengyu Hong, and Hongfu Liu. 2021. On dyadic fairness: Exploring and mitigating bias in graph connections. In *International Conference on Learning Representations*.
- [25] Hongyi Ling, Zhimeng Jiang, Youzhi Luo, Shuiwang Ji, and Na Zou. 2022. Learning fair graph representations via automated data augmentations. In *The Eleventh International Conference on Learning Representations*.
- [26] Ji Liu, Zenan Li, Yuan Yao, Feng Xu, Xiaoxing Ma, Miao Xu, and Hanghang Tong. 2022. Fair representation learning: An alternative to mutual information. In *Proceedings of the 28th ACM SIGKDD Conference on Knowledge Discovery and Data Mining*. 1088–1097.
- [27] Kay Liu, Yingdong Dou, Yue Zhao, Xueying Ding, Xiyang Hu, Ruitong Zhang, Kaize Ding, Canyu Chen, Hao Peng, Kai Shu, et al. 2022. Pygod: A python library for graph outlier detection. *arXiv preprint arXiv:2204.12095* (2022).
- [28] Yixin Liu, Zhao Li, Shirui Pan, Chen Gong, Chuan Zhou, and George Karypis. 2021. Anomaly detection on attributed networks via contrastive self-supervised learning. *IEEE transactions on neural networks and learning systems* 33, 6 (2021), 2378–2392.
- [29] Jing Ma, Ruocheng Guo, Mengting Wan, Longqi Yang, Aidong Zhang, and Jundong Li. 2022. Learning fair node representations with graph counterfactual fairness. In *Proceedings of the Fifteenth ACM International Conference on Web Search and Data Mining*. 695–703.
- [30] Neng Kai Nigel Neo, Yeon-Chang Lee, Yiqiao Jin, Sang-Wook Kim, and Srikanth Kumar. 2024. Towards Fair Graph Anomaly Detection: Problem, New Datasets, and Evaluation. *arXiv preprint arXiv:2402.15988* (2024).
- [31] Changdae Oh, Heeji Won, Junhyuk So, Taero Kim, Yewon Kim, Hosik Choi, and Kyungwoo Song. 2022. Learning fair representation via distributional contrastive disentanglement. In *Proceedings of the 28th ACM SIGKDD Conference on Knowledge Discovery and Data Mining*. 1295–1305.
- [32] Tahleen Rahman, Bartłomiej Surma, Michael Backes, and Yang Zhang. 2019. Fairwalk: towards fair graph embedding. In *Proceedings of the 28th International Joint Conference on Artificial Intelligence*. 3289–3295.
- [33] Amit Roy, Juan Shu, Jia Li, Carl Yang, Olivier Elshocht, Jeroen Smeets, and Pan Li. 2023. GAD-NR: Graph Anomaly Detection via Neighborhood Reconstruction. *arXiv preprint arXiv:2306.01951* (2023).
- [34] Shubhranshu Shekhar, Neil Shah, and Leman Akoglu. 2021. Fairrod: Fairness-aware outlier detection. In *Proceedings of the 2021 AAAI/ACM Conference on AI, Ethics, and Society*. 210–220.
- [35] Hanyu Song, Peizhao Li, and Hongfu Liu. 2021. Deep clustering based fair outlier detection. In *Proceedings of the 27th ACM SIGKDD Conference on Knowledge Discovery & Data Mining*. 1481–1489.
- [36] Weihao Song, Yushun Dong, Ninghao Liu, and Jundong Li. 2022. Guide: Group equality informed individual fairness in graph neural networks. In *Proceedings of the 28th ACM SIGKDD Conference on Knowledge Discovery and Data Mining*.
- [37] Indro Spinelli, Simone Scardapane, Amir Hussain, and Aurelio Uncini. 2021. Fairdrop: Biased edge dropout for enhancing fairness in graph representation learning. *IEEE Transactions on Artificial Intelligence* 3, 3 (2021), 344–354.
- [38] Masashi Sugiyama, Taiji Suzuki, and Takafumi Kanamori. 2012. Density-ratio matching under the Bregman divergence: a unified framework of density-ratio estimation. *Annals of the Institute of Statistical Mathematics* 64 (2012), 1009–1044.

- [39] Petar Veličković, Guillem Cucurull, Arantxa Casanova, Adriana Romero, Pietro Lio, and Yoshua Bengio. 2017. Graph attention networks. *arXiv preprint arXiv:1710.10903* (2017).
- [40] Yu Wang, Yuying Zhao, Yushun Dong, Huiyuan Chen, Jundong Li, and Tyler Derr. 2022. Improving fairness in graph neural networks via mitigating sensitive attribute leakage. In *Proceedings of the 28th ACM SIGKDD Conference on Knowledge Discovery and Data Mining*, 1938–1948.
- [41] Yongji Wu, Defu Lian, Yiheng Xu, Le Wu, and Enhong Chen. 2020. Graph convolutional networks with markov random field reasoning for social spammer detection. In *Proceedings of the AAAI conference on artificial intelligence*, Vol. 34, 1054–1061.
- [42] Zhiming Xu, Xiao Huang, Yue Zhao, Yushun Dong, and Jundong Li. 2022. Contrastive attributed network anomaly detection with data augmentation. In *Pacific-Asia Conference on Knowledge Discovery and Data Mining*, Springer, 444–457.
- [43] Rich Zemel, Yu Wu, Kevin Swersky, Toni Pitassi, and Cynthia Dwork. 2013. Learning fair representations. In *International conference on machine learning*. PMLR, 325–333.
- [44] Ziqian Zeng, Rashidul Islam, Kamrun Naher Keya, James Foulds, Yangqiu Song, and Shimei Pan. 2021. Fair representation learning for heterogeneous information networks. In *Proceedings of the International AAAI Conference on Web and Social Media*, Vol. 15, 877–887.
- [45] Ge Zhang, Zhao Li, Jiaming Huang, Jia Wu, Chuan Zhou, Jian Yang, and Jianliang Gao. 2022. efraudcom: An e-commerce fraud detection system via competitive graph neural networks. *ACM Transactions on Information Systems (TOIS)* 40, 3 (2022), 1–29.
- [46] Hongjing Zhang and Ian Davidson. 2021. Towards fair deep anomaly detection. In *Proceedings of the 2021 ACM conference on fairness, accountability, and transparency*, 138–148.
- [47] Yuchang Zhu, Jintang Li, Liang Chen, and Zibin Zheng. 2023. The Devil is in the Data: Learning Fair Graph Neural Networks via Partial Knowledge Distillation. *arXiv e-prints* (2023), arXiv–2311.

A DETAILS OF EXPERIMENTAL SETTINGS

A.1 Baselines

In this subsection, we introduce the baselines employed in our experiments, including GAD methods (i.e., DOMINANT, CoLA, and CONAD), Fairness Regularizers (i.e., FairOD, Correlation, and HIN), and Graph Debiasesers (i.e., FairWalk and EDITS).

- **DOMINANT** [7] devises a GCN-based autoencoder to detect anomalies by reconstructing node attributes and graph structure. The node attribute decoder is the reverse structure of the encoder and the structure decoder is applied by the dot product. Anomalous nodes are evaluated by reconstruction errors.
- **CoLA** [28] is a contrastive self-supervised learning framework for anomaly detection. It conducts a node-subgraph contrast to capture anomalies that are dissimilar from their local neighbors. Anomalous nodes are evaluated by the agreement between each node and its neighboring subgraph with a GNN-based model.
- **CONAD** [42] introduces a contrastive learning framework that leverages human knowledge through data augmentation to enhance anomaly detection capabilities. It employs a Siamese graph neural network with a contrastive loss to encode both the modeled knowledge and the original attributed networks. Anomalous nodes are evaluated by reconstruction errors.
- **FairOD** [34] is a fairness-aware outlier detector on independent and identically distributed (i.i.d.) data. It devises a regularization term to prompt the fairness of demographic parity by minimizing the reconstruction errors \mathbf{o} and the sensitive attributes \mathbf{S} .

$$\mathcal{L}_{DP}^{FairOD} = \left| \frac{(\sum_{i=1}^n o_i - \mu_o) (\sum_{i=1}^n s_i - \mu_s)}{\sigma_o \sigma_s} \right| \quad (20)$$

where μ_o and μ_s represent the means, while σ_o and σ_s denote the corresponding standard deviations of \mathbf{o} and \mathbf{S} , respectively. Besides, it utilizes an approximation of Discounted Cumulative

Gain (DCG) to enforce the group fidelity.

$$\mathcal{L}_{ADCG}^{FairOD} = \sum_{s \in \{0,1\}} \left(1 - \sum_{\{v_i:s_i=s\}} \frac{2^{o_i^{base}} - 1}{\text{DNM}_s} \right), \quad (21)$$

where $\text{DNM}_s = \log_2 \left(1 + \sum_{\{v_j:s_j=s\}} \sigma(o_j - o_i) \right) \cdot \text{IDCG}_s$ and $\text{IDCG}_s = \sum_j^{| \{v_j:s_j=s\} |} \left(2^{o_j^{base}} - 1 / \log_2(1+j) \right)$. Here, o_i^{base} is the reconstruction error of v_i in the base model and $\sigma(\cdot)$ is the Sigmoid function. The overall loss of the model equipped with FairOD regularizer can be calculated by $\mathcal{L} = \mathcal{L}_{base} + \lambda \mathcal{L}_{DP}^{FairOD} + \gamma \mathcal{L}_{ADCG}^{FairOD}$, where λ and γ are weight parameters.

- **Correlation** [34] is an implementation of FairOD, which measures the correlation between sensitive attributes \mathbf{S} and reconstruction errors \mathbf{o} using the cosine similarity.

$$\mathcal{L}^{Corr} = \left| \frac{\mathbf{o} \cdot \mathbf{S}}{\sqrt{(\mathbf{o} \cdot \mathbf{o})(\mathbf{S} \cdot \mathbf{S})}} \right|, \quad (22)$$

where (\cdot) represents the dot product of two vectors. The overall loss of the model equipped with the Correlation regularizer can be calculated by $\mathcal{L} = \mathcal{L}_{base} + \lambda \mathcal{L}^{Corr}$.

- **HIN** [44] focuses on fair representation learning for heterogeneous information networks. The demographic parity-based fairness-aware loss function is calculated by:

$$\mathcal{L}_{DP}^{HIN} = \sum_{k \in \{0,1\}} \left(\frac{\sum_{\{v_i:s_i=1\}} P(\hat{y}_i = k)}{|\{v_i : s_i = 1\}|} - \frac{\sum_{\{v_i:s_i=0\}} P(\hat{y}_i = k)}{|\{v_i : s_i = 0\}|} \right)^2, \quad (23)$$

where $P(\hat{y}_i = 1)$ denotes the predicted probability of v_i to be identified as an anomalous node. The equal opportunity-based fairness-aware loss is calculated by:

$$\mathcal{L}_{EO}^{HIN} = \sum_{k \in \{0,1\}} \left(\frac{\sum_{\{v_i:s_i=1,y=k\}} Pr(\hat{y}_i = k)}{|\{v_i : s_i = 1, y = k\}|} - \frac{\sum_{\{v_i:s_i=0,y=k\}} Pr(\hat{y}_i = k)}{|\{v_i : s_i = 0, y = k\}|} \right)^2. \quad (24)$$

As the calculation of \mathcal{L}_{EO}^{HIN} requires task-related labels and anomaly detection tasks typically lack ground truth labels, we use $\mathcal{L}_{ADCG}^{FairOD}$ as a replacement to enhance the fairness in equal opportunity. Thus, the modified overall loss of the model equipped with HIN regularizer can be calculated by:

$$\mathcal{L} = \mathcal{L}_{base} + \lambda \mathcal{L}_{DP}^{HIN} + \gamma \mathcal{L}_{ADCG}^{FairOD}. \quad (25)$$

- **FairWalk** [32] introduces a fairness-aware embedding method that generates node embeddings by considering sensitive attributes and the topology of the graph. It enhances the general random walk algorithm to capture more diverse neighborhoods, thereby producing embeddings that exhibit reduced bias.
- **EDITS** [8] is a graph debiasing method for attributed graphs, mitigating bias present in both graph topology and node features. It minimizes the approximated Wasserstein distance between the distributions of different groups for any attribute dimension to enhance group fairness.