

Constraining small-scale primordial magnetic fields from the abundance of primordial black holes

Ashu Kushwaha^{1,2,*} and Teruaki Suyama³

¹*Department of Physics, Indian Institute of Science
C. V. Raman Road, Bangalore 560012, India*

²*Department of Physics, Indian Institute of Technology Bombay, Mumbai 400076, India*

³*Department of Physics, Tokyo Institute of Technology,
2-12-1 Ookayama, Meguro-ku, Tokyo 152-8551, Japan*

Abstract

The presence of magnetic fields in the early universe affects the cosmological processes, leading to the distinct signature, which allows constraining their properties and the genesis mechanisms. In this study, we revisit the method to constrain the amplitude of the magnetic fields on small scales in the radiation-dominated era from the abundance of primordial black holes. Constraints in the previous work were based on the fact that the density perturbations sourced by stronger magnetic fields become large enough to gravitationally collapse to form PBHs. However, we demonstrate that this picture is incomplete because magnetic fields also increase the threshold value of the density contrast required for PBH formation. The increase in threshold density contrast is more pronounced on smaller scales, and in extreme cases, it might even prevent PBH production despite the presence of significant magnetic field. Taking into account the relevant physical effects on the magnetized overdense region, we establish an upper-limit on the amplitude of comoving magnetic fields, approximately $0.12 - 0.14\mu\text{G}$ at a scale of 10^{17}Mpc^{-1} . Additionally, we compare our constraints with various small-scale probes.

* ashuk@iisc.ac.in

I. INTRODUCTION

Observational probes have confirmed the presence of magnetic fields in the universe at all length scales. They have been observed in the galaxies and galaxy clusters with the typical strength of order micro-Gauss with a coherence length over kpc to Mpc [1–10]. The origin of these magnetic fields is still unknown and they could have cosmological or astrophysical origin. The FERMI and High Energy Stereoscopic System (HESS) measurements of γ -rays from blazars provide a lower bound of the order of 10^{-16}G in intergalactic voids [11]. In the literature, various proposals argue that this lower bound suggests that these magnetic fields could be of primordial origin, which are generated in the early universe and later amplified due to dynamo mechanism [12–22]. In most of these scenarios, either the magnetic field is too weak to be amplified via dynamo action or the coherence length is too small. In contrast to these proposals, in a recent study, it is shown that the primordial magnetic fields (PMFs) on large scales are ruled out from baryon isocurvature constraints [23].

The magnetic fields in the early universe affect the cosmological processes, leading to distinct signatures that constrain the properties of the PMFs. For example, magnetic field energy density at the Big Bang Nucleosynthesis (BBN) epoch might increase He production beyond the observational bounds, which allows to constrain its comoving amplitude $< 1.5\mu\text{G}$ independent of the coherence scale [24]. Observations of the temperature and polarization anisotropies of CMB provide one of the most promising ways to detect or constrain the properties of PMFs. A homogeneous PMFs due to its preferred spatial direction would lead to anisotropic expansion around that direction, hence leading to a quadrupole anisotropy in the CMB, which puts an upper-limit on the amplitude of order nano-Gauss (on Mpc scales) at the present epoch [9, 10]. Furthermore, before recombination, PMFs induce small-scale baryonic density fluctuations, leading to an inhomogeneous recombination process that affects the CMB anisotropies. Using magnetohydrodynamic (MHD) effects, authors in Ref. [25] put the most stringent upper-limit of $\lesssim 47\text{pG}$ (present day) for scale-invariant PMFs power spectra.

While most of the above-mentioned studies focus on explaining or constraining the properties of large-scale magnetic fields, small-scale PMFs have not received much attention. Given that the early universe was magnetized and the most favorable scenarios to explain the origin of the PMFs should occur before the recombination epoch, we can ask if there is

a way to constrain the properties of PMFs on small scales without being affected by sub-Horizon scale processes such as MHD or dynamo action. By doing that, we can not only gain a better understanding of the nature of *seed* magnetic field, but also constrain the early-time magnetogenesis scenarios. Small-scale magnetic fields in the radiation-dominated (RD) era can lead to some interesting consequences; for example, they can create matter-antimatter asymmetry [26–28], CMB distortion [29], magnetic reheating [30], gravitational wave background (GWB) [31] and might also affect the primordial black hole (PBH) formation [32]. To constrain the upper-limit of the amplitude of small scale PMFs, we need to investigate the observable signatures of PMFs on small-scale cosmological processes, for example GWB and PBHs formation.

In this work, we present a systematic study to derive the upper-limit on the amplitude of PMFs by taking into account the physical effects affecting the formation of PBHs from magnetized overdense regions. This program can be achieved by using the fact that the magnetic fields surpassing a critical threshold source the primordial curvature perturbation to a degree that results in the over-production of PBHs, exceeding the observational upper limit on their abundance. Upper limits on PMFs based on this consideration has been already given in the previous work [32]. In the present paper, we point out a new effect which was over-looked in the previous study: change of the threshold value of the PBH formation by the pressure of the magnetic fields. This effect acts as weakening the upper limits on the PMFs. Yet, as it will turn out, our constraints are severer than those provided in Ref. [32] because of another effect (i.e., temperature dependence of the relativistic degrees of freedom) which is not included in the previous study. To simplify the calculations and to make the direct comparison with the previous work, we consider the same power spectrum for the PMFs as the one considered in [32]. We also compare the constraints for both Gaussian and non-Gaussian type probability distribution functions of the density contrast.

Before closing this section, we stress that our constraints are fairly generic in the sense that they are independent of the generation mechanism. Furthermore, our constraints will also provide a great insight into understanding the magnetogenesis scenarios and might rule out certain class of models.

This work is organized in the following way: in section II, we discuss the evolution of curvature perturbations sourced by PMFs-induced anisotropic stress and calculate the density contrast. Section III discusses the effects of magnetic fields on the overdense region,

then in section IV, we compute abundance of PBHs and V discusses our constraints on the PMFs and comparison with other observational probes. We work with the natural units where $\hbar = c = k_B = 1$ and the reduced Planck mass $M_{\text{Pl}} = 2.43 \times 10^{18} \text{GeV}$. For the magnetic field, we follow the electromagnetic CGS units where $1\text{G} = 6.92 \times 10^{-20} \text{GeV}^2$.

II. ANISOTROPIC STRESS AND DENSITY CONTRAST SOURCED BY PMFS

A. Curvature perturbation from PMFs

In this section, we discuss the evolution of primordial curvature perturbation sourced by the anisotropic stress of the PMFs. We assume that the inhomogeneous magnetic fields are generated before the radiation-dominated era (for example, during inflation), with the energy density of the magnetic field being the first-order perturbation to the Friedmann–Lemaître–Robertson–Walker (FLRW) spacetime [33, 34]. Since the primordial plasma, which is produced by the decay of the inflaton after inflation, is highly conducting, magnetic fields are frozen-in and decay as $1/a^2(\eta)$. This allows to separate the spatial and temporal dependence of the magnetic fields on sufficiently large-scales as $\mathbf{B}(\mathbf{x}, \eta) = \mathbf{B}(\mathbf{x})/a^2(\eta)$, where η is the conformal time, and we set the scale factor (in cosmic time t) at present epoch to be unity, $a(t_0) = 1$. The Fourier transform of the magnetic field is defined as:

$$\mathbf{B}(\mathbf{k}) = \int d^3x \mathbf{B}(\mathbf{x}) e^{-i\mathbf{k}\cdot\mathbf{x}}. \quad (1)$$

Assuming $\mathbf{B}(\mathbf{k})$ is a Gaussian random field, the statistical properties of the field $\mathbf{B}(\mathbf{k})$ are determined by the two-point correlation function given by [9, 33, 35]:

$$\langle B_i(\mathbf{k}) B_j(\mathbf{k}') \rangle = (2\pi)^3 \delta^3(\mathbf{k} - \mathbf{k}') \frac{P_{ij}(\hat{k})}{2} P_B(k) \quad (2)$$

where $\hat{k}_i = k_i/k$ are unit wavenumber components, $\delta^3(\mathbf{k} - \mathbf{k}')$ is 3D Dirac-delta function. $P_{ij}(\hat{k}) = \delta_{ij} - \hat{k}_i \hat{k}_j$ is projection tensor that comes from the divergence condition $\nabla \cdot \mathbf{B} = 0$ and $P_B(k)$ is the magnetic power spectrum.

Now, let us consider the spatial part of the energy-momentum tensor due to the magnetic fields T_{ij} . Following [35], we express T_{ij} as $T_{ij} = p_\gamma (g_{ij} \Delta_B + \Pi_{ij}^B)$, where Δ_B is the perturbations in energy density, p_γ is the pressure of photons and Π_{ij}^B , which sources the curvature perturbation through the mode-mode coupling, is the anisotropic stress due to

magnetic fields which is traceless i.e., $\Pi^{B^i}_i = 0$. The scalar part of the anisotropic stress in momentum space is given by [35]:

$$\begin{aligned}\Pi_B(\mathbf{k}, T) &= -\frac{3}{2} \left(\hat{k}^i \hat{k}^j - \frac{\delta^{ij}}{3} \right) \Pi_B^{ij} \\ &= \left(\hat{k}^i \hat{k}^j - \frac{\delta^{ij}}{3} \right) \frac{9}{8\pi\rho_\gamma(T)a^4(T)} \int \frac{d^3\mathbf{k}'}{(2\pi)^3} B_i(\mathbf{k}') B_j(\mathbf{k} - \mathbf{k}')\end{aligned}\quad (3)$$

and the spatial indices are raised and lowered by the Kronecker delta δ_{ij} and $\rho_\gamma(T)$ is the photon energy density which varies with temperature of the Universe. Using the conservation of entropy i.e., $g_{*s}(T)a^3(T)T^3 = \text{constant}$, we obtain

$$\rho_\gamma(T) = \rho_{\gamma,0} \left(\frac{a(T_0)}{a(T)} \right)^4 \left(\frac{g_{*s}(T_0)}{g_{*s}(T)} \right)^{4/3}\quad (4)$$

where $\rho_{\gamma,0}$ is the photon energy density at present epoch (T_0) and g_{*s} is a number of relativistic degree of freedom. Thus, using Eq. (4) in Eq. (3) gives the scalar part of the anisotropic stress as

$$\Pi_B(\mathbf{k}, T) = \left(\hat{k}^i \hat{k}^j - \frac{\delta^{ij}}{3} \right) \frac{9}{8\pi\rho_{\gamma,0}} \left(\frac{g_{*s}(T)}{g_{*s}(T_0)} \right)^{4/3} \int \frac{d^3\mathbf{k}'}{(2\pi)^3} B_i(\mathbf{k}') B_j(\mathbf{k} - \mathbf{k}').\quad (5)$$

Note that the above expression differs from Ref. [32] wherein the dependence on relativistic degrees of freedom is missing. The two-point correlation function of the scalar part of the anisotropic stress can be obtained as

$$\begin{aligned}\langle \Pi_B(\mathbf{k}, T) \Pi_B^*(\mathbf{p}, T) \rangle &= \delta^3(\mathbf{k} - \mathbf{p}) \left(\frac{9}{16\pi\rho_{\gamma,0}^2} \right) \left(\frac{g_{*s}(T)}{g_{*s}(T_0)} \right)^{8/3} \int dk' k'^2 P_B(k') \int_{-1}^1 d\gamma P_B(|\mathbf{k} - \mathbf{k}'|) \\ &\quad \times \left[\frac{k^2(1 + \gamma^2) + kk'(2\gamma - 6\gamma^3) + k'^2(5 + 9\gamma^4 - 12\gamma^2)}{4(k^2 + k'^2 - 2\gamma kk')} \right]\end{aligned}\quad (6)$$

where $\gamma = \hat{k} \cdot \hat{k}'$.

The anisotropic stress due to primordial magnetic fields acts as a source for the curvature perturbation. In particular, it induces two kinds of contributions to the primordial curvature perturbations [35]: (i) *passive modes*, which are induced before neutrino decoupling on both super-horizon scales and sub-horizon scales, and (ii) *compensated modes*, which are induced only on sub-horizon scales. In this work, we will only focus on passive modes because only super-horizon modes are relevant for the formation of PBHs in the radiation-dominated era. Note that after neutrino decoupling time η_ν , the anisotropic stress due to free streaming neutrinos compensates for primordial magnetic fields. Therefore, the significant growth

of the PMFs sourced curvature perturbation $\zeta_B(\mathbf{k}, \eta)$ occur between the time of magnetic field generation η_B and neutrino decoupling time η_ν on super-horizon scales. During this growing regime, the PMF-induced primordial curvature perturbation on super-horizon scales ($k\eta \ll 1$) on comoving slices is given by [9, 10, 35]

$$\zeta_B(\mathbf{k}, \eta) = -\frac{1}{3}\xi(\eta)R_\gamma(\eta)\Pi_B(\mathbf{k}, \eta) \quad (7)$$

where

$$\xi(\eta) = \begin{cases} \log\left(\frac{\eta}{\eta_B}\right) + \frac{\eta_B}{2\eta} - \frac{1}{2} & (\eta_B < \eta < \eta_\nu) \\ \log\left(\frac{\eta_\nu}{\eta_B}\right) + \left(\frac{5}{8R_\nu} - 1\right) & (\eta > \eta_\nu) \end{cases} \quad (8)$$

and $R_\gamma(\eta) = \frac{\rho_\gamma}{\rho_{\text{tot}}}$ refers to the energy fraction of the photon component in the total radiation. As we can see the passive mode depends logarithmically on the magnetic field generation epoch η_B which in our case is determined by the scale of inflation. The dimensionless power-spectrum $\mathcal{P}_{\zeta_B}(k, \eta)$ is related to the two-point correlation function of comoving curvature perturbation as

$$\langle \zeta_B(\mathbf{k}, \eta)\zeta_B^*(\mathbf{p}, \eta) \rangle = (2\pi)^3 \delta^3(\mathbf{k} - \mathbf{p}) \frac{2\pi^2}{k^3} \mathcal{P}_{\zeta_B}(k, \eta). \quad (9)$$

Using Eq.(6) and Eq.(7), we can calculate the two-point correlation function of the comoving curvature perturbation as

$$\begin{aligned} \langle \zeta_B(\mathbf{k}, \eta)\zeta_B^*(\mathbf{p}, \eta) \rangle &= \frac{1}{9}\xi^2(\eta)R_\gamma^2(\eta)\langle \Pi_B(\mathbf{k}, \eta)\Pi_B^*(\mathbf{p}, \eta) \rangle \\ &= \delta^3(\mathbf{k} - \mathbf{p}) \frac{1}{9}\xi^2(\eta)R_\gamma^2(\eta) \left(\frac{9}{16\pi\rho_{\gamma,0}^2}\right) \left(\frac{g_{*s}(T)}{g_{*s}(T_0)}\right)^{8/3} \int dk'k'^2 P_B(k') \int_{-1}^1 d\gamma P_B(|\mathbf{k} - \mathbf{k}'|) \\ &\quad \times \left[\frac{k^2(1 + \gamma^2) + kk'(2\gamma - 6\gamma^3) + k'^2(5 + 9\gamma^4 - 12\gamma^2)}{4(k^2 + k'^2 - 2\gamma kk')} \right] \end{aligned} \quad (10)$$

By comparing Eq.(9) and Eq.(10), we obtain the dimensionless power-spectrum for the passive comoving curvature perturbation mode as

$$\begin{aligned} \frac{2\pi^2}{k^3} \mathcal{P}_{\zeta_B}(k, \eta) &= \frac{1}{(2\pi)^3} \xi^2(\eta)R_\gamma^2 \left(\frac{1}{16\pi\rho_{\gamma,0}^2}\right) \left(\frac{g_{*s}(T)}{g_{*s}(T_0)}\right)^{8/3} \int dk'k'^2 P_B(k') \int_{-1}^1 d\gamma P_B(|\mathbf{k} - \mathbf{k}'|) \\ &\quad \times \left[\frac{k^2(1 + \gamma^2) + kk'(2\gamma - 6\gamma^3) + k'^2(5 + 9\gamma^4 - 12\gamma^2)}{4(k^2 + k'^2 - 2\gamma kk')} \right]. \end{aligned} \quad (11)$$

Apart from the factor accounting for the change of the relativistic degrees of freedom, this result recovers the one given in [32]. Eq. (11) will be used for estimating the variance of the magnetized overdense region, which determines the properties of the PBH formation.

B. Density contrast and its variance

The curvature perturbation ζ_B is not a quantity that directly represents the local (=horizon-scale) spatial curvature. For the purpose of computing the PBH abundance, the density contrast on the comoving slice δ_B is more suitable quantity than ζ_B [36].

In the radiation-dominated epoch, the relation between comoving curvature perturbation ζ_B and density contrast $\delta_B(\eta, k)$ is given by [37]:

$$\delta_B(\mathbf{k}, \eta) = \frac{4}{9} \left(\frac{k}{aH} \right)^2 \zeta_B(\mathbf{k}, \eta) = -\frac{4}{27} \left(\frac{k}{aH} \right)^2 \left[\log \left(\frac{\eta}{\eta_B} \right) + \frac{\eta_B}{2\eta} - \frac{1}{2} \right] R_\gamma(\eta) \Pi_B(\mathbf{k}, \eta) \quad (12)$$

where we have used Eq. (7) in obtaining the last equality. The smoothed density perturbation over the comoving radius R is given by

$$\delta_B(\mathbf{x}, \eta; R) = \int d^3x' W_R(|\mathbf{x} - \mathbf{x}'|) \delta_B(\mathbf{x}', \eta) = \int \frac{d^3k}{(2\pi)^3} W(kR) \delta_B(\mathbf{k}, \eta) e^{i\mathbf{k}\cdot\mathbf{x}} \quad (13)$$

where $W(kR) = e^{-k^2 R^2/2}$ is the Window function. In calculating the PBH abundance, the smoothing scale R is usually taken to be the comoving horizon scale at the PBH formation [38, 39]. The variance is related to the power spectrum of the density perturbation by the relation [40]:

$$\sigma_B^2(R, \eta) \equiv \langle \delta_B(\mathbf{x}, \eta; R)^2 \rangle - \langle \delta_B(\mathbf{x}, \eta; R) \rangle^2 = \int \frac{dk}{k} W^2(kR) \mathcal{P}_{\delta_B}(k, \eta), \quad (14)$$

where $\mathcal{P}_{\delta_B}(k, \eta)$ is the dimensionless power spectrum of δ_B . The fact that magnetic fields are divergenceless, and from the Eqns.(2, 5), the mean value of the curvature perturbation induced by PMFs vanishes in the real space $\langle \zeta_B(\mathbf{x}) \rangle = 0$. Thus, from Eq.(14), we see that the mean density perturbation is zero, $\langle \delta_B(\mathbf{x}, \eta; R) \rangle = 0$. Using (12), the variance of δ_B can be obtained as

$$\sigma_B^2(R, \eta) = \frac{16}{81} \int \frac{dk}{k} W^2(kR) (k\eta)^4 \mathcal{P}_{\zeta_B}(k, \eta) \quad (15)$$

We would like to mention that up to this point, the analysis is generic in the sense that we have not used any specific form for the magnetic power spectrum. However, to study the effect of the magnetic fields on the formation of PBHs, we need to consider the magnetic field power spectrum. We will discuss this in section IV.

III. EFFECTS OF PMF ON OVERDENSE REGION

In this section, we discuss the effect of PMFs on the overdense region and study the consequences which are particularly important for PBH formation.

A. Effect of the magnetic fields on the Jeans length

To determine the PBH abundance from the given variance of the density contrast (i.e., Eq. (15)), knowledge of the threshold of the PBH formation is needed. In the case of the standard scenario where PBH forms purely from perturbation of radiation, the threshold has been investigated in detail both analytically and numerically [41–48]. The simplest version, which was derived in [41] based on the Newtonian gravity, gives the threshold value $\delta_{\text{th}} = c_s^2 (= \frac{1}{3})$ and it still serves as a physically reasonable estimate of threshold at least qualitatively. In what follows, we provide a physical argument that presence of the magnetic field changes the threshold and derive the correction to the threshold coming from the magnetic field based on the Jeans criterion in Newtonian dynamics. General relativistic effect will change our result, but we believe that our correction captures the essential features of the effect caused by the magnetic field and is valid within a factor of $\mathcal{O}(1)$ uncertainty.

According to Jeans criterion, the perturbations (amplitude) would grow (against the radiation pressure) if the size of the perturbed region is greater than the Jeans length λ_J . If the uniform magnetic field pervades the medium (which is assumed to be highly conducting), the dispersion relation for the perturbations changes depending on the angle between the direction of propagation of perturbations and the magnetic field vector \mathbf{B} . For example, the dispersion relation for the modes propagating perpendicular to the direction the magnetic field is given by [49]

$$\omega^2 = \frac{B^2 k^2}{4\pi\rho} + c_s^2 k^2 - 4\pi G\rho \quad (16)$$

where B is the magnetic field strength, c_s is the sound speed, ρ is the energy density of the Universe. Gravitational instability occurs for modes having negative ω^2 . Using the modified dispersion relation in Eq.(16), we can obtain the modified Jeans length referred to as *magnetic Jeans length* λ_B , which for the modes traveling perpendicular to the direction

of the magnetic field is given by [49, 50]

$$\lambda_B \equiv \lambda_J \sqrt{1 + \frac{2\rho_B}{c_s^2 \rho}} = \lambda_J \sqrt{1 + \frac{2r_B}{c_s^2}}. \quad (17)$$

In what follows, we adopt this equation as the representative Jeans length in the presence of the magnetic field. This is in sharp contrast to Ref. [32] in which the effect of the magnetic field on the Jeans length was neglected. To the best of our knowledge, this paper is the first to incorporate the effect of the magnetic field as λ_B defined above in the context of PBH formation. Note that the additional term in the above equation is similar to the effect of rotation on the Jeans length discussed in [51]. As we can see, the magnetic field increases the Jeans length. For instance, for $r_B = 0.1$, we have $\lambda_B|_{r_B=0.1} = 1.265\lambda_J$. Although the increase is only by 26%, this does not necessarily mean that the impact of the magnetic field on the PBH abundance is mild as well since the abundance is typically exponentially sensitive to the Jeans length. We will later discuss this effect in detail in section IV.

B. Estimation of threshold density contrast in magnetized environment

In the previous subsection, we have shown that the presence of a uniform magnetic field affects the Jeans criterion by increasing the Jeans length (17) by a factor that depends on the magnetic field strength. To estimate the effect of the magnetic field on the threshold density contrast, we first briefly review how the threshold is derived in the standard case (i.e., no magnetic field) [41]. To this end, let us consider the overdense region with the evolution given by Friedmann equation for the closed Universe [38, 39]

$$H^2 = \frac{8\pi G}{3}\rho - \frac{1}{a^2} \quad (18)$$

where $\rho \equiv \bar{\rho}(1 + \delta)$ with $\bar{\rho}$ being the unperturbed background energy density of the Universe and $\delta \equiv (\rho - \bar{\rho})/\bar{\rho} = \delta\rho/\bar{\rho}$ is the density contrast. Because of the curvature term, the overdense region turns from the expansion phase to the contraction phase; we refer to this turnaround as the maximum expansion and add the subscript “max” to any quantities evaluated at that time. The time when the proper size of the overdense region becomes equal to the Hubble horizon (horizon re-entry) is denoted by “hc” which refers to horizon-crossing. The proper size of the overdense region at this maximum expansion time is $(a_{\text{max}}/a_{\text{hc}}) H_{\text{hc}}^{-1}$

and the Jeans length evaluated at the maximum expansion time is given by:

$$\lambda_J = \frac{c_s}{\sqrt{G\rho_{\max}}} = \frac{c_s}{\sqrt{G\bar{\rho}_{\max}(1 + \delta_{\max})}} \simeq c_s a_{\max}. \quad (19)$$

From Eq.(18), we have $a_{\max} = \sqrt{\frac{3}{8\pi G\rho_{\max}}}$. Imposing the Jeans criterion at maximum expansion time gives the condition for the formation of PBHs

$$\frac{a_{\max}}{a_{\text{hc}}} \frac{1}{H_{\text{hc}}} > \lambda_J \simeq c_s a_{\max}. \quad (20)$$

The relation between a_{\max} and a_{hc} in terms of density contrast at horizon crossing is given by

$$\frac{a_{\max}}{a_{\text{hc}}} = \sqrt{\frac{1 + \delta_{\text{hc}}}{\delta_{\text{hc}}}}, \quad (21)$$

and constancy of $\rho(1 + \delta)a^4$ gives

$$H_{\text{hc}} a_{\max} = \frac{\sqrt{1 + \delta_{\text{hc}}}}{\delta_{\text{hc}}}. \quad (22)$$

Plugging these relations in Jeans criterion (20), we obtain the threshold density contrast [41]

$$\delta_{\text{hc}} > \delta_{\text{th}} = c_s^2. \quad (23)$$

Now, let us include the presence of the magnetic fields in the above picture, and investigate how the presence of uniform magnetic fields in the Universe changes the threshold density contrast (23). As we have discussed in the previous subsection, the presence of the uniform magnetic fields modifies the Jeans length which is given by Eq.(17). Note that even in the presence of uniform magnetic fields, the original argument that the size of the overdense region at the maximum expansion time needs to be greater than the Jeans length to form a black hole should still hold. This means the condition for the PBH formation in the presence of the magnetic field is obtained by replacing the original Jeans length with λ_B . Following the calculations as done previously but with λ_B on RHS of Eq.(20), we obtain

$$\frac{a_{\max}}{a_{\text{hc}}} > c_s (a_{\max} H_{\text{hc}}) \sqrt{1 + \frac{2\rho_B}{c_s^2 \rho}} \quad (24)$$

where we used $\lambda_J = c_s a_{\max}$. Now, using Eq.(21) and Eq.(22) in Eq.(24), we can calculate the threshold density contrast for the formation of PBHs in the presence of uniform magnetic field as

$$\delta_{\text{hc}}^B > c_s^2 \left(1 + \frac{2r_B}{c_s^2}\right) \implies \delta_{\text{th}}^B = c_s^2 + 2r_B. \quad (25)$$

From Eq. (25), we can see that a sufficiently strong magnetic field significantly enhances the threshold density contrast than the non-magnetized case. This can be understood as follows: a sufficiently strong magnetic field would increase the total pressure due to an extra contribution from magnetic pressure, which would act against the gravitational attraction. Therefore, higher density contrast is required to form PBHs from the gravitational collapse of the magnetized overdense region.

Before closing this section, we would like to mention that the threshold (25) has been derived analytically based on the simple Newtonian picture and it is merely approximate. According to general relativistic simulations (without the magnetic field) [43], the threshold is not only different from c_s^2 but also varies in the range $0.4 - 0.5$ depending on the density profile of the overdense region. We expect the contribution of the magnetic field, which is given as $2r_B$ in (25), also possesses such $\mathcal{O}(1)$ variations in the realistic cases. Yet, since there are no simulations of PBH formation in the presence of the magnetic field, to keep consistency of our analysis, we use the threshold (25) in the following analysis.

IV. COMPUTATION OF PBH ABUNDANCE

In this section, we provide a formalism to compute the PBH abundance in the context of our scenario.

A. Spiky power spectrum of PMF

In what follows, for simplicity, we consider a Delta-function type power spectrum given by

$$P_B(k) = \frac{2\pi^2}{k^3} B_p^2 k_p \delta(k - k_p) \quad (26)$$

where amplification is peaked at $k = k_p$ and B_p is the comoving magnetic field at the scale $k = k_p$. Physically, B_p represents the amplitude of the virtual magnetic field at present time obtained by simply evolving the primordial magnetic field in an adiabatic manner throughout the whole redshift range. In reality, magneto-hydrodynamics in general completely changes the evolution of the magnetic field once the scale k_p enters the eddy turnover scale, and B_p does not represent the actual magnitude of the present-day magnetic field. Nevertheless, in

order to make a direct comparison with the previous work [32], we use this quantity to place the upper limit on the *primordial* magnetic field.

Magnetic power spectrum with a sharp spike is realized in the models where magnetic fields are generated due to the parametric resonance mechanism [52–54]. In these mechanisms, the large amplification of EM modes happens only for the specific modes lying in the resonance band determined by peak wavenumber k_p and the model's parameter space. For the Delta-function type magnetic field power-spectrum (26), the dimensionless power-spectrum for the passive comoving curvature perturbation (11) becomes

$$\mathcal{P}_{\zeta_B}(k, \eta) = \frac{1}{(2\pi)^3} \xi^2(\eta) R_\gamma^2 \left(\frac{1}{32\pi\rho_{\gamma,0}^2} \right) \left(\frac{g_{*s}(T)}{g_{*s}(T_0)} \right)^{8/3} \times \frac{\pi^2 k^2 B_p^4 (k^4 - 16k^2 k_p^2 + 80k_p^4) \theta(2k_p - k)}{16k_p^6} \quad (27)$$

Using the above Eq.(27) in Eq. (15), we can obtain the variance as

$$\sigma_B^2(R, \eta) = \frac{B_p^4}{5184\pi^2\rho_{\gamma,0}^2} \left(\frac{g_{*s}(T)}{g_{*s}(T_0)} \right)^{8/3} \xi(\eta)^2 R_\gamma^2 \left(\frac{\eta}{R} \right)^4 \left(\frac{e^{-4(k_p R)^2}}{(k_p R)^6} \right) \times \left(e^{4k_p^2 R^2} (3 - 12k_p^2 R^2 + 20k_p^4 R^4) + 4(k_p R)^4 - 16(k_p R)^6 - 64(k_p R)^8 - 3 \right). \quad (28)$$

At the time of the horizon reentry at which $\eta = R$, the variance becomes

$$\sigma_B^2(R, \eta = R) \simeq 1.5 \times 10^{-3} \left(\frac{B_p}{1 \mu\text{G}} \right)^4 \left(\frac{g_{*s}(\eta)}{g_{*s}(\eta_0)} \right)^{8/3} (\xi(\eta) R_\gamma(\eta))^2. \quad (29)$$

Or in terms of r_B , this relation becomes

$$\sigma_B^2(R, \eta = R) \simeq \frac{r_B^2}{8.5} \xi(\eta)^2. \quad (30)$$

From the above equation, we see that due to the function $\xi(\eta) = \log\left(\frac{\eta}{\eta_B}\right) + \frac{\eta_B}{2\eta} - \frac{1}{2}$, the variance $\sigma_B^2(R, \eta)$ depends on the epoch of magnetic field generation η_B . In what follows, we take $T_B = 10^{14}\text{GeV}$. We would like to emphasize that the variance $\sigma_B^2(R, \eta)$ also depends significantly on the variation of relativistic degrees of freedom. To our knowledge, this effect is not discussed in the literature in the estimation of $\sigma_B^2(R, \eta)$.

The left panel of Fig. 1 shows $\xi(\eta)R_\gamma(\eta)$ as a function of k_p , where the evaluation time is taken to be the horizon crossing ($k = aH$). The right panel shows the variance of the density contrast smoothed over the horizon scale $R \sim (aH)^{-1} = \eta$ evaluated at the horizon crossing. This behaviour is not seen in Ref. [32] as they consider the constant value of the quantity ξR_γ . However, in this work, we incorporated the variation of relativistic degrees of freedom with temperature by using the data provided in Ref. [55]

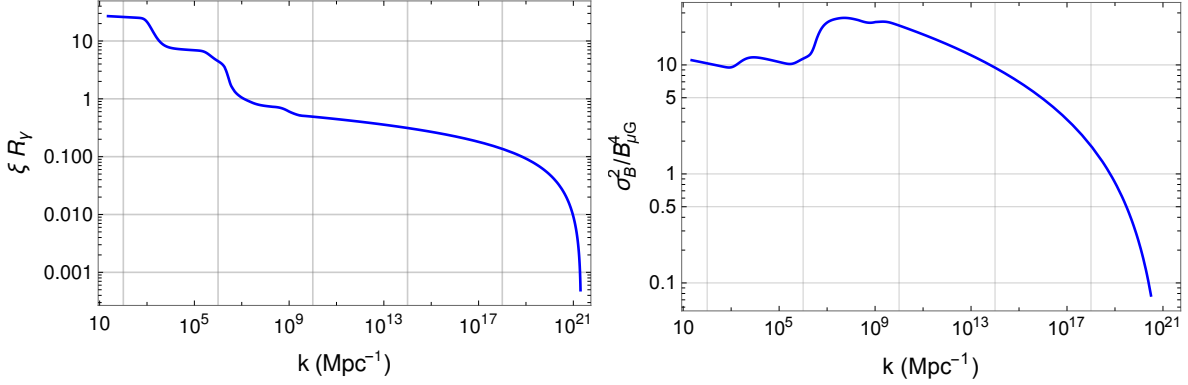


FIG. 1. The behaviour of ξR_γ (left) and the variance $\sigma_B^2/B_{\text{nG}}^4$ (right) with respect to k .

B. PBH abundance

To investigate the abundance of PBHs, we define the parameter β , representing the mass fraction (energy density fraction) of PBHs at the time of their formation [38, 56]:

$$\beta = \left. \frac{\rho_{\text{PBH}}}{\rho_{\text{tot}}} \right|_{\text{form}}. \quad (31)$$

Denoting $P(\delta)$ by the probability distribution function of $\delta_B(R, R)$, the fraction β can be written as

$$\beta = \gamma \int_{\delta > \delta_{\text{th}}^B} P(\delta) d\delta, \quad (32)$$

where $\gamma \sim 0.2$ is the numerical factor which appears due to the effect that the PBH mass is not equal to the horizon mass at the time of the horizon re-entry¹. The lower limit of integration is non-trivial because δ_{th}^B itself depends on δ_B , which means the lower limit is obtained as a solution of the algebraic equation

$$\delta_B = c_s^2 + 2r_B(\delta_B). \quad (33)$$

It is hard to precisely evaluate the second term on the right-hand side. Here we make an approximate identification $\delta_B \simeq \sigma_B$ and use the relation (30) to finally relate δ_B with r_B , by which the above equation reduces to a simple linear equation (notice that σ_B in the present context refers to the one defined for an over-dense region that collapses to PBH

¹ In the literature, often the upper limit of integration in Eq. (36) is taken as $\delta_{\text{max}} = \infty$ (see Ref.[39, 57]).

However, both give approximately the same result but for $\delta_{\text{max}} = 1$ case, we need to restrict r_B to avoid δ_{th}^B becoming greater than unity which leads to the negative value of β (unphysical).

contrary to the other parts in this paper where σ_B represents the quantity averaged over the cosmological scale.). Solving this equation, we obtain (see appendix A)

$$\delta_B = \frac{c_s^2}{\left(1 - \frac{5.8}{\xi(\eta)}\right)}. \quad (34)$$

We adopt the right-hand side of this equation as the lower limit of the integration (32).

In Ref. [58], constraints on the abundance of PBHs over different mass ranges are provided. Applying those constraints to the fraction (32) in our scenario, we can place upper limit on the amplitude of the primordial magnetic fields B_p on the scale k_p by making a correspondence between k_p and the PBH mass M given as

$$k_p \simeq 7.5 \times 10^5 \gamma^{1/2} \left(\frac{g_*}{10.75}\right)^{-1/6} \left(\frac{M}{30M_\odot}\right)^{-1/2} \text{Mpc}^{-1}. \quad (35)$$

For the Gaussian distribution function of $\delta_B(R, R)$, the fraction is given by [38]:

$$\beta(M) = \gamma \int_{\delta_{\text{th}}^B}^1 d\delta \frac{1}{\sqrt{2\pi}\sigma_B} e^{-\frac{\delta^2}{2\sigma_B^2}} \simeq \frac{\gamma}{\sqrt{2\pi}} \left(\frac{\sigma_B}{\delta_{\text{th}}^B}\right) \exp\left(-\frac{\delta_{\text{th}}^{B^2}}{2\sigma_B^2}\right). \quad (36)$$

In reality, however, the density contrast is highly non-Gaussian since it depends quadratically on the magnetic field which is Gaussian. Therefore, to correctly estimate PBH abundance, it is important to consider the non-Gaussian probability distribution function (PDF). In this work, we use the non-Gaussian distribution function studied in Ref. [32], which is given by:

$$P_{\text{NG}}(x) = C \exp\left[-1.5\sqrt{1 + \frac{x^2}{b^2}}\right] \quad (37)$$

where C and b are free parameters which can be fixed by using the following conditions

$$\int_{-\infty}^{\infty} P_{\text{NG}}(x) dx = 1 \quad \int_{-\infty}^{\infty} x^2 P_{\text{NG}}(x) dx = \sigma_B^2, \quad (38)$$

where σ_B^2 is given by Eq. (29), which incorporates the effects of variation of relativistic degrees of freedom. Using the above conditions gives

$$C = 2.13\sigma_B^{-1}, \quad b = 0.84\sigma_B. \quad (39)$$

In the next section, we show and compare the constraints on the amplitude of the PMFs for the non-Gaussian distribution function with the Gaussian distribution and also compare our constraints with Ref. [32].

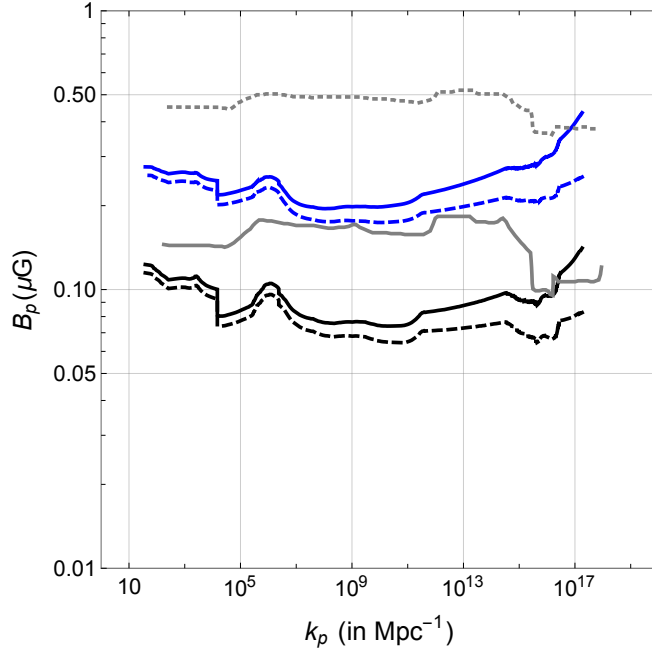


FIG. 2. The constraints on B_p for Gaussian (blue) and non-Gaussian (black) PDFs, dashed curves are for δ_{th} . Constraints from Ref. [32] are shown in gray curves, where solid is for non-Gaussian and dotted is for Gaussian PDFs.

V. CONSTRAINTS ON THE STRENGTH OF PMFS FROM THE ABUNDANCE OF PBHS

Having discussed the effects of magnetic fields on the PBH abundance for both types of distribution functions, our aim is now to constrain the amplitude of PMFs in the RD era. To do that, we present the constraints in terms of the comoving magnetic field amplitude B_p .

As we mentioned in the previous section, we employ the result provided in Ref. [58] as the observational upper limits on the PBH fraction β ². Fig. 2 shows the constraints on the amplitude of PMFs for both the Gaussian probability distribution function and the non-Gaussian one given by Eq. (37). We find that inclusion of the effect of magnetic fields in the estimation of threshold density contrast (δ_{th}^B) affects the constraints for both Gaussian and non-Gaussian PDFs in the same manner. This is expected because the net effect of

² In Ref. [58], the upper limits are given in terms of the rescaled fraction β' defined by

$$\beta'(M) \equiv \gamma^{1/2} \left(\frac{g_*}{106.75} \right)^{-1/4} \left(\frac{h}{0.67} \right)^{-2} \beta(M). \quad (40)$$

the magnetic field is simply to shift the threshold from c_s^2 to the one given by Eq. (34) irrespective of the shape of the probability distribution function.

From Fig. 2, for the non-Gaussian distribution function (37), we estimate $B_p \lesssim 0.12 - 0.14 \mu\text{G}$ on scale $k_p \sim 10^{17} \text{Mpc}^{-1}$ and $B_p \lesssim 0.07 \mu\text{G}$ on scale $k_p \sim 10^8 - 10^{11} \text{Mpc}^{-1}$. Fig. 2 also compares our constraints (black and blue curves) with Saga et al. [32] (shown in gray curves). We would like to mention that our constraints incorporate new factors which are not included in the previous work Ref. [32]: (i) effect of the magnetic field in the threshold density contrast and (ii) variation of relativistic degrees of freedom.

Having derived the constraints from PBHs abundance, let us briefly discuss the necessary relations to incorporate other small-scale observational probes to constrain the PMFs. For the constraints from GWB and magnetic reheating, we follow Refs. [30, 31]. However, as we have discussed in the previous section, concerning the variation of relativistic degrees of freedom with respect to temperature changes, the correct relation can be obtained by using Eq.(4). As we have shown, including the variation of the relativistic degrees of freedom significantly affects the estimation of PBHs abundance. Since the stochastic GW background is also affected by the relativistic degrees of freedom, we must modify the relevant equation obtained in Refs. [30, 31] for the precise estimation of the upper limit on the amplitude of PMFs. Within our framework, the energy density of GWB at the present epoch (corresponding to Ref.[31]) is given as

$$\Omega_{\text{GW}}(\eta_0, k) = \frac{R_\gamma(\eta)^2}{512\pi^2} \left(\frac{B^2}{\rho_{\gamma,0}}\right)^2 \left(\frac{g_{*s}(T)}{g_{*s}(T_0)}\right)^{8/3} \left(\frac{k}{H_0}\right)^2 a_{\text{eq}}^2 h_T^2(k, \eta_{\text{eq}}) \left(\frac{k}{k_p}\right)^2 \left(1 + \frac{k^2}{4k_p^2}\right)^2 \Theta_H \left(1 - \frac{k}{2k_p}\right) \quad (41)$$

where $h_T(k, \eta_{\text{eq}})$ is the transfer function of GWs given in Ref. [31]. Note that Eq. (41) tells us that given the upper bounds on Ω_{GW} , we can put an upper limit on the amplitude of PMFs. Following Ref. [31], we focus on the direct detection measurements of GWB from pulsar timing arrays (PTAs) and SKA, space-based observatories like LISA, and ground-based observatories such as LIGO, SKA, and LISA. Note that the PTA and LIGO bounds are obtained from the observed results; however, SKA and LISA are expected upper bounds in the future.

Another interesting effect of the PMFs on small scales is the magnetic reheating, recently proposed in Ref. [30]. This mechanism is based on the fact that the dissipation of PMFs changes the baryon-to-photon number ratio and can constrain the PMFs on small scales.

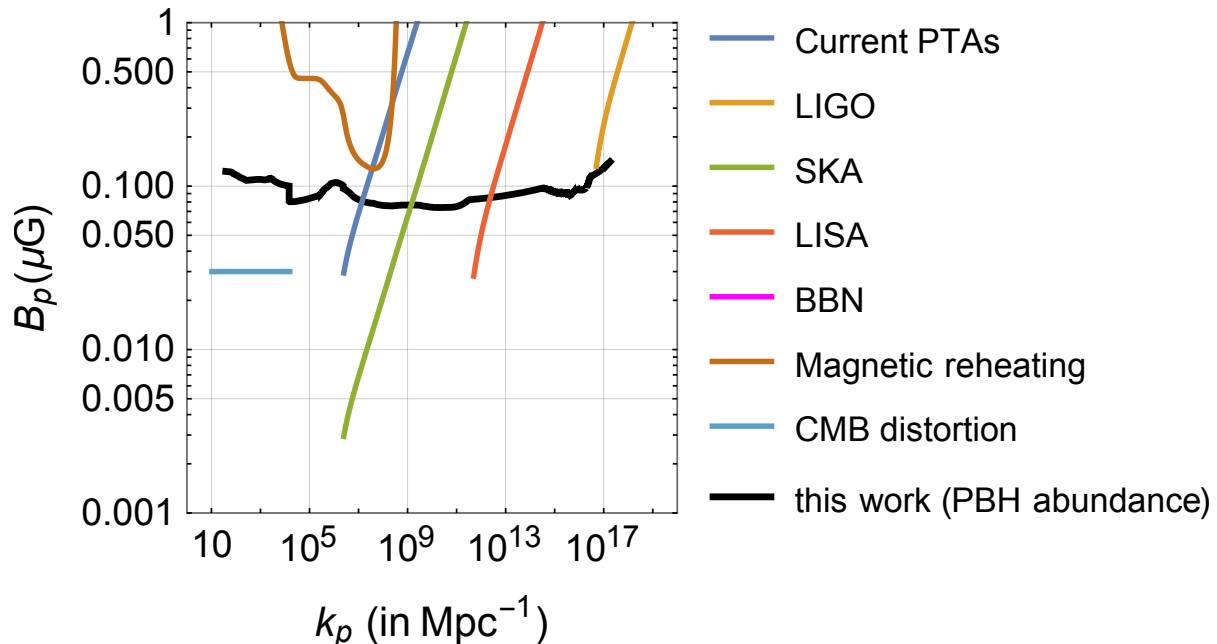


FIG. 3. Upper limits on the primordial magnetic field B_p .

Again, for this case as well, within our framework, the injected energy fraction to the CMB energy by decaying PMFs should also be modified to

$$\frac{\Delta\rho_\gamma}{\rho_\gamma} = \frac{B^2}{8\pi\rho_{\gamma,0}} \left(\frac{g_{*s}(T)}{g_{*s}(T_0)} \right)^{4/3} \left[e^{-\frac{2k^2}{k_D^2(z_i)}} - e^{-\frac{2k^2}{k_D^2(z_\mu)}} \right] \quad (42)$$

where $z_\mu = 2 \times 10^6$ and $z_\nu = 10^9$ are the redshifts corresponding to the CMB distortion era and neutrino decoupling era [30]. The damping scale k_D is related to the redshift as $k_D(z) = 7.44 \times 10^{-6}(1+z)^{3/2}\text{Mpc}^{-1}$. Fig. 3 shows the comparison of the constraints on the amplitude of the PMFs on small scales and comparison with various observations such as GW, magnetic reheating, CMB distortion, and BBN. We would like to mention that the constraints in Fig. 3 give a more precise estimation of the upper bounds on the amplitude of PMFs than presented in Ref.[32]. This is because one should consider two key issues: increase in the threshold density contrast due to PMFs and the variation of relativistic degrees of freedom with temperature.

VI. CONCLUSION AND DISCUSSION

There are early-universe models which predict production of primordial magnetic fields on small scales. Those magnetic fields will dissipate in the early times and do not exist in the present universe, which makes probing such fields non-trivial. In this work, we have systematically studied the procedure to constrain the amplitude of PMFs in the RD era from the abundance of PBHs. Given that anisotropic stress due to the PMFs sources the primordial curvature perturbations, for sufficiently strong PMFs the density perturbations might become large enough to gravitationally collapse to form PBHs in the RD era. However, we have shown that this picture is not completely correct because the magnetic field increases the threshold value of the density contrast required for the formation of PBHs. We computed this correction term to the threshold density contrast (due to magnetic field) and revised the constraints by using the new threshold. Furthermore, if we naively extrapolate the new threshold to very small scales (for $k_p \gtrsim 10^{18} \text{ Mpc}^{-1}$), the threshold density contrast becomes greater than one, which might stop the formation of PBHs. Since our estimation is based on the simple Newtonian analysis, more sophisticated works based on general relativity are needed to reach a robust conclusion.

To make the estimates more precise as compared to the previous studies, we have also considered the variation of relativistic degrees of freedom with respect to the formation epoch and shown that it affects the variance by $\mathcal{O}(2)$ on smaller scales. Thus, by taking into account the effect of magnetic fields on the threshold density contrast, variation of relativistic degrees of freedom, and using the most updated constraints on PBHs formation parameter, we estimated an upper-limit $0.12 - 0.14 \mu\text{G}$ on scale 10^{17} Mpc^{-1} and $0.07 \mu\text{G}$ on scale $10^8 - 10^{11} \text{ Mpc}^{-1}$ for non-Gaussian distribution function. We also compared our constraints with those of other small-scale probes such as GWB, CMB distortion, magnetic reheating, and BBN. These constraints also help to support or rule-out certain classes of early-time magnetogenesis models.

ACKNOWLEDGMENTS

AK thanks Avijit Chowdhury and Joseph P Johnson for discussions. AK would like to thank IIT Bombay for the financial support. AK would also like to acknowledge the financial

support from the Indo-French Centre for the Promotion of Advanced Research (CEFIPRA) grant no. 6704-4 under the Collaborative Scientific Research Programme. This work was supported by the JSPS KAKENHI Grant Number JP23K03411 (TS).

Appendix A: Derivation of the parameter r_B

In this appendix, we calculate the correction to the threshold density contrast due to magnetic field i.e., the quantity r_B . Let us consider the definition of r_B which incorporates the effect of variation of relativistic DOF:

$$r_B \equiv \frac{\rho_B}{\rho_{\text{tot}}} = \frac{\rho_B}{\rho_\gamma} \frac{\rho_\gamma}{\rho_{\text{tot}}} = \frac{B_f^2}{8\pi\rho_{\gamma,0}} \left(\frac{a(T)}{a(T_0)} \right)^4 \left(\frac{g_{*s}(T)}{g_{*s}(T_0)} \right)^{4/3} R_\gamma(\eta) = \frac{B_0^2}{8\pi\rho_{\gamma,0}} \left(\frac{g_{*s}(T)}{g_{*s}(T_0)} \right)^{4/3} R_\gamma(\eta). \quad (\text{A1})$$

Using the relation between density perturbation and curvature perturbation

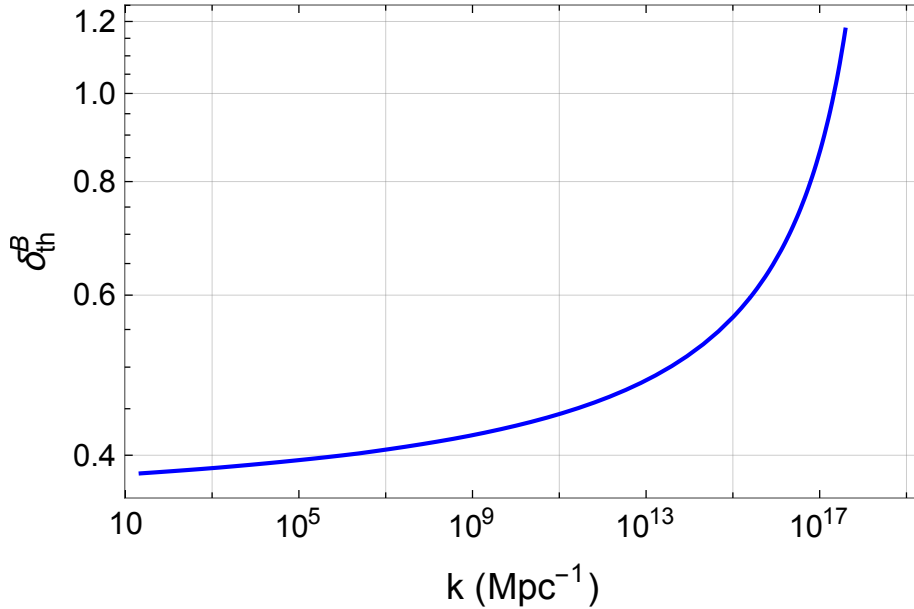


FIG. 4. The behaviour of δ_{th}^B .

$$\delta_B(\mathbf{k}, \eta) = \frac{4}{9} \left(\frac{k}{aH} \right)^2 \zeta_B(\mathbf{k}, \eta), \quad (\text{A2})$$

with Eq.(14), we can obtain the approximate relation $\delta_B(R, \eta) \approx \sqrt{\langle \delta_B(\mathbf{x}, \eta; R)^2 \rangle} = \sigma_B(R, \eta)$. Now, using this relation with Eq. (28), we obtain

$$r_B = 2.9 \frac{\delta_B}{\xi(\eta)}. \quad (\text{A3})$$

Note that the lower limit of integration for the PBH formation parameter β itself depends on the integration variable δ_B through r_B . In the integration, only δ_B satisfying the condition $\delta_B > c_s^2 + 2r_B$ contributes to the fraction β . Therefore, using Eq.(A3) and Eq.(33), we obtain

$$\delta_B > \frac{c_s^2}{\left(1 - \frac{5.8}{\xi(\eta)}\right)}. \quad (\text{A4})$$

This is an important relation where RHS gives the threshold density contrast δ_{th}^B required for the formation of PBHs due to magnetized overdense region. To see the effect of the correction term due to magnetic field, we plot Eq. (A4) in Fig. 4, which shows that for $k \gtrsim 10^{18} \text{Mpc}^{-1}$ the threshold becomes greater than unity.

-
- [1] P. P. Kronberg, *Rept. Prog. Phys.* **57**, 325 (1994).
 - [2] R. Beck, A. Brandenburg, D. Moss, A. Shukurov, and D. Sokoloff, *Annual Review of Astronomy and Astrophysics* **34**, 155 (1996).
 - [3] L. M. Widrow, *Rev. Mod. Phys.* **74**, 775 (2002).
 - [4] J. P. Vallée, *New Astron. Rev.* **48**, 763 (2004).
 - [5] B. M. Gaensler, R. Beck, and L. Feretti, *New Astronomy Reviews* **48**, 1003 (2004).
 - [6] M. Giovannini, *Int. J. Mod. Phys. D* **13**, 391 (2004), [arXiv:astro-ph/0312614](#).
 - [7] J. D. Barrow, R. Maartens, and C. G. Tsagas, *Phys. Rept.* **449**, 131 (2007), [arXiv:astro-ph/0611537 \[astro-ph\]](#).
 - [8] A. Kandus, K. E. Kunze, and C. G. Tsagas, *Phys. Rept.* **505**, 1 (2011), [arXiv:1007.3891 \[astro-ph.CO\]](#).
 - [9] R. Durrer and A. Neronov, *Astron. Astrophys. Rev.* **21**, 62 (2013), [arXiv:1303.7121 \[astro-ph.CO\]](#).
 - [10] K. Subramanian, *Rept. Prog. Phys.* **79**, 076901 (2016), [arXiv:1504.02311 \[astro-ph.CO\]](#).
 - [11] A. Neronov and I. Vovk, *Science* **328**, 73 (2010).
 - [12] M. S. Turner and L. M. Widrow, *Phys. Rev.* **D37**, 2743 (1988).
 - [13] B. Ratra, *Astrophys. J. Lett.* **391**, L1 (1992).

- [14] T. Vachaspati, *Phys. Lett. B* **265**, 258 (1991).
- [15] A. D. Dolgov, *Phys. Rev. D* **48**, 2499 (1993).
- [16] J. Martin and J. Yokoyama, *JCAP* **01**, 025 (2008), [arXiv:0711.4307 \[astro-ph\]](#).
- [17] S. Mukohyama, *Phys. Rev. D* **94**, 121302 (2016).
- [18] A. Kushwaha and S. Shankaranarayanan, *Phys. Rev. D* **101**, 065008 (2020), [arXiv:1912.01393 \[hep-th\]](#).
- [19] K. Bamba, E. Elizalde, S. D. Odintsov, and T. Paul, *JCAP* **04**, 009 (2021), [arXiv:2012.12742 \[gr-qc\]](#).
- [20] M. Giovannini, *JCAP* **11**, 058 (2021), [arXiv:2110.02632 \[hep-th\]](#).
- [21] S. Tripathy, D. Chowdhury, R. K. Jain, and L. Sriramkumar, (2021), [arXiv:2111.01478 \[astro-ph.CO\]](#).
- [22] D. Nandi, *JCAP* **08**, 039 (2021), [arXiv:2103.03159 \[astro-ph.CO\]](#).
- [23] K. Kamada, F. Uchida, and J. Yokoyama, *JCAP* **04**, 034 (2021), [arXiv:2012.14435 \[astro-ph.CO\]](#).
- [24] M. Kawasaki and M. Kusakabe, *Phys. Rev. D* **86**, 063003 (2012).
- [25] K. Jedamzik and A. Saveliev, *Phys. Rev. Lett.* **123**, 021301 (2019).
- [26] K. Kamada and A. J. Long, *Phys. Rev. D* **94**, 063501 (2016), [arXiv:1606.08891 \[astro-ph.CO\]](#).
- [27] T. Fujita and K. Kamada, *Phys. Rev. D* **93**, 083520 (2016), [arXiv:1602.02109 \[hep-ph\]](#).
- [28] A. Kushwaha and S. Shankaranarayanan, *Phys. Rev. D* **104**, 063502 (2021), [arXiv:2103.05339 \[hep-ph\]](#).
- [29] K. E. Kunze and E. Komatsu, *JCAP* **01**, 009 (2014), [arXiv:1309.7994 \[astro-ph.CO\]](#).
- [30] S. Saga, H. Tashiro, and S. Yokoyama, *Mon. Not. Roy. Astron. Soc.* **474**, L52 (2018), [arXiv:1708.08225 \[astro-ph.CO\]](#).
- [31] S. Saga, H. Tashiro, and S. Yokoyama, *Phys. Rev. D* **98**, 083518 (2018).
- [32] S. Saga, H. Tashiro, and S. Yokoyama, *JCAP* **05**, 039 (2020), [arXiv:2002.01286 \[astro-ph.CO\]](#).
- [33] A. Mack, T. Kahniashvili, and A. Kosowsky, *Phys. Rev. D* **65**, 123004 (2002), [arXiv:astro-ph/0105504](#).
- [34] T. Suyama and J. Yokoyama, *Phys. Rev. D* **86**, 023512 (2012), [arXiv:1204.3976 \[astro-ph.CO\]](#).
- [35] J. R. Shaw and A. Lewis, *Phys. Rev. D* **81**, 043517 (2010), [arXiv:0911.2714 \[astro-ph.CO\]](#).
- [36] S. Young, C. T. Byrnes, and M. Sasaki, *JCAP* **07**, 045 (2014), [arXiv:1405.7023 \[gr-qc\]](#).

- [37] A. M. Green, A. R. Liddle, K. A. Malik, and M. Sasaki, *Phys. Rev. D* **70**, 041502 (2004), [arXiv:astro-ph/0403181](#).
- [38] M. Sasaki, T. Suyama, T. Tanaka, and S. Yokoyama, *Class. Quant. Grav.* **35**, 063001 (2018), [arXiv:1801.05235 \[astro-ph.CO\]](#).
- [39] B. Carr and F. Kuhnel, (2020), [10.1146/annurev-nucl-050520-125911](#), [arXiv:2006.02838 \[astro-ph.CO\]](#).
- [40] T. Nakama and T. Suyama, *Phys. Rev. D* **94**, 043507 (2016), [arXiv:1605.04482 \[gr-qc\]](#).
- [41] B. J. Carr, *Astrophys. J.* **201**, 1 (1975).
- [42] M. Shibata and M. Sasaki, *Phys. Rev. D* **60**, 084002 (1999), [arXiv:gr-qc/9905064](#).
- [43] I. Musco, J. C. Miller, and L. Rezzolla, *Class. Quant. Grav.* **22**, 1405 (2005), [arXiv:gr-qc/0412063](#).
- [44] T. Harada, C.-M. Yoo, and K. Kohri, *Phys. Rev. D* **88**, 084051 (2013), [Erratum: *Phys. Rev. D* **89**, 029903 (2014)], [arXiv:1309.4201 \[astro-ph.CO\]](#).
- [45] T. Nakama, T. Harada, A. G. Polnarev, and J. Yokoyama, *JCAP* **01**, 037 (2014), [arXiv:1310.3007 \[gr-qc\]](#).
- [46] I. Musco, *Phys. Rev. D* **100**, 123524 (2019), [arXiv:1809.02127 \[gr-qc\]](#).
- [47] S. Young, *Int. J. Mod. Phys. D* **29**, 2030002 (2019), [arXiv:1905.01230 \[astro-ph.CO\]](#).
- [48] A. Escrivà, *Phys. Dark Univ.* **27**, 100466 (2020), [arXiv:1907.13065 \[gr-qc\]](#).
- [49] S. Chandrasekhar, *Hydrodynamic and hydromagnetic stability* (1961).
- [50] P. A. Strittmatter, *MNRAS* **131**, 491 (1966).
- [51] M. He and T. Suyama, *Phys. Rev. D* **100**, 063520 (2019), [arXiv:1906.10987 \[astro-ph.CO\]](#).
- [52] C. T. Byrnes, L. Hollenstein, R. K. Jain, and F. R. Urban, *JCAP* **03**, 009 (2012), [arXiv:1111.2030 \[astro-ph.CO\]](#).
- [53] T. Patel, H. Tashiro, and Y. Urakawa, *JCAP* **01**, 043 (2020), [arXiv:1909.00288 \[astro-ph.CO\]](#).
- [54] M. Sasaki, V. Vardanyan, and V. Yingcharoenrat, *Phys. Rev. D* **107**, 083517 (2023), [arXiv:2210.07050 \[astro-ph.CO\]](#).
- [55] K. Saikawa and S. Shirai, *JCAP* **05**, 035 (2018), [arXiv:1803.01038 \[hep-ph\]](#).
- [56] K. Inomata, M. Kawasaki, K. Mukaida, and T. T. Yanagida, *Phys. Rev. D* **97**, 043514 (2018), [arXiv:1711.06129 \[astro-ph.CO\]](#).
- [57] E. Bagui *et al.* (LISA Cosmology Working Group), (2023), [arXiv:2310.19857 \[astro-ph.CO\]](#).

- [58] B. Carr, K. Kohri, Y. Sendouda, and J. Yokoyama, *Rept. Prog. Phys.* **84**, 116902 (2021), [arXiv:2002.12778 \[astro-ph.CO\]](#).