

Cognitive biases can move opinion dynamics from consensus to signatures of transient chaos

Emily Dong and Sarah Marzen*

*W. M. Keck Science Department, Pitzer, Scripps,
and Claremont McKenna College, Claremont, California 91711*

(Dated: May 30, 2024)

Abstract

Interest in how democracies form consensus has increased recently, with statistical physics and economics approaches both suggesting that there is convergence to a fixed point in belief networks, but with fluctuations in opinions when there are “stubborn” voters. We modify a model of opinion dynamics in which agents are fully Bayesian to account for two cognitive biases: confirmation bias and in-group bias. Confirmation bias occurs when the received information is considered to be more likely when it aligns with the receiver’s beliefs. In-group bias occurs when the receiver further considers the information to be more likely when the receiver’s beliefs and the sender’s beliefs are aligned. We find that when there are no cognitive biases, a network of agents always converges to complete consensus. With confirmation bias alone, polarization can occur. With both biases present, consensus and polarization are possible, but when agents attempt to counteract confirmation bias, there can be signatures of transient chaos and ongoing opinion fluctuations. Based on this simple model, we conjecture that complex opinion fluctuations might be a generic feature of opinion dynamics when agents are Bayesian with biases.

PACS numbers: 02.50.-r 89.70.+c 05.45.Tp 02.50.Ga

I. INTRODUCTION

Misinformation, disinformation, and cognitive biases can lead to dire consequences for a democracy. Anti-vaxxers, climate change deniers, and election deniers either prevent people from taking action that would benefit the population as a whole (e.g., vaccinations and reduction of society’s carbon footprint) or galvanize people to pursue illegal activities (e.g., storm the Capitol). It is therefore imperative that we study opinion dynamics with a goal of understanding possible interventions which could lead to the “wisdom of the crowd” deciding on the truth as quickly as possible, rather than mob rule based on false information.

A possible major impediment to effectively deploying the wisdom of the crowd in a democracy is cognitive bias. There are many types of cognitive biases. The two that we will consider are confirmation bias¹ and in-group bias.² Agents with confirmation bias evaluate the data that already agrees with their beliefs as being more likely to be true. We can imagine that agents with confirmation bias simply confirm their initial beliefs, leading to polarization in the society.³ In-group bias causes an agent to more favorably treat opinions from those who are more similar to themselves. A form of this bias can lead to individuals to more likely associate with people with similar opinions and lead to polarization. These two cognitive biases harm the ability of a group of agents to decide on the truth and act accordingly.

The possibility that cognitive biases can lead to decisions inconsistent with well-confirmed data leads to an interesting question: should agents try to counteract their cognitive biases? For instance, should they implement a form of anti-confirmation bias; that is, should agents evaluate the data to be more likely when it disagrees with their beliefs? We investigate this question in a model of opinion dynamics and find surprising results.

There are several existing models of opinion dynamics on social networks. Many models are based on the classical voter model, in which agents have binary opinions (agreement or disagreement with a proposition) and then change their opinions randomly based on the opinion of a random neighbor or group of neighbors.^{4,5} Extensions of this model include making some of the voters “stubborn,” so that they do not change their opinions,^{6,7} and assuming that connections turn on and off as agents change their opinions.^{1,8-11} One stubborn voter can sway the entire population⁷ and many stubborn voters can lead to opinion fluctuations.⁶ Other models represent agents’ beliefs with a number between 0 and 1, in-

dicating the level of support for a proposition. These models can assume that agents are Bayesian, meaning they combine data and prior beliefs correctly, but with the caveat that updates may be boundedly rational, i.e., Bayesian with constraints on resources used to compute. Therefore, many of these models institute approximations to Bayesian updates^{12,13} to make the Bayesians boundedly rational. These approximations also reduce compute time. Generalizations to these models include adding cognitive biases,³ fake news,¹⁴ and stubborn voters.¹⁵

We use a Bayesian model that represents an agent’s belief as the likelihood that the agent assigns to a proposition being true given the evidence. The belief is updated according to a well-known nonlinear relation,¹⁶ which includes an evidence term that the boundedly rational models lack. At each time step one agent updates their belief and then the agents connected to them update their beliefs. These updates are interpreted as agents receiving some data such as an article that either supports a proposition to be true or disconfirms it. To implement confirmation or anti-confirmation bias, the update relation depends on whether the data agrees with the receiver’s pre-existing belief. To implement in-group bias, the update depends on whether or not the sender and receiver have similar beliefs.

If there is no cognitive bias, there is consensus. The introduction of cognitive biases leads to polarization, limit cycles, and even signatures of transient chaos. This behavior does not appear in previous opinion dynamics models under similar conditions. In particular, we find evidence for transient chaos¹⁷ when agents attempt to counteract confirmation bias by employing anti-confirmation bias. Our simulations suggest that attempts to curtail the effects of cognitive biases on polarization and lack of use of “wisdom of the crowd” should be carefully monitored, because they may unexpectedly lead to the generation of chaotic behavior.

II. THE MODEL

In our model the agents are nodes in a network connected according to an adjacency matrix. Each node holds a belief b_i that ranges from 0 to 1 and describes the probability that the agent assigns a proposition to be true. Beliefs are randomly initialized as independent uniform random numbers. The simulation then updates the agents’ beliefs in the proposition by first randomly choosing an agent in the network, giving the agent data, and having it

update its belief. Next, connected agents update their beliefs, which is interpreted as these agents receiving data (a model of reposting on social media for example), and then neighbors of those agents update their beliefs and so forth. When there are multiple agents to which one agent is connected, the beliefs of these agents are updated in the order of their indices, though any order can be chosen. This process implies that the same agent updates their belief more than once. This updating process continues until the dynamical behavior of the network of agents is evident.

The adjacency matrix connects agents in a small-world network, which reproduces certain features of real-world social networks, most notably the existence of social hubs and the small number of “hops” required to go from one node to another.¹⁸ The parameters of the small-world network are chosen so that each node is connected to about a third of the nodes, although this choice is arbitrary. The number of connections per node is given by K . The adjacency matrix is an $N \times N$ matrix, where N represents the number of agents in the network. Each row of the matrix, i , represents an agent that can influence other nodes in the network, which means causing them to update their beliefs. Each column of the matrix, j , represents the agent that is influenced by others. Nodes in the matrix A , denoted as A_{ij} , are filled with either zero or one, which represents whether or not agent i can influence agent j . It does not need to be the case that $A_{ij} = A_{ji}$, because it could be that one node influences another but that the influence is not returned, in the same way that someone might follow someone else on social media and not be followed back. The diagonal of the matrix, where $i = j$, is filled with zeros, because an agent cannot influence itself. The adjacency matrix is created before beliefs are updated. In the small world network, connections between nodes initially occur when they are neighbors, i.e. when their indices are within 1 of each other. To create the small-world network, we then introduce some randomness into the network. We run through all nodes and break each connection with probability β , connecting the node to a new random node if that happens. Any value of β can be chosen, and we used $\beta = 0.5$.

The nodes have beliefs that are not binary, and are represented by $0 \leq b_i \leq 1$ that the proposition is true.^{3,12} In particular, we interpret b_i as $P(H = T|D)$, the probability that the proposition H is true given all the data D known so far. The Bayesian update of beliefs is described in the following.

We let $b_{i,t}$ be the belief of agent i after update t . According to Bayes' rule

$$P_{i,t+1}(H = T|D_{t+1}) = \frac{P(D_{t+1}|H = T)P_{i,t}(H = T)}{P_i(D_{t+1})}, \quad (1)$$

with

$$\begin{aligned} P_i(D_{t+1}) &= P(D_{t+1}|H = T)P_{i,t}(H = T) \\ &\quad + P(D_{t+1}|H = F)P_{i,t}(H = F) \\ &= P(D_{t+1}|H = T)b_{i,t} \\ &\quad + P(D_{t+1}|H = F)(1 - b_{i,t}). \end{aligned} \quad (2)$$

$$(3)$$

After combining Eqs. (1) and (3) we see that the update equation depends only on the ratio $\gamma = P(D_{t+1}|H = F)/P(D_{t+1}|H = T)$, and not on the particular values of the likelihoods. These likelihoods are interpreted in a Bayesian framework rather than a frequentist one, meaning that the likelihood $P(D_{t+1}|H = F)$ is the agent's belief in how likely it is to have been shown the data D_{t+1} given a model of the world that asserts that the hypothesis H is false, $H = F$. There is no ground truth for these likelihoods. The likelihood $P(D_{t+1}|H = F)$ simply represents the agent's understanding of how likely it is that data D_{t+1} would occur given that the hypothesis is false. Note that γ depends on both the receiver's belief $b_{i,t}$ and the sender's belief to implement various kinds of biases. We substitute the definition of γ into Eq. (3) and find

$$b_{i,t+1} = \frac{b_{i,t}}{b_{i,t} + \gamma(1 - b_{i,t})}. \quad (4)$$

The ratio γ used to update beliefs can be chosen somewhat arbitrarily, but is interpreted as depending on what is actually true, the credibility that person i assigns to the person sending data (in-group bias), and on the data itself (confirmation bias). In our simulations, all γ values are the same for all nodes.

The key is that the probabilities $P(D_{t+1}|H = T)$ and $P(D_{t+1}|H = F)$ depend on the belief $b_{i,t}$. To include confirmation bias in the Bayesian updates, we allow the likelihood of the data to be higher when the article's proposition agrees with the person's original belief than when the data does not agree with the person's belief. This confirmation bias is implemented by having a different value of γ if $b_{i,t} > 1/2$, than if $b_{i,t} < 1/2$. Confirmation bias encompasses a range of other behaviors, but this choice quantifies one aspect of confirmation bias. Anti-confirmation bias is just the opposite – we interpret that the likelihood to be lower than when the data does not agree with the agent's belief.

Bayesian agents can also have in-group bias. The key is that the probabilities $P(D_{t+1}|H = T)$ and $P(D_{t+1}|H = F)$ can now depend on the belief $b_{i,t}$ of the receiver and the belief of the sender b'_t . To add in-group bias into the updates, we have one value of γ when $b_i > 1/2$ and b'_t and $b_{i,t}$ are close to one another such as $|b'_t - b_{i,t}| < 0.1$, and a different value of γ otherwise.

In our simulations, there is a “ground truth” g , i.e., whether or not the proposition is actually true. Complete agreement with ground truth is given by either $b_i = 1$ if the ground truth is that the proposition is true or $b_i = 0$ if the proposition is false. There is an article (data d) shown to every agent in turn that either supports or does not support the ground truth. Showing data to an agent is implemented in the simulation by updating the agent’s belief b_i . The data can agree or disagree with the ground truth, in the same way that there is data that both supports and does not support the belief that climate change exists. Every source is considered either credible ($c = 1$) or not credible ($c = 0$) by the receiver of the data. Even though there is ground truth, agents do not have access to it. They merely have access to data that may or may not agree with the ground truth, as represented by the values of γ . The combination of all three – the ground truth, the data, and the credibility of the source – determines the likelihoods, and thus the value of γ . These parameters are summarized in Table I and are chosen to illustrate a range of dynamical behavior. They have no grounding in reality, and it is unclear if they are accurate reflections of how people behave.

We discuss three simulations to study the effects of different combinations of various biases on belief behavior. Each simulation has different dynamical update rules which depend on the cognitive biases inherent in the model. In Sec. III A, with no cognitive biases, the data is interpreted to be always credible. In Sec. III B, with just confirmation bias, the data is interpreted to be credible when it agrees with the receiver’s belief. In Sec. III C, with confirmation and in-group bias, the data is interpreted to be credible when it agrees with the receiver’s belief and when the sender and receiver belief scores are within 0.1 of each other. The algorithm for each simulation is listed in the respective section.

$P(D_{t+1} H = F)$	$P(D_{t+1} H = T)$	γ	Description
0.85	0.15	0.176	The ground truth matches the data’s proposition and the agent finds the source to be credible, $g = d$ and $c = 1$.
0.15	0.85	5.67	The ground truth does not match the data’s proposition and the agent finds the source to be credible, $g \neq d$ and $c = 1$.
0.35	0.65	1.86	The ground truth matches the data’s proposition and the agent finds the source to not be credible, $g = d$ and $c = 0$.
0.65	0.35	0.54	The ground truth does not match the data’s proposition and the agent finds the source to not be credible, $g \neq d$ and $c = 0$.

TABLE I: Description of simulation parameters with likelihoods, the ratio of the likelihoods γ , and a description of when they occur. Because the exact value of γ matters, seemingly slight quantitative differences can lead to qualitative differences in the simulation.

A. Characterizations of network behavior

1. Certainty and Polarization

The certainty C_t characterizes how “stubborn” agents are with their beliefs. Consider that after t updates, the network is polled to gather information about the agents’ updated beliefs. Consider the fraction of people who are 95% or more certain of their belief. That is, they either believe that the proposition is less than 5% ($b_{i,t} < 0.05$) likely to be true or believe that the proposition is more than 95% likely to be true ($b_{i,t} > 0.95$). We call this fraction at update t the network’s certainty C_t .

The polarization P_t characterizes the consensus within the network. Consider the fraction of agents in the network who believe that a proposition is true. If the fraction is 0 or 1, there is consensus and all agents disagree or agree with the proposition. If the fraction is

not 0 or 1, there is polarization. We call this fraction at update t the network's polarization P_t . $b_i < 1/2$ is considered to be equivalent to a belief of 0, and $b_i > 1/2$ is considered to be equivalent to a belief of 1.

2. Lyapunov exponents and chaos

Imagine monitoring the Euclidean distance between one trajectory and another trajectory that starts nearby. This distance can grow or shrink exponentially. If it grows exponentially in the long time limit, there is chaos; otherwise, there is not. The rate of increase of the logarithm of the Euclidean distance is the first Lyapunov exponent. If there is an exponentially increasing distance, the first Lyapunov exponent is positive. There are N Lyapunov exponents for a system with N nodes. These exponents quantitatively characterize how an N -dimensional ellipsoid grows or shrinks along a particular axis as it evolves.

Sometimes, there is initial chaotic behavior and then the system falls into an attractor that is not chaotic and stays there. When this behavior occurs, the system is said to exhibit transient chaos. This behavior is difficult to diagnose, but one diagnostic technique relies on finite-time Lyapunov exponents being positive and later turning negative.¹⁹

There are several methods for evaluating the Lyapunov exponents, some of which are more appropriate when we know the equations governing the dynamical system's evolution and some of which are more appropriate when only numerical data is available.²⁰ In our case, we know the governing equations, and we can calculate successive Jacobians and use these to calculate the Lyapunov spectrum.

Suppose that node i has its beliefs altered at update $t + 1$. Without confirmation bias, the calculation of the Jacobian is straightforward according to Eq. (4):

$$\frac{\partial b_{j,t+1}}{\partial b_{k,t}} = \begin{cases} 1 & (j = k, j \neq i) \\ \frac{\partial b_{i,t+1}}{\partial b_{i,t}} = \frac{\gamma}{(b_{i,t} + \gamma(1 - b_{i,t}))^2} & (j = k = i) \\ 0 & \text{otherwise.} \end{cases} \quad (5)$$

With confirmation bias, γ depends discontinuously on $b_{i,t}$ at $b_{i,t} = 1/2$, but there is zero probability of $b_{i,t}$ being exactly $1/2$. The Jacobian is the matrix of these partial derivatives – in other words, a diagonal matrix that is nearly the identity, but with one entry altered as in Eq. (5). The Lyapunov spectrum is determined by multiplying successive Jacobians.

We evolve the system and find the QR decomposition of the resultant matrix, which is the decomposition of this matrix into an orthogonal and a triangular matrix. The logarithm of the diagonal entries of R , the upper triangular matrix, grows linearly with the number of updates, and the growth rates are the Lyapunov exponents. Because the Jacobian here is a diagonal matrix, the diagonal entries are just the product of $\partial b_{i,t+1}/\partial b_{i,t}$ over different times. We use 10^3 updates total to compute the Lyapunov exponents, so they are finite-time Lyapunov exponents. We also evaluate them in Sec. III at 10^6 updates to understand if we are finding transient chaos or chaos.

For the special case of a one-dimensional map $x_{t+1} = f(x_t)$, the Lyapunov exponent can be evaluated as

$$\lambda = \lim_{t \rightarrow \infty} \frac{1}{t} \sum_{t'=1}^t \log \left| \frac{\partial f}{\partial x} \Big|_{x_{t'}} \right|. \quad (6)$$

In our model $x = b_i$ and

$$\partial f / \partial x \Big|_{x_{t'}} = \gamma / (b_{i,t'} + \gamma(1 - b_{i,t'}))^2. \quad (7)$$

III. RESULTS

A. Without any cognitive biases, all of society agrees

To understand the behavior of this dynamical system, we first characterize the fixed points and their stability. Fixed points are points at which updates do not change the state of the system. The stability of the fixed points is determined by changing the state of the system a little from the fixed point and determining if the system moves away or toward the fixed point.

This dynamical system has two fixed points which we can identify by solving Eq. (4) for $b_{t+1} = b_t = b^*$:

$$b^* = \frac{b^*}{b^* + \gamma(1 - b^*)}. \quad (8)$$

The resultant fixed points are

$$b^* = 0, 1. \quad (9)$$

We can categorize the stability of the fixed points by linearizing and analyzing the behavior of the nonlinear dynamical equations functions near a given fixed point by a Taylor

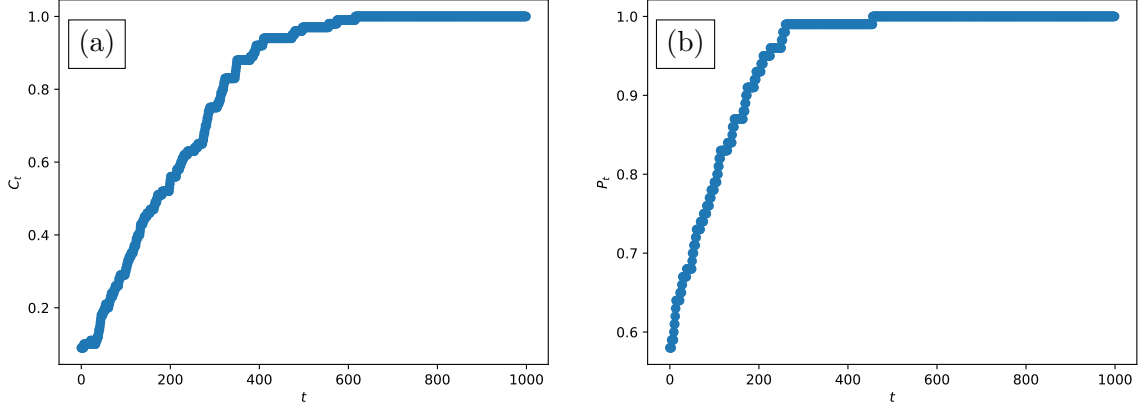


FIG. 1: Confident consensus emerges without cognitive bias. (a) An example of the confidence C_t versus t for a system of 100 agents. We used $\gamma = 0.176$, which could match a ground truth of the proposition being true, data that suggests that the proposition is true, and all credible agents. With more updates, the agents become more confident in their beliefs. (b) An example from the same simulation of the polarization P_t versus t . With more updates, the system reaches consensus.

expansion. We find that the stability of the fixed points depends on γ . To analyze the stability of the fixed points, we define δb_t and δb_{t+1} as

$$\delta b_t = b_t - b^* \quad (10)$$

$$\delta b_{t+1} = b_{t+1} - b^*. \quad (11)$$

We imagine that both δb_t and δb_{t+1} are small and the system is near a fixed point. Because $b_{t+1} = f(b_t)$, we have

$$b^* + \delta b_{t+1} = f(b^* + \delta b_{t+1}) \approx f(b^*) + f'(b^*)\delta b_t \quad (12)$$

At a fixed point, $b^* = f(b^*)$, and hence

$$\delta b_{t+1} \approx f'(b^*)\delta b_t. \quad (13)$$

For our system, we have

$$f'(b^*) = \frac{\gamma}{[(b^* - 1)\gamma - b^*]^2}. \quad (14)$$

If $b^* = 0$, $f'(b^*) = 1/\gamma$. If $b^* = 1$, $f'(b^*) = \gamma$. To analyze the stability, note that if $|f'(b^*)| < 1$, $|\delta b_t|$ decreases, and the fixed point is stable because further iterations push the

system toward the fixed point. However, if $|f'(b^*)| > 1$, $|\delta b_t|$ grows and the fixed point is unstable and further iterations push the system away from the fixed point. Thus, we find that if $\gamma > 1$, $b^* = 0$ is stable and $b^* = 1$ is unstable. Conversely, we find that if $\gamma < 1$, $b^* = 0$ is unstable and $b^* = 1$ is stable. If $\gamma = 1$, b_t does not change.

Our model has an important difference from previous belief networks for which beliefs converge to the eigenvector with eigenvalue 1 of a transition matrix, and hence the convergent beliefs range between 0 and 1.^{3,12} Our belief network, with the inclusion of the evidence term, asserts that once an agent has made up its mind about something, it is difficult for it to change it. In particular, with no cognitive biases, every agent will approach either $b_i = 0$ or $b_i = 1$ and will not oscillate from that position.

Our analytical analysis holds for one agent alone, and we may wonder if more complicated dynamics arise in the full network. In a higher dimensional space, we might see limit cycles or even chaos. But our simulations suggest that even in larger networks, e.g., 100 agents, we typically see convergence to a fixed point in which all agents are confident in their beliefs after 1000 updates (see Fig. 1). This convergence occurs because in the opinion dynamics without any confirmation bias or in-group bias, the nodes act independently, and the network structure merely exists to order the nodes in terms of when they change their beliefs. Hence, with no cognitive biases, we will always see convergence to a consensus in which all agents are confident of their beliefs.

Note from Table I that there are two interpretations for $\gamma < 1$ and two interpretations for $\gamma > 1$. Thus, the consensus is not determined by the ground truth. To interpret it this way would require determining γ from behavioral experiments.

Algorithm 1 The simulation with no cognitive biases

Input N , K , β and construct a small-world network, with $N = 100$, $K = 33$, and $\beta = 0.5$ to reproduce the figures in Sec. III A.

Randomly choose the ground truth g and the data d knowing that all sources are credible $c = 1$ because there are no biases.

Use the ground truth g , the data d , and the credibility of the source c to find γ in Table I ▷
There is only one γ value for all nodes.

Randomly choose a starting node.

while There are nodes to update **do**

Choose node to update if there is more than one node to update

Update node's belief using Eq. (4).

Update their Jacobian for calculation of Lyapunov exponents.

end while

Calculate Lyapunov exponents from the Jacobian.

B. With confirmation bias, polarization is possible

As described in Sec. II, confirmation bias is implemented by having γ depend on whether or not the node's belief agrees with the data. As before, nodes act independently, linked only by when they update. As such, we can analyze the network by analyzing the one-dimensional map:

$$b_{t+1} = \begin{cases} \frac{b_t}{b_t + \gamma_\ell(1 - b_t)} & b_t < \frac{1}{2} \\ \frac{b_t}{b_t + \gamma_h(1 - b_t)} & b_t \geq \frac{1}{2} \end{cases} \quad (15)$$

for some γ_ℓ ($b_t \leq \frac{1}{2}$) and γ_h ($b_t \geq \frac{1}{2}$). We interpret our simulations as if there is a ground truth and a data type which agrees with the ground truth or does not agree with ground truth, and the credibility of the source depends entirely on whether or not b_t agrees with the data (agrees if $b_t > \frac{1}{2}$ and the data supports the proposition being true or if $b_t < \frac{1}{2}$ and the data supports the proposition being false). It is this credibility that influences γ to switch values depending on b_t . Dynamically, γ_ℓ and γ_h determine if 0 and 1 are stable or unstable fixed points. Three cases arise:

- $b^* = 0$ or $b^* = 1$ is a stable fixed point, and the other fixed point is unstable, under

both possible updates. These outcomes occur if either γ_ℓ and $\gamma_h > 1$ or if γ_ℓ and $\gamma_h < 1$ respectively.

- For $\gamma_\ell > 1$ and $\gamma_h < 1$ both fixed points are stable, and we have bistability. In this case b_t approaches either 0 or 1 depending on if b_t is initially less than 1/2 or greater than 1/2.
- For $\gamma_\ell < 1$ and $\gamma_h > 1$ both fixed points are unstable, and b_t oscillates around 1/2. The exact attractor depends on the initial belief b_0 , i.e., a slightly different value of b_0 leads to a slightly shifted attractor.

We ignore the case for which γ_ℓ or γ_h is exactly equal to 1. These three cases correspond to wildly different scenarios. The first case corresponds to the situation in which the data speaks for itself, even with confirmation bias, and agents converge on believing that the data represents ground truth. The second case corresponds to the situation in which confirmation bias holds completely, and the article’s proposition is largely irrelevant. Final beliefs are based on initial beliefs entirely, and so the system can become polarized. (Everyone will be very certain and fixed in their beliefs, which will just mirror their initial beliefs.) The third case, which is the most dynamically interesting, corresponds to a weird phenomenon in which the opposite of confirmation bias happens – when one’s belief is that the proposition is false, we evaluate data to say that the proposition is true, and vice versa.

With the parameter settings listed in Table I, polarization and belief cycling are both possible. In these simulations, all network nodes are identical in how they evolve their beliefs and so have the same value of γ_ℓ and γ_h (see Fig. 2). Polarization and belief cycling can both occur. When the ground truth is that the proposition is true and the data disagrees with this ground truth, meaning that $\gamma_\ell = 5.67$ and $\gamma_h = 0.54$, the certainty C_t grows and polarization P_t levels out as the number of updates t increases, implying convergence to a fixed point with bistability. When the ground truth is that the proposition is false and the data agrees with this ground truth, which means that the parameters here are $\gamma_\ell = 0.176$ and $\gamma_h = 1.86$, the certainty C_t decreases and the polarization P_t fluctuates, implying belief cycling.

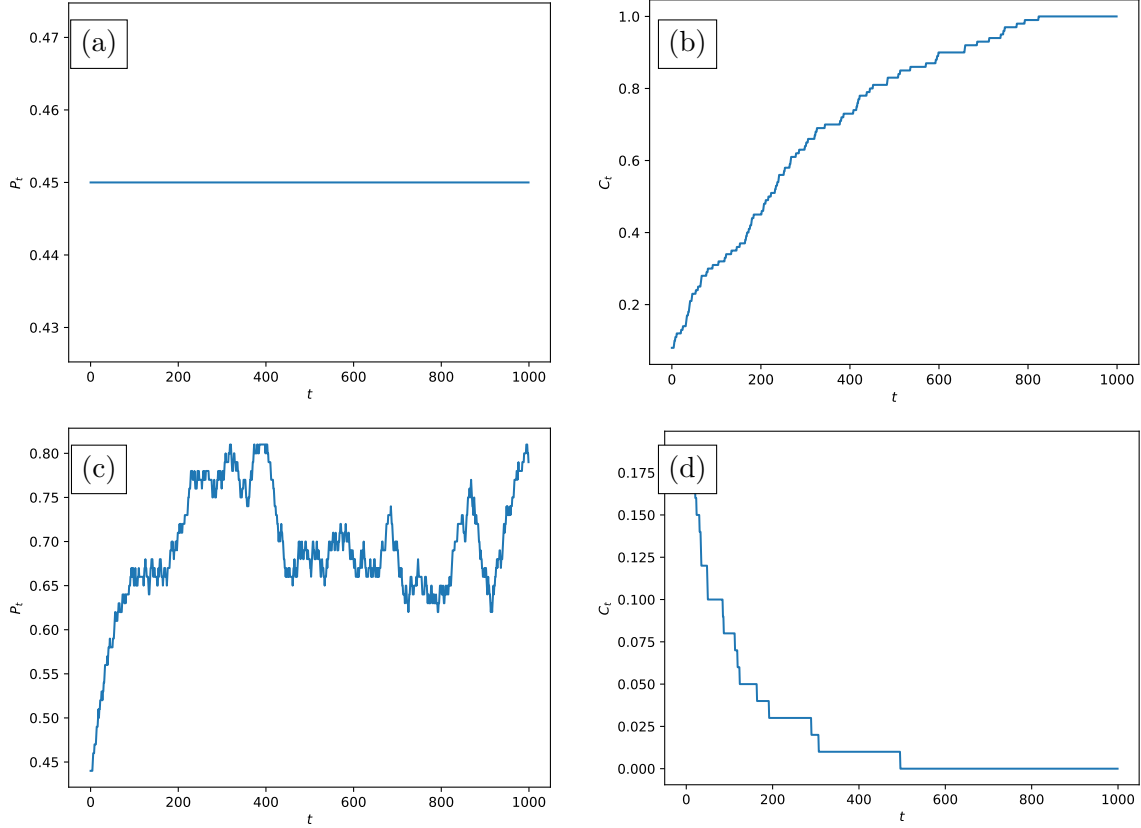


FIG. 2: Polarization and belief cycling can both occur, with different γ_ℓ and γ_h values for the two behaviors as listed below with 10 agents. (a) and (b) We set $\gamma_\ell = 5.67$ and $\gamma_h = 0.54$ which could result from the ground truth being that the proposition is true and the data disagreeing with this ground truth. The certainty C_t and polarization P_t versus the number of updates t shows that there is convergence to a fixed point with bistability. (c) and (d) We set $\gamma_\ell = 0.176$ and $\gamma_h = 1.86$ which could result from the ground truth being that the proposition is false and the data agreeing with this ground truth. The certainty C_t and polarization P_t versus t shows that there is belief cycling.

Algorithm 2 The simulation with confirmation bias only

Choose N , K , β and construct a small-world network, with $N = 10$, $K = 3$, and $\beta = 0.5$ to reproduce the figures in Sec. III B.

Randomly choose the ground truth g and the data d , with source credibility c determined later, to determine γ_ℓ and γ_h .

Choose a starting node.

while There are nodes to update **do**

 Choose node to update if there is more than one node to update

if Data agrees with the belief of the receiver **then**

 Credibility is high, $c = 1$.

 Find γ value from Table I using g , d , c .

else

 Credibility is low, $c = 0$.

 Find γ value from Table I using g , d , c .

end if

 Update each receiver node's belief using Eq. (4).

 Update their Jacobian for calculation of Lyapunov exponents.

end while

Calculate Lyapunov exponents from the Jacobian.

C. With anti-confirmation bias and in-group bias, transient chaos can occur

When we allow for both anti-confirmation bias and in-group bias so that the nodes are coupled and their evolution is nonlinear, we find that signatures of transient chaos can emerge. We can use the previous analysis as a guide. For instance, if the ground truth is that the proposition is true, then the γ values implied (see Sec. II) correspond to polarization based on the analysis in Sec. III B, but consensus may occur depending on initial conditions. If the ground truth is that the proposition is false, the γ values according to Table I correspond to belief cycling. We stress that this analysis is only a guide because of the effect of in-group bias. Aspects of the prior analyses still hold. With anti-confirmation bias, there are a wealth of unstable fixed points given by $b_i = 0$ or $b_i = 1$ for all i and a wealth

of stable limit cycles which can be seen more clearly by simulating for 10^6 iterations. After what looks like it could be transient chaos, the exact stable limit cycle depends sensitively on the initial conditions. The dissipation rate (the sum of the Lyapunov exponents) in the long time limit seems to be given by at most -7×10^{-4} per active node and is less negative if some of the nodes are disconnected because the small-world network fails to produce a fully-connected network. When the simulation is run for a small number of updates (10^2), the positive finite-time Lyapunov exponents can reach $\sim 8 \times 10^{-3}$. This finite-time Lyapunov exponent is consistent with the doubling time seen on plots of the Euclidean distance as a function of time (not shown here). As such, we take these small but positive finite-time Lyapunov exponents to be meaningful. Note that the positive finite-time Lyapunov exponents at 10^4 iterations (which are maximally around 10^{-4}) are likely to be smaller than the Lyapunov exponents at 10^2 iterations if there is apparent transient chaos which crosses over to a stable attractor, because the apparent transient chaos is perhaps being averaged in with the negative contributions to the finite-time Lyapunov exponent of the stable limit cycle.

Transient chaos is suggested in Fig. 3 by the complicated aperiodic evolution of some of the beliefs and by some small but positive finite-time Lyapunov exponents. The Lyapunov spectrum for this system and elements of the Jacobian are surprisingly small in magnitude, so that the small but positive Lyapunov exponents may actually be meaningful. We also can see consensus, polarization, and belief cycling depending on the initial conditions and parameters, as we did with models that do not include in-group bias, with accompanying negative Lyapunov exponents (see Fig. 3).

For 10^6 updates, the finite-time Lyapunov exponents are negative and for a 10-node network cluster around -7×10^{-4} . The system remains at a stable fixed point or a stable limit cycle, and so we cannot report finding chaos (in contrast to transient chaos) for these network dynamics. Because we did not test all initial conditions and because there is stochasticity in the governing equations, we cannot definitively rule out chaos for some set of initial conditions and for some values of γ (see Sec. II).

In short, a combination of anti-confirmation bias, which leads to unstable fixed points at beliefs that indicate certainty, and in-group bias, which leads to the evolution of one node's beliefs depending on a non-differentiable and nonlinear way on other nodes' beliefs, yield complex opinion dynamics with sometimes positive finite-time Lyapunov exponents. The

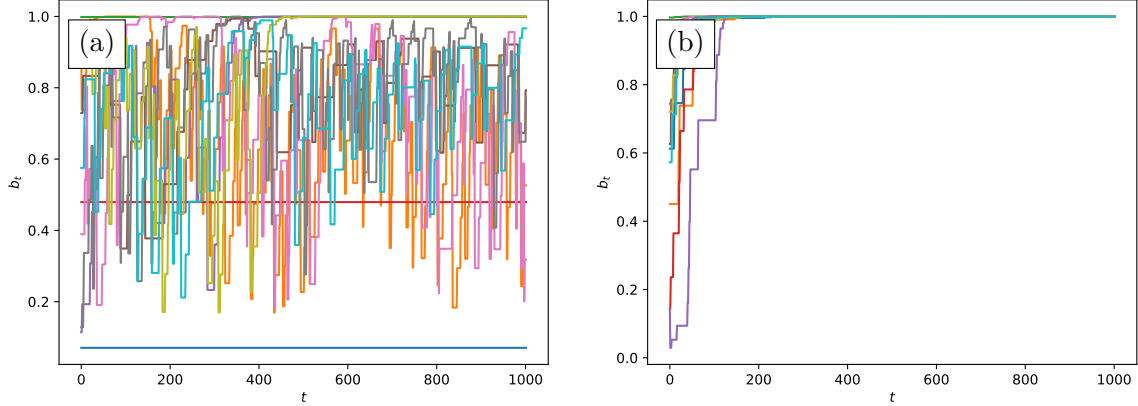


FIG. 3: (Color online) Transient chaos or consensus for 10 agents. (a) Transient chaos can emerge when there is both anti-confirmation and in-group bias. The ground truth in this simulation is that the proposition is false, but the data being shown to agents disagrees, which leads to $\gamma = 5.67$ when the data is credible and $\gamma = 0.54$ when the data is not credible. Without in-group bias, these parameter values would lead to a limit cycle. The beliefs as a function of time suggest transient chaos, with positive finite-time Lyapunov exponents of 2.6×10^{-4} and 4.5×10^{-4} . The rest of the finite-time Lyapunov exponents are negative. Each node is represented by a different color. (b) The beliefs as a function of time show consensus when the ground truth is that the proposition is true and the data disagrees, implying that $\gamma = 5.67$ when the data is considered credible and $\gamma = 0.54$ when the data is not credible. These parameter values would lead to bistability and polarization without in-group bias. There are no positive finite-time Lyapunov exponents.

attractors to which the system converges depend strongly on the initial conditions and the values of γ which depend on the ground truth, if the data supports the ground truth, and the closeness of the receiver's and sender's beliefs.

Algorithm 3 The simulation with confirmation bias and in-group bias

Choose N , K , β and construct a small-world network, with $N = 10$, $K = 3$, and $\beta = 0.5$ to reproduce the figures in Sec. III C.

Randomly choose the ground truth g and the data d , with source credibility c determined later, to determine γ .

Choose a starting node.

while There are nodes to update **do**

 Choose node to update if there is more than one node to update

if Data agrees with the belief of the receiver and the source node's belief is within 0.1 of the receiver node's belief **then**

 Credibility is high, $c = 1$.

 Find γ value from Table I using g , d , c .

else

 Credibility is low, $c = 0$.

 Find γ value from Table I using g , d , c .

end if

 Update each receiver node's belief using Eq. (4).

 Update their Jacobian for calculation of the Lyapunov exponents.

end while

Calculate Lyapunov exponents from the Jacobian.

IV. CONCLUSION

We have found that opinion dynamics can show richer dynamical behavior than has been found previously.^{17,21} In addition to polarization, belief networks with individuals that attempt to overcome their confirmation bias by exhibiting anti-confirmation bias, but who show in-group bias, can show belief cycling (limit cycles) and apparent transient chaos. This behavior suggests that opinion dynamics are likely to be chaotic when all cognitive biases and attempts to counteract cognitive biases are taken into account, and when there are enough nodes for the cognitive biases to take hold.

Surprisingly, we also found qualitative results that are opposite to that of Ref. 22 in

that confirmation bias can lead to polarization but lack of confirmation bias cannot. The dynamics used here assumes that the agents are Bayesian, while the opinion dynamics of Ref. 22 and related references are somewhat ad hoc. Behavioral experiments will be needed to reveal whether or not confirmation bias leads to polarization or stabilizes consensus, with the following caveat.

The reason for opinion fluctuations is likely related to the presence of stubborn agents who stick to their opinion once formed no matter what. In our simulations, stubborn agents are formed naturally; in prior work, they were hard-coded^{7,13,15} and led to fluctuating opinions. Interestingly, the mechanism of the opinion fluctuations differs. In prior work, the stubborn agents alone were sufficient to induce fluctuations. In our simulations, cognitive biases are required. The natural Bayesian updates of priors to posteriors are not enough. Hence, the presence of stubborn voters is not enough to lead to fluctuating opinions when fully Bayesian networks are simulated. Boundedly rational update rules are required.

We found that reducing confirmation biases which produce polarization can lead to chaotic behavior in simple belief networks. Attempts to control chaos with timed injection of new data by changing γ during the simulation might become important for controlling opinion dynamics on the macroscopic level even after confirmation bias is reduced or actively counteracted. Simulations may be useful for understanding the surprising effects of attempts to counteract cognitive biases, and more unexpected effects may result from more complex simulations that include a rewiring of the social network, as do some statistical physics models of opinion dynamics.^{1,8-11}

Finally, we discuss the occurrence of apparent transient chaos in contrast to chaos. Assuming the signatures of transient chaos are indeed indicative of transient chaos, does it matter if there is transient chaos? Do we care only about what happens in the asymptotic limit? If transient chaos governs the initial opinion dynamics once a question is posed in a democracy, its presence is just as important for policy makers who hope to manipulate public opinion as the asymptotic properties of the system. Also, there are other ways to characterize transient chaos, but in the high-dimensional systems considered, they seemed impractical. For instance, it is impossible to measure escape rates¹⁷ because we do not have a good sense of the region in which the attractor existed. Future efforts could concentrate on assuming a changing social network, allowing for many kinds of data to be shown to agents in the network, and also for a more complete characterization of the transient chaos

to obtain a better understanding of how to manipulate it so that consensus is achieved and information is integrated by the social network. In addition, admitting more than a binary true/false might lead to chaos without even having confirmation biases or any sense of bounded rationality.²³

In summary, the novel ingredients to our analysis are that we have developed a cognitive science model based on a Bayesian framework and analyzed it in a dynamical systems framework. In the process, we calculated finite-time Lyapunov exponents in an opinion dynamics model for the first time. We hope that some of the other models in the literature will be analyzed similarly for fixed points, limit cycles, and transient chaos or chaos.

V. SUGGESTED PROBLEMS

- Confirm the analysis of Sec. III B with fixed point arguments. How can we obtain polarization when the results of Sec. III A indicated consensus?
- Program the three simulations and find evidence for limit cycles as in Sec. III B and signatures of transient chaos as in Sec. III C.
- Choose your own parameters for N , K , β , and the likelihoods and see what changes. Do the fixed point arguments of Sec. III A and Sec. III B remain valid?

ACKNOWLEDGMENTS

This study was supported by the U.S. Air Force Office for Scientific Research, Grant Number FA9550-19-1-0411. Thanks go to Jim Crutchfield, Joshua Garland, and Mirta Galesic for edifying and illuminating conversations.

* smarzen@cmc.edu

¹ Raymond S Nickerson. Confirmation bias: A ubiquitous phenomenon in many guises. *Review of general psychology*, 2(2):175–220, 1998.

² Miles Hewstone, Mark Rubin, and Hazel Willis. Intergroup bias. *Annual review of psychology*, 53(1):575–604, 2002.

- ³ Marcos R Fernandes. Confirmation bias in social networks. *Mathematical Social Sciences*, 123:59–76, 2023.
- ⁴ Richard A Holley and Thomas M Liggett. Ergodic theorems for weakly interacting infinite systems and the voter model. *The annals of probability*, pages 643–663, 1975.
- ⁵ Claudio Castellano, Santo Fortunato, and Vittorio Loreto. Statistical physics of social dynamics. *Reviews of modern physics*, 81(2):591, 2009.
- ⁶ Ercan Yildiz, Asuman Ozdaglar, Daron Acemoglu, Amin Saberi, and Anna Scaglione. Binary opinion dynamics with stubborn agents. *ACM Transactions on Economics and Computation (TEAC)*, 1(4):1–30, 2013.
- ⁷ Mauro Mobilia. Does a single zealot affect an infinite group of voters? *Physical review letters*, 91(2):028701, 2003.
- ⁸ Michela Del Vicario, Antonio Scala, Guido Caldarelli, H Eugene Stanley, and Walter Quattrociocchi. Modeling confirmation bias and polarization. *Scientific reports*, 7(1):40391, 2017.
- ⁹ Richard Durrett, James P Gleeson, Alun L Lloyd, Peter J Mucha, Feng Shi, David Sivakoff, Joshua ES Socolar, and Chris Varghese. Graph fission in an evolving voter model. *Proceedings of the National Academy of Sciences*, 109(10):3682–3687, 2012.
- ¹⁰ Petter Holme and Mark EJ Newman. Nonequilibrium phase transition in the coevolution of networks and opinions. *Physical Review E*, 74(5):056108, 2006.
- ¹¹ Gerd Zschaler, Gesa A Böhme, Michael Seißinger, Cristián Huepe, and Thilo Gross. Early fragmentation in the adaptive voter model on directed networks. *Physical Review E*, 85(4):046107, 2012.
- ¹² Benjamin Golub and Matthew O Jackson. Naive learning in social networks and the wisdom of crowds. *American Economic Journal: Microeconomics*, 2(1):112–149, 2010.
- ¹³ Daron Acemoglu and Asuman Ozdaglar. Opinion dynamics and learning in social networks. *Dynamic Games and Applications*, 1:3–49, 2011.
- ¹⁴ Marina Azzimonti and Marcos Fernandes. Social media networks, fake news, and polarization. Technical report, National Bureau of Economic Research, 2018.
- ¹⁵ Daron Acemoğlu, Giacomo Como, Fabio Fagnani, and Asuman Ozdaglar. Opinion fluctuations and disagreement in social networks. *Mathematics of Operations Research*, 38(1):1–27, 2013.
- ¹⁶ Dániel Czégel, Hamza Giaffar, Joshua B Tenenbaum, and Eörs Szathmáry. Bayes and darwin: How replicator populations implement bayesian computations. *Bioessays*, 44(4):2100255, 2022.

- ¹⁷ Ying-Cheng Lai and Tamás Tél. *Transient chaos: complex dynamics on finite time scales*, volume 173. Springer Science & Business Media, 2011.
- ¹⁸ Duncan J Watts and Steven H Strogatz. Collective dynamics of ‘small-world’ networks. *Nature*, 393(6684):440–442, 1998.
- ¹⁹ K Stefański, K Buszko, and K Piecyk. Transient chaos measurements using finite-time lyapunov exponents. *Chaos: An Interdisciplinary Journal of Nonlinear Science*, 20(3):033117, 2010.
- ²⁰ Marco Sandri. Numerical calculation of lyapunov exponents. *Mathematica Journal*, 6(3):78–84, 1996.
- ²¹ Steven H Strogatz. *Nonlinear dynamics and chaos with student solutions manual: With applications to physics, biology, chemistry, and engineering*. CRC press, 2018.
- ²² Vudtiwat Ngampruetikorn and Greg J Stephens. Bias, belief, and consensus: Collective opinion formation on fluctuating networks. *Physical Review E*, 94(5):052312, 2016.
- ²³ Yuzuru Sato and James P Crutchfield. Coupled replicator equations for the dynamics of learning in multiagent systems. *Physical Review E*, 67(1):015206, 2003.