
Integer Scale: A Free Lunch for Faster Fine-grained Quantization of LLMs

Qingyuan Li, Ran Meng, Yiduo Li, Bo Zhang, Yifan Lu, Yerui Sun, Lin Ma, Yuchen Xie
Meituan Inc.

{liqingyuan02, mengran03, liyiduo, zhangbo97, luyifan04}@meituan.com

Abstract

We introduce *Integer Scale*, a novel post-training quantization scheme for large language models that effectively resolves the inference bottleneck in current fine-grained quantization approaches while maintaining similar accuracies. Integer Scale is a free lunch as it requires no extra calibration or fine-tuning which will otherwise incur additional costs. It can be used plug-and-play for most fine-grained quantization methods. Its integration results in at most $1.85\times$ end-to-end speed boost over the original counterpart with comparable accuracy. Additionally, due to the orchestration of the proposed Integer Scale and fine-grained quantization, we resolved the quantization difficulty for Mixtral-8x7B and LLaMA-3 models with negligible performance degradation, and it comes with an end-to-end speed boost of $2.13\times$, and $2.31\times$ compared with their FP16 versions respectively.

1 Introduction

The size of language models has continued to grow exponentially throughout recent years. To name some iconic models, Transformers [46] initially bear 65M parameters, BERT [10] exceeds with 340M, GPT-3 [4] prevails with 175B, PaLM [7] trumps with 540B and most lately GPT-4 [35] is estimated to have reached 1.8T parameters. This seemingly unstoppable trend is largely promoted by the so-called scaling law [19] where a model’s capability, via a proxy metric of auto-regressive maximum-likelihood loss, exhibits a power-law relationship to its number of parameters, dataset sizes, and compute respectively. Not surprisingly, the intimidating number of parameters of Large Language Models (LLMs) place an almost insurmountable hurdle for inference, potentially preventing their pervasive applications.

However, optimizing the serving efficiency of LLMs is a non-trivial task. LLMs generally comprise a compute-intense *pre-filling* stage and a memory-bound *self-decoding* stage. Exploiting integer matrix multiplication speeds up the computation, but directly applying post-training quantization usually generates a large performance drop. Quantization-aware training methods like LLM-QAT [28] require costly computing resources to fine-tune all the weights. In contrast, post-training quantization is more affordable and commonly used in practice. For instance, SmoothQuant [48] transforms activation outliers into weights for better quantization accuracy. Recently, fine-granularity grouping [37] is often used as a general paradigm to reduce the quantization errors, as in ZeroQuant [49], GPTQ [14], AWQ [26] and FPTQ [24]. FPTQ proposes a fine-grained W4A8 strategy to address the memory-bound issue as a trade-off between W4A16 and W8A8. While its high quantization accuracy benefits from fine-grained quantization, the actual inference is also stalled by inefficient operations introduced by its intrinsic computational complexity due to fine granularity.

In this paper, we are driven to design a faster fine-grained quantization scheme called *Integer Scale* that renders fewer quantization errors (Table 3) and simultaneously achieves boosted speed (see Figure 1). Our contributions are multi-fold:

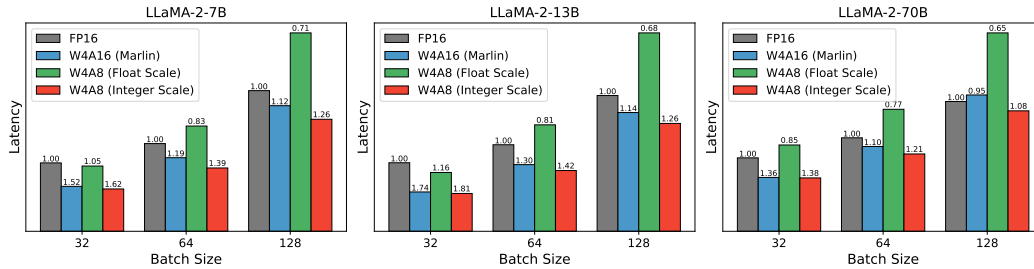


Figure 1: End-to-end latency comparison of **W4A8 (Integer Scale)** compared with **W4A8 (Float Scale)** and **W4A16 (Marlin)** on LLaMA-2 models. The speedup ratio is written on top of the bars.

1. We unveil the intrinsic inference bottleneck of fine-grained LLM quantization approaches and find a hassle-free cure, called Integer Scale, with negligible accuracy loss. Our approach can be used as an out-of-box plugin for the state-of-the-art quantization methods (e.g. GPTQ [14], AWQ [26], Omniquant [41], QuaRot [3] etc.) with minimum modifications.
2. The orchestration of fine-grained quantization and the integer scale scheme not only retains the performance of the existing methods but also effectively addresses the quantization difficulty of LLMs built with the mixture-of-experts technique [18] and LLaMA-3 [1].
3. Our integer scale, when applied to fine-grained W4A8 paradigms, achieves at most $1.85\times$ end-to-end speed boost over FP16, $1.17\times$ over Marlin W4A16 [13], $1.83\times$ over its float scale counterpart, while being comparable in performance. This suggests the viability of our approach as we have achieved a new Pareto-front of speed vs. accuracy.

2 Related Work

2.1 LLM Serving Frameworks and Optimization Techniques

vLLM [20] brings about paged attention [20] and continuous batching. FasterTransformer [33] provides a highly optimized inference framework featuring cutlass GEMMs, CUDA kernels. Built on top of FasterTransformer [33], LMDeploy [8] features an efficient backend called TurboMind that seeks extreme optimization through persistent batching, KV caching, and a low-bit quantization toolkit. Another sprout from FasterTransformer is TensorRT-LLM [34], which is tailored particularly for NVIDIA GPUs and ensembles many up-to-date inference techniques like flash attention [9], FP8 quantization [30], in-flight batching, graph optimization, etc. Marlin [13] ships so far the fastest W4A16 kernel along with a bag of optimization tricks, while QServe [27] brings an advanced W4A8 kernel implementation. FP6-LLM [47] delicately devises a software solution to support the FP6 precision on NVIDIA A100 GPUs.

2.2 LLM Quantization Algorithms

Quantization is one of the most adopted optimization techniques to compress LLMs to their extremity. Nevertheless, it becomes more challenging as we chase for the quantization of lower bit widths (e.g. 4-bit, 2-bit, or binary), it faces more critical accuracy loss. It also requires efficient hardware-aware implementations that demand strenuous engineering effort.

Weight-only Quantization. GPTQ [14] renovates OBP [12] to obtain an approximate second-order method that compensates for the quantization error. AWQ [26] is a mixed-precision weight-only method that locates salient weight channels and searches for the corresponding optimal scales. Omniquant [41] introduces learnable weight clipping that restricts extreme weight values and proposes learnable smoothing factors that tackle the activation outliers following SmoothQuant [48]. Extreme low-bit approaches also focus on weight-only quantization. Norm Tweaking [22] exploits layer norm tuning to alleviate the performance degradation, QuiP [6] profits from orthogonal matrices and AQLM [11] from additive quantization with a codebook for 2-bit quantization, while PB-LLM [40] uses partial 1-bit quantization.

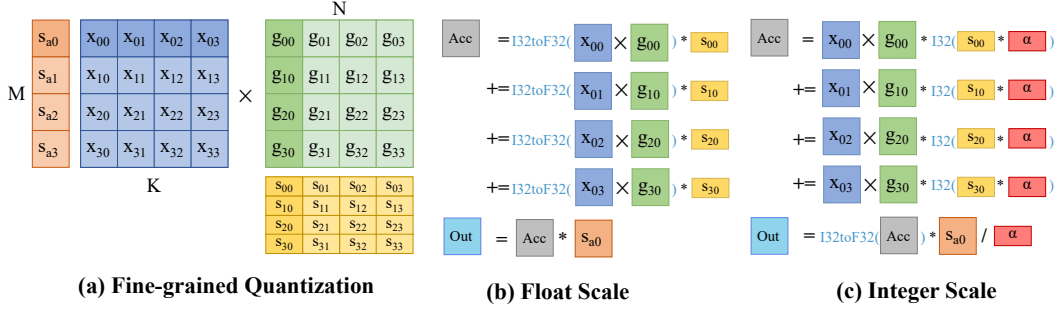


Figure 2: (a) Fine-grained quantization divides activation X of size $M \times K$ and weight $K \times N$ into groups for separate quantization. (b) The previous float scale scheme requires numerous costly type conversions ($I32toF32$) from grouped matrix multiplication results, which impedes the overall performance. Our proposed scheme (c) with integer scales and automatic amplifiers (denoted as α) alleviates the problem while retaining similar accuracy. Note s_{ij} are the scales for each weight group g_{ij} , and s_{ai} are the scales for X .

The weight-only scheme alleviates the memory-bound issue but its activation remains in FP16. Recent speculative parallel decoding methods [21, 25, 5] lead the decoding phase to a compute-bound scenario, which makes this scheme less promising in the future.

Weight-Activation Quantization. ZeroQuant [49] presents a fine-grained quantization scheme coupled with distillation. SmoothQuant [48] enables W8A8 post-training quantization by smoothing the outliers with a heuristic factor and ships with a handcrafted CUDA kernel that ensures hardware efficiency. OdysseyLLM [23] is a coarse-grained W4A8 scheme that reduces the performance gap compared with W4A16 and W8A8. QUIK [2] implements W4A4 quantization with mixed-precision.

Fine granularity generally further enhances the quantized accuracy. FPTQ [24] is a W4A8 fine-grained solution. Atom [52] is a fine-grained mixed-precision W4A4 method. However, they typically suffer from low latency issues which cancel out the benefits from lower bit widths. DGQ [51] attempts to apply a dual quantization scheme to improve the efficiency of the fine-grained approach.

Rotation-based Quantization. QuiP [6], QuiP# [45], QuaRot [3] are a line of quantization methods that profits from the computation invariance of the orthogonal matrices for outlier suppression. To undo the rotation effect, extra online transformations are applied. When implemented efficiently, this overhead can be deemed nearly negligible.

3 Motivation

3.1 Fine Granularity Strengthens Current Quantization Approaches

Fine granularity approaches [24, 26, 52] bear prevailing benefits over many state-of-the-art LLM quantization methods. In extreme cases, it even produces reasonable results when coarse methods fail. It can be applied as a plug-in method to boost the accuracy of the existing methods. Formally, the output O_i of a fine-grained weight-activation quantization GEMM can be written as,

$$O_i = s_{a_i} * \sum_g (X_{g_i} \times W_{g_i}^T) * s_{g_i} \quad (1)$$

where s_{a_i} is the i -th scale for the activation, s_{g_i} is the scale for each weight group. X_{g_i} and W_{g_i} are the corresponding activation and weight for each group g . Depending on the precision of matrix multiplication, specific type conversions are required to perform either scalar or matrix multiplication. For instance, if we adopt a fine-grained W8A8 scheme with integer tensor cores for the computation, the INT32 result has to be converted to float for the later dequantization.

This process is depicted in Figure 2 (a), where it typically considers weights in groups and each has its float scale. We apply the fine-granularity strategy to approaches that cover commonly-used bit widths

range in W4A16, W8A8, W4A8, and W4A4 in Table 1 to exhibit that group-wise fine-granularity consistently improves the quantized performance compared with its original coarse counterpart. Note on the LLaMA-3-70B model, the vanilla Round-to-Nearest (RTN) caused a large performance collapse while its fine-grained version can easily handle it. As we drive from W8A8 to lower bits, the quantization error increases. Especially, when applying QuaRot [3] on LLaMA-3-70B at W4A4, the perplexity bursts into an unreasonable value, and fine-granularity can alleviate the issue.

Table 1: Applying fine granularity (denoted by ‘FG’) to the state-of-the-art quantization methods on LLaMA-2 models. Perplexity is tested on C4 (the lower the better). Group = -1 indicates coarse-grained weight quantization while 128 means fine-grained with a group size of 128.

Dataset	Bitwidth	Method	Group	LLaMA-2			LLaMA-3	
				7B	13B	70B	8B	70B
C4	FP16	Baseline		7.05	6.46	5.52	8.88	6.73
	W8A8	RTN [49]	-1	7.19	6.51	5.64	9.05	75.05
		RTN w/ FG	128	7.2	6.51	5.64	9.04	7.15
	W8A8	SmoothQuant [48]	-1	7.2	6.51	5.58	9.03	7.38
		SmoothQuant w/ FG	128	7.2	6.51	5.58	9.03	7.48
	W8A8	FPTQ [24]	-1	7.08	6.50	5.55	8.97	8.88
		FPTQ w/ FG	128	7.08	6.50	5.54	8.95	6.81
	W4A16	GPTQ [14]	-1	7.47	6.84	5.71	10.54	7.83
		GPTQ w/ FG	128	7.22	6.65	5.61	9.70	7.26
	W4A8	Odyssey [23]	-1	7.58	6.70	5.78	10.25	12.15
		Odyssey w/ FG	128	7.26	6.60	5.60	9.56	7.09
	W4A4	QuaRot [3]	-1	7.87	7.11	5.92	12.06	544.50
		QuaRot w/ FG	128	7.82	7.08	5.90	11.8	132.20

3.2 Fine-grained Quantization Suffers from the Inference Bottleneck

Although fine-grained quantization can achieve higher accuracy, as demonstrated in [24], we have found it to be particularly slow during inference, which is also noted in the Dual-Granularity Quantization (DGQ) method [51]. The advantages of using lower bit widths are often offset by the computational overhead they introduce. Figure 3 compares the kernel latency under typical inference batch sizes (drops from $3.15\times$ to $0.5\times$). Notably, the fine-grained kernel is significantly slower when compared to FP16 at larger batch sizes, making it less practical for deployment. Further analysis confirms that fine-grained approaches inherently require numerous costly type conversions. The result of each integer matrix multiplication has to be converted to float precision to multiply the corresponding float scale, as depicted in Figure 2 (b).

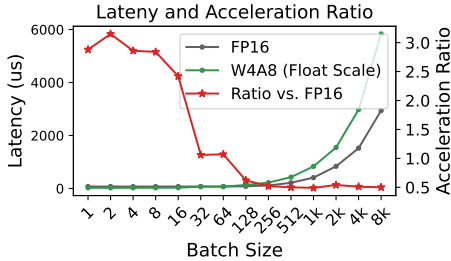


Figure 3: Kernel latency comparison between W4A8 w/ Float Scale vs. FP16. The red line denotes its acceleration ratios over FP16.

The intrinsic computation drawbacks disable its use in practice. This incoherent situation calls for a novel fine-grained scheme that is both computationally efficient and accuracy-retaining.

4 Method

4.1 Integer Scale with Adaptive Scale Amplifier

Motivated by the previous discussion, it is then critical to boost the fine-grained inference. Figure 2 (b) has shown that using float scale triggers numerous costly type conversions. For instance, a typical Dense layer of size 4096×4096 with 128 groups has 131072 float scales, thus the same amount of

type conversion operations are needed. Each operation requires additional element-wise conversions. Intuitively, we can resort to integer scales to avoid it. However, since all normalized float scales are in the $(0, 1)$ range, directly converting scales to integers certainly causes tremendous quantization errors. To mitigate this problem, we involve an integer amplifier α , called *adaptive scale amplifier*, which can be easily computed based on the available float scales. Our method is put formally as,

$$\mathbf{O}_i = \mathbf{s}_{a_i} * \text{FLOAT}\left(\sum_g (\mathbf{X}_{g_i} \times \mathbf{W}_{g_i}^\top) * \text{INT}(\mathbf{s}_{g_i} * \alpha)\right) / \alpha \quad (2)$$

To find the common amplifier, we use a heuristic search algorithm that starts from 2^0 to amplify the minimum scale of all groups until we meet an amplifier 2^i that guarantees amplified scales to be bigger than 1, see Listing 1.

Ideally, we can use the above heuristic method to find the optimal amplifier per layer. However, based on the scale analysis of LLaMA-2-7B in Figure 4 (a,b,c), we find that the number of bit shifts required to amplify the scale mainly falls to 9 or 10. The weight MSE when using an amplifier of 2^{10} is in the range of $(10^{-7}, 10^{-6})$, as compared with its float counterpart. A similar observation applies to 13B and 70B models. We can select 2^{10} as our default amplifier to avoid

```

1 scale_min = scales.min()
2 n, tmp = 0, scale_min
3 while tmp < 1:
4     tmp = scale_min * (2**n)
5     n+=1
6 scale_amplifier = 2**(n-1)

```

Listing 1: Quick Heuristic Search for Integer Scale Amplifier

possible overflow as the later ablation (Table 7) shows a bigger amplifier has no clear gains.

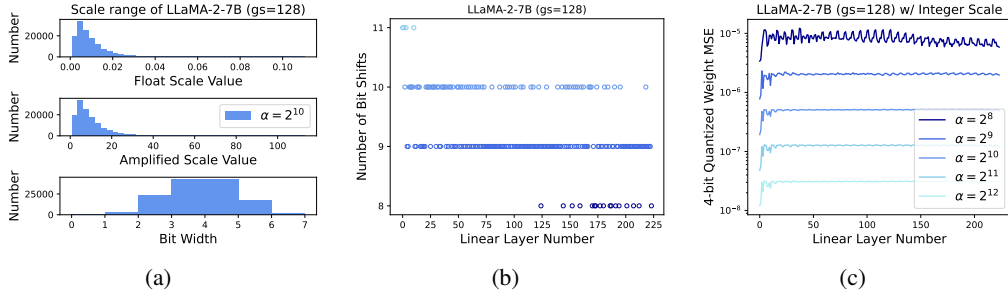


Figure 4: (a) The range of amplified ($\alpha = 2^{10}$) float scales of LLaMA-2-7B in the first layer (others are similar) mapped to 16-bit integers. The majority of amplified scales can be represented within 8 bits. (b) The number of bit shifts required to amplify scales per linear layer. (c) Weight MSE between integer scale and float scale under different amplifiers.

4.2 Kernel Implementation

Table 2 illustrates the difference in typical kernels. Current hardware supports a standard MatMul GEMM which isn’t suited for fine-grained approaches. Each group of A_i and W_i are multiplied and iteratively accumulated to register C_i . Atom [52]’s fine-grained W4A4 kernel adopts 4-bit for both weight and activation, which performs group-wise products and collects partial sums with an additional register C' . Note Atom’s *float* conversion becomes the main bottleneck while ours removes this costly operation by applying integer scales s_i^{INT} .

Table 2: Comparison of kernel computation logic.

MatMul	Atom	Ours
$C_1 = A_1 * W_1 + C_0$	$C_1 = A_1 * W_1, C' = float(C_1) * s_1$	$C_1 = A_1 * W_1, C'' = C_1 * s_1^{INT}$
$C_2 = A_2 * W_2 + C_1$	$C_2 = A_2 * W_2, C' += float(C_2) * s_2$	$C_2 = A_2 * W_2, C'' += C_2 * s_2^{INT}$
...

We also present our computation strategy in Figure 2 (c). Since the result of group-wise weight and activation matrix multiplication (e.g., $x_{00} \times g_{00}$, executed with integer tensor cores) becomes INT32, we only need to convert the amplified scale to INT32 offline. Each group is then accumulated to have the final result. The large number of type conversions on the matrix is thus reduced to only once for activation dequantization. Besides, we exploit the efficient weight processing and kernel fusion technique of OdysseyLLM’s FastGEMM [23] for fast inference. The combination makes fine-grained kernels substantially efficient, enabling fine-grained approaches as a feasible solution.

5 Experiments

5.1 Setup

Models and Datasets. We benchmark Integer Scale and other state-of-the-art quantization methods on the well-known LLaMA-2 [44] and LLaMA-3 [1] models and Mixtral 8x7B [18]. Several datasets are used for evaluation, including LAMBADA [36], C4 [38], WikiText-2 [29], MMLU [16], and a set of Common Sense QA [42] tasks like WinoGrande [39], PIQA [43], HellaSwag [50], ARC_e. For CommonSense QA tasks, we utilized the Language Model Evaluation Harness [15] tool.

Inference Framework. We adopt an end-to-end inference pipeline with cutlass [32] that mainly profits GPU Tensor Core execution, kernel fusion policies, and graph optimization. Unless otherwise notified, we use the same framework for fair comparisons. Note for LLaMA models with W4A16, we use Marlin [13] for inference as it claims to be the fastest available framework. For Mixtral 8x7B, we had to use our W4A16 implementation as Marlin hasn’t supported it yet. The latency is tested on a single NVIDIA A100 GPU, except for LLaMA-2-70B and Mistral 8x7B we use four such GPUs.

Baselines. In our experiments, we choose GPTQ [14], AWQ [26], and Omniquant [41] as our baselines, given that they are the most prevalent fine-grained quantization schemes. Throughout the paper, we adopt per-token activation quantization, and per-channel weight quantization by default.

5.2 Experiment Result on LAMBADA, C4, and WikiText-2

Table 3 exhibits the quantization result of LLaMA-2 and Mixtral models when applying Integer Scale (IS) to GPTQ [14], AWQ [26], and Omniquant [41] on LAMBADA, WikiText-2, and C4 datasets. Our approach generally shows on-par or better performance, indicating that the Integer Scale applies to the existing quantization methods and retains the quantized performance at lower bits like W4A8. Note since Omniquant on LLaMA-2-70B originally fails, so does its integer scale variation.

5.3 Experiment Result on Common Sense QA

Table 4 compares the Common Sense QA [42] result of applying the Integer Scale on state-of-the-art quantization approaches. A similar conclusion to Section 5.2 can be reached. More results on MMLU [16] can be found in Table 8 in Section B.

5.4 W4A8 Kernel Latency Comparison

Figure 5 (a) illustrates the comparison of kernel implementations under various bandwidths. Marlin [13] ships so far the most advanced W4A16 kernel implementation. Odyssey’s W4A8 scheme largely benefits its specific FastGEMM and has the optimal acceleration ratio over FP16. It can be seen that fine-grained W4A8 with integer scale becomes a feasible scheme between W4A16 and non-fine-grained W4A8 to have better accuracy. Interestingly, we discover a “performance cliff” (gray-colored) where the acceleration ratio suddenly drops when it transits from memory-bound to compute-bound scenarios. This is due to the sudden drop from the ideal $4\times$ speedup to $2\times$ vs. FP16.

5.5 Speed boost on Mixture-of-experts

Figure 5 (c) shows the end-to-end latency of the W4A8 Integer Scale scheme applied to the Mixtral 8x7B, where we obtain at most $1.55\times$ and $1.3\times$ boost, compared with FP16 and W4A16 respectively.

Table 3: Comparison with state-of-the-art quantization methods on LAMBADA (accuracy), C4 (PPL), and WikiText (PPL). For all models tested, we set the weight group size to 128 and apply symmetric quantization. Integer Scale (IS) with amplifier 1024 is used.

Dataset	HyperParam		LLaMA-2			Mixtral
	Method	BitWidth	7B	13B	70B	8x7B
LAMBADA	FP16	W16A16	73.70%	76.64%	79.57%	77.62%
	GPTQ	W4A8	71.65%	75.88%	78.54%	73.89%
	GPTQ w/ IS	W4A8	71.66% +0.01	75.39% -0.48	78.67% +0.13	73.93% +0.03
	AWQ	W4A8	70.15%	75.47%	78.48%	76.24%
	AWQ w/ IS	W4A8	70.07% -0.07	75.02% -0.44	78.42% -0.05	74.30% -1.94
	Omniquant	W4A8	71.76%	75.98%	NaN	76.09%
	Omniquant w/ IS	W4A8	70.91% -0.85	75.60% -0.36	NaN	76.01% -0.07
WikiText-2	FP16	W16A16	5.65	4.95	3.36	3.93
	GPTQ	W4A8	12.32	5.16	3.66	4.51
	GPTQ w/ IS	W4A8	13.13 +0.81	5.18 +0.02	3.69 +0.03	4.59 +0.08
	AWQ	W4A8	6.12	5.27	3.66	4.30
	AWQ w/ IS	W4A8	6.19 +0.07	5.30 +0.03	3.70 +0.04	4.42 +0.12
	Omniquant	W4A8	5.94	5.16	NaN	4.27
	Omniquant w/ IS	W4A8	5.97 +0.03	5.17 +0.01	NaN	4.36 +0.09
C4	FP16	W16A16	7.05	6.46	5.52	6.88
	GPTQ	W4A8	39.96	6.66	5.75	7.31
	GPTQ w/ IS	W4A8	37.25 +2.71	6.68 +0.02	5.78 +0.03	7.39 +0.08
	AWQ	W4A8	7.57	6.79	5.73	7.15
	AWQ w/ IS	W4A8	7.64 +0.07	6.83 +0.04	5.76 +0.03	7.27 +0.12
	Omniquant	W4A8	7.41	6.65	NaN	7.12
	Omniquant w/ IS	W4A8	7.44 +0.03	6.67 +0.02	NaN	7.21 +0.09

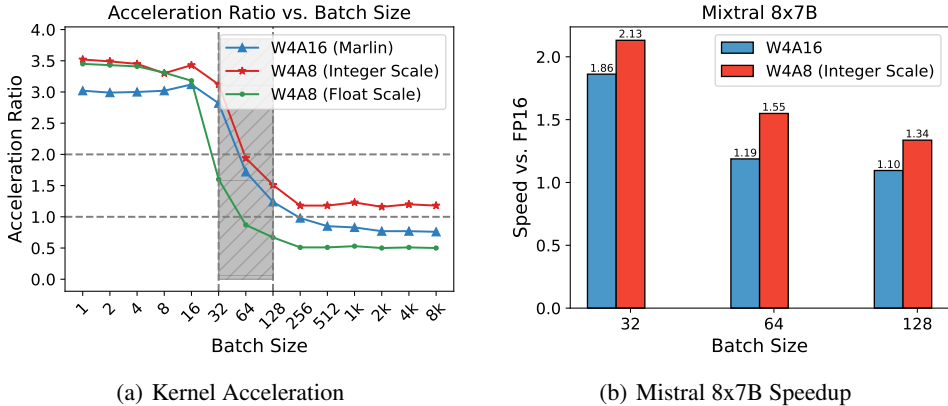


Figure 5: (a) Fine-grained W4A8 kernel (K=4096, N=22016) with the integer scale (**W4A8 Integer Scale**) boosts its float scale counterpart (**W4A8 Float Scale**). The gray region denotes the “performance cliff”. (b) End-to-end speed boost on Mixtral 8x7B over FP16 under various batch sizes.

5.6 Our Quantization Recipe for LLaMA-3

LLaMA-3 is difficult to quantize at lower bits compared with its predecessors, as confirmed in [17]. To counter the problem, we apply QuaRot [3] with a fine-grained paradigm. We adopt 8-bit per-token activation quantization and 4-bit per-channel symmet-

Table 5: Our LLaMA-3 Integer Scale recipe.

Model	BitWidth	α	Group	C4	WikiText-2
LLaMA-3-8B	W4A8	-	128	9.331	6.352
LLaMA-3-8B	W4A8	8192	128	9.379	6.382
LLaMA-3-70B	W4A8	-	128	7.061	3.280
LLaMA-3-70B	W4A8	8192	128	7.092	3.312

Table 4: Comparison with state-of-the-art quantization methods on Common Sense QA. For all models tested, we set the weight group size to 128 and apply symmetric quantization. Integer Scale (IS) with amplifier 1024 is used.

Model	HyperParam		Common Sense QA				
	Method	BitWidth	WinoGrande	PIQA	HellaSwag	ARC_e	Avg
LLaMA-2-7B	FP16	W16A16	0.6906	0.7911	0.7598	0.7458	0.7468
	GPTQ	W4A8	0.6819	0.7829	0.7380	0.6961	0.7247
	GPTQ w/ IS	W4A8	0.6882	0.7845	0.7359	0.6932	0.7255
	AWQ	W4A8	0.6890	0.7807	0.7418	0.6856	0.7243
	AWQ w/ IS	W4A8	0.6803	0.7818	0.7399	0.6717	0.7184
	Omniquant	W4A8	0.6930	0.7873	0.7427	0.6890	0.7280
	Omniquant w/ IS	W4A8	0.6882	0.7818	0.7393	0.6898	0.7248
LLaMA-2-13B	FP16	W16A16	0.7222	0.8052	0.7938	0.7744	0.7739
	GPTQ	W4A8	0.7080	0.8003	0.7858	0.7980	0.773
	GPTQ w/ IS	W4A8	0.7040	0.8025	0.7854	0.7917	0.7709
	AWQ	W4A8	0.7182	0.7976	0.7758	0.7677	0.7648
	AWQ w/ IS	W4A8	0.7246	0.7992	0.7734	0.7668	0.7660
	Omniquant	W4A8	0.7214	0.7992	0.7810	0.7710	0.7682
	Omniquant w/ IS	W4A8	0.7127	0.7954	0.7786	0.7715	0.7646
LLaMA-2-70B	FP16	W16A16	0.7798	0.8275	0.8381	0.8098	0.8138
	GPTQ	W4A8	0.7664	0.8313	0.8314	0.8131	0.8106
	GPTQ w/ IS	W4A8	0.7585	0.8324	0.8287	0.8077	0.8068
	AWQ	W4A8	0.7664	0.8194	0.8202	0.8005	0.8016
	AWQ w/ IS	W4A8	0.7624	0.8199	0.8218	0.7929	0.7993
Mixtral-8x7B	FP16	W16A16	0.7648	0.8368	0.8403	0.835	0.8192
	GPTQ	W4A8	0.7553	0.8161	0.8272	0.8056	0.8011
	GPTQ w/ IS	W4A8	0.7427	0.8145	0.8280	0.7925	0.7944
	AWQ	W4A8	0.7506	0.8341	0.8288	0.8228	0.8091
	AWQ w/ IS	W4A8	0.7443	0.8286	0.8252	0.8131	0.8028
	Omniquant	W4A8	0.7553	0.8308	0.8338	0.8165	0.8091
	Omniquant w/ IS	W4A8	0.7506	0.8308	0.8337	0.8178	0.8082

ric weight quantization with a group size of 128. Besides, we use fine-grained W8A8 for down projection layers following the observation in [24]. Table 5 exhibits the result of our LLaMA-3 scheme, while integer scale outperforms GPTQ’s W4A16 (-1.16% in C4 perplexity) shown in Table 1.

5.7 Comparison with Marlin’s W4A16 Scheme

We compare our Integer Scale scheme with Marlin’s implementation of GPTQ [13] in Table 6. We are mostly on par with GPTQ at W4A16 when tested on C4, WikiText-2, and MMLU. Their acceleration ratios vs. FP16 are compared in Figure 5 where W4A8 surpasses W4A16 mainly due to faster tensor core execution at lower bit widths. This attests that fine-grained W4A8 with the Integer Scale is a competitive strategy in terms of both quantization loss and speed.

Table 6: C4 and WikiText-2 perplexity, and MMLU zero-shot accuracy of LLaMA-2-7B quantized with Marlin’s implementation of GPTQ (W4A16) vs. GPTQ w/ Integer Scale (W4A8).

Method	BitWidth	C4	WikiText-2	MMLU
GPTQ	W4A16	7.2093	5.8212	39.11%
GPTQ w/ Integer Scale	W4A8	7.4011	5.9433	38.54%

5.8 Comparison with QServe’s W4A8 Kernel

Figure 6 presents the kernel speed comparison with QServe [27], which ships an advanced W4A8 kernel. For coarse-grained W4A8 kernel with M=1, K=4096, and N=22016, our W4A8 kernel execution is substantially faster than QServe at all batch sizes. A similar conclusion is affirmed

for the fine-grained kernel at a typical group size of 128. Both being the same bit widths, our fine-grained kernel with Integer Scale is substantially faster than QServe’s, with a maximum of being $1.53\times$. It turns out that the main difference lies in the intrinsic complexity of Dual Quantization [51] they adopted which first quantizes weights in 8-bit and again in 4-bit. Note the second step is kept asymmetric to counter quantization loss. This *asymmetric* scheme requires element-wise multiplication and subtraction that must be done in costly CUDA cores. See more details in B.2.

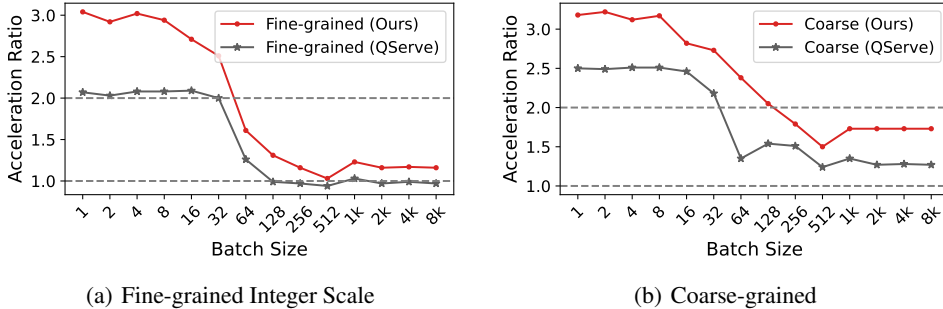


Figure 6: Kernel speed comparison with QServe’s W4A8 at K=4096, N=22016. The acceleration ratio is against FP16. Both our fine and coarse-grained kernels are faster.

6 Ablation Study

6.1 Fixed Amplifier vs. Heuristic Search

To find the optimal amplifier for the integer scale, we test several amplifiers in Table 7. It turns out that using an amplifier bigger than 1024 doesn’t bring substantial gains while 2^{10} is a good trade-off between performance and the overflow risk. It is thus safe to amplify the scale with 1024 with minimum overflow risk. To verify this choice, we draw the maximum activation per layer of LLaMA-2 and Mixtral models using $\alpha = 2^{10}$ in Figure 8 (B.3), where all values fall within 2^{31} .

Table 7: Ablation on the amplifier value. Perplexity is tested on C4.

BitWidth	Amplifier	LLaMA-2-7B	LLaMA-2-13B	LLaMA-2-70B	LLaMA-3-8B	LLaMA-3-70B
W4A16	-	7.43	6.64	5.66	10.00	9.06
W4A16	Heuristic	7.46	6.65	5.66	10.03	9.10
W4A16	128	6.75	7.57	5.81	15.52	13.84
W4A16	512	7.45	6.65	5.67	10.09	9.27
W4A16	1024	7.45	6.64	5.66	10.03	9.04
W4A16	4096	7.45	6.64	5.67	10.00	8.91

6.2 Speed Comparison of Float Scale vs. Integer Scale

We compare the difference in inference speed using float and integer scales to showcase the latency advantage of using the Integer scale in Figure 5 (a). The speedup is at most $2.3\times$, suggesting the reduction of costly type conversions is more than necessary.

7 Conclusion

In this paper, we introduced a plug-and-play scheme called *Integer Scale* that can be applied to speed up the existing fine-grained quantization approaches. We showed through extensive experiments that the Integer Scale not only benefits from the performance boost due to fine granularity but also well resolves the intrinsic computational overhead. It can serve as a default free-lunch technique with fine-grained approaches of various bandwidths to render an overall competitive quantization strategy. Moreover, the same strategy can be applied to Mixtral $8\times 7B$ based on a mixture-of-experts and LLaMA-3, which were previously difficult to quantize at lower bit widths.

References

- [1] AI@Meta. Llama 3 model card. 2024. URL https://github.com/meta-llama/llama3/blob/main/MODEL_CARD.md.
- [2] Saleh Ashkboos, Iliia Markov, Elias Frantar, Tingxuan Zhong, Xincheng Wang, Jie Ren, Torsten Hoefler, and Dan Alistarh. Towards end-to-end 4-bit inference on generative large language models. *arXiv preprint arXiv:2310.09259*, 2023.
- [3] Saleh Ashkboos, Amirkeivan Mohtashami, Maximilian L Croci, Bo Li, Martin Jaggi, Dan Alistarh, Torsten Hoefler, and James Hensman. Quarot: Outlier-free 4-bit inference in rotated llms. *arXiv preprint arXiv:2404.00456*, 2024.
- [4] Tom Brown, Benjamin Mann, Nick Ryder, Melanie Subbiah, Jared D Kaplan, Prafulla Dhariwal, Arvind Neelakantan, Pranav Shyam, Girish Sastry, Amanda Askell, et al. Language models are few-shot learners. In *Conference on Neural Information Processing Systems (NeurIPS)*, 2020.
- [5] Tianle Cai, Yuhong Li, Zhengyang Geng, Hongwu Peng, Jason D. Lee, Deming Chen, and Tri Dao. Medusa: Simple llm inference acceleration framework with multiple decoding heads. *arXiv preprint arXiv: 2401.10774*, 2024.
- [6] Jerry Chee, Yaohui Cai, Volodymyr Kuleshov, and Christopher M De Sa. Quip: 2-bit quantization of large language models with guarantees. *Advances in Neural Information Processing Systems*, 36, 2024.
- [7] Aakanksha Chowdhery, Sharan Narang, Jacob Devlin, Maarten Bosma, Gaurav Mishra, Adam Roberts, Paul Barham, Hyung Won Chung, Charles Sutton, Sebastian Gehrmann, et al. Palm: Scaling language modeling with pathways. *arXiv preprint arXiv:2204.02311*, 2022.
- [8] LMDeploy Contributors. Lmdeploy: A toolkit for compressing, deploying, and serving llm. <https://github.com/InternLM/lmdeploy>, 2023.
- [9] Tri Dao, Daniel Y Fu, Stefano Ermon, Atri Rudra, and Christopher Ré. FlashAttention: Fast and memory-efficient exact attention with io-awareness. *arXiv preprint arXiv:2205.14135*, 2022.
- [10] Jacob Devlin, Ming-Wei Chang, Kenton Lee, and Kristina Toutanova. BERT: Pre-training of deep bidirectional transformers for language understanding. In *North American Chapter of the Association for Computational Linguistics (NAACL)*, 2019.
- [11] Vage Egiazarian, Andrei Panferov, Denis Kuznedelev, Elias Frantar, Artem Babenko, and Dan Alistarh. Extreme compression of large language models via additive quantization. *arXiv preprint arXiv:2401.06118*, 2024.
- [12] Elias Frantar and Dan Alistarh. Optimal brain compression: A framework for accurate post-training quantization and pruning. *Advances in Neural Information Processing Systems*, 35: 4475–4488, 2022.
- [13] Elias Frantar and Dan Alistarh. Marlin: a fast 4-bit inference kernel for medium batchsizes. <https://github.com/IST-DASLab/marlin>, 2024.
- [14] Elias Frantar, Saleh Ashkboos, Torsten Hoefler, and Dan Alistarh. Gptq: Accurate post-training quantization for generative pre-trained transformers. *arXiv preprint arXiv:2210.17323*, 2022.
- [15] Leo Gao, Jonathan Tow, Stella Biderman, Sid Black, Anthony DiPofi, Charles Foster, Laurence Golding, Jeffrey Hsu, Kyle McDonell, Niklas Muennighoff, Jason Phang, Laria Reynolds, Eric Tang, Anish Thite, Ben Wang, Kevin Wang, and Andy Zou. A framework for few-shot language model evaluation, September 2021. URL <https://doi.org/10.5281/zenodo.5371628>.
- [16] Dan Hendrycks, Collin Burns, Steven Basart, Andy Zou, Mantas Mazeika, Dawn Song, and Jacob Steinhardt. Measuring massive multitask language understanding. *Proceedings of the International Conference on Learning Representations (ICLR)*, 2021.
- [17] Wei Huang, Xudong Ma, Haotong Qin, Xingyu Zheng, Chengtao Lv, Hong Chen, Jie Luo, Xiaojuan Qi, Xianglong Liu, and Michele Magno. How good are low-bit quantized llama3 models? an empirical study. *arXiv preprint arXiv:2404.14047*, 2024.

- [18] Albert Q Jiang, Alexandre Sablayrolles, Antoine Roux, Arthur Mensch, Blanche Savary, Chris Bamford, Devendra Singh Chaplot, Diego de las Casas, Emma Bou Hanna, Florian Bressand, et al. Mixtral of experts. *arXiv preprint arXiv:2401.04088*, 2024.
- [19] Jared Kaplan, Sam McCandlish, Tom Henighan, Tom B Brown, Benjamin Chess, Rewon Child, Scott Gray, Alec Radford, Jeffrey Wu, and Dario Amodei. Scaling laws for neural language models. *arXiv preprint arXiv:2001.08361*, 2020.
- [20] Woosuk Kwon, Zhuohan Li, Siyuan Zhuang, Ying Sheng, Lianmin Zheng, Cody Hao Yu, Joseph E. Gonzalez, Hao Zhang, and Ion Stoica. Efficient memory management for large language model serving with pagedattention. In *Proceedings of the ACM SIGOPS 29th Symposium on Operating Systems Principles*, 2023.
- [21] Yaniv Leviathan, Matan Kalman, and Yossi Matias. Fast inference from transformers via speculative decoding. In Andreas Krause, Emma Brunskill, Kyunghyun Cho, Barbara Engelhardt, Sivan Sabato, and Jonathan Scarlett, editors, *Proceedings of the 40th International Conference on Machine Learning*, volume 202 of *Proceedings of Machine Learning Research*, pages 19274–19286. PMLR, 23–29 Jul 2023. URL <https://proceedings.mlr.press/v202/leviathan23a.html>.
- [22] Liang Li, Qingyuan Li, Bo Zhang, and Xiangxiang Chu. Norm tweaking: High-performance low-bit quantization of large language models. In *Proceedings of the AAAI Conference on Artificial Intelligence*, volume 38, pages 18536–18544, 2024.
- [23] Qingyuan Li, Ran Meng, Yiduo Li, Bo Zhang, Liang Li, Yifan Lu, Xiangxiang Chu, Yerui Sun, and Yuchen Xie. A speed odyssey for deployable quantization of llms. *arXiv preprint arXiv:2311.09550*, 2023.
- [24] Qingyuan Li, Yifan Zhang, Liang Li, Peng Yao, Bo Zhang, Xiangxiang Chu, Yerui Sun, Li Du, and Yuchen Xie. Fptq: Fine-grained post-training quantization for large language models. *arXiv preprint arXiv:2308.15987*, 2023.
- [25] Yuhui Li, Fangyun Wei, Chao Zhang, and Hongyang Zhang. Eagle: Speculative sampling requires rethinking feature uncertainty. In *International Conference on Machine Learning*, 2024.
- [26] Ji Lin, Jiaming Tang, Haotian Tang, Shang Yang, Xingyu Dang, and Song Han. Awq: Activation-aware weight quantization for llm compression and acceleration, 2023.
- [27] Yujun Lin, Haotian Tang, Shang Yang, Zhekai Zhang, Guangxuan Xiao, Chuang Gan, and Song Han. Qserve: W4a8kv4 quantization and system co-design for efficient llm serving. *arXiv preprint arXiv:2405.04532*, 2024.
- [28] Zechun Liu, Barlas Oguz, Changsheng Zhao, Ernie Chang, Pierre Stock, Yashar Mehdad, Yangyang Shi, Raghuraman Krishnamoorthi, and Vikas Chandra. Llm-qat: Data-free quantization aware training for large language models, 2023.
- [29] Stephen Merity, Caiming Xiong, James Bradbury, and Richard Socher. Pointer sentinel mixture models. *arXiv preprint arXiv:1609.07843*, 2016.
- [30] Paulius Micikevicius, Dusan Stolic, Neil Burgess, Marius Cornea, Pradeep Dubey, Richard Grisenthwaite, Sangwon Ha, Alexander Heinecke, Patrick Judd, John Kamalu, et al. Fp8 formats for deep learning. *arXiv preprint arXiv:2209.05433*, 2022.
- [31] Markus Nagel, Marios Fournarakis, Rana Ali Amjad, Yelysei Bondarenko, Mart van Baalen, and Tijmen Blankevoort. A white paper on neural network quantization. *arXiv preprint arXiv:2106.08295*, 2021.
- [32] NVIDIA. cutlass. <https://github.com/NVIDIA/cutlass>, 2023.
- [33] NVIDIA. Fastertransformer. <https://github.com/NVIDIA/FasterTransformer>, 2023.
- [34] NVIDIA. Tensorrt-llm. <https://github.com/NVIDIA/TensorRT-LLM>, 2023.

- [35] OpenAI. Gpt-4 technical report, 2023.
- [36] Denis Paperno, Germán Kruszewski, Angeliki Lazaridou, Quan Ngoc Pham, Raffaella Bernardi, Sandro Pezzelle, Marco Baroni, Gemma Boleda, and Raquel Fernández. The LAMBADA dataset: Word prediction requiring a broad discourse context. *arXiv preprint arXiv:1606.06031*, 2016.
- [37] Gunho Park, Baeseong Park, Minsub Kim, Sungjae Lee, Jeonghoon Kim, Beomseok Kwon, Se Jung Kwon, Byeongwook Kim, Youngjoo Lee, and Dongsoo Lee. Lut-gemm: Quantized matrix multiplication based on luts for efficient inference in large-scale generative language models. *arXiv preprint arXiv:2206.09557*, 2022.
- [38] Colin Raffel, Noam Shazeer, Adam Roberts, Katherine Lee, Sharan Narang, Michael Matena, Yanqi Zhou, Wei Li, and Peter Liu. Exploring the limits of transfer learning with a unified text-to-text transformer. *Journal of Machine Learning Research*, 21(140):1–67, 2020.
- [39] Keisuke Sakaguchi, Ronan Le Bras, Chandra Bhagavatula, and Yejin Choi. Winogrande: An adversarial winograd schema challenge at scale. *Communications of the ACM*, 64(9):99–106, 2021.
- [40] Yuzhang Shang, Zhihang Yuan, Qiang Wu, and Zhen Dong. Pb-llm: Partially binarized large language models. *arXiv preprint arXiv:2310.00034*, 2023.
- [41] Wenqi Shao, Mengzhao Chen, Zhaoyang Zhang, Peng Xu, Lirui Zhao, Zhiqian Li, Kaipeng Zhang, Peng Gao, Yu Qiao, and Ping Luo. Omniquant: Omnidirectionally calibrated quantization for large language models. *arXiv preprint arXiv:2308.13137*, 2023.
- [42] Alon Talmor, Jonathan Herzig, Nicholas Lourie, and Jonathan Berant. Commonsenseqa: A question answering challenge targeting commonsense knowledge, 2019.
- [43] Sandeep Tata and Jignesh M Patel. PiQA: An algebra for querying protein data sets. In *International Conference on Scientific and Statistical Database Management*, 2003.
- [44] Hugo Touvron, Louis Martin, Kevin Stone, Peter Albert, Amjad Almahairi, Yasmine Babaei, Nikolay Bashlykov, Soumya Batra, Prajjwal Bhargava, Shruti Bhosale, et al. Llama 2: Open foundation and fine-tuned chat models. *arXiv preprint arXiv:2307.09288*, 2023.
- [45] Albert Tseng, Jerry Chee, Qingyao Sun, Volodymyr Kuleshov, and Christopher De Sa. Quip#: Even better llm quantization with hadamard incoherence and lattice codebooks. *arXiv preprint arXiv:2402.04396*, 2024.
- [46] Ashish Vaswani, Noam Shazeer, Niki Parmar, Jakob Uszkoreit, Llion Jones, Aidan N Gomez, Łukasz Kaiser, and Illia Polosukhin. Attention is all you need. In *Conference on Neural Information Processing Systems (NeurIPS)*, 2017.
- [47] Haojun Xia, Zhen Zheng, Xiaoxia Wu, Shiyang Chen, Zhewei Yao, Stephen Youn, Arash Bakhtiari, Michael Wyatt, Donglin Zhuang, Zhongzhu Zhou, et al. Fp6-llm: Efficiently serving large language models through fp6-centric algorithm-system co-design. *arXiv preprint arXiv:2401.14112*, 2024.
- [48] Guangxuan Xiao, Ji Lin, Mickael Seznec, Hao Wu, Julien Demouth, and Song Han. Smoothquant: Accurate and efficient post-training quantization for large language models. In *International Conference on Machine Learning*, pages 38087–38099. PMLR, 2023.
- [49] Zhewei Yao, Reza Yazdani Aminabadi, Minjia Zhang, Xiaoxia Wu, Conglong Li, and Yuxiong He. ZeroQuant: Efficient and affordable post-training quantization for large-scale transformers. *arXiv preprint arXiv:2206.01861*, 2022.
- [50] Rowan Zellers, Ari Holtzman, Yonatan Bisk, Ali Farhadi, and Yejin Choi. Hellaswag: Can a machine really finish your sentence? *arXiv preprint arXiv:1905.07830*, 2019.
- [51] Luoming Zhang, Wen Fei, Weijia Wu, Yefei He, Zhenyu Lou, and Hong Zhou. Dual grained quantization: Efficient fine-grained quantization for LLM, 2024. URL <https://openreview.net/forum?id=ktmMk00eYb>.

- [52] Yilong Zhao, Chien-Yu Lin, Kan Zhu, Zihao Ye, Lequn Chen, Size Zheng, Luis Ceze, Arvind Krishnamurthy, Tianqi Chen, and Baris Kasikci. Atom: Low-bit quantization for efficient and accurate llm serving. *arXiv preprint arXiv:2310.19102*, 2023.

A Background Knowledge on LLM Quantization

A.1 Symmetric vs. Asymmetric Quantization

We suggest referring to the white paper [31] for a thorough understanding of network quantization. We draw some key concepts here as a quick manual. Both symmetric and asymmetric quantization use uniform quantization that maps float values to integer values with a single scale. Symmetric quantization computes the scale s as,

$$s = \frac{|X|_{max}}{2^{n-1} - 1} \quad (3)$$

$$Q(X) = clamp(\lfloor X/s \rfloor, -2^{n-1}, 2^{n-1} - 1) \quad (4)$$

For asymmetric quantization, a zero point is utilized.

$$s = \frac{X_{max} - X_{min}}{2^n - 1}, z = \lfloor \frac{-X_{min}}{s} \rfloor \quad (5)$$

$$Q(X) = clamp(\lfloor X/s \rfloor + z, 0, 2^n - 1) \quad (6)$$

A.2 Per-tensor, Per-token, Per-channel quantization, Group-wise Quantization

Take symmetric quantization as an example, *per-tensor quantization* uses the same scale for all tensor values. *Per-channel/token quantization* uses a scale for a row or a column of the tensor. We can divide each channel into groups for *group-wise quantization* [26], also called fined-grained quantization.

B Additional Discussions

B.1 Experiment Result on MMLU

Table 8 compares the result on MMLU [16].

B.2 More Discussion with QServe

Due to the adopted asymmetry quantization, QServe’s kernel is prone to complex computation logic that can be formulated as,

$$C_1 = A_1 * (W_1 - z_1) * s_1 + C_0 = A_1 * (W_1 * s_1 - z_1 * s_1) + C_0 \quad (7)$$

$$C_2 = A_2 * (W_2 - z_2) * s_2 + C_1 = A_1 * (W_1 * s_2 - z_2 * s_2) + C_1 \quad (8)$$

$$\dots \quad (9)$$

where s_i and z_i are the i -th scale and zero point for dequantization. Note $W_i * s_i$ is element-wise multiplication, and the subtraction is performed with a `vadd4` instruction.

Figure 7 gives the additional comparison on kernel (N=4096, K=4096), where our fine and coarse-grained kernels also outperform QServe, indicating our flexibility in different inputs.

B.3 Max Activation Values Per Layer

To verify whether our amplifier choice is feasible and not causing overflows, we illustrate the maximum layerwise activation values on the investigated models in Figure 8. It appears no layer’s output goes near the INT32 upper bound. We refrain from selecting a higher amplifier to improve performance since it will generate few gains and in the meantime increase the overflow risk.

B.4 Limitations

Our method is limited by the possible overflow risks. However, we can trade off with per group removal of the amplifier which introduces extra computations. We can opt to use this degraded version of our GEMM kernels for layers that suffer from overflow risks.

Table 8: Comparison with state-of-the-art quantization methods on MMLU. For all models tested, we set the weight group size to 128 and apply symmetric quantization. Integer Scale (IS) with amplifier 1024 is used.

Model	HyperParam		MMLU					
	Method	BitWidth	Hums.	STEM	Social	Other	Avg	
LLaMA-2-7B	FP16	W16A16	36.92%	30.75%	40.92%	45.68%	38.49%	
	GPTQ	W4A8	33.69%	30.45%	40.36%	42.91%	36.58%	
	GPTQ w/ IS	W4A8	34.64%	31.35%	39.36%	43.18%	36.94%	+0.36%
	AWQ	W4A8	34.86%	29.69%	40.98%	41.27%	36.57%	
	AWQ w/ IS	W4A8	34.13%	30.19%	40.40%	41.52%	36.36%	-0.21%
	Omniquant	W4A8	34.39%	31.84%	42.28%	43.77%	37.74%	
	Omniquant w/ IS	W4A8	33.65%	31.05%	40.17%	43.18%	36.72%	-1.02%
LLaMA-2-13B	FP16	W16A16	54.43%	44.27%	63.41%	60.76%	55.68%	
	GPTQ	W4A8	51.88%	43.57%	62.01%	60.21%	54.24%	
	GPTQ w/ IS	W4A8	52.18%	43.27%	61.33%	60.83%	54.27%	+0.03%
	AWQ	W4A8	50.07%	41.75%	60.90%	59.19%	52.76%	
	AWQ w/ IS	W4A8	49.65%	42.64%	59.80%	58.45%	52.40%	-0.36%
	Omniquant	W4A8	52.56%	43.21%	62.56%	60.67%	54.61%	
	Omniquant w/ IS	W4A8	52.05%	43.14%	61.72%	60.02%	54.09%	-0.52%
LLaMA-2-70B	FP16	W16A16	65.16%	57.79%	80.44%	74.61%	69.11%	
	GPTQ	W4A8	62.49%	55.17%	78.55%	73.01%	66.86%	
	GPTQ w/ IS	W4A8	62.42%	55.14%	78.39%	72.73%	66.74%	-0.12%
	AWQ	W4A8	63.44%	55.86%	78.45%	72.12%	67.11%	
	AWQ w/ IS	W4A8	63.70%	55.33%	78.00%	71.75%	66.89%	-0.22%
Mixtral-8x7B	FP16	W16A16	64.46%	61.30%	81.51%	77.39%	70.50%	
	GPTQ	W4A8	61.70%	58.78%	78.78%	73.81%	67.61%	
	GPTQ w/ IS	W4A8	61.66%	57.55%	77.58%	73.60%	67.02%	
	AWQ	W4A8	64.48%	60.17%	80.05%	75.20%	69.44%	
	AWQ w/ IS	W4A8	62.85%	59.18%	79.07%	74.58%	68.32%	
	Omniquant	W4A8	63.00%	58.78%	80.21%	75.69%	68.79%	
	Omniquant w/ IS	W4A8	62.17%	58.81%	79.92%	75.17%	68.34%	

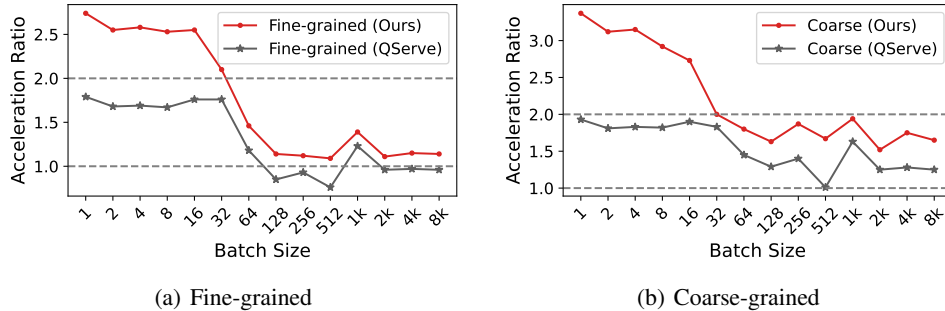


Figure 7: Kernel (N=4096,K=4096) speed comparison with QServe. The acceleration ratio is against FP16.

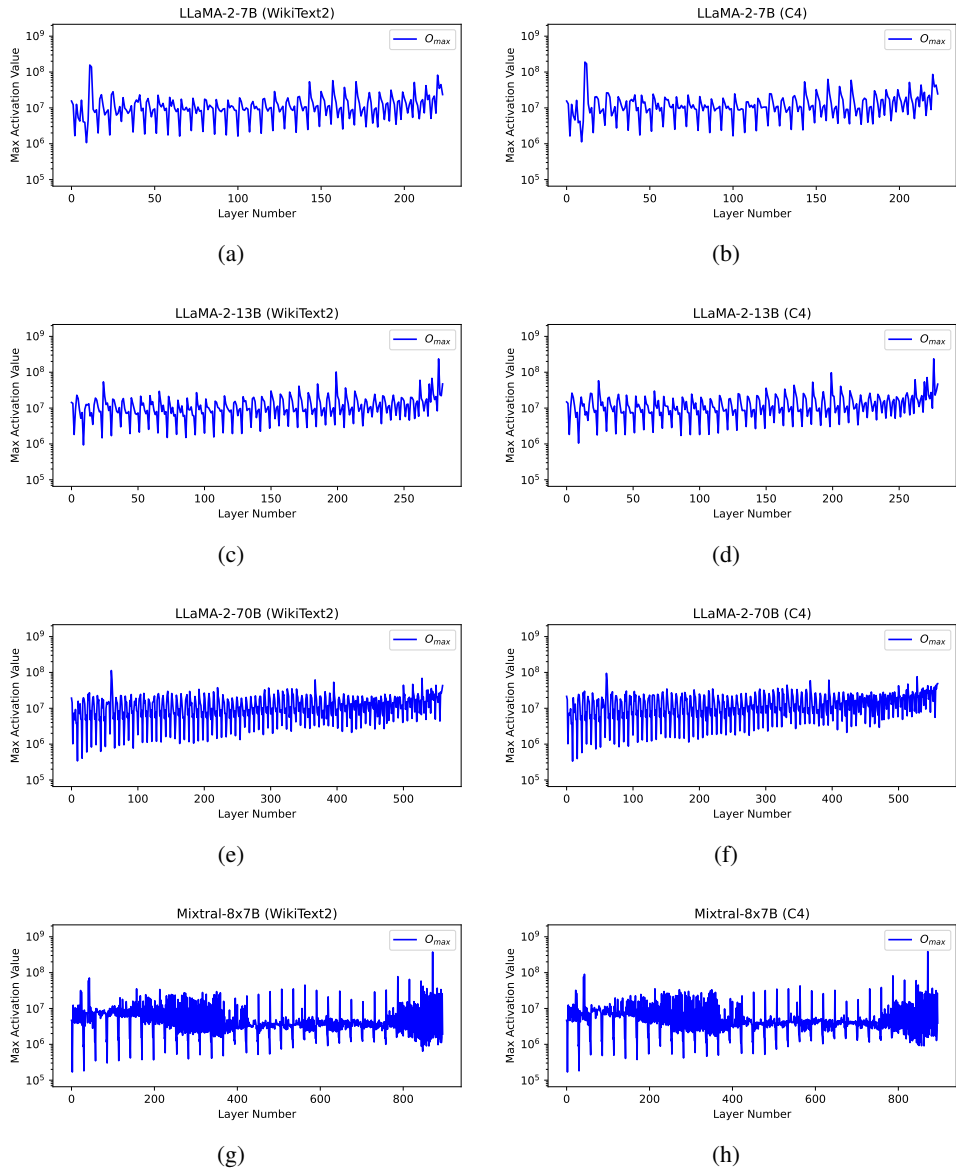


Figure 8: Maximum activation values per layer of quantized LLaMA-2 models and Mixtral 8x7B using an amplifier of 1024.