

# Self-trapping phenomenon, multistability and chaos in open anisotropic Dicke dimer

G. Vivek, Debabrata Mondal, Subhadeep Chakraborty, and S. Sinha

Indian Institute of Science Education and Research-Kolkata, Mohanpur, Nadia-741246, India

(Dated: May 24, 2024)

We investigate semiclassical dynamics of coupled atom-photon interacting system described by a dimer of anisotropic Dicke model in the presence of photon loss, exhibiting a rich variety of non-linear dynamics. Based on symmetries and dynamical classification, we characterize and chart out various dynamical phases in a phase diagram. A key feature of this system is the multistability of different dynamical states, particularly the coexistence of various superradiant phases as well as limit cycles. Remarkably, this dimer system manifests self-trapping phenomena, resulting in a photon population imbalance between the cavities. Such a self-trapped state arises from saddle-node bifurcation, which can be understood from an equivalent Landau-Ginzburg description. Additionally, we identify a unique class of oscillatory dynamics *self-trapped limit cycle* hosting self-trapping of photons. The absence of stable dynamical phases leads to the onset of chaos, which is diagnosed using the saturation value of the decorrelator dynamics. Moreover, in a narrow region, the self-trapped states can coexist with chaotic attractor, which may have intriguing consequences in quantum dynamics. Finally, we discuss the experimental relevance of our findings, which can be tested in cavity and circuit quantum electrodynamics setups.

*Introduction:* Nonequilibrium dynamics of the quantum many body systems has become a subject of intense research in recent years [1–4]. The advancement of ultracold atomic system as well as cavity and circuit quantum electrodynamics (QED) paves the way for exploring a range of nonequilibrium phenomena, including various types of phase transitions and thermalization processes [5–20]. These atom-photon interacting systems inherently exhibit dissipative effects due to various loss processes, providing a platform to study the rich dynamical behavior of open quantum systems [21–33]. Understanding nonequilibrium phases of open quantum systems and nature of the transition between them has attracted significant interest [34–40]. Seminal experiments have demonstrated the formation of the exotic phases and nonequilibrium transitions by coupling cold atoms with cavity field [26, 41–45], as well as in the circuit QED array [38]. Additionally, oscillatory dynamics in the form of quantum limit cycles (LC) typically occur in the presence of dissipation, which leads to the intriguing time crystalline phase [46–51]. On the other hand, the signature of chaos and its manifestation in the context of ergodicity and thermalization is a well studied area for isolated quantum system [2, 20], which is however less explored for open quantum systems in the presence of dissipation [52–59]. Furthermore, the collective nature of these atom-photon systems allows to analyze the dynamics semiclassically, offering a pathway to probe the onset of chaos in open quantum systems [54, 60–63].

The light-matter interacting system in a cavity containing multiple two level atoms can effectively be described by the anisotropic Dicke model [27, 64, 65]. The paradigmatic Dicke model [66] and its variants exhibit a plethora of fascinating phenomena, which include various types of phase transitions, chaos and thermalization [60, 67–73]. In the present work, we consider nonequilibrium dynamics of two Josephson coupled cavities con-

taining many atoms described by a dimer of anisotropic Dicke model. The photon hopping between the cavities can be engineered [74, 75], as already demonstrated in the circuit QED experiments. In the presence of photon loss, this open Anisotropic Dicke Dimer (ADD) model exhibits a rich variety of dynamical phenomena as well as the formation of different nonequilibrium phases and transitions between them. In this letter, we focus on a new class of steady-state and oscillatory dynamics that lead to self-trapping phenomena of light even in the presence of photon loss, detectable from the photon number imbalance between the cavities. Self-trapping phenomena have attracted interest since their observation in cold atom systems [76–78], and have been explored both theoretically and experimentally in other systems also [79–86]. However, while such states typically have a finite lifetime in an open environment [71, 79, 87], the present model (ADD) displays self-trapping phenomena even in the presence of photon loss. Furthermore, we investigate the dissipative chaos in ADD and its physical consequences.

*Model and semiclassical analysis:* We consider two coupled cavities each containing  $N$  two level atoms interacting with single cavity modes (as shown in Fig.1(a)) which can be described by the Dicke dimer model with the following Hamiltonian,

$$\hat{\mathcal{H}} = -J \left( \hat{a}_L^\dagger \hat{a}_R + \hat{a}_R^\dagger \hat{a}_L \right) + \sum_{i=L,R} \left[ \omega \hat{a}_i^\dagger \hat{a}_i + \omega_0 \hat{S}_{zi} \right. \\ \left. + \frac{\lambda_-}{\sqrt{2S}} \left( \hat{a}_i^\dagger \hat{S}_{i-} + \hat{a}_i \hat{S}_{i+} \right) + \frac{\lambda_+}{\sqrt{2S}} \left( \hat{a}_i \hat{S}_{i-} + \hat{a}_i^\dagger \hat{S}_{i+} \right) \right] \quad (1)$$

where the site index  $i = L(R)$  represents left(right) cavity,  $\hat{a}_i$  annihilates photon mode with frequency  $\omega$ , and  $J$  is the hopping amplitude of the photons between the cavities. Each cavity contains  $N$  two level atoms with energy gap  $\omega_0$ , that are collectively represented by large spins  $\hat{S}_i$  with magnitude  $S = N/2$ , and  $\lambda_{\pm}$  are atom-photon cou-

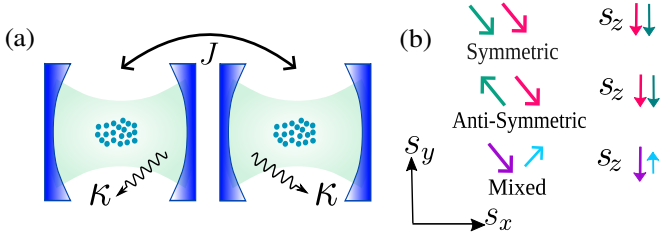


FIG. 1. (a) Schematic of the open anisotropic Dicke dimer. (b) Spin orientation representing different dynamical classes.

pling strengths of the anisotropic Dicke model (ADM), which has been extensively studied both classically and quantum mechanically [27–30].

For this system with  $S \gg 1$ , the scaled operators  $(\hat{x}_i + i\hat{p}_i)/\sqrt{2} = \hat{a}_i/\sqrt{S}$  and  $\hat{s}_i = \hat{S}_i/S$  become classical, as they satisfy,  $[\hat{x}_i, \hat{p}_j] = i/S$  and  $[\hat{s}_{ai}, \hat{s}_{bi}] = i\epsilon_{abc}\hat{s}_{ci}/S$ , where  $1/S$  plays the role of reduced Planck constant.

Realistically, photon loss from the cavities is inevitable, resulting in non-unitary time evolution of the density matrix (DM) of this open ADD model, which can be described by the Lindblad master equation [88],

$$\frac{d\hat{\rho}}{dt} = -i[\hat{H}, \hat{\rho}] + \sum_{i=L,R} \left( 2\hat{L}_i\hat{\rho}\hat{L}_i^\dagger - \{\hat{L}_i^\dagger\hat{L}_i, \hat{\rho}\} \right), \quad (2)$$

where the dissipators  $\hat{L}_i = \sqrt{\kappa}\hat{a}_i$  account for the photon decay with amplitude  $\kappa$ . The time evolution of the average value of any operator  $\hat{O}$  can be obtained using the relation  $\frac{d\langle\hat{O}\rangle}{dt} = \text{Tr}(\hat{O}\dot{\hat{\rho}})$ . Within the mean-field approximation, the expectation of the product of operators can be decomposed as  $\langle\hat{A}\hat{B}\rangle = \langle\hat{A}\rangle\langle\hat{B}\rangle$ , which is valid for  $S \rightarrow \infty$  [35, 51, 61]. Throughout the paper, we set  $\hbar, k_B = 1$  and scale the coupling strengths (time) by  $J$  ( $1/J$ ). The semiclassical dynamics of the scaled observables ( $S \gg 1$ ) is obtained from Eq.(2), which is described by following equations of motion(EOM),

$$\dot{\alpha}_i = -(\kappa + i\omega)\alpha_i - i(\lambda_-s_i^- + \lambda_+s_i^+) + iJ\alpha_{\bar{i}} \quad (3a)$$

$$\dot{s}_i^+ = i\omega_0s_i^+ - is_{zi}(\lambda_- \alpha_i^* + \lambda_+ \alpha_i) \quad (3b)$$

$$\dot{s}_{zi} = -\frac{i}{2}[\lambda_- (\alpha_i s_i^+ - \alpha_i^* s_i^-) + \lambda_+ (\alpha_i^* s_i^+ - \alpha_i s_i^-)] \quad (3c)$$

where  $\bar{i} \neq i$  and  $\alpha_i = x_i + ip_i$  with scaled photon number  $n_i = |\alpha_i|^2/2$ . For convenience, we define the dynamical variables by an array  $\mathcal{X}_i = \{Q_i, s_{zi}\}$ , with  $Q_i = \{x_i, p_i, s_{xi}, s_{yi}\}$ . The above EOM obey  $\mathbb{Z}_2$  parity symmetry corresponding to  $\{Q_L, Q_R\} \rightarrow \{-Q_L, -Q_R\}$  and  $s_{zi} \rightarrow s_{zi}$ . Additionally, the EOM remain invariant as the site indices are interchanged,  $L \leftrightarrow R$ , exhibiting exchange symmetry. Both the symmetries are relevant for characterizing different dynamical states.

To understand the overall dynamics and different nonequilibrium phases we analyze the steady states (fixed points)  $\mathcal{X}_i^*$  from the EOM and their stability, as discussed

in the supplementary material [89]. Introducing the dynamical variables,  $\mathcal{X}_\pm = \{\frac{Q_L \pm Q_R}{2}, \frac{s_{zL} \pm s_{zR}}{2}\}$  helps to classify the phase space dynamics in the following categories: *i) Symmetric*: as evident from the EOM (see Eq.(3)),  $\{Q_-, s_{z-}\} = 0$  remains as a fixed point, which can, in turn, impose a constraint and the dynamics is governed by the variables  $\mathcal{X}_+$  only, within a restricted phase space.

*ii) Anti-symmetric*: on the other hand, the fixed point  $\{Q_+, s_{z+}\} = 0$  confines the dynamics in a restricted subspace of dynamical variables  $\mathcal{X}_-$ .

Note that,  $s_{zL} = s_{zR}$  for both classes, however, the projection of spins in the  $x - y$  plane remains parallel (anti-parallel) for symmetric (anti-symmetric) class, as depicted in Fig.1(b) [90].

*iii) Mixed*: generally, dynamics may not be restricted to symmetric or anti-symmetric classes only, especially when the corresponding fixed points become unstable, resulting in their mixing.

Next, we investigate the steady states characterized by the above mentioned dynamical classes and their stability. Interestingly, the EOM corresponding to the symmetric and anti-symmetric classes reduce to that of a single ADM with effective photon frequency  $\omega_\mp = \omega \mp J$  respectively, however, their stability can be quite different as the fluctuations are not restricted to any particular symmetry class. First, we identify two stable nor-

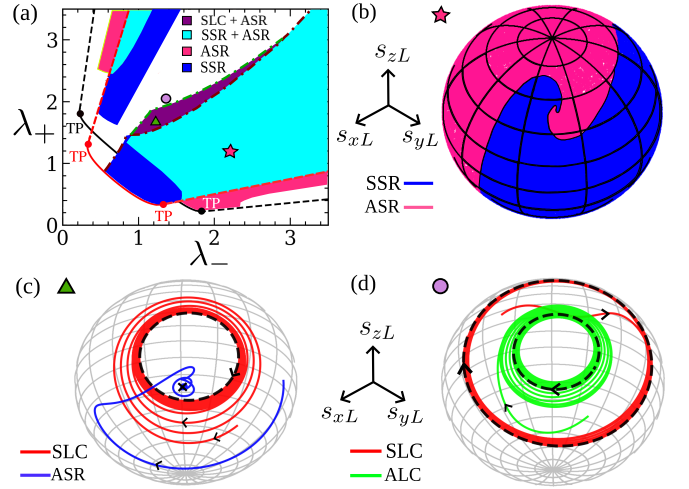


FIG. 2. *Symmetric and anti-symmetric superradiant phases and limit cycles*: (a) Phase diagram of stability regions of SSR (blue), ASR (pink) phases and their bistability (cyan) (see the text for details). (b) Basin of attraction of SSR (blue) and ASR (pink) phases on the Bloch sphere of one cavity (left) at  $\lambda_- = 2.2, \lambda_+ = 1.2$  (magenta star in (a)). The basin of attraction on the left spin space is obtained by fixing the other degrees to particular values. The spin dynamics depicting the coexistence of (c) ASR and SLC at  $\lambda_- = 1.2, \lambda_+ = 1.64$  (green triangle) and (d) both limit cycles SLC, ALC for  $\lambda_- = 1.4, \lambda_+ = 2.0$  (violet circle). All energies (time) are measured by  $J(1/J)$ . We set  $\hbar, k_B = 1$  and  $\omega = 2.7, \omega_0 = 0.9, \kappa = 0.9$  for all figures.

mal phases ( $\text{NP}_{\downarrow\downarrow}, \text{NP}_{\uparrow\uparrow}$ ) with zero photon number and the spin polarization  $s_{z\pm}^* = \mp 1$  respectively. By changing the coupling strength, the normal phase  $\text{NP}_{\downarrow\downarrow}$  undergoes a transition to parity symmetry broken superradiant phase with nonzero photon number. In contrast to the single ADM, in this case, both the symmetric (SSR) and anti-symmetric (ASR) superradiant phases emerge from  $\text{NP}_{\downarrow\downarrow}$ , each belonging to the respective dynamical class. The formation of stable SR phases and their transitions in the parameter space are summarized in the phase diagram, given in Fig.2(a). The nature of the SR transition changes from pitchfork to saddle node bifurcation depending on the parameter regime, as depicted by solid and dashed lines in Fig.2(a) respectively. This scenario of nonequilibrium transition can be captured analytically from an effective Landau-Ginzburg potential  $\mathcal{F}(m) = \frac{a}{2}m^2 + \frac{b}{4}m^4 + \frac{c}{6}m^6$ , with the order parameter  $m^2 = 1 + s_{z\pm}$  [89]. For  $b > 0$ , the continuous transition (pitchfork) changes to a first-order transition (saddle-node) at the tricritical point (TP) with  $a, b = 0$  [89].

Interestingly, both the SSR and ASR phases can coexist in a large region of the phase diagram, describing bistability (Fig.2(a)). However, their basins of attraction do not overlap, as shown on the Bloch sphere of the spin space in Fig.2(b), guiding the appropriate choice of initial conditions for the detection of the respective phases.

At the upper boundary of the bistable regime (dashed line in the phase diagram in Fig.2(a)), the SSR phase becomes unstable and undergoes a Hopf bifurcation, giving rise to a pair of limit cycles belonging to the symmetric dynamical class (SLC), around two unstable branches of SSR phase. Further increasing  $\lambda_+$ , the ASR phase also becomes unstable and undergoes a similar Hopf bifurcation, giving rise to another pair of anti-symmetric LC (ALC). Interestingly, the SLC can coexist with either the ASR phase or the ALC in different parameter regions, giving rise to fascinating bistability. In these regions, trajectories converge to different attractors depending on initial conditions, as shown by the spin dynamics on the Bloch sphere (Fig.2(c,d)). Eventually, these limit cycles become unstable, leading to the quasi-periodic motion and chaos.

*Self-trapping phenomenon:* To this end, we focus on another type of mixed class of dynamics, which breaks the exchange symmetry between two cavities, leading to a fascinating self-trapping phenomenon of photons. In the self-trapped (ST) state, the photon population in one of the cavities is larger, resulting in a non-vanishing photon number imbalance  $Z_p = \frac{n_L - n_R}{n_L + n_R}$  and unequal spin polarization  $|s_{zL}^*| \neq |s_{zR}^*|$ . The signature of the stable ST state can be detected from the dynamics of the population imbalance  $Z_p$ , which saturates to a non-vanishing value (see Fig.3(b1)). The nature of the transition leading to the ST state and its regime of stability are summarized in Fig.3(a). To investigate the formation of ST

steady state, we find that it stems from either of the unstable normal phases  $\text{NP}_{\uparrow\downarrow}$  or  $\text{NP}_{\downarrow\uparrow}$  with  $|s_{z\pm}^*| = 1$  and  $s_{z\pm}^* = 0$ . Similar to the superradiant transition, the ST state originates from the aforementioned normal phase through a pitchfork bifurcation (continuous transition) along a critical line (solid blue line in Fig.3(a)), which eventually changes its nature to a saddle-node bifurcation (dashed blue line in Fig.3(a)), above a tricritical point. The phase boundary and the nature of transitions to the ST state can also be understood by constructing an effective LG potential  $\mathcal{F}(m)$ , where  $m^2 = 1 - s_{z\pm}$  serves as an order parameter (see [89] for details). We emphasize that the stable ST phase originates only from the saddle-node bifurcation and exists in a specific region of the phase diagram, as shown in Fig.3(a). Another type of ST state originating from the unstable SR phase, always remains unstable, which is omitted from our discussion.

Interestingly, within a large region of the phase diagram shown in Fig.3(a), stable ST state coexists with both the stable superradiant phases SSR and ASR, as well as with stable normal phase  $\text{NP}_{\uparrow\uparrow}$ , leading to an intriguing multistability of nonequilibrium phases. For such coexisting fixed points, the different phases can be probed dynamically depending on the initial conditions, as shown in Fig.3(d). The different fixed points in this multistable region have a non-overlapping basin of attraction [89], which guides the choice of the initial state suitably to observe the self-trapping phenomenon.

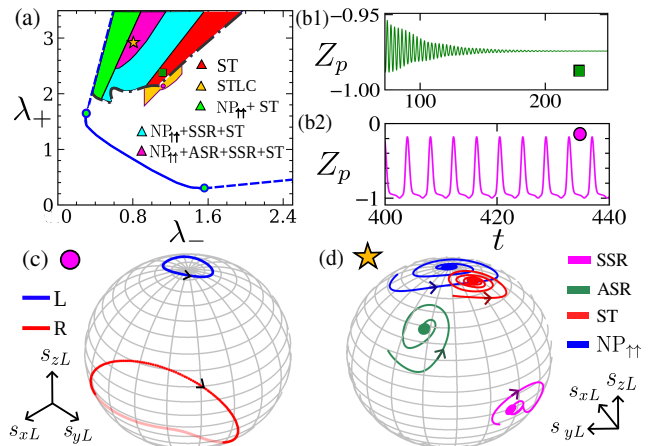


FIG. 3. *Self-trapping phenomenon:* (a) Stability regions of steady states (see the text for details). The solid (dashed) blue line indicates the critical line for the unstable (stable) ST state. The stable ST state is bounded by the Dashed dotted black line. Dynamics of the photon imbalance  $Z_p$  of (b1) ST state at  $\lambda_- = 1.15, \lambda_+ = 2.4$  (green square in (a)) and (b2) the STLC for  $\lambda_- = 1.15, \lambda_+ = 2.12$  (magenta circle in (a)). (c) Shape of the STLC (on the Bloch sphere) in the left (blue) and right (red) cavities at the parameter same as panel (b2). (d) Spin Dynamics reaching different steady states based on initial conditions in the multistability regime at  $\lambda_- = 0.8, \lambda_+ = 2.9$  (orange star in (a)).

Apart from the ST fixed point, we also identify a unique oscillatory dynamics leading to the self-trapping phenomenon, which we dub as *self-trapped limit cycle* (STLC). Such a limit cycle exists within a narrow region close to the boundary of the ST state (see Fig.3(a)), which is typically observed by initializing the dynamics close to the unstable normal phase  $NP_{\uparrow\downarrow}$ . As seen from Fig.3(c), the spin dynamics corresponding to the self-trapped limit cycle leads to the formation of two distinctly different contours on the Bloch sphere of two cavities exhibiting the exchange symmetry breaking. Furthermore, the self-trapping phenomenon corresponding to STLC is evident from the dynamics of photon imbalance  $Z_p$ , which shows periodic oscillation with non-vanishing average value (see Fig.3(b2)).

*Chaotic dynamics* : In addition to the various steady states and limit cycles, the ADD model also exhibits dissipative chaos in a narrow region of the phase diagram (see Fig4(a)). Due to the instability of the fixed points, the region of regular dynamics shrinks significantly, which leads to the onset of chaos. The chaos stems from the instability of the symmetric limit cycles (SLC), leading to the chaotic motion of spins revolving around two pairs of unstable SSR fixed points (see Fig.4(c)), resembling the behavior of the Lorentz system [91, 92].

We identify the chaotic region (depicted in Fig.4(a)) from positive average Lyapunov exponent (LE)  $\bar{\Lambda}$  computed for an ensemble of phase space points [93, 94]. Furthermore, we study the decorrelator [95–100] dynamics of spin  $D(i, t) = 1 - \langle \mathbf{s}_i^a \cdot \mathbf{s}_i^b \rangle$ , where the initial configurations  $a, b$  differ by a small perturbation,  $\mathbf{s}^b = \mathbf{s}^a + \delta\mathbf{s}$ , and the averaging is performed over the initial states. In

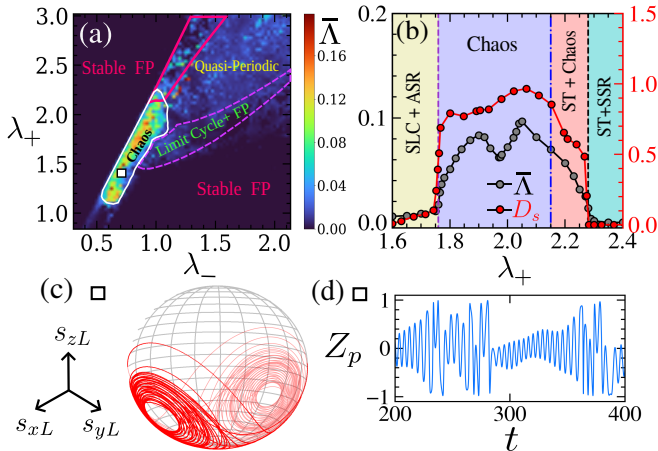


FIG. 4. *Dissipative Chaos*: (a) Average Lyapunov exponent  $\bar{\Lambda}$  on the phase diagram as a color scale. (b) Average Lyapunov exponent (left axis) and the saturation value of Decorrelator  $D_s$  (right axis) as a function of  $\lambda_+$  for  $\lambda_- = 1.0$ , exhibiting different dynamical regimes. Chaotic dynamics of (c) the spin in one cavity over Bloch sphere and (d) the photon imbalance  $Z_p$  at the interaction strengths  $\lambda_- = 0.7, \lambda_+ = 1.4$ .

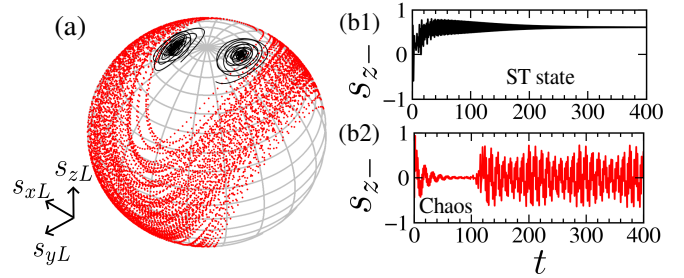


FIG. 5. *Coexistence of chaos and self-trapped state*: (a) Trajectories on the Bloch sphere converging to the two branches of ST state (black) corresponding to the parity symmetry and chaotic attractor (red). Dynamics of  $s_{z-}$  for (b1) of ST state and (b2) chaotic regime. We set  $\lambda_- = 1.0$  and  $\lambda_+ = 2.25$  from the region marked in Fig.4(b).

the chaotic regime, the decorrelator initially grows and finally saturates below unity, whereas it remains vanishingly small for regular phase space dynamics [89]. As evident from Fig.4(b) the saturation value of the decorrelator  $D_s$  serves as an alternate measure to quantify overall chaoticity, which can efficiently identify the chaotic region in parameter space. Fig.4(a) depicts the gradual transition of the chaotic region into quasi-periodic motion, characterized by a peaked distribution of frequencies and a small value of Lyapunov Exponent (LE) [89].

In the current scenario of dissipative chaos, the attractor occupies a finite region of phase space. In consequence, the ST steady states can coexist with chaos, as shown over the Bloch sphere in Fig.5(a). This remarkable coexistence phenomena can be probed dynamically, as the trajectory starting close to the zero photon number and  $s_{xL} = \pm 1, s_{zR} = 1$  converges to the ST state, while chaotic dynamics can be observed for initial  $N_{\downarrow\downarrow}$  state (compared in Fig.5(b1,b2)). Note that, the degree of chaos and self-trapping phenomenon can also depend on the detuning  $\delta = \omega - \omega_0$  [89].

*Discussion*: The anisotropic Dicke dimer with photon loss displays diverse dynamical phenomena, such as the multistability of nonequilibrium phases, limit cycles, onset of chaos, and quasi-periodic motion. Notably, we have identified steady states as well as a new type of limit cycle leading to the self-trapping phenomenon, offering the possibility of observing a unique photonic time crystal. The saturation value of the decorrelator can serve as an alternate measure for chaoticity. The impact of quantum fluctuations on the dynamical phases deserves further investigation, which may induce a dynamical transition between the coexisting phases. The presence of a chaotic attractor may facilitate chaos-assisted tunnelling between the self-trapped states, opening avenues for exploring the quantum signature of dissipative chaos.

In conclusion, this atom-photon dimer system offers a platform to study a wide range of intriguing dynamical phenomena, including multistability, photon self-

trapping, and dissipative chaos, relevant to experimental setups in cavity and circuit QED with potential applications in quantum technology.

We thank Sudip Sinha for comments and fruitful discussions. D.M. acknowledges support from Prime Minister Research Fellowship (PMRF).

- 
- [1] A. Polkovnikov, K. Sengupta, A. Silva, and M. Venugatallore, *Rev. Mod. Phys.* **83**, 863 (2011).
- [2] J. Eisert, M. Friesdorf, and C. Gogolin, *Nat. Phys.* **11**, 124 (2015).
- [3] R. Vasseur and J. E. Moore, *J. Stat. Mech.* (2016) 064010.
- [4] R. Nandkishore and D. A. Huse, *Annu. Rev. Condens. Matter Phys.* **6**, 15–38 (2015).
- [5] I. Bloch, J. Dalibard, and W. Zwerger, *Rev. Mod. Phys.* **80**, 885 (2008).
- [6] I. Bloch, J. Dalibard and S. Nascimbéne, *Nature Phys* **8**, 267–276 (2012).
- [7] C. Gross and I. Bloch, *Science* **357**, 995 (2017).
- [8] J. M. Raimond, M. Brune, and S. Haroche, *Rev. Mod. Phys.* **73**, 565 (2001).
- [9] I. Carusotto and C. Ciuti, *Rev. Mod. Phys.* **85**, 299 (2013).
- [10] F. Mivehvar, F. Piazza, T. Donner, H. Ritsch, *Adv. Phys.* **70**, 1–153 (2021).
- [11] H. Ritsch, P. Domokos, F. Brennecke, and T. Esslinger, *Rev. Mod. Phys.* **85**, 553 (2013).
- [12] M. Müller, S. Diehl, G. Pupillo, and P. Zoller, *Adv. At. Mol. Opt. Phys.* **61**, 1 (2012).
- [13] A. Blais, A. L. Grimsmo, S. M. Girvin, and A. Wallraff, *Rev. Mod. Phys.* **93**, 025005 (2021).
- [14] A. Houck, H. Türeci and J. Koch, *Nature Phys* **8**, 292–299 (2012).
- [15] S. Schmidt and G. Blatter, *Phys. Rev. Lett.* **103**, 086403 (2009).
- [16] J. Koch and K. Le Hur, *Phys. Rev. A* **80**, 023811 (2009).
- [17] M. Knap, E. Arrighoni, and W. v.d. Linden, *Phys. Rev. B* **82**, 045126 (2010).
- [18] L. Guo, S. Greschner, S. Zhu, and W. Zhang, *Phys. Rev. A* **100**, 033614 (2019).
- [19] D. Rossini and R. Fazio, *Phys. Rev. Lett.* **99**, 186401 (2007).
- [20] L. D’Alessio, Y. Kafri, A. Polkovnikov, and M. Rigol, *Adv. Phys.* **65**, 239 (2016).
- [21] F. Damanet, E. Mascarenhas, D. Pekker, and A. J. Daley, *Phys. Rev. Lett.* **123**, 180402 (2019).
- [22] P.M. Harrington, E.J. Mueller, and K.W. Murch, *Nat Rev Phys* **4**, 660–671 (2022).
- [23] R. Lin, R. Rosa-Medina, F. Ferri, F. Finger, K. Kroeger, T. Donner, T. Esslinger, and R. Chitra, *Phys. Rev. Lett.* **128**, 153601 (2022).
- [24] H. Weimer, A. Kshetrimayum, and R. Orús, *Rev. Mod. Phys.* **93**, 015008 (2021).
- [25] F. Damanet, A. J. Daley, and J. Keeling, *Phys. Rev. A* **99**, 033845 (2019).
- [26] J. Klinder, H. Keßler, M. Wolke, L. Mathey, and A. Hemmerich, *Proc. Natl. Acad. Sci. U.S.A.* **112**, 3290 (2015).
- [27] K. C. Stitely, A. Giraldo, B. Krauskopf, and S. Parkins, *Phys. Rev. Research* **2**, 033131 (2020).
- [28] K. C. Stitely, A. Giraldo, B. Krauskopf, and S. Parkins, *Phys. Rev. Research* **4**, 023101 (2022).
- [29] K. C. Stitely, S. J. Masson, A. Giraldo, B. Krauskopf, and S. Parkins, *Phys. Rev. A* **102**, 063702 (2020).
- [30] S. Ray, A. Vardi, and D. Cohen, *Phys. Rev. Lett.* **128**, 130604 (2022).
- [31] K. C. Stitely, F. Finger, R. Rosa-Medina, F. Ferri, T. Donner, T. Esslinger, S. Parkins, and B. Krauskopf, *Phys. Rev. Lett.* **131**, 143604 (2023).
- [32] J. Li, R. Fazio, and S. Chesi, *New J. Phys.* **24**, 083039 (2022).
- [33] W. Kopylov, M. Radonjić, T. Brandes, A. Balaž, and A. Pelster, *Phys. Rev. A* **92**, 063832 (2015).
- [34] H. J. Carmichael, *Phys. Rev. X* **5**, 031028 (2015).
- [35] C. J. Zhu, L. L. Ping, Y. P. Yang, and G. S. Agarwal, *Phys. Rev. Lett.* **124**, 073602 (2020).
- [36] A. Le Boité, G. Orso, and C. Ciuti, *Phys. Rev. Lett.* **110**, 233601 (2013).
- [37] S. Diehl, A. Tomadin, A. Micheli, R. Fazio, and P. Zoller, *Phys. Rev. Lett.* **105**, 015702 (2010).
- [38] M. Fitzpatrick, N. M. Sundaresan, A. C. Y. Li, J. Koch and A. A. Houck, *Phys. Rev. X* **7**, 011016 (2017).
- [39] W. Casteels, R. Fazio, and C. Ciuti, *Phys. Rev. A* **95**, 012128 (2017).
- [40] M. H. Kalthoff, D. M. Kennes, A. J. Millis, and M. A. Sentef, *Phys. Rev. Research* **4**, 023115 (2022).
- [41] J. Léonard, A. Morales, P. Zupancic, T. Esslinger, and T. Donner, *Nature (London)* **543**, 87 (2017).
- [42] J. Léonard, A. Morales, P. Zupancic, T. Donner, and T. Esslinger, *Science* **358**, 1415 (2017).
- [43] J.A. Muniz, D. Barberena, R.J. Lewis-Swan, D. J. Young, J. R. K. Cline, A. M. Rey, *Nature* **580**, 602–607 (2020).
- [44] D.J. Young, A. Chu, E.Y. Song, D. Barberena, D. Wellnitz, Z. Niu, V. M. Schäfer, R. J. Lewis-Swan, A. M. Rey and J. K. Thompson, *Nature* **625**, 679–684 (2024).
- [45] F. Letscher, O. Thomas, T. Niederprüm, M. Fleischhauer, and H. Ott, *Phys. Rev. X* **7**, 021020 (2017).
- [46] D. Ding, Z. Bai, Z. Liu, B. Shi, G. Guo, W. Li, and C. S. Adams, *Sci. Adv.* **10**, ead15893 (2024).
- [47] P. Kongkhambut, J. Skulte1, L. Mathey, J. G. Cosme, A. Hemmerich, H. Keßler, *Science* **377**, 670–673 (2022).
- [48] L. B. Arosh, M. C. Cross, and R. Lifshitz, *Phys. Rev. Research* **3**, 013130 (2021).
- [49] Berislav Buča, Cameron Booker, Dieter Jaksch, *SciPost Phys.* **12**, 097 (2022).
- [50] H. Keßler, J. G. Cosme, M. Hemmerling, L. Mathey, and A. Hemmerich, *Phys. Rev. A* **99**, 053605 (2019).
- [51] L. da Silva Souza, L. F. dos Prazeres, and F. Iemini, *Phys. Rev. Lett.* **130**, 180401 (2023).
- [52] R. Grobe, F. Haake, and Hans-Jürgen Sommers, *Phys. Rev. Lett.* **61**, 1899 (1988).
- [53] G. G. Carlo, G. Benenti, and D. L. Shepelyansky, *Phys. Rev. Lett.* **95**, 164101 (2005).
- [54] G. G. Carlo, G. Benenti, G. Casati, and D. L. Shepelyansky, *Phys. Rev. Lett.* **94**, 164101 (2005).
- [55] S. Denisov, T. Lapyteva, W. Tarnowski, D. Chruściński, and K. Życzkowski, *Phys. Rev. Lett.* **123**, 140403 (2019).
- [56] L. Sá, P. Ribeiro, and T. Prosen, *Phys. Rev. X* **10**, 021019 (2020).
- [57] D. Dahan, G. Arwas, and E. Grosfeld, *npj Quantum Inf*

- 8, 14 (2022).
- [58] D. Mondal, K. Sengupta, S. Sinha, [arXiv:2310.12779](https://arxiv.org/abs/2310.12779) (2023).
- [59] F. Ferrari, L. Gravina, D. Eeltink, P. Scarlino, V. Savona, F. Minganti, [arXiv:2305.15479](https://arxiv.org/abs/2305.15479).
- [60] C. Emary and T. Brandes, *Phys. Rev. Lett.* **90**, 044101 (2003);
- [61] S. Sinha, S. Ray and S. Sinha, *J. Phys.: Condens. Matter* **36** 163001 (2024).
- [62] T. Dittrich, R. Graham, *Europhys. Lett.* **7**(4): 287 (1988).
- [63] A. R. Kolovsky, *Phys. Rev. E* **106**, 014209 (2022).
- [64] Z. Zhiqiang, C. H. Lee, R. Kumar, K. J. Arnold, S. J. Masson, A. S. Parkins, and M. D. Barrett, *Optica* **4**, 424 (2017).
- [65] P. Nataf, A. Baksic, and C. Ciuti, *Phys. Rev. A* **86**, 013832 (2012); A. Baksic and C. Ciuti, *Phys. Rev. Lett.* **112**, 173601 (2014).
- [66] R. H. Dicke, *Physical Review*. **93** (1): 99–110 (1954).
- [67] A. Altland and F. Haake, *Phys. Rev. Lett.* **108**, 073601 (2012); *New J. Phys.* **14**, 073011 (2012).
- [68] D. Villaseñor, S. Pilatowsky-Cameo, M. A. Bastarrachea-Magnani, S. Lerma-Hernández, L. F. Santos, and J. G. Hirsch, *Entropy* **25**, 8 (2022).
- [69] R.J. Lewis-Swan, A. Safavi-Naini, J. J. Bollinger and A. M. Rey, *Nat Commun* **10**, 1581 (2019).
- [70] S. Pilatowsky-Cameo, D. Villaseñor, M. A. Bastarrachea-Magnani, S. Lerma-Hernández, L. F. Santos and J. G. Hirsch, *Nat Commun* **12**, 852 (2021).
- [71] S. Sinha and S. Sinha, *Phys. Rev. Lett.* **125**, 134101 (2020).
- [72] F. Mivehvar, *Phys. Rev. Lett.* **132**, 073602 (2024).
- [73] E. I. R. Chiacchio, A. Nunnenkamp, and M. Brunelli, *Phys. Rev. Lett.* **131**, 113602 (2023).
- [74] M. Hartmann, F. G. S. L. Brandão and M. B. Plenio, *Nature Phys* **2**, 849–855 (2006).
- [75] M. Kounalakis, C. Dickel, A. Bruno, N. Langford, and G. Steele, *npj Quantum Inf.* **4**, 38 (2018).
- [76] M. Albiez, R. Gati, J. Fölling, S. Hunsmann, M. Cristiani, and M. K. Oberthaler, *Phys. Rev. Lett.* **95**, 010402 (2005); Th. Anker, M. Albiez, R. Gati, S. Hunsmann, B. Eiermann, A. Trombettoni, and M. K. Oberthaler, *Phys. Rev. Lett.* **94**, 020403 (2005).
- [77] T. Zibold, E. Nicklas, C. Gross, and M. K. Oberthaler, *Phys. Rev. Lett.* **105**, 204101 (2010).
- [78] S. Levy, E. Lahoud, I. Shomroni, J. Steinhauer, *Nature* **449**, 579–583 (2007).
- [79] M. Abbarchi, A. Amo, V. G. Sala, D. D. Solnyshkov, H. Flayac, L. Ferrier, I. Sagnes, E. Galopin, A. Lemaître, G. Malpuech, and J. Bloch, *Nat. Phys.* **9**, 275 (2013).
- [80] J. Raftery, D. Sadri, S. Schmidt, H. E. Türeci, and A. A. Houck, *Phys. Rev. X* **4**, 031043 (2014).
- [81] A. Smerzi, S. Fantoni, S. Giovanazzi, and S. R. Shenoy, *Phys. Rev. Lett.* **79**, 4950 (1997).
- [82] S. Raghavan, A. Smerzi, S. Fantoni, and S. R. Shenoy, *Phys. Rev. A* **59**, 620 (1999).
- [83] S. Wüster, Beata J. Dąbrowska-Wüster, and M. J. Davis, *Phys. Rev. Lett.* **109**, 080401 (2012).
- [84] S. Schmidt, D. Gerace, A. A. Houck, G. Blatter, and H. E. Türeci, *Phys. Rev. B* **82**, 100507(R) (2010).
- [85] G. Vivek, Debabrata Mondal, and S. Sinha, *Phys. Rev. E* **108**, 054116 (2023).
- [86] T. Ray, M. Kulkarni, [arXiv:2404.13653](https://arxiv.org/abs/2404.13653) (2024).
- [87] I. Marino, S. Raghavan, S. Fantoni, S. R. Shenoy and A. Smerzi, *Phys. Rev. A* **60** 487 (1999).
- [88] H. P. Breuer and F. Petruccione, *The Theory of Open Quantum Systems* (Oxford University Press, Oxford, 2007).
- [89] See the Supplementary material for the details of the LG potentials, multistability, onset of chaos and effect of detuning in the present model.
- [90] Both the symmetric and anti-symmetric classes satisfy the condition  $s_{zL} = s_{zR}$  as a consequence of the exchange and parity symmetries.
- [91] Lorenz, E. N. (1963). Deterministic Nonperiodic Flow. *Journal of the Atmospheric Sciences*, **20** (2), 130-141.
- [92] S. H. Strogatz, *Nonlinear Dynamics and Chaos* (Westview Press, Boulder, CO, 2007).
- [93] A. J. Lichtenberg and M. A. Leiberman, *Regular and chaotic dynamics*, (Springer-Verlag, 1992).
- [94] J. Chávez-Carlos, M. A. Bastarrachea-Magnani, S. Lerma-Hernández, and J. G. Hirsch, *Phys. Rev. E* **94**, 022209 (2016).
- [95] A. Das, S. Chakrabarty, A. Dhar, A. Kundu, D. A. Huse, R. Moessner, S. Sankar Ray, and S. Bhattacharjee, *Phys. Rev. Lett.* **121**, 024101 (2018).
- [96] V. Khemani, D. A. Huse, and A. Nahum, *Phys. Rev. B* **98**, 144304 (2018).
- [97] T. Bilitewski, S. Bhattacharjee, and R. Moessner, *Phys. Rev. B* **103**, 174302 (2021).
- [98] S. Ruidas and S. Banerjee, *SciPost Phys.* **11**, 087 (2021).
- [99] A. K. Chatterjee, A. Kundu, and M. Kulkarni, *Phys. Rev. E* **102**, 052103 (2020).
- [100] A. Deger, S. Roy, and A. Lazarides, *Phys. Rev. Lett.* **129**, 160601 (2022).

**SUPPLEMENTARY MATERIAL:**  
**Self-trapping phenomenon, multistability and chaos in open anisotropic Dicke dimer**

**STEADY STATES AND THEIR STABILITY ANALYSIS**

We obtain the fixed points  $\mathbf{X}^*$  representing the steady states from the equations of motion (given in Eq.(3) of the main text) by setting  $\dot{\mathbf{X}} = 0$ . To investigate the stability of the different phases of the open anisotropic Dicke dimer (ADD), we perform a linear stability analysis of the equations of motion around the fixed points representing the steady states. We consider fluctuation in the dynamical variables around the FPs, namely,  $\mathbf{X}(t) = \mathbf{X}^* + \delta\mathbf{X}(t)$ , where  $\delta\mathbf{X}(t) = \delta\mathbf{X}e^{i\omega_s t}$ . In the dissipative system,  $\omega_s$  can be complex and the stability of a steady state is ensured by the condition  $\text{Re}(\omega_s) < 0$ . By following this procedure, we have obtained the stability regimes of the various phases in the parameter space, as given in the phase diagram (see the main text for details).

**EFFECTIVE LANDAU-GINZBURG POTENTIAL**

In this section, we discuss the dissipative transitions between the normal to superradiant phase and the formation of self-trapped states in the framework of effective Landau-Ginzburg (LG) theory, which can also capture the nature of their transitions. From the EOM (see Eq.(3) of the main text) the steady states with finite photon number (with  $x_i, p_i \neq 0$ ) correspond to the condition of vanishing determinant,

$$\begin{vmatrix} \Omega_{L+} & \kappa\omega_0 & -J\omega_0 & 0 \\ -\kappa\omega_0 & \Omega_{L-} & 0 & -J\omega_0 \\ -J\omega_0 & 0 & \Omega_{R+} & \kappa\omega_0 \\ 0 & -J\omega_0 & -\kappa\omega_0 & \Omega_{R-} \end{vmatrix} = 0,$$

where,  $\Omega_{i\pm} = \omega\omega_0 + (\lambda_- \pm \lambda_+)^2 s_{zi}$ . In terms of the variables  $s_{z\pm} = (s_{zL} \pm s_{zR})/2$ , the above determinant reduces to the algebraic equation,

$$A_1 s_{z+}^4 + A_2 s_{z-}^4 + A_3 s_{z+}^3 + A_4 s_{z+}^2 + A_5 s_{z-}^2 + A_6 s_{z+} + A_7 s_{z+}^2 s_{z-}^2 + A_8 s_{z-}^2 s_{z+} + A_9 = 0, \quad (1)$$

where the coefficients are given by,

$$A_1 = A_2 = (\lambda_-^2 - \lambda_+^2)^4; \quad A_3 = 4\omega\omega_0(\lambda_-^2 - \lambda_+^2)^2(\lambda_-^2 + \lambda_+^2) \quad (2a)$$

$$A_4 = 2\omega_0^2(\omega^2 + \kappa^2)(\lambda_-^2 - \lambda_+^2)^2 + 4\omega^2\omega_0^2(\lambda_-^2 + \lambda_+^2)^2 - 2J^2\omega_0^2(\lambda_-^4 + 6\lambda_-^2\lambda_+^2 + \lambda_+^4) \quad (2b)$$

$$A_5 = 2\omega_0^2(\omega^2 + \kappa^2)(\lambda_-^2 - \lambda_+^2)^2 - 4\omega^2\omega_0^2(\lambda_-^2 + \lambda_+^2)^2 + 2J^2\omega_0^2(\lambda_-^4 + 6\lambda_-^2\lambda_+^2 + \lambda_+^4) \quad (2c)$$

$$A_6 = 4\omega\omega_0^3(\lambda_-^2 + \lambda_+^2)(\kappa^2 + \omega^2 - J^2); \quad A_7 = -2(\lambda_-^2 - \lambda_+^2)^4; \quad A_8 = -4\omega\omega_0(\lambda_-^2 - \lambda_+^2)^2(\lambda_-^2 + \lambda_+^2) \quad (2d)$$

$$A_9 = \omega_0^4[J^4 + (\kappa^2 + \omega^2)^2 + 2J^2(\kappa^2 - \omega^2)]. \quad (2e)$$

Although from the dynamical point of view, the transitions correspond to the bifurcation of the fixed points, below we show how they can also be understood from an effective LG framework even in the presence of dissipation. The condition given in Eq.(1) corresponds to the minima of the LG potential describing the symmetry broken phases.

**Superradiant transition**

As mentioned in the main text, the superradiant phases SSR and ASR belonging to the symmetric and anti-symmetric classes ( $s_{z-} = 0$ ), originate through the bifurcation of the normal phase  $\text{NP}_{\downarrow\downarrow}$ . The normal phase is characterized by zero photon number and  $s_{zi} = -1$  and after the transition, superradiant phase arises with non-vanishing photon number and  $|s_{zi}| < 1$ , due to which the spin polarization can serve as an effective order parameter to capture the superradiant transition. Such non-equilibrium transition and its nature can be described by using an effective Landau-Ginzburg potential  $\mathcal{F}(m) = \frac{a}{2}m^2 + \frac{b}{4}m^4 + \frac{c}{6}m^6$  with the coefficients,

$$a = (\lambda_-^2 - \lambda_+^2)^2 - 2\tilde{\omega}\omega_0(\lambda_-^2 + \lambda_+^2) + \omega_0^2(\tilde{\omega}^2 + \kappa^2), \quad (3a)$$

$$b = 2\tilde{\omega}\omega_0(\lambda_-^2 + \lambda_+^2) - 2(\lambda_-^2 - \lambda_+^2)^2 \quad (3b)$$

$$c = (\lambda_-^2 - \lambda_+^2)^2, \quad (3c)$$

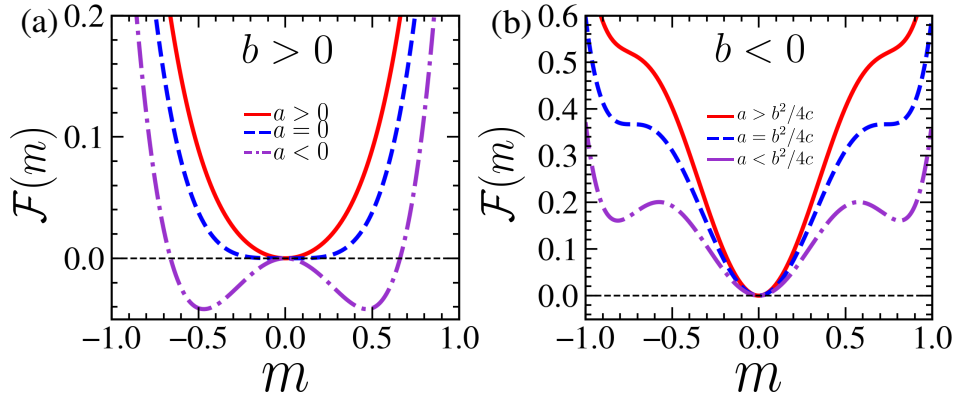


FIG. 1. *Effective Landau-Ginzburg potential describing the superradiant transition*: Nature of the potential for (a) the second order and (b) first order like transition between normal phase  $\text{NP}_{\downarrow\downarrow}$  and superradiant phase in the different parameter regimes. The interaction strengths  $\lambda_{\pm}$  are measured in the units of hopping amplitude  $J$ . We set  $\hbar, k_B = 1$  and  $\omega = 2.7, \omega_0 = 0.9, \kappa = 0.9$  for all figures.

where the order parameter can be defined as  $m^2 = 1 + s_{z+}$  and  $\tilde{\omega} = \omega \mp J$  corresponding to the symmetric and anti-symmetric classes respectively. The minima of this LG potential describing the superradiant phases satisfies the Eq.(1).

In the parameter regime characterized by  $b > 0$ , the potential  $\mathcal{F}(m)$  changes its nature from a single well to a double well at the critical point  $a = 0$  (see Fig.1(a)), indicating a continuous transition. On the other hand, for  $b < 0$ , the nature of the potential changes and a new local minima arises, which finally gives rise to the first order like transition at  $a = b^2/(4c)$ , due to which the superradiant phase appears with the jump in the photon number. From the point of view of the nonlinear dynamics, this scenario corresponds to a saddle-node bifurcation as discussed in the main text and the change in the nature of the transition at  $a = b = 0$  serves as a tricritical point in the thermodynamic sense. Note that, this formalism only captures the transition and its nature, however, the stability of the phases can be analyzed from the propagation of small amplitude fluctuation.

### Dissipative transition of the self-trapped state

The open ADD model exhibits self-trapping phenomenon due to the breaking of exchange symmetry between the two cavities. We numerically find that the self-trapped (ST) states mainly arise from unstable normal phases  $\text{NP}_{\uparrow\downarrow}$  or

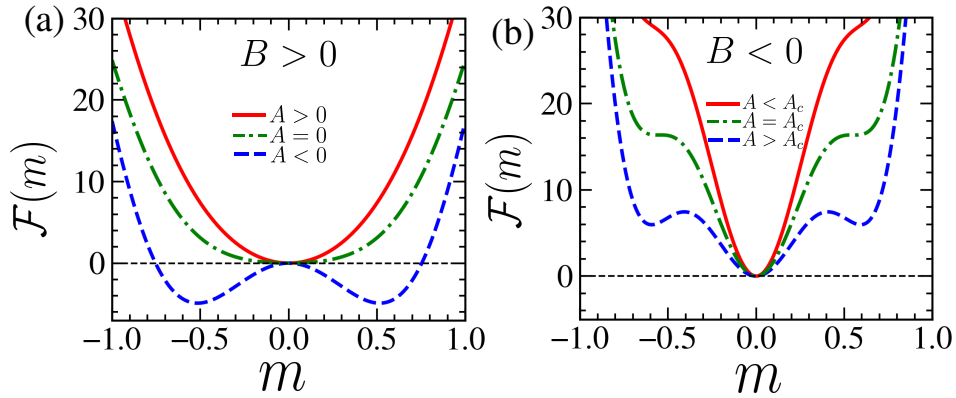


FIG. 2. *Effective Landau-Ginzburg potential describing ST transition*: Nature of the potential across (a) the continuous and (b) first order like transition to self-trapped state for different parameter regimes.

$\text{NP}_{\uparrow\downarrow}$  with  $s_{zL} = -s_{zR} = \pm 1$ , as discussed in the main text. The nature of the nonequilibrium transition that gives



rise to this ST state can be understood from the following effective LG potential,

$$\mathcal{F}(m) = A\frac{m^2}{2} + B\frac{m^4}{4} + C\frac{m^6}{6} - D\frac{m^8}{2} + D\frac{m^{10}}{10}, \quad (4)$$

where one of the order parameters can be defined as  $m^2 = 1 - s_{z-}$  which takes a non-vanishing value at the ST state. The coefficients can be written in terms of the components  $A_j$  (see Eq.(2)) and are given by,

$$A = A_1 s_{z+}^4 + A_3 s_{z+}^3 + (A_4 + A_7) s_{z+}^2 + (A_8 + A_6) s_{z+} + A_2 + A_5 + A_9 \quad (5a)$$

$$B = -(4A_2 + 2A_5 + 2A_7 s_{z+}^2 + 2A_8 s_{z+}) \quad (5b)$$

$$C = 6A_2 + A_5 + A_7 s_{z+}^2 + A_8 s_{z+}; \quad (5c)$$

$$D = A_2, \quad (5d)$$

which depend on the coupling constants and  $s_{z+}$  obtained numerically. The ST states described by the minima of this potential satisfies the Eq.(1). Similar to the superradiant transition, for  $B > 0$ , the potential changes its nature from single well to double well across  $A = 0$ , exhibiting second order transition. Whereas, a first order transition occurs for  $B < 0$  at critical point  $A = A_c$  describing a saddle-node bifurcation. It is important to mention that the stable ST phase arises only through the saddle-node bifurcation as depicted in the phase diagram given in Fig.3(a) of the main text.

### COEXISTENCE OF MULTIPLE STABLE STEADY STATES

It is evident from the phase diagram given in Fig3(a) of the main text, that there exists a region in the parameter space where four distinct steady states can coexist, indicating multistability. Similar to the bistability of the superradiant phases SSR, ASR discussed in the main text, in this region additionally the normal phase  $\text{NP}_{\uparrow\uparrow}$  as well as the self-trapped (ST) state coexist. In such a region of multistability, a complex dynamical behavior is expected and depending on the initial condition, the trajectories are attracted to the different fixed points, which is shown over the Bloch sphere given in Fig.3(d) of the main text. The corresponding dynamics of the photon number of the left cavity  $n_L$  is shown in Fig.3(a), which clearly distinguishes the different fixed points. To probe the different phases corresponding to steady states in the regime of multistability, the initial condition should be chosen appropriately. As depicted in Fig.3(b), the different fixed points have non-overlapping basins of attraction projected on the Bloch sphere of one of the cavities.

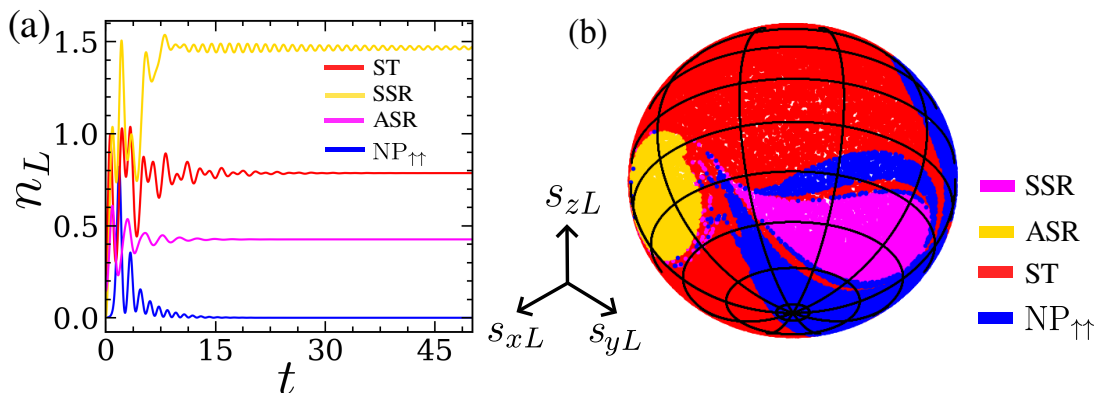


FIG. 3. *Multistability of different steady states:* (a) Dynamics of the photon number  $n_L$  of the left cavity for different initial conditions, leading to different phases. For ST state, we show only the branch with higher photon number. (b) The basin of attraction over the Bloch sphere of one of the cavities, corresponding to the different states in the multi-stability regime. To obtain the basin of attraction on the spin space of the left cavity, we have fixed the other dynamical variables to certain random values. We set the parameters:  $\lambda_- = 0.8$ ,  $\lambda_+ = 2.9$ .

## ONSET OF CHAOS AND ITS DETECTION USING DECORRELATOR

The emergence of chaotic dynamics can be observed in the ADD model even in the presence of dissipation arising due to the photon loss. Above the critical line of the superradiant transition, there is a narrow region in the phase diagram where the region of regular dynamics shrinks significantly due to the instability of the fixed points. However, in a tiny region of the phase diagram, the ST state coexists with chaos (see Fig.5 of the main text). The chaotic dynamics gradually transforms to quasi-periodic motion (shown in Fig.4(e)) with the peaked distribution of incommensurate frequencies (see Fig.4(f)) and low Lyapunov exponent. Such quasiperiodic dynamics (indicated by light blue colour in Fig.4(a) of the main text) spreads over a large region of the phase diagram. The symmetric limit cycle SLC becomes unstable and the dynamics is attracted to the quasi-periodic phases, for which one sharp frequency corresponding to the limit cycle transforms into a peaked distribution of frequencies characterizing the quasi-periodic dynamics (shown in Fig.4(a-f)). Such crossover from unstable limit cycle to quasi-periodic motion resembles a period-doubling phenomenon, as depicted in Fig.4(a-f). On the contrary, the onset of chaos from the limit cycle phase occurs more sharply. Note that, such quasi-periodic region is absent in the single cavity anisotropic Dicke model.

Chaotic dynamics can be detected using the Lyapunov exponent (LE), which measures the sensitivity of the initial condition. Typically, for a chaotic trajectory, a small initial perturbation  $\delta\mathbf{X}(t=0)$  at the phase space point  $\mathbf{X}$  grows exponentially in time  $\|\delta\mathbf{X}(t)\| = e^{\Lambda t} \|\delta\mathbf{X}(0)\|$ , which yields the Lyapunov exponent as,

$$\Lambda = \lim_{t \rightarrow \infty} \frac{1}{t} \ln \left( \frac{\|\delta\mathbf{X}(t)\|}{\|\delta\mathbf{X}(0)\|} \right). \quad (6)$$

We compute the mean Lyapunov exponent  $\bar{\Lambda}$  averaged over an ensemble of initial phase space points to quantify the degree of chaoticity, as shown in Fig.4(a) of the main text. Alternatively, the chaos can be measured from the dynamics of the Decorrelator, a classical analogue of the out-of-time-order correlator. In this work, we have studied the Decorrelator dynamics of the spin in one of the cavities. It is defined as  $D(i, t) = 1 - \langle \mathbf{s}_i^a \cdot \mathbf{s}_i^b \rangle$ , where  $a$  and  $b$  denote two copies of the initial spin configurations (of both the cavities), with the  $i$ th spin of the configuration  $b$  is chosen to be slightly perturbed from  $a$ . Here, the averaging is performed over an ensemble of initial phase space points. In the chaotic regime, the Decorrelator grows exponentially and saturates to a nonzero value  $D_s$ , whereas in the regular region, it vanishes, as depicted in Fig.4(g). Furthermore, in the chaotic regime, the saturation value  $D_s$  of the Decorrelator increases, as shown in Fig.4(b) of the main text, which serves as an alternate measure to detect chaos. The comparison between the saturation value  $D_s$  and average Lyapunov exponent  $\bar{\Lambda}$  is shown in Fig.4(b) of the main text. Furthermore, the variation of the saturation value  $D_s$  of the decorrelator from the chaotic to quasi-periodic region is shown in Fig.4(h).

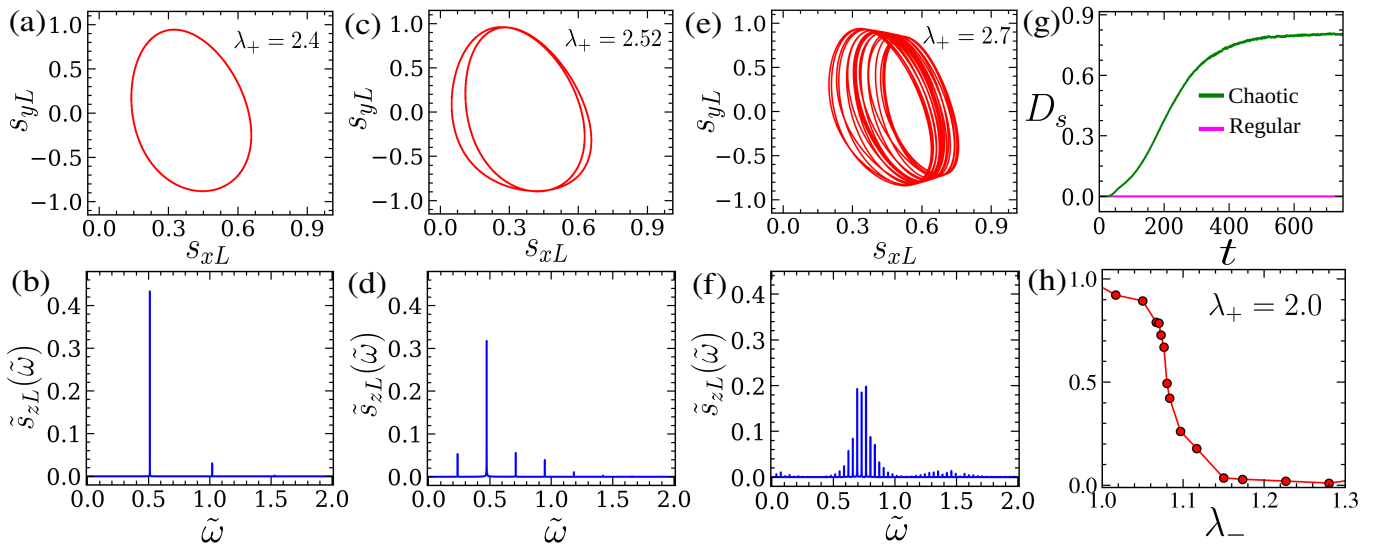


FIG. 4. *Instability of the limit cycle and the quasi-periodic motion:* The period doubling bifurcation of limit cycle SLC leading to quasi-periodic state shown from (a,c,e) the trajectory on  $s_x - s_y$  plane and (b,d,f) corresponding Fourier spectrum. (g) The dynamics of Decorrelator with  $\lambda_- = 1.0$  in regular ( $\lambda_+ = 1.2$ ) versus chaotic regime ( $\lambda_+ = 1.8$ ). (h) Saturation value  $D_s$  of decorrelator as a function of  $\lambda_-$  for  $\lambda_+ = 2.0$ , showing crossover from chaotic to quasi-periodic behavior.

## EFFECT OF DETUNING ON THE SELF-TRAPPING PHENOMENON AND CHAOS

In ADD, detuning  $\delta = \omega - \omega_0$  between the frequencies of atoms and photons plays an important role in controlling the dynamical behavior. We find that the self-trapping phenomenon ceases to exist at a small value of the detuning as the ST state becomes unstable (see Fig.5(a1)). It is evident from Fig.5(a1-a3) that the detuning favours the self-trapping phenomenon as its stability region increases with detuning. In contrast, the overall chaotic region is suppressed with increasing detuning (see Fig.5(b1-b3)), however, it exists in a small region in the parameter space. Therefore, the coexistence of a self-trapped state and chaos can only be observed by carefully choosing the value of detuning.

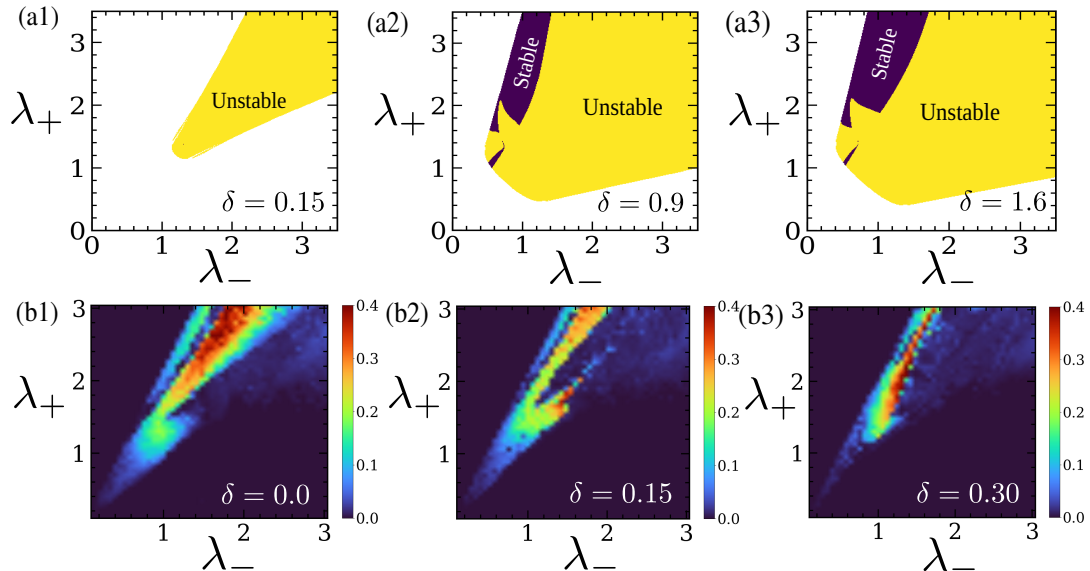


FIG. 5. *Effect of detuning in open ADD:* (a1-a3) Growth of the stability region of self-trapped state and (b1-b3) suppression of the chaotic region from the color scale plot of LE in the parameter space with increasing detuning  $\delta$ .