

Time-Series Forecasting and Sequence Learning Using Memristor-based Reservoir System

ABDULLAH M. ZYARAH*,

University of Texas at San Antonio, USA, and University of Baghdad, Iraq

DHIREESHA KUDITHIPUDI,

University of Texas at San Antonio, USA

Pushing the frontiers of time-series information processing in ever-growing edge devices with stringent resources has been impeded by the system's ability to process information and learn locally on the device. Local processing and learning typically demand intensive computations and massive storage as the process involves retrieving information and tuning hundreds of parameters back in time. In this work, we developed a memristor-based echo state network accelerator that features efficient temporal data processing and in-situ online learning. The proposed design is benchmarked using various datasets involving real-world tasks, such as forecasting the load energy consumption and weather conditions. The experimental results illustrate that the hardware model experiences a marginal degradation ($\sim 4.8\%$) in performance as compared to the software model. This is mainly attributed to the limited precision and dynamic range of network parameters when emulated using memristor devices. The proposed system is evaluated for lifespan, robustness, and energy-delay product. It is observed that the system demonstrates a reasonable robustness for device failure below 10%, which may occur due to stuck-at faults. Furthermore, $246\times$ reduction in energy consumption is achieved when compared to a custom CMOS digital design implemented at the same technology node.

CCS Concepts: • **Computing methodologies** → *Neural networks*; • **Hardware** → **Emerging technologies**.

Additional Key Words and Phrases: Memristor, Echo State Network, Reservoir Accelerator, In-Situ Learning

Reference Format:

Abdullah M. Zyarah and Dhireesha Kudithipudi. 2024. Time-Series Forecasting and Sequence Learning Using Memristor-based Reservoir System. (May 2024), 17 pages. <https://doi.org/10.1145/nnnnnnn.nnnnnnn>

1 INTRODUCTION

Empowering edge devices with the capability to process and learn continuously locally on the device is essential when handling stationary and non-stationary time-series data as remote cloud services has proven to be slow and unsecured [13]. While such an objective enhances reliability and adaptability to edge constraints, it is challenging to satisfy in devices with limited resources. In this work, the local processing and learning from time-series data is explored within the context of reservoir networks, particularly echo state network (ESN) [11]. ESN is developed to handle continuous data of stationary and non-stationary nature and has powered a large number of applications, including prosthetic finger control [40], stock market prediction [33], cyber attack and anomaly detection [9, 30], weather forecasting [6], and modeling dynamic motions in bio-mimic robots [27]. The network features efficient temporal data processing and unrivaled training speed [3, 4]. Furthermore, it does not suffer from the known training problems in most recurrent neural networks, such as vanishing and exploding gradients, which occur due to the recurrent connections and gradient backward propagation through time [39]. Thus, running ESN on edge devices using

Authors' Contact Information: Abdullah M. Zyarah, abdullah.zyarah@utsa.edu,
University of Texas at San Antonio, USA, and University of Baghdad, Iraq; Dhireesha Kudithipudi,
University of Texas at San Antonio, USA, dk@utsa.edu.

dedicated custom-designed hardware not only enables the algorithm to make temporal decisions in real-time but also yields a significant improvement in power efficiency and throughput [8, 16].

These aforementioned reasons urge the research community to investigate the physical implementation of ESN. There are several digital [7, 10, 15] and mixed-signal implementations of the ESN networks in the literature using memristors devices, MOSFET switching, and photonics [17, 28, 35, 39]. However, this work will place emphasis on the memristor-based implementations, owing to their numerous advantages over other approaches, such as the integration with CMOS devices and fabrication using the standard foundry process [12]. Furthermore, the memristor intrinsic non-linearity feature enhances the reservoir separability and echo state properties [23]. Recent attempts of memristive ESN, including a hardware implementation of the ESN network using a memristor double-crossbar array, is presented by Hassan et al. in 2017. The proposed design performance is evaluated for autonomous signal generation using the Mackey-Glass dataset and the simulation is done in MATLAB. In 2019, Wen et al. presented a memristor-based ESN trained in online fashion using least mean square [34]. The network is evaluated for short-term power load forecasting. In the same year, a memristor-based reservoir computing system, which leverages the concept of the virtual node, was introduced by Moon et al. [23]. The virtual node concept involves building a single reservoir node and using it to virtually emulate a chain of other nodes in the reservoir. The proposed system features high power efficiency but suffers from high latency and short lifespan, and it is demonstrated in speech recognition and time-series forecasting. In 2022, the same concept is adopted to build a cyclic reservoir computing system, which is based on memristor devices. The proposed design is implemented in a 65nm technology node and verified on handwritten vowel recognition task [19]. Lately, Nair et al. proposed a memristive ESN with an extended synaptic sampling machine (SSM) to ensure synaptic stochasticity and power efficiency [24]. The proposed neural system is benchmarked for classification tasks using ECG, MNIST, Fashion MNIST, and CIFAR10.

While a few of the aforementioned ESN implementations are equipped with in-situ learning to endow the ESN network with fast learning and adaptation capabilities, none extend the learning to cover the structural plasticity (synaptogenesis), which is imperative for controlling the network's sparsity level. To the best of our knowledge, few of them utilize leaky-integrated discrete-time continuous-value neurons in the reservoir layer. Having leaky-integrated neurons is essential when dealing with temporal data as it controls the speed of the reservoir update dynamics and eventually the duration of the short-term memory of ESN [20]. Besides the lack of using leaky-integrated neurons, none of the aforementioned implementations take into consideration the limited precision of signals digitization and undersired leakage of the sample and hold circuits during network training and testing. This paper addresses these problems with key contributions summarized as follows:

- Introducing an energy-efficient memristive ESN accelerator, targeting AI-powered edge devices.
- Enhancing the hardware-aware adaptation and the dynamic diversity of ESN via enabling in-situ learning (synaptogenesis and synaptic plasticity) and using leaky-integrated neurons.
- Investigating the potential of enhancing the lifespan of ESN and its robustness to device failure.
- Evaluating the proposed accelerator for robustness, latency, network lifespan, and energy-delay product.

The rest of the paper is organized as follows: Section II discusses the theory of ESN network and training procedure. Section III presents the system design and implementation of the ESN. The

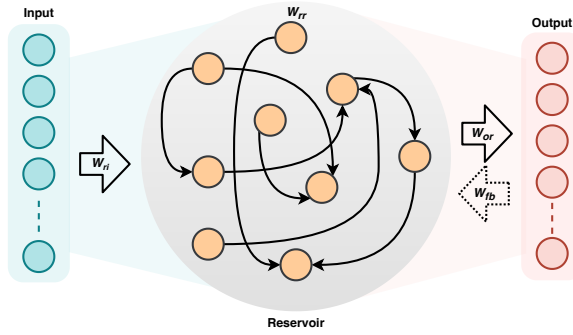


Fig. 1. A high-level diagram of the ESN network which consists of an input, reservoir, and readout layer. The input works as a buffer, whereas the reservoir and readout layer are dedicated to feature extraction and classification, respectively.

design methodology is introduced in Section IV. Section V and VI discuss the results and conclude the paper, respectively.

2 OVERVIEW OF ECHO STATE NETWORK

The ESN is a class of reservoir networks originally proposed by Jaeger [11] in 2002 to circumvent challenges associated with training recurrent neural networks (RNNs) (vanishing and exploding gradient when using backpropagation through time [8]). The algorithm is inspired by the structure of the neocortex and attempts to model its dynamic and sequence learning [39]. The high-level diagram of the ESN network, shown in Fig. 1, comprises three consecutive layers of n_u input neurons, n_r reservoir (or hidden) neurons, and n_o readout (or output) neurons. The input layer serves as a buffer, holding the information presented to the network. The reservoir works as a feature extractor that provides non-linear dynamics and memory, enabling the network to process information of a temporal nature. The output layer is a linear classifier. When the ESN algorithm is used for time-series forecasting, it operates into three phases: initialization, prediction, and training, summarized in Algorithm-I. During the initialization phase (Line2 - Line5), the strength of the synaptic connections (weights) are randomly initialized and features associated with the structure of the network, such as the reservoir feedback connections, are set. Besides the synaptic initialization, all the non-zero elements of the reservoir weight matrix are scaled in width to get the network operating at the edge of chaos. Once the initialization phase is finished, which occurs only once, the prediction phase begins. Here, the input samples ($U = \{u^{<1>}, u^{<2>}, \dots, u^{<n_t>}\}$) are sequentially presented to the network where they initially get multiplied by the synaptic weights connecting the reservoir and input layer, $W_{ri} \in \mathbb{R}^{n_r \times n_u}$, and then summed up. Concurrently, within the reservoir layer, the outputs of the reservoir neurons from the previous time-step ($x^{<t-1>}$) are multiplied by their corresponding weights of feedback connections, $W_{rr} \in \mathbb{R}^{n_r \times n_r}$, and summed up. The weighted sums via both input and feedback connections are added and then subjected to a hyperbolic tangent \tanh activation function (g) to introduce non-linearity. The output of the \tanh function, $\hat{x}^{<t>}$, represents the reservoir neuron's internal state, which is used along with the leakage rate (δ) to determine the final output of the reservoir neurons, $x^{<t>}$, see [Line:8-9]. The reservoir neurons in this work capture the leaky-integrated discrete-time continuous-value feature to ensure broader control over the reservoir update dynamics. The output of the reservoir is relayed to the readout layer via the weighted synaptic connections, $W_{or} \in \mathbb{R}^{n_o \times n_r}$, and the weighted-sum is fed to a sigmoid activation function (f) to compute the predicted value. Once the predicted value

ALGORITHM 1: ESN Algorithm

```

Input:  $\vec{u}^t \in \mathbb{R}_{[-1,1]}^{n_u}$ , where  $\vec{u}^t \subset U$  and  $U \in \mathbb{R}_{[-1,1]}^{n_u \times n_t}$ ;          /*  $n_u$ : Input features count */
Output:  $\vec{y}^{t+n_p} \in \mathbb{R}_{[0,1]}^{n_c}$ ;          /*  $n_c$ : Predicted output dim. */

1 // Initialization:
2  $W_{ri} \sim \text{rand.uniform}$ , where  $W_{ri} \in \mathbb{R}_{[-1,1]}^{n_r \times n_u}$ ;
3  $W_{rr} \sim \text{rand.uniform.sparse}$ , where  $W_{rr} \in \mathbb{R}_{[-0.1,0.1]}^{n_r \times n_r}$ ;
4  $W_{or} \sim \text{rand.uniform}$ , where  $W_{or} \in \mathbb{R}_{[-1,1]}^{n_o \times n_r}$ ;
5  $count \leftarrow 0$ ;
6 repeat
7   // Prediction stage
8    $\hat{x}^t \leftarrow g(W_{ri} \odot u^t + W_{rr} \odot x^{t-1})$ ;          /*  $g$  is a tanh activation function */
9    $x^t \leftarrow (1 - \delta) \times x^{t-1} + \delta \times \hat{x}^t$ ;
10   $\hat{y}^t \leftarrow f(W_{or} \odot x^t)$ ;
11  // Learning stage:
12  if Learning == 'Enabled' then
13     $Er^t \leftarrow \hat{y}^t - y^t$ ;
14     $grad \leftarrow grad + x^t \otimes Er^t$ ;
15    if count %  $n_{up} == 0$  then
16       $grad[i] \leftarrow 0$  when  $grad[i] < \Theta, \forall i$ ;
17       $W_{or} \leftarrow W_{or} - \alpha \frac{grad}{n_{up}} + \lambda W_{or}$ ;
18       $grad \leftarrow 0$ ;
19    end
20  end
21   $count \leftarrow count + 1$ ;
22 until  $t > n_t$ ;

```

is computed, the training phase starts to minimize the error between the predicted and targeted values (for forecasting, the targeted value is $u^{<t+n_p>}$ in the time-series data, where n_p denotes the number of prediction steps). Unlike other networks, the training in the ESN is confined solely to the output layer. This makes the algorithm well-known for its fast training, thereby making it attractive to numerous applications. There are various training algorithms that can be used to train the ESN network, such as backpropagation-decorrelation, force learning [29], ridge regression, etc., but the most common approach is the ridge regression [20]. Ridge regression involves finding the optimal set of weights that minimize the squared error between the outputs of the network (\hat{Y}) and ground truth labels (Y). It is carried out by multiplying the Moore-Penrose generalized inverse of the reservoir output ($X \in \mathbb{R}^{n_r \times (n_t - n_p)}$) by ground truth labels ($Y \in \mathbb{R}^{n_o \times (n_t - n_p)}$). Orthogonal projection and Tikhonov regularization (λ) are recommended to be employed here, see (1).

$$W_{or} = YX(XX^T + \lambda I)^{-1} \quad (1)$$

While such a training approach is effective and recommended to train ESN, it is computationally costly and requires massive memory to store thousands of labels and internal states (reservoir outputs). One may resort to the recursive least squares (RLS) to mitigate the compute and memory requirements, but it is not a feasible option for edge devices with stringent resource constraints. Furthermore, most of the aforementioned training approaches suffer from a divergence problem when not trained for several time steps, generally caused by the accumulation of small errors. Such

a problem is inevitable and can not be avoided by changing the structure of the network, but can be mitigated by bringing the reservoir dynamic to its original state by representing ground truth input to the reservoir. However, such an approach may work when dealing with stationary data but not real-world data of a non-stationary nature. Therefore, to overcome the challenges associated with finding the optimal set of parameters that ensure the best network performance while securing fast learning and adaptation, we use the online least mean square (LMS) algorithm due to its simplicity and minimal use for computing resources and storage. The LMS is used with weight decay regularization (LMS+L2) to optimize the ESN performance even further as it is exposed to new events, see [lines:13-20]. One may notice that the gradient is sparsified [Line:16] to avoid meaningless changes in the network parameters and to enhance the learning process in hardware. Furthermore, the weights are tuned frequently as set by the parameter n_{up} , rather than every iteration. This will expedite network adaptation and minimize energy consumption.

3 SYSTEM DESIGN AND IMPLEMENTATION

The general architecture of an ESN, as covered in the overview section, is composed of consecutive layers of fully and sparsely connected neurons. In hardware, the same architecture is captured, but inter-layer connections are buffered to control data flow (see Fig. 2). During the forward pass, the input signals are sampled and held, and thereafter presented to the reservoir layer via weighted connections modeled by memristor devices. Once the weighted sum of the input reaches the reservoir neurons, collectively with weighted reservoir neuron responses from the previous time step, the reservoir neuron non-linear response is determined. The output of the reservoir is classified using the readout layer, which is typically trained in an online fashion as alluded to earlier.

The input layer is equipped with a sample-and-hold (S/H)¹ circuit to discretize the continuous time-series input signal and to hold it until the reservoir neurons are ready to receive a stimulus. The stimulus to the reservoir neurons is presented via a set of memristor devices integrated into the crossbar structure. These memristors model the synaptic weights bridging the input-reservoir layers. Using one memristor to model each synaptic weight in the network is not common, as it can solely model unipolar weights. Thus, two cross-coupled memristors (2M structure) are typically used, where the net difference between their conductance results in a bipolar weight representation. Using two memristors gives rise to double the resources utilized in each layer, leading to uncompact and less energy-efficient design. To ensure efficiency, one may resort to a 1M1R structure. In 1M1R, $(n_u \times n_r + 1)$ crossbar is used, where each memristor in the crossbar corresponds to one weight representation and the additional column is reserved for the reference resistor (or untunable memristor). Hence, the net difference between the conductance of any tunable memristor and the corresponding reference resistor results in bipolar weight representation [42]. While the 1M1R structure uses fewer resources, it suffers from limited dynamic range and may not be favorable when implementing streaming networks due to the memristor endurance limitations. In this work, we adopted the 2M structure and attempted to leverage network and device inherent features to minimize resource usage while enhancing network robustness and performance.

$$\hat{x}_i^{<t>} = g(u^{<t>} \frac{1}{M_1^- - M_1^+} + x_1^{<t-1>} \frac{1}{M_2^- - M_2^+} + x_2^{<t-1>} \frac{1}{M_3^- - M_3^+} + \dots)] \quad (2)$$

¹To ensure high energy efficiency and wide input range, we used the S/H circuit presented in [25]. In the input layer, the circuit is modified to generate a differential output and to hold multiple clones of the sampled input, which will be used during the prediction and training phases.

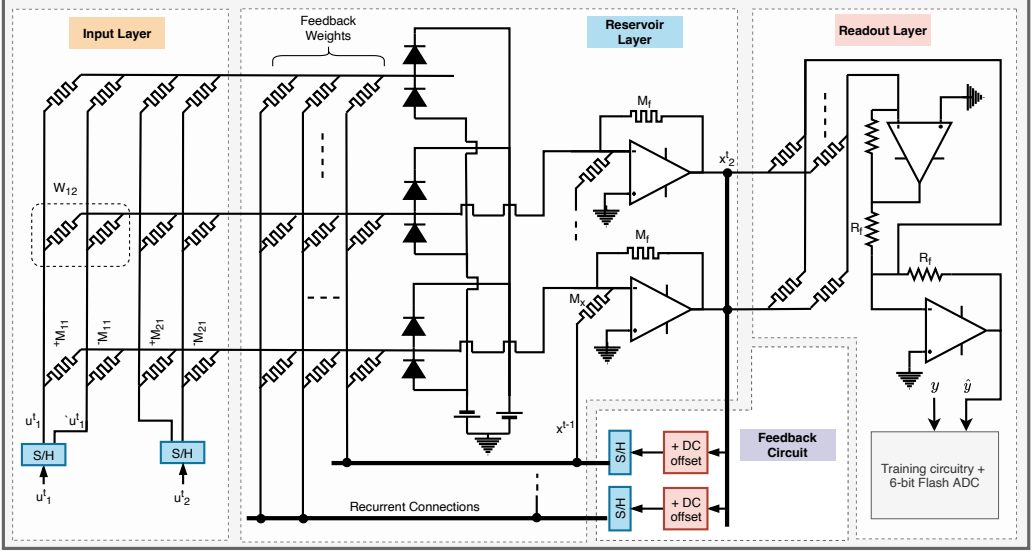


Fig. 2. The schematic of the developed ESN accelerator, including input, reservoir, and readout layer. Each layer comprises sample-and-hold circuits to discretize and temporally hold the time-series data, memristor devices to emulate the synaptic weights, and neuron circuits (leaky-integrated discrete-time continuous-value neurons in the reservoir and point neurons in the output layer). In the output layer additional unit, training circuitry, is employed to enable in-situ learning.

$$x_i^{<t>} = \hat{x}^{<t>} M_f + x^{<t-1>} \frac{M_f}{M_x} \quad (3)$$

Once the stimulus reaches the reservoir layer, the updated value of each reservoir neuron's internal state $\hat{x}^{<t>}$ is first computed as the sum of inputs ($u^{<t>}$) weighted by non-tunable memristor devices (random-fixed weights), refer to (2). Then, the non-linearity approximated by piece-wise *tanh* function, which is conventionally achieved by leveraging the linear operating region and limited bias of pMOS-input operational amplifiers (Op-Amps), is applied (see Fig. 3-(a)). While the Op-Amps provide a virtual ground to the crossbar bit-lines, eliminating other factors impacting weight representation with memristors, using Op-Amps to approximate the non-linearity results in high power consumption and area footprint. To circumvent this issue, we exploit the virtual ground provided by the leaky integrated neuron circuit and use a diode-based limiter to approximate the non-linearity Fig. 4. This reduces the power consumption and area of the reservoir layer by 2× and 170×, respectively. To capture the leaky-integrated feature, the result of the non-linearity function is multiplied by the leakage rate (δ) modeled by M_f , and then added to reservoir neuron output from the previous time step multiplied by $(1 - \delta)$, which is modeled by $\frac{M_f}{M_x}$. The final output of the reservoir neuron will be relayed to the output layer and feedback circuit. In the feedback circuit, the activation of each reservoir neuron is sampled and held to be used as feedback in the upcoming iterations. However, due to the fact that the activation of the reservoir neuron is a result of *tanh* function, it can be either positive or negative. Storing a negative value in a S/H circuit is challenging and not feasible. To this end, we superimposed the output of each reservoir neuron on a fixed DC offset to bring all outputs to positive ranges during the sampling phase. The DC offset is canceled once the stored values are represented to the reservoir. Once the output of the reservoir layer is

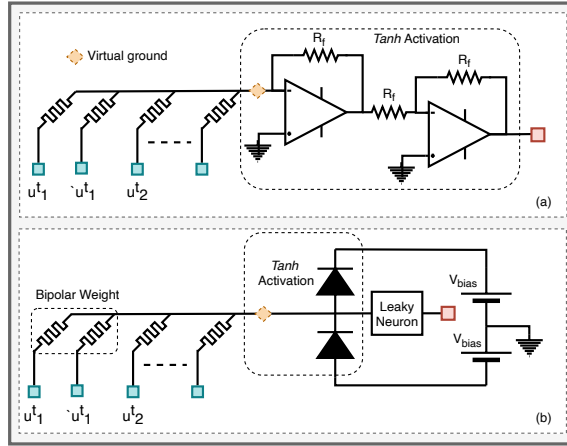


Fig. 3. Memristor-based reservoir neuron, in which dual-memristor devices are used to emulate bi-polar weights. The non-linearity of the neuron is approximated by: a) Op-Amps, b) diodes.

ready, it is multiplied by the corresponding weights, and the final output of the ESN is computed. Then the training phase starts, which will be discussed in detail in the next subsection.

It is important to highlight that each crossbar in the reservoir layer uses a 1M configuration. Although this configuration is well-known to possess $10\times$ smaller footprint as compared to 1T1M [37], it is harder to configure. The reconfigurability is an essential feature in ESN hardware implementation as it endows the network with an additional degree of freedom to continuously change its structure and sparsity level, ensuring network stability. In this work, the reconfigurability (synaptogenesis) is enabled through the use of the Ziksa writing scheme, which we previously proposed in [45]. Ziksa is used to suppress the effect of the synaptic connections that are not involved in computation, promoting network sparsity. The suppression occurs by setting the conductance of the memristor devices emulating the positive portion of the weights (M^+) to be equal to that representing the negative portion of the weights (M^-), such that the net current flowing in these synapses for a given input is zero. Our approach significantly reduces the resources required to enable sparsity unlike the work in [17], which suggests using switching transistors and 1-bit memory cells or flip-flops to control each MOSFET device in the crossbar.

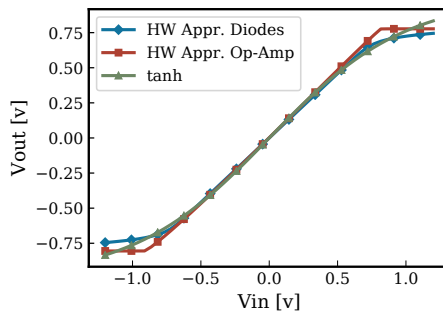


Fig. 4. Approximation of the *tanh* activation function achieved by: i) leveraging the linear operating region and limited bias of pMOS-input 3-stage Op-Amp implemented in standard 65nm technology node, ii) using a diode-based limiter.

3.1 ESN Accelerator Training

As discussed in the overview section, the training in ESNs is confined solely to the readout layer, and it can either be performed analytically via ridge regression or iteratively by using LMS. In this work, we choose LMS to ensure fast learning and to minimize resource usage. However, the LMS training equation consists of two terms: gradient and regularization. The gradient is first estimated via computing network output error, the difference between the predicted value and the ground truth which is presented by the training circuitry block. Typically, a subtractor, a non-inverting operational amplifier, is used for this purpose. The output of the subtractor is multiplied by the activation of the reservoir neuron to estimate the gradient required to modulate the corresponding memristor conductance. The gradient is digitized by using a 6-bit Flash-ADC (optimized for power constrained devices) and the output is sent to a global controller where it gets temporally stored. Then, the regularization term is estimated as follows. First, a fixed test voltage² is applied to the memristor required to be updated (M_u). Then, the output voltage will be captured again by the ADC and the result will be sent to the global controller to estimate the value of the memristor conductance according to (4).

$$M_u = R_f \times \frac{V_{test}}{V_o} \quad (4)$$

Once the memristor conductance is estimated, it is multiplied by the regularization factor and the result will be added up to the gradient in order to estimate the amount of change that needs to be made to a memristor. This amount (Φ) will be translated into a pulse signal of fixed amplitude and variable duration (duration reflects the amount of change to be made to a memristor) using the conversion circuit shown in Fig. 5, in which the output (V_m) is given by (5) and (6). Here, V_{int} denotes the output of the integrator, and V_r is a reference input voltage, which along with R and C controls the speed of integration.

$$T_h = \Phi \times \frac{V_r}{RC} \quad (5)$$

$$V_m = \begin{cases} T_h, & \Phi > V_{int} \\ 0, & otherwise \end{cases} \quad (6)$$

It is imperative to mention that the change of memristors occurs in a sequential fashion, one memristor at a time. This is to make more precise tuning and to reduce the power consumption during the training process. While such a training approach is known to be slow, we speed it up by means of gradient sparsification, which limits the changes to the devices with gradient values

²Due to technology limitations, the test signal (V_{test}) is set to be 50mV to avoid any undesired clipping or distortion in the generated output.

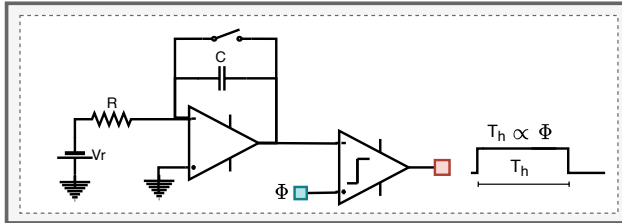


Fig. 5. The designed circuit used to convert (Φ) into a pulse signal of fixed amplitude and variable duration. The circuit encompasses an integrator and comparator with internal positive feedback.

above a predefined threshold (Θ). It is important to highlight that the training operation is verified in Cadence Virtuoso for a small-scale network (1x20x1), whereas the large-scale ESN verification is done using a python model. The python model takes into consideration all the hardware constraints, such as limited range and precision of the weight representation, non-linearity of the memristor devices, leakage of the sample and hold circuit, etc.

4 METHODOLOGY

4.1 Design Space Exploration

In order to select the best hyperparameters that result in a compact design and best performance, the particle swarm optimization algorithm (PSO) is used. The algorithm is integrated with the ESN software model and set into constrained mode, in which the feasible points for hyperparameters are defined based on the hardware constraints. This includes the limited range of weight representation, crossbar size, precision, etc. In this work, the PSO employs a swarm of 50 particles, which are chosen to optimize for the following: the number of reservoir neurons that controls the high-dimensional space of feature extraction, frequency of synaptic updates (n_{up}), sparsity level within the reservoir layer which influences the computational cost, leakage rate to moderate the speed of the reservoir dynamic updates, regularization term to mitigate the overfitting, and learning rate to regulate the convergence speed. The algorithms run for 50 epochs with the target of minimizing the wMAPE of real-world benchmarks when performing forecasting tasks.

4.2 Device Non-idealities and Process Limitations

There are several operation and reliability concerns when using memristor devices to model the synaptic connections in neural network accelerators, such as endurance limitation and device non-idealities. The endurance limitation is highly impacted by several factors, including the programming voltage, device structure, and device material. For instance, using excessive writing voltage can lead to a major deterioration in memristor endurance, whereas the proper use of programming voltage leads to a significant improvement [32]. However, crossing the endurance limits may drive the memristor devices to exhibit various behaviors which may severely impact network performance. For example, the authors in [38] observe a reduction in the metal-oxide memristor (Pt/TaOx/Ta) resistance ratio once the switching cycles surpass 6×10^9 . Once the device switching window is collapsed, the device will be stuck at the reset resistance rather than being shorted. In [14], the authors observed different behavior. After surpassing the device switching cycles limit, the memristor experienced a stuck-at failure. In this work, since we are modeling the physical characteristics of the device proposed by [38], we will consider that the memristors experience stuck-at failure when passing the endurance limit. The endurance limit considered is 1×10^9 cycles when tuned with a fixed voltage pulse of $\pm 1.2v$ for set and reset.

When it comes to the device non-idealities, we have cycle-to-cycle and device-to-device variabilities, which characterize the time-varying stability of memristors and their uniformity when integrated into crossbar structure [31]. In our work, variabilities due to device material and imperfect manufacturing process [1], have been considered. The cycle-to-cycle, which is the write variation to memristor devices, is modeled by adding noise to the learning rule. The device-to-device variability is confined to the CMOS devices and memristor resistance range and threshold. Regarding the process variation and limitations, it is considered for the developed 6-bit flash ADC, comparators, and operations amplifiers³.

³All analog units are tested for fabrication process, voltage supply, and ambient temperature variations using corner analysis.

4.3 Device Model

The memristor device model used in this work is VTEAM [18], which is fitted to the physical device characteristics proposed in [38]. The model is given by (7) and (8)⁴, where G_{on} and G_{off} represent the maximum and minimum conductance range of the memristor device. w and D denote the device state variable and its thickness, respectively. Here, the change in device conductance is non-linear and it is governed by the state variable change when a voltage surpassing the device threshold is applied across its terminal. To achieve better fitting, the Z-window function, proposed in [43] is used. The Z-window has a broad range of parameters to control device characteristics. Furthermore, it possesses attractive features, such as overcoming the boundary lock problem, scaling, non-symmetrical behavior, etc. The Z-window is given in (9), where δ , k , and p refer to the sliding level (over the x-axis), scalability factor, and falling curve slope as it approaches the boundaries of the device. To comply with the device characteristics, used technology node, and targeted application constraints, the following has been considered: i) the memristor offers a high conductance range, ii) the set and reset voltage is no more than 1.2v, iii) the device variability is limited to 10%.

$$G_{mem} = \frac{w}{D} \times G_{on} + \left(1 - \frac{w}{D}\right) \times G_{off} \quad (7)$$

$$\frac{\Delta w}{\Delta t} = \begin{cases} k_{off} \cdot \left(\frac{v(t)}{v_{off}} - 1\right)^{\alpha_{off}} \cdot f_z(w), & 0 < v_{off} < v \\ 0, & v_{on} < v < v_{off} \\ k_{on} \cdot \left(\frac{v(t)}{v_{on}} - 1\right)^{\alpha_{on}} \cdot f_z(w), & v < v_{on} < 0 \end{cases} \quad (8)$$

⁴ k_{off} , k_{on} , α_{on} , and α_{off} are constant, and v_{off} and v_{on} are the memristor threshold voltage.

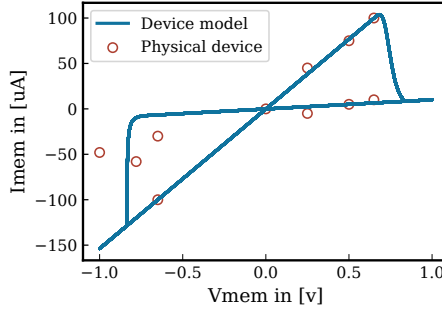


Fig. 6. Fitting of the used memristor device model to the physical device characteristics.

Table 1. The memristor device parameters used in the reservoir and readout layers.

Parameter	Value [Reservoir]	Value [Readout]
Memristor range	200k Ω - 2M Ω	200k Ω - 2M Ω
Memristor threshold	± 1 v	± 1 v
Full switching pulses	41	41
Training voltage	± 1.2 v	± 1.2 v
Endurance	1×10^9	1×10^9
Switching time	<10 ns	<10 ns

$$f_z(w) = \frac{k[1 - 2(\frac{w}{D} - \delta)]^p}{e^{\tau(\frac{w}{D} - \delta)^p}} \quad (9)$$

4.4 Verification Benchmark

In order to verify the operation of the proposed memristor-based ESN accelerator several univariate benchmarks have been used in the time-series forecasting task:

- PJM Energy: this dataset holds 145366 samples representing regional energy consumption in the USA. The energy consumption is recorded every hour for the period 01/01/2010 to 07/01/2018. ESN is employed for short-term energy consumption forecasting, i.e. the energy consumption of the next 50-100 hours.
- Daily temperature: daily minimum temperature in Melbourne, Australia recorded between the period (1981-1990). The dataset contains 3,605 noisy samples smoothed with moving window average (window size=5) to reduce the noise effect. The ESN is used to predict the temperature for the next day.
- Mackey-Glass: dataset generated by non-linear time-delayed differential equation modeling a chaotic system [21], see (10). This dataset is widely used as a benchmark for time-series forecasting tasks. In this work, the parameters of the Mackey-glass equation are set as follows: $\beta = 0.25$, $\gamma = 0.1$, $\tau = 18$, and $n = 10$, whereas the number of generated examples used during the forecasting task is 4000.

$$\frac{dx}{dt} = \beta \frac{x(t - \tau)}{1 + [x(t - \tau)]^n} - \gamma x(t) \quad (10)$$

- NARMA10: The classical non-linear autoregressive moving average (NARMA) introduced by [2]. It represents a dynamical system that is difficult to model due to the non-linearity and long-term dependencies. In this work, 4000 samples from the 10th order NARMA system are employed for the forecasting task. The system is defined by (11), where $y(t)$ and $s(t)$, respectively, are the output and the input of the system at time t .

$$y(t + 1) = 0.3y(t) + 0.05y(t) \sum_{i=0}^9 y(t - i) + 1.5s(t - 9)s(t) + 0.1 \quad (11)$$

All the benchmark features are scaled to be ranged between 0 and 1 so that they have the same interval as the reservoir and output neurons. Furthermore, the first 100 samples are dedicated to the initial washout period.

5 EXPERIMENTAL RESULTS AND DISCUSSION

5.1 Time-series Forecasting

In order to quantify the performance of the proposed ESN memristor-based accelerator, the time-series forecasting is evaluated using the weighted mean absolute percentage error (wMAPE) metric, which is given by (12). With weights (ω_i) set to unity, the wMAPE can determine the average difference between the actual and predicted values while capturing the substantial fluctuations in magnitude [22].

$$wMAPE = \frac{\sum_{t=1}^{0.5 \times n_t} \omega_i |y^t - \hat{y}^t|}{\sum_{t=1}^{0.5 \times n_t} \omega_i |y^t|} \quad (12)$$

Table 2. Forecasting wMAPE of uni-variate stationary and non-stationary benchmarks using the proposed memristor-based ESN when trained with LMS, LMS with L2 regularization, and using point and LI neurons in the reservoir layer.

Benchmark	Forecast	LMS (LIF)	LMS+L2	LMS+L2 (LIF)
PJM-Energy	50-Step	0.093±0.0073	0.107± 0.012	0.08±0.001
	100-Step	0.097±0.0093	0.120±0.019	0.085 ±0.0073
Macky-Glass	50-Step	0.082±0.0003	0.237±0.0091	0.079±0.0001
	100-step	0.087±0.0005	0.236±0.0093	0.081±0.00021
Daily-Temp	50-Step	0.104±0.0013	0.259±0.01	0.108±0.0011
	100-step	0.103±0.005	0.261±0.011	0.109±0.0027
NARMA10	50-Step	0.197±0.039	0.198±0.058	0.191±0.077
	100-Step	0.212±0.087	0.231±0.0027	0.184±0.039

Fig. 7-(a) depicts the wMAPE of the software and the developed hardware model of the ESN network when predicting the energy consumption of the load for the next 50 hours. It can be noticed that the wMAPE, which is recorded every time 250 samples are introduced to the network, starts with a high value and then gradually degrades over time as the network learns and captures short and long-term dependencies. With the absence of the regularization term in the learning equation seems that the network takes a longer time to adapt. Furthermore, the network struggles to re-adapt when there is a major change in input patterns. When it comes to the developed hardware model, which uses regularization, a similar trend as the software model has been observed. However, one may see there is a gap in performance ($\sim 4.8\%$) between the software and hardware model, which is attributed to several reasons. Among these, are the non-idealities of memristor devices, limited precision of the ADC used when modulating the conductance of the memristors, undesired leakage in the sample and hold circuit leading to a drop in the stored charges.

Table 2 shows the wMAPE when forecasting data from stationary and non-stationary benchmarks for various time steps. The wMAPE is calculated when training the proposed memristor-based ESN accelerator with LMS, and LMS with L2 regularization using point and leaky-integrated neurons in the reservoir layer. It can be seen that having leaky-integrated neurons significantly improves network performance as it enables ESN to form temporal dependencies with controllable dynamic updates.

5.2 Device Failure Effect

There are several types of device failure a network has to deal with especially when using memristor devices. The memristor devices may experience a deviation in device characteristics such as a change in the device conductance range due to excessive device switching, known as an aging fault, or it may have a fault in the device right after the fabrication process such as stuck-at-fault. In this work, we will mainly focus on the stuck-at-fault because it is most common and may severely impact network performance [36]. There are three types of stuck-at fault: stuck-at, stuck-on, and stuck-off. Previous work provided that stuck-at replicates the memristor device failure after the forming process and such fault has marginal effect on network performance [44]. Thus, this work solely investigates the impact of stuck-on (high-conductance state) and stuck-off (low-conductance state) faults on predicting future events in time-series data. In Fig. 7, we show the change in wMAPE when predicting the energy consumption of the load for the next 50 hours in the presence of various levels of stuck-on and stuck-off faults occurring in the readout and reservoir layers. The fault impact is investigated in both 1M1R and 2M crossbar structure. In 1M1R structure, it is found that

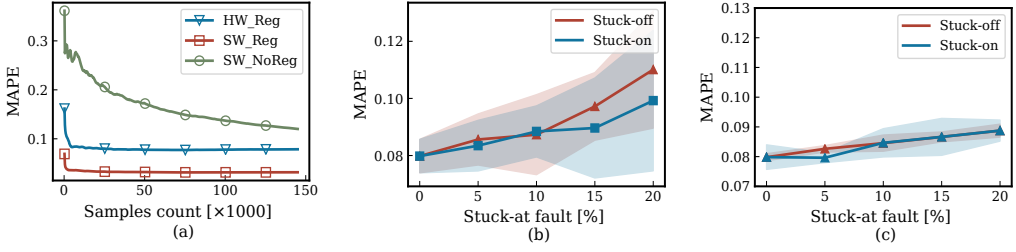


Fig. 7. (a) The wMAPE of the developed ESN models (SW and HW) while predicting the load energy consumption for 50 hours computed every 250 samples. (b) and (c) The impact of various levels of the stuck-on and stuck-off fault in memristor devices on the network performance while performing time-series forecasting task when using 1M1R and 2M crossbar structures, respectively.

regardless of the fault type, below 10% its impact can be deemed marginal causing $\pm 1.3\%$ change in the wMAPE value. However, this impact exacerbates beyond 10% and seems to have an exponential negative impact on wMAPE, see Fig. 7-(b). In 2M structure, we may observe similar impact, but it can be suppressed by leveraging the programmable nature of memristor devices. When using two memristors to represent each synaptic weight, one can: i) leverage the intact memristors to tune the weights modeled by faulty devices and here the weights will not be frozen but rather have limited dynamic range, ii) enforce sparsity, i.e. zero weight values, via equating the conductance of the intact and faulty devices. Fig. 7-(c) illustrates the wMAPE in the presence of stuck-on and stuck-at faults when we enforce sparsity.

5.3 Network Lifespan

The network lifespan (LSP) is defined by its sustainability for learning and acquiring new knowledge [41]. In memristor-based architectures, the lifespan is highly affected by the memristor's limited endurance, leading either to a gradual or severe drop in the dynamic range of network parameters, loss of elasticity, and eventually network performance. Typically, the memristor devices, particularly the oxide-based devices, offer an endurance ranging between $10^6 - 10^{12}$ [5]. This low endurance is sufficient to get the network to continuously learn and update, but not for a long period of time.

Estimating the lifespan of the memristor-based network is not a trivial task as it is impacted by several factors, such as memristor endurance variability, input changing statistics, network convergence time, etc. However, in this work, first-order estimation for the lifespan will be considered as given in (13), where E_d and σ , respectively, are the device endurance and variability. U_f denotes the frequency update of the memristor devices while learning:

$$LSP = \frac{E_d \pm \sigma}{U_f} \quad (13)$$

For the used benchmarks, the PJM energy dataset, the input samples are recorded and presented to the network every hour. Thus, the lifespan of the proposed ESN accelerator when trained on the PJM energy dataset is $\sim 115,740$ years, given $E_d = 10^9$. However, this number can drop linearly with any increase in the update frequency. For instance, in Macky-Glass if the update occurs every 100ms, the lifespan of the same network drops to 3.21 years. Thus, we suggest the following techniques to enhance the lifespan: i) Use two memristors in differential configuration to model the synaptic weights. This not only results in a wide weight dynamic range, but it also helps extending the

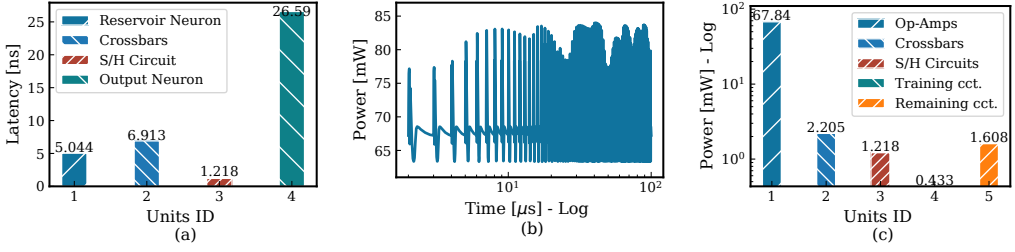


Fig. 8. (a) and (c) The propagation delay and power consumption of the main circuit blocks used by the proposed memristor-based ESN accelerator. (b) The power consumption of the proposed accelerator recorded overtime while forecasting future events from the PJM energy dataset.

lifetime of the network, assuming the training process is conducted in an alternating manner. ii) Utilize R-M configuration to limit the voltage drop across memristor devices during the forming process and conventional switching. Reducing the voltage drop can either be achieved by explicitly integrating the memristor to a proper resistor [14] or inherently in 1T1M configuration. Integrating memristor devices into a crossbar structure is also expected to extend the device endurance due to the wire parasitic resistance [26]. Due to the simplicity and effectiveness of the first approach, alternating tuning, it is adopted in the developed ESN accelerator. Consequently, $\sim 2\times$ enhancement in the lifespan of the network is achieved.

5.4 Latency

The latency, the time required to process each input sample presented to the memristor-based ESN accelerator, is calculated while processing the univariate time-series dataset. During forecasting, the latency (worst-case scenario) is estimated to be 45.83ns, unequally contributed by several units in the network, see Fig. 8-(a). However, the units that account for $\sim 58\%$ of the delay are the neuron circuits which are implemented using Op-Amps to capture the non-linearity. This issue manifests only in the output layer as the reservoir neurons leverage the diode inherent characteristics to realize the non-linear activation function.

When comparing the presented memristor-based ESN accelerator with the digital counterpart clocked at 50MHz, $\sim 607\times$ reduction in latency is witnessed when performing vector-matrix multiplication, owing to the extensive parallelism and in-memory computing of crossbar architecture, and $\sim 4\times$ reduction in applying the non-linearity. It is important to mention that the latency of the units, developed under the 65nm process, is estimated in Cadence Virtuoso-ADE while considering resistance and capacitance parasitics, extracted in Mentor Graphics-Calibre.

5.5 Energy-delay product

The energy-delay product (EDP) of the proposed memristor-based accelerator implemented under 65nm process is 174.8nJ \times ns. It is estimated in Cadence Virtuoso while forecasting the load energy consumption from the PJM energy dataset. It is important to mention here that estimating the energy-delay product of a large-scale mixed-signal system tends to be challenging due to the disparity in time-scale between simulation and actual hardware models. For instance, the samples of the PJM dataset are recorded every hour and estimating the energy consumption using the same time-scale can take days or weeks. Thus, to speed up the process, the time is scaled down by 2.7×10^{-9} . Fig. 8-(b) depicts the power consumption of the proposed ESN accelerator recorded over time. It can be noticed that the static power is dominating as compared to the dynamic power

Table 3. A comparison of the proposed ESN accelerator with previous work. One may note that these implementations are on different substrates, thereby this table offers a high-level reference template for ESN hardware rather than an absolute comparison.

Algorithm	Mixed-ESN [16]	LS-ESN [34]	Cyclic-ESN [19]	ESSM-ESN [24]	This work
Task	Prediction	Forecasting	Classification	Classification	Forecasting
Reservoir size	30	100	8	128×64×28	105
Input×Output size	1×1	1×1	8×5	76×1	1×1
Power dissipation	0.202mW	-	0.327mW ^c	58.38mW ^a	73.31mW
Benchmarks	ESD & PF	Load Power	Vowel Recognition	ECG	PJM Energy
Latency	-	7.62s	50ns<	_ ^b	45.83ns
Training	Off-Chip	On-Chip	Off-chip	Off-Chip	On-Chip
Technology node	PTM 45nm	-	Standard 65nm	PTM 22nm	Standard 65nm

^a In [24], the power consumption when training the ESSM-ESN model is 2.04W.

^b The latency is reported solely for the individual circuit blocks used in ESSM-ESN.

^c For the same network size and based on the provided information, the power consumption in [19] can reach ~163.04mW when the latency is 50ns.

consumption which manifests when input samples are presented to the network. In Fig. 8-(c), we report the breakdown of the average power consumption among the main units. One may observe that most of the power budget is directed towards the Op-Amps. Thus, in this work, we strive to reduce the number of the used Op-Amp in the reservoir neurons by 60%. This results in 2× reduction in power consumption.

It is essential to highlight that the joint enhancements in power consumption, latency, and architecture are reflected on the entire system leading to 246× reduction in energy consumption of the proposed memristive ESN accelerator as compared to the digital counterpart [40]. This makes the proposed accelerator more suitable to edge devices with stringent resources. Table 3 provides a high-level comparison of the proposed ESN accelerators with the previous works. Our accelerator offers in-situ training, allowing for: i) processing of stationary and non-stationary data, ii) hardware-aware learning and faster adaptation. Additionally, it features low latency and reasonable power consumption⁵ as compared to other implementations reported in the literature.

6 CONCLUSIONS

In this paper, we propose an energy-efficient memristor-based ESN accelerator to enable time-series data processing and learning on edge devices with stringent resources. The proposed design features in-situ training, enabling processing of stationary and non-stationary data, hardware-aware learning, and faster adaptation. When evaluated for time-series forecasting using standard benchmarks, it is found that the hardware model experiences a marginal degradation in performance as compared to the software counterpart. This is attributed to several reasons, among which is the memristor devices' non-idealities, limited precision of the used ADC, and undesired leakage in the sample and hold circuits. Regarding the lifespan of the network, we suggest alternating training approach to enhance the lifespan of the ESN. In case of latency while forecasting, we observe a significant reduction in latency as compared to the digital implementations. This is because the most extensive operations, multiply-accumulate, are performed concurrently and in-memory. When it comes to power and energy consumption, we notice that most of the power budget is directed towards the activation functions modeled by Op-Amps. Thus, we strive to simplify the implementation of the activation functions by using diode-based limiters. This results in 2×

⁵No comparison in terms of energy or energy-delay product is conducted due to the lack of information in the references above.

reduction in power consumption. The combined enhancements in architecture, latency, and power consumption give rise to a $246\times$ reduction in energy consumption of the proposed memristive ESN accelerator as compared to the digital counterpart implemented at the same technology node.

REFERENCES

- [1] Esteve Amat, Antonio Rubio, et al. 2016. Memristive crossbar memory lifetime evaluation and reconfiguration strategies. *IEEE Transactions on Emerging Topics in Computing* 6, 2 (2016), 207–218.
- [2] Amir F Atiya and Alexander G Parlos. 2000. New results on recurrent network training: unifying the algorithms and accelerating convergence. *IEEE transactions on neural networks* 11, 3 (2000), 697–709.
- [3] Filippo Maria Bianchi, Simone Scardapane, Sigurd Løkse, and Robert Jenssen. 2020. Reservoir computing approaches for representation and classification of multivariate time series. *IEEE transactions on neural networks and learning systems* 32, 5 (2020), 2169–2179.
- [4] Luca Cerina, Marco D Santambrogio, Giuseppe Franco, Claudio Gallicchio, and Alessio Micheli. 2020. EchoBay: design and optimization of echo state networks under memory and time constraints. *ACM Transactions on Architecture and Code Optimization (TACO)* 17, 3 (2020), 1–24.
- [5] Marionna Coll, Josep Fontcuberta, Matthias Althammer, Manuel Bibes, Hans Boschker, Alberto Calleja, Guanglei Cheng, M Cuoco, Regina Dittmann, B Dkhil, et al. 2019. Towards oxide electronics: a roadmap. *Applied surface science* 482 (2019), 1–93.
- [6] Arkadeep De, Arpan Nandi, Arjun Mallick, Asif Iqbal Moidy, and Sarbani Roy. 2023. Forecasting chaotic weather variables with echo state networks and a novel swing training approach. *Knowledge-Based Systems* 269 (2023), 110506.
- [7] Victor M Gan, Yibin Liang, Lianjun Li, Lingjia Liu, and Yang Yi. 2021. A Cost-Efficient Digital ESN Architecture on FPGA for OFDM Symbol Detection. *ACM Journal on Emerging Technologies in Computing Systems (JETC)* 17, 4 (2021), 1–15.
- [8] Daniel J Gauthier, Erik Bollt, Aaron Griffith, and Wendson AS Barbosa. 2021. Next generation reservoir computing. *Nature communications* 12, 1 (2021), 5564.
- [9] Kian Hamedani, Lingjia Liu, Rachad Atat, Jinsong Wu, and Yang Yi. 2017. Reservoir computing meets smart grids: Attack detection using delayed feedback networks. *IEEE Transactions on Industrial Informatics* 14, 2 (2017), 734–743.
- [10] Kentaro Honda and Hakaru Tamukoh. 2020. A hardware-oriented echo state network and its FPGA implementation. *Journal of Robotics, Networking and Artificial Life* 7, 1 (2020), 58–62.
- [11] Herbert Jaeger. 2001. The “echo state” approach to analysing and training recurrent neural networks-with an erratum note. *Bonn, Germany: German National Research Center for Information Technology GMD Technical Report* 148, 34 (2001), 13.
- [12] Weiwen Jiang, Bike Xie, Chun-Chen Liu, and Yiyu Shi. 2019. Integrating memristors and CMOS for better AI. *Nature Electronics* 2, 9 (2019), 376–377.
- [13] Changhyeon Kim, Sanghoon Kang, Dongjoo Shin, Sungpill Choi, Youngwoo Kim, and Hoi-Jun Yoo. 2019. A 2.1 TFLOPS/W mobile deep RL accelerator with transposable PE array and experience compression. In *2019 IEEE International Solid-State Circuits Conference (ISSCC)*. IEEE, 136–138.
- [14] Kyung Min Kim, J Joshua Yang, John Paul Strachan, Emmanuelle Merced Grafals, Ning Ge, Noraica Davila Melendez, Zhiyong Li, and R Stanley Williams. 2016. Voltage divider effect for the improvement of variability and endurance of TaO x memristor. *Scientific reports* 6 (2016), 20085.
- [15] Denis Kleyko, Edward Paxon Frady, Mansour Kheffache, and Evgeny Osipov. 2020. Integer echo state networks: efficient reservoir computing for digital hardware. *IEEE Transactions on Neural Networks and Learning Systems* (2020).
- [16] Dhireesha Kudithipudi, Qutaiba Saleh, Cory Merkel, James Thesing, and Bryant Wysocki. 2016. Design and analysis of a neuromemristive reservoir computing architecture for biosignal processing. *Frontiers in neuroscience* 9 (2016), 502.
- [17] Yuki Kume, Song Bian, and Takashi Sato. 2020. A Tuning-Free Hardware Reservoir Based on MOSFET Crossbar Array for Practical Echo State Network Implementation. In *2020 25th Asia and South Pacific Design Automation Conference (ASP-DAC)*. IEEE, 458–463.
- [18] Shahar Kvatinsky, Misbah Ramadan, Eby G Friedman, and Avinoam Kolodny. 2015. VTEAM: A general model for voltage-controlled memristors. *IEEE Transactions on Circuits and Systems II: Express Briefs* 62, 8 (2015), 786–790.
- [19] Xiangpeng Liang, Yanan Zhong, Jianshi Tang, Zhengwu Liu, Peng Yao, Keyang Sun, Qingtian Zhang, Bin Gao, Hadi Heidari, He Qian, et al. 2022. Rotating neurons for all-analog implementation of cyclic reservoir computing. *Nature communications* 13, 1 (2022), 1549.
- [20] Mantas Lukoševičius. 2012. A practical guide to applying echo state networks. In *Neural networks: Tricks of the trade*. Springer, 659–686.
- [21] Michael C Mackey and Leon Glass. 1977. Oscillation and chaos in physiological control systems. *Science* 197, 4300 (1977), 287–289.

- [22] Seyed Mahdi Miraftebadeh, Cristian Giovanni Colombo, Michela Longo, and Federica Foiadelli. 2023. A day-ahead photovoltaic power prediction via transfer learning and deep neural networks. *Forecasting* 5, 1 (2023), 213–228.
- [23] John Moon, Wen Ma, Jong Hoon Shin, Fuxi Cai, Chao Du, Seung Hwan Lee, and Wei D Lu. 2019. Temporal data classification and forecasting using a memristor-based reservoir computing system. *Nature Electronics* 2, 10 (2019), 480–487.
- [24] Vineeta V Nair, Chithra Reghuvaran, Deepu John, Bhaskar Choubey, and Alex James. 2023. ESSM: Extended Synaptic Sampling Machine with Stochastic Echo State Neuro-memristive Circuits. *IEEE Journal on Emerging and Selected Topics in Circuits and Systems* (2023).
- [25] Micah O’Halloran and Rahul Sarpeshkar. 2004. A 10-nW 12-bit accurate analog storage cell with 10-aA leakage. *IEEE journal of solid-state circuits* 39, 11 (2004), 1985–1996.
- [26] Sayeef Salahuddin, Kai Ni, and Suman Datta. 2018. The era of hyper-scaling in electronics. *Nature Electronics* 1, 8 (2018), 442–450.
- [27] MennaAllah Soliman, Mostafa A Mousa, Mahmood A Saleh, Mahmoud Elsamanty, and Ahmed G Radwan. 2021. Modelling and implementation of soft bio-mimetic turtle using echo state network and soft pneumatic actuators. *Scientific reports* 11, 1 (2021), 12076.
- [28] Mariia Sorokina. 2020. Multidimensional fiber echo state network analogue. *Journal of Physics: Photonics* 2, 4 (2020), 044006.
- [29] David Sussillo and Larry F Abbott. 2009. Generating coherent patterns of activity from chaotic neural networks. *Neuron* 63, 4 (2009), 544–557.
- [30] Waseem Ullah, Tanveer Hussain, Zulfiqar Ahmad Khan, Umair Haroon, and Sung Wook Baik. 2022. Intelligent dual stream CNN and echo state network for anomaly detection. *Knowledge-Based Systems* 253 (2022), 109456.
- [31] Ioannis Vourkas and Georgios Ch Sirakoulis. 2016. *Memristor-based nanoelectronic computing circuits and architectures*. Vol. 19. Springer.
- [32] Guoming Wang, Shibo Long, Zhaoan Yu, Meiyun Zhang, Yang Li, Dinglin Xu, Hangbing Lv, Qi Liu, Xiaobing Yan, Ming Wang, et al. 2015. Impact of program/erase operation on the performances of oxide-based resistive switching memory. *Nanoscale research letters* 10, 1 (2015), 39.
- [33] Wei-Jia Wang, Yong Tang, Jason Xiong, and Yi-Cheng Zhang. 2021. Stock market index prediction based on reservoir computing models. *Expert Systems with Applications* 178 (2021), 115022.
- [34] Shiping Wen, Rui Hu, Yin Yang, Tingwen Huang, Zhigang Zeng, and Yong-Duan Song. 2018. Memristor-based echo state network with online least mean square. *IEEE Transactions on Systems, Man, and Cybernetics: Systems* 49, 9 (2018), 1787–1796.
- [35] Ewelina Wlazlak, Piotr Zawal, and Konrad Szacilowski. 2020. Neuromorphic applications of a multivalued $[SnI_4(C_6H_5)_2SO_2]$ memristor incorporated in the echo state machine. *ACS Applied Electronic Materials* 2, 2 (2020), 329–338.
- [36] Jiawei Xu, Yuxiang Huan, Kunlong Yang, Yiqiang Zhan, Zhuo Zou, and Li-Rong Zheng. 2018. Optimized near-zero quantization method for flexible memristor based neural network. *IEEE Access* 6 (2018), 29320–29331.
- [37] Chris Yakopcic. 2014. *Memristor device modeling and circuit design for read out integrated circuits, memory architectures, and neuromorphic systems*. University of Dayton.
- [38] J Joshua Yang, M-X Zhang, John Paul Strachan, Feng Miao, Matthew D Pickett, Ronald D Kelley, G Medeiros-Ribeiro, and R Stanley Williams. 2010. High switching endurance in TaO x memristive devices. *Applied Physics Letters* 97, 23 (2010), 232102.
- [39] Heng Zhang and Danilo Vasconcelos Vargas. 2023. A Survey on Reservoir Computing and its Interdisciplinary Applications Beyond Traditional Machine Learning. *IEEE Access* (2023).
- [40] Abdullah M. Ziyarah, Alaa M. Abdul-Hadi, and Dhireesha Kudithipudi. 2023. Reservoir Network With Structural Plasticity for Human Activity Recognition. *IEEE Transactions on Emerging Topics in Computational Intelligence* (2023), 1–11. <https://doi.org/10.1109/TETCI.2023.3330422>
- [41] Abdullah M Ziyarah, Kevin Gomez, and Dhireesha Kudithipudi. 2020. Neuromorphic system for spatial and temporal information processing. *IEEE Trans. Comput.* 69, 8 (2020), 1099–1112.
- [42] Abdullah M Ziyarah and Dhireesha Kudithipudi. 2018. Semi-trained memristive crossbar computing engine with in situ learning accelerator. *ACM Journal on Emerging Technologies in Computing Systems (JETC)* 14, 4 (2018), 1–16.
- [43] Abdullah M Ziyarah and Dhireesha Kudithipudi. 2019. Neuromemristive architecture of HTM with on-device learning and neurogenesis. *ACM Journal on Emerging Technologies in Computing Systems (JETC)* 15, 3 (2019), 1–24.
- [44] Abdullah M Ziyarah and Dhireesha Kudithipudi. 2019. Neuromemristive multi-layer random projection network with on-device learning. In *2019 International Joint Conference on Neural Networks (IJCNN)*. IEEE, 1–8.
- [45] Abdullah M Ziyarah, Nicholas Soures, Lydia Hays, Robin B Jacobs-Gedrim, Sapan Agarwal, Matthew Marinella, and Dhireesha Kudithipudi. 2017. Ziksa: On-chip learning accelerator with memristor crossbars for multilevel neural networks. In *2017 IEEE International Symposium on Circuits and Systems (ISCAS)*. IEEE, 1–4.