

Detecting Multimodal Situations with Insufficient Context and Abstaining from Baseless Predictions

Junzhang Liu*
Columbia University
New York, USA
jl6262@columbia.edu

Zhecan Wang*
Columbia University
New York, USA
zw2627@columbia.edu

Hammad Ayyubi*
Columbia University
New York, USA
ha2578@columbia.edu

Haoxuan You
Columbia University
New York, USA
hy2612@columbia.edu

Chris Thomas
Virginia Tech
Virginia, USA
chris@cs.vt.edu

Rui Sun
Columbia University
New York, USA
rs4110@columbia.edu

Shih-Fu Chang
Columbia University
New York, USA
sc250@columbia.edu

Kai-Wei Chang
University of California, Los Angeles
Los Angeles, USA
kwchang@cs.ucla.edu




Figure 1: Examples of samples with insufficient context to answer the question across several representative Vision Language Understanding (VLU) benchmarks. “Q” represents the question, “A” stands for the answer, and “P” denotes a typical Vision Language Model (VLM; here BLIP-2) prediction. We find that samples with insufficient context are common across several VLU benchmarks, causing VLMs to hallucinate predictions. Using (wearing) our proposed CARA (hat), VLMs are able to abstain from responding instead of making baseless predictions in such cases.

ABSTRACT

Despite the widespread adoption of Vision-Language Understanding (VLU) benchmarks such as VQA v2, OKVQA, A-OKVQA, GQA, VCR, SWAG, and VisualCOMET, our analysis reveals a pervasive issue affecting their integrity: these benchmarks contain samples where answers rely on assumptions unsupported by the provided context. Training models on such data foster biased learning and hallucinations as models tend to make similar unwarranted assumptions. To address this issue, we collect contextual data for each sample whenever available and train a context selection module to facilitate evidence-based model predictions. Strong improvements across multiple benchmarks demonstrate the effectiveness of our approach. Further, we develop a general-purpose Context-AwaRe Abstention (CARA) detector to identify samples lacking sufficient context and enhance model accuracy by abstaining from responding if the required context is absent. CARA exhibits generalization to new benchmarks it wasn’t trained on, underscoring its utility for future VLU benchmarks in detecting or cleaning samples with inadequate context. Finally, we curate a Context Ambiguity and

Sufficiency Evaluation (CASE) set to benchmark the performance of insufficient context detectors. Overall, our work represents a significant advancement in ensuring that vision-language models generate trustworthy and evidence-based outputs in complex real-world scenarios.

1 INTRODUCTION

A number of Vision Language Understanding (VLU) benchmarks have been proposed to evaluate the capability of models to interpret complex multimodal scenarios and events [1, 29, 31, 40, 55, 57]. However, these benchmarks often include samples with insufficient event-specific context to answer the given questions. For instance, in the first example of Figure 1, it is impossible to answer why the boat is messy without knowing what had happened before. Similarly, in the second example of Figure 1, knowledge of [Person 1]’s prior interaction is required to determine how the person feels. Answering the questions for these examples requires more contextual information about the events depicted in the images than is available from the image alone.

*Equal Contribution. The orders of the authors are based on rolling dice.

Our analysis reveals that this issue of insufficient event-specific context is pervasive in many VLU datasets. Figure 1 illustrates examples from some representative benchmarks – VQA v2 [1], Visual Commonsense Reasoning (VCR) [56], OKVQA [29], A-OKVQA [40], and VisualCOMET [31]. The lack of sufficient and specific context in the provided samples forces models trained on such data to guess possible answers, leading to models that confidently predict answers without evidential support. Models that tend to hallucinate assumptions in this way undermine their trustworthiness and limit their real-world applicability in settings where accuracy is critical e.g., assistive technologies for the visually impaired [12, 32, 60], autonomous vehicles and robotics [13, 16], healthcare applications [26] or security and surveillance [47].

Our findings of the ubiquity of this problem lead us to two critical questions: 1) If the context can be retrieved, e.g., we can obtain the corresponding video as context when the sample has an image from that video, how to identify the most necessary context and effectively incorporate it into models? 2) If there is no available context, e.g., the sample has an in-the-wild image, can we develop a generalizable method to identify samples with insufficient context and abstain from making baseless predictions?

Regarding the first question, numerous methods [20, 42] have been proposed to enhance image-text understanding with external knowledge. Yet, these approaches fail to address the absence of *event-specific* context, which is not available in external sources. The challenges presented in Figure 1, for example, cannot be overcome simply through the application of general knowledge, as they require insights directly related to the depicted events.

As for the second question, no prior work has focused on abstaining from speculative responses by identifying insufficient event-specific context across existing VLU benchmarks. Existing works refrain from answering either due to low model confidence [52] or due to out-of-distribution samples [6]. Consequently, they would still make unfounded predictions for samples with high model confidence or in-domain samples but insufficient context.

We address these limitations by 1) Collecting contextual data where available (VCR, SWAG, and VisualCOMET) and building a novel model-agnostic plug-and-play context selection module to incorporate context into model prediction (see Figure 2); 2) Reusing the aforementioned module to collect pseudo-labels to train a Context-AwaRe Abstention (CARA) module, capable of identifying samples with insufficient context. Both our context selection module and CARA are model- and task-agnostic.

Our experiments demonstrate that our context selection module consistently improves performance across models and tasks. In the process, we also investigate several important questions: 1) In which modality (visual, textual, or both) does context benefit the most? 2) How long is context useful before it becomes noise? Further, we show that CARA boosts state-of-the-art model performance in full-shot and zero-shot settings by reducing inaccurate predictions through abstention from baseless or hallucinated responses. CARA, trained on one benchmark, can effortlessly generalize to other benchmarks as well. This provides evidence that CARA could be useful for future benchmarks as well without any re-training. It could even be used to clean future benchmarks of samples with insufficient context. Moreover, as CARA prevents models from

making predictions that are not grounded in contextual evidence, we believe it will significantly improve model trustworthiness.

Lastly, to evaluate CARA’s quality and benchmark its performance, we also curate an evaluation set manually annotated with the labels – sufficient or insufficient context. This data is valuable for the future development of insufficient context detectors.

In summary, our work makes several key contributions:

- **Highlighting a Systemic Issue:** We identify a pervasive problem in common VLU benchmarks, i.e., the presence of samples with insufficient context. This issue has been largely overlooked in prior studies, despite its impact on the performance and reliability of VLU models. We conduct an extensive analysis across benchmarks to reveal the extent of this problem.
- **Incorporating Context Effectively:** We address the issue of insufficient event-specific context in VCR, SWAG, and VisualCOMET benchmarks by introducing a novel context selection method. This enhances model performance by accurately identifying and integrating relevant context into task resolution.
- **Multimodal Abstention Detector:** We develop CARA, a method for abstaining on samples lacking necessary context, and demonstrate its generalization across new benchmarks.
- **Data Contribution:** We collect contextual data for VCR, SWAG, and VisualCOMET, which is valuable for further exploration of context-aware model prediction. Moreover, we create a Context Ambiguity and Sufficiency Evaluation (CASE) set for insufficient context detection.

2 RELATED WORK

2.0.1 Unanswerable Visual Questions. The challenge of determining the answerability of visual questions has been explored primarily from two main directions: 1) relevance of the question or 2) quality of the image. The former direction focuses on creating datasets and methods that test models’ ability to flag irrelevant questions [18, 23, 28, 34, 46] or questions inquiring about objects absent in the image [24, 27, 53]. On the other hand, the latter direction requires models to flag unanswerable samples due to low image quality [3, 12]. Both directions overlook the nuanced complexity of unanswerability in the case of insufficient context for high-quality images paired with relevant questions. It is this gap that our work aims to bridge.

2.0.2 VLU with External Resources. When information in the image is insufficient to answer the question [29, 38, 40], several methods have been proposed to augment the provided information with external knowledge from Wikipedia [25], the internet [15], and knowledge graphs [20, 42]. Our approach is similar in retrieving extra information to complement the provided visual information. However, we retrieve contextual information directly related to events and entities depicted in the image, while prior approaches search for general factual [2, 50] or commonsense knowledge [39, 43]. The contextual information we seek, for example, the reason for [Person 1]’s injury in Figure 2, is unavailable in those external sources. Limited works have explored specific sample-related contextual information. Naik et al. [30] utilize image source metadata while

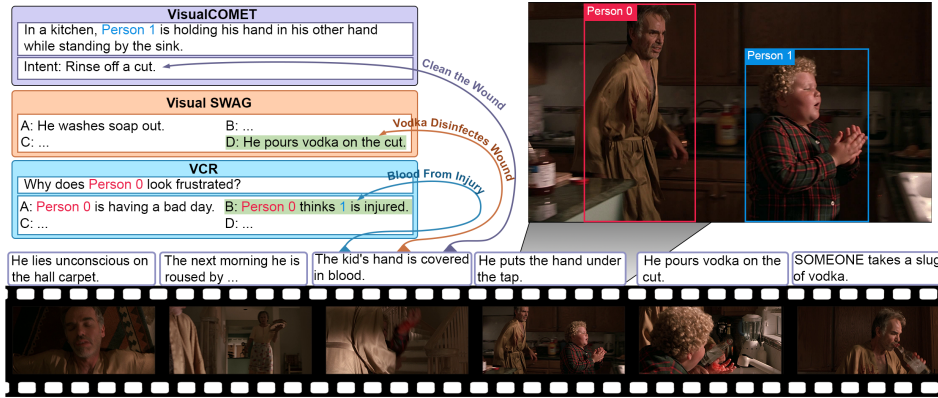


Figure 2: Illustration of how we obtain contextual data for VCR, Visual SWAG, and VisualCOMET. The video from which the image sample is sourced is identified to obtain temporal context in the form of frames and captions around the image sample in question. The context provides the necessary evidence required to answer these highly semantic questions.

Biten et al. [4], Tran et al. [48] leverage paired news article. Both cases bypass context retrieval by exploiting image metadata as is, unlike our work. Furthermore, they do not focus on integrating temporal or event-specific context, which is crucial for reasoning in semantically complex VLU tasks.

2.0.3 Abstention in Multimodal Systems. Abstaining from responding instead of making incorrect predictions was originally explored in the unimodal language domain to address out-of-distribution or adversarial inputs [5, 7, 9, 17, 19, 49]. In the multimodal domain, recent works have been proposed that abstain similarly in the case of out-of-distribution samples [6] or low model confidence [52]. In contrast, our proposed approach avoids making predictions when sufficient context to answer the question is unavailable. Unlike prior works, our abstention mechanism works from a data-centric view and applies to new benchmarks without any re-training.

3 PROBLEM SPACE

We investigate several benchmarks to study the problem of insufficient context in VLU domain: VQA v2, OKVQA, A-OKVQA, GQA, VCR, VisualCOMET, and Visual SWAG. These datasets cover a range of VLU tasks, such as visual question answering, image-based text generation, and image-text matching. Notably, SWAG is a text-only entailed event inference dataset. To facilitate the study on multimodal event entailment inference, we replace the text premise in SWAG with the corresponding image frame retrieved from the samples’ source video. We call this multimodal dataset, Visual SWAG, where given an image premise, the required task is to infer the entailed event in textual form.

For the datasets with contextual data available – VCR, VisualCOMET, and Visual SWAG – we first collect that contextual data, as in Section 4. Then, we utilize it to facilitate evidence-based VLM prediction via a context selection module, as in Section 5.1. Further, we leverage a combination of vanilla VLM and VLM trained with context to pseudo-label samples with insufficient context. The pseudo labels are then used to train an insufficient context detector, CARA. We demonstrate that CARA generalizes to VQA v2, OKVQA, A-OKVQA, and GQA without having ever been trained on them.

The input information for the above reasoning benchmarks can be generally denoted as $x = (x_T, x_I)$ where x_T is the textual input and x_I is the image input. In our first study, we explore whether adding another input Context, $x = (x_T, x_I, C)$, can help and explore how to obtain the most beneficial context. For our second study, we develop functions to detect samples with insufficient context in the input, $x = (x_T, x_I)$, and abstain from making baseless predictions.

4 CONTEXTUAL DATA COLLECTION

We begin by collecting contextual data for the three VLU benchmarks described above. These benchmarks evaluate models’ understanding of events using images sourced from existing video datasets. To ensure comprehensive context is provided for each sample across the tasks, we collected multimodal contextual data, including preceding and subsequent visual frames along with paired text scripts. We first discuss how we retrieved the source video data and then how context was retrieved and filtered. Finally, we present statistics about our assembled dataset.

4.1 Data Fetching

The images from VCR, VisualCOMET, and Visual SWAG are derived from video sources like LSMDC [36], ActivityNet[10], or YouTube. These video datasets consist of sequences of video clips, where each clip is paired with a sentence describing the event in the clip. Since annotations in VCR, VisualCOMET, and Visual SWAG include specific frame IDs and clip IDs for most samples, we can locate and retrieve the source clip of the corresponding sample. We removed all samples for which we could not find the corresponding source clip or paired video scripts.

4.2 Context Retrieval and Filtering

4.2.1 Context Retrieval. We retrieve the clips before and after the corresponding source clip as visual context. These video clips are also paired with video scripts. We retrieve these scripts as text context for data points. However, using video frames as visual context can be highly redundant due to their repetitive nature (i.e. adjacent frames are generally very similar), thus we find the most descriptive frame from each of these clips by finding the best match with the

script using a pre-trained CLIP [33] model. More formally, we denote context from preceding clips with negative indices ($c_{-3}, c_{-2}\dots$), while context from succeeding clips has positive indices ($c_1, c_2\dots$), where each c_i consists of both vision and language contexts.

4.2.2 Context Filtering. Given that a substantial portion of our datasets comprises temporal questions, specifically those inquiring about states before and after, we take precautions to avoid inadvertently providing context that may disclose the answer to the model. We achieve this by identifying such cases using keywords and then filtering out contexts that could potentially lead to cheating. For instance, samples featuring questions about the past will be devoid of negatively indexed contexts.

4.3 Data Statistics

4.3.1 Training Data. Our training dataset split includes 41,008 image-text pairs from the train split of Visual SWAG, with an additional 94,404 distinct image-text pairs as multimodal context; 119,994 image-question pairs from the train split of VCR with 79,913 distinct image-text context pairs; and 190,457 image-text pairs (from 63,499 unique situations) from the train split of VisualCOMET, with 79,109 distinct image-text context pairs.

4.3.2 Evaluation Data. Our validation set includes 10,645 image-text pairs from the train split of Visual SWAG with 57,880 distinct image-text pairs as multimodal context; 15,092 image-question pairs from the train split of VCR with 10,014 distinct image-text context pairs; and 23,930 image-text pairs (from 7,978 unique situations) from the train split of VisualCOMET, with 9,933 distinct image-text context pairs.

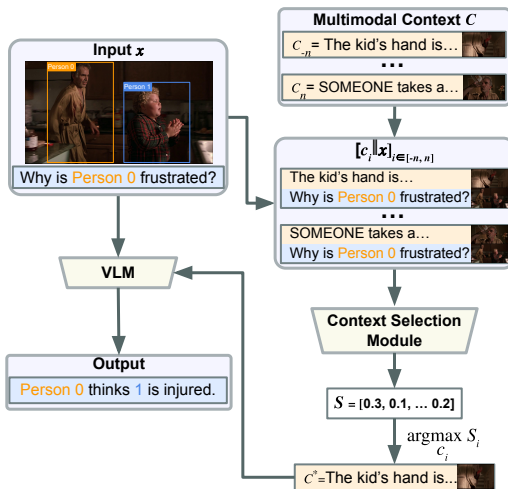


Figure 3: A high-level demonstration of the probabilistic context selection method. For the VLM’s input, in addition to the question and image, a context sentence selected by the Context Selection Module is appended to the original input.

5 METHOD

Using our collected contextual data, we first develop a model-agnostic smart context selection module to add relevant context to

samples to improve the model’s understanding of the sample and, hence, its performance. We then create a multimodal abstention model to identify samples lacking sufficient event-specific context and prevent models from making baseless predictions on such samples.

5.1 Context Selection Module

Consider a Vision-Language Model (VLM) M , with image input x_I and text input x_T . The most straightforward way to incorporate context, $C = [c_i]_{i \in [-n, n]}$, is to append it to the model input. That is, $y_{pred} = M(x, C)$, where $x = (x_I, x_T)$. This results in a brute-force context injection approach, which is both heavily computationally expensive and potentially noisy. Instead, we aim to build a method to intelligently select the most relevant context according to the given target image and text premises.

We thus propose a “probabilistic context selection” method (see Figure 3). This end-to-end, model-agnostic technique aims to streamline the selection of event-specific context. Our method features a context selection module M_c designed to identify the most relevant context c^* for the given input x . As a result, the model’s output is given by $y_{pred}^* = M(x, c^*)$. The core idea behind this approach is that it can dynamically select the context that is most aligned with the input. This allows it to integrate only the most relevant context into the downstream reasoning process while filtering out noisy context. We demonstrate that this significantly improves the model’s ability to handle complex reasoning tasks requiring contextual information.

Specifically, for a given input x and a set of context c_i , the selection module M_c computes a score vector $S = [s_i]_{i \in [-n, n]} = M_c(x, c_i)$. Each score s_i within this vector denotes the relevance of c_i to x . The c_i with the highest s_i is chosen as the selected context for inference. During training, each s_i is used to (softly) select the c_i as the context in the VLM, M . This encourages the context selection module M_c to assign a low weight to context c_i , which leads to a high loss in M and vice versa. Thus, M_c is trained to assign a high weight to the most relevant context. The resulting loss function is:

$$\mathcal{L} = \sum_{i=-n}^n s_i \cdot l(M(x, c_i), y) \quad (1)$$

where, l represents the cross-entropy loss.

This probabilistic sampling procedure, where c_i is sampled using s_i , is differentiable end-to-end. We illustrate how the context selection module interacts with the backbone VLM in Figure 3.

For a given input x and a specific context c_i , we append the context with the input to create $x_i = [x \parallel c_i]$. More specifically, text context c_{iT} is appended to text input x_T and image context c_{iI} with image input x_I , creating $x_{iT} = [x_T \parallel c_{iT}]$ and $x_{iI} = [x_I \parallel c_{iI}]$ respectively. x_{iT} and x_{iI} are then processed by M as it would normally process x_T and x_I .

5.2 Multimodal Abstention Detector

The above section assumes additional context is available to be recovered through retrieval. However, in many real-world scenarios, additional context may not be available. Thus, we propose a generalized multimodal abstention detector that aims to identify if a

sample is unanswerable due to a lack of context thereby preventing baseless predictions.

Developing a mechanism to detect samples with insufficient event-specific context is an extremely challenging problem because the model must first hypothesize what the sufficient context would be to answer the question before determining if that context is lacking. In this work, we present a straightforward yet effective solution to address this issue. We leverage our previously trained model with context and compare its response with a vanilla model trained without context to pseudo-label if the sample contains or lacks sufficient context. Our key insight is that if a sample already has sufficient context, the model’s response should remain relatively consistent when additional context is added. Conversely, if the sample lacks sufficient context, the model’s response should improve on adding additional context. The pseudo labels are then used to train our insufficient context detector. We illustrate this process in Figure 4 and detail it below.

5.2.1 Confidence-Driven Pseudo-Labeling. We train two models: a Context-VLM (C-VLM), which incorporates context into its decision-making process (as detailed in Section 5.1, and a vanilla VLM, which operates without context. We compare the responses from both models to pseudo-label samples as follows:

- **Positive:** Instances correctly answered by the C-VLM model with high confidence above a designated threshold, γ , but incorrectly answered by the VLM with low confidence below a designated threshold μ . The significant difference in accuracy and confidence suggests that these instances previously lacked sufficient context for unambiguous understanding.
- **Negative:** Instances correctly recognized by both models with confidence above threshold γ , implying that context does not play a critical role in their identification.
- **Excluded:** Instances not fitting into the above categories are excluded. The impact of context on these instances is uncertain, and including them could introduce noise into the model training process.

When pseudo-labeling the training set, we divide the dataset into two equal parts. Each part is labeled based on the inference results obtained from the two models trained on the other half. This strategy ensures a robust pseudo-labeling process that mitigates overfitting risks and data leakage from the validation set.

5.2.2 Training. After pseudo-labeling the data points, we train CARA, a 24-layer cross-modal attention module as our insufficient context detector via cross-entropy loss. The input to CARA is a sample image and the corresponding question or statement, and the output is a binary label denoting whether the sample lacks sufficient context or not.

5.2.3 Inferencing. When inferencing using CARA, we predict if a data point lacks sufficient context based on whether CARA’s prediction score exceeds a dataset-specific threshold θ .

Note that during both training and inference, the detector operates *without access to context*. Our goal is to develop a generalized detector that maintains high performance and generalizability across datasets, regardless of whether context is available.

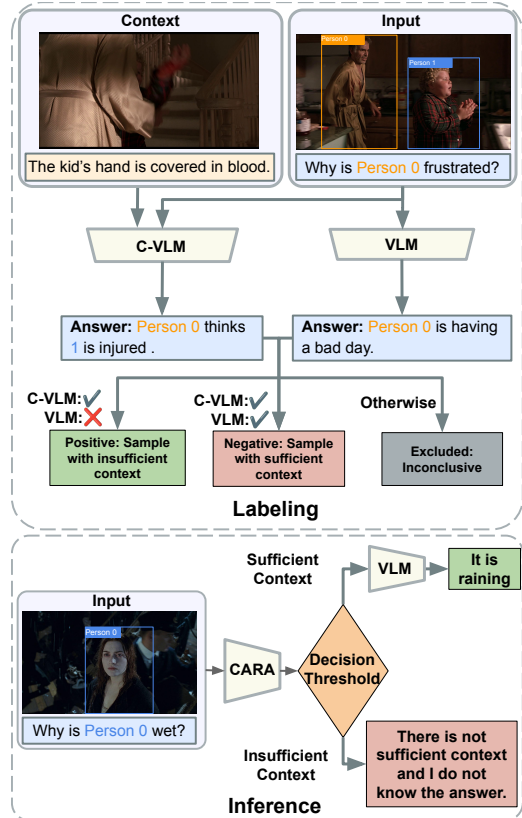


Figure 4: Top: We use models with/without context to pseudo-label whether instances need context. The labeled data is then used to train CARA. Bottom: CARA decides whether to abstain based on whether the input contains sufficient context.

6 EXPERIMENTS

In this section, we present experimental results and analysis to illustrate the effectiveness of our context selection methodology and CARA. We first present implementation details, followed by context selection results and abstention detection results.

6.1 Implementation Details

6.1.1 Base Models. We demonstrate the efficacy of our approach on two different classes of VLMs: discriminative (VL-BERT[44]) and generative (BLIP [22], BLIP2 [21], MCAN[54], MiniGPT-4 [59], OFA [51], PNP[45], Prophet[41], and PromptCap[14]). Generalization across models shows that our approach is model-agnostic. We adhered strictly to the implementation described in the original papers and repositories of all models.

6.1.2 Training. Fine-tuning of VL-BERT, BLIP, and OFA is done with 2 NVIDIA-RTX 24 GB GPUs with batch size 32, BLIP2 and MiniGPT-4 are trained with 2 NVIDIA A100 GPUS with the same batch size. The initial learning rates for VL-BERT, BLIP, BLIP2, MiniGPT-4, and OFA are $7e-5$, $1e-5$, $2e-5$, $3e-5$, and $3e-5$, respectively. VL-BERT is trained for 20 epochs, and BLIP is for 10 epochs, while BLIP2 and MiniGPT-4 are trained for 5 epochs. For OFA, we follow the original implementation and train a total of 40K steps. Training

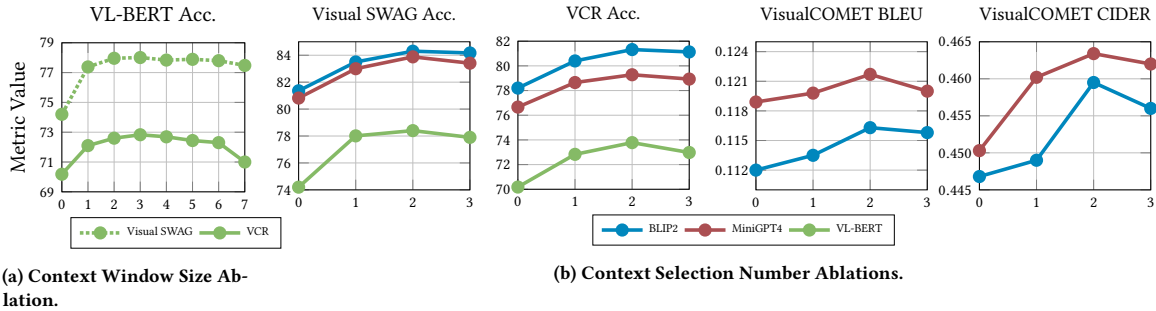


Figure 5: (a) Ablation study for context window size. The performance of VL-BERT in accuracy is plotted on y-axis against context window size on x-axis for Visual SWAG (dotted) and VCR (solid). The peak accuracy at window size 3 indicates the optimal size. (b) Ablation study for context selection number. The performance of multiple models (in different colors) is plotted on y-axis against context selection number on x-axis for multiple datasets. We allow the VLM to observe multiple contexts within the window size. The peak in the curve indicates selecting 2 out of 3 contexts results in the best performance.

of the models takes ~ 48 hours. The abstention detector is trained for 10 epochs with a learning rate of $7e-5$.

6.1.3 Context Selection. BLIP, BLIP2, MiniGPT-4, and OFA lack native RoI functions as in VL-BERT. Thus, to process datasets requiring RoI handling such as VCR and VisualCOMET we adopt Merlot’s approach [58] of drawing colored highlights around referenced entities in pixel space, as shown in Figure 2. In our experiments, we employ a Sentence-BERT [35] as the text encoder for M_C , and a ViT [8] as the vision encoder. We fuse the global embeddings from those two encoders’ output via concatenation and apply an MLP with sigmoid to map the fused feature into a score ranging from 0 to 1.

6.1.4 Abstention Detector. We use a 24-layer cross-modal attention model as the multimodal abstention detector, following [44] to initialize and train it on datasets labeled with the pseudo-labeling method described in Section 5.2. However, this results in an unbalanced training set with significantly more negative data points. To address this, we apply loss weighting during training. Our experiments show increasing the weight of positive data points in the loss by six results in the highest evaluation performance.

The CARA tailored for the Visual SWAG and VCR tasks are trained on their respective datasets. However, since VisualCOMET is a generative dataset without a binary correctness measure, we utilize the CARA trained on VCR for it instead. In practice, we utilize heuristics rules¹ integrating the confidence scores of the VLM and CARA’s prediction to obtain the best model performance over downstream tasks.

When conducting confidence-driven pseudo-labeling, the hyperparameters for filtering thresholds, γ , is 0.7 and μ is 0.5.

6.2 Context Selection Results

To determine the best way to integrate context into VLU tasks, we first perform extensive ablation experiments. We analyze various components of our context selection method, including modalities, window size, number of selected frames or scripts, and selection strategies. Finally, we apply our method to benchmark approaches.

¹Please refer to the Supplementary Materials for the detailed implementation steps.

Table 1: (a) Ablation of context and selection modality on Visual SWAG. Best performance is achieved when both context and selection modality is textual. (b) Ablation of context selection methods. The top half selects context using language models while The bottom half selects using context index.

(a) Context and Selection Modality			(b) Selection Strategy		
Context	Selection	Acc.	Method	V. SWAG	VCR
No context	N/A	74.20	Embedding Sim.	76.91	72.44
			Prob Selection	78.4	73.78
Text	Text	78.01	Random	76.79	71.43
Text	Image	77.87	Index -1	77.86	71.76
Text	Text+Image	77.78	Index -2	77.25	71.01
Image	Text	75.28	Index -3	76.15	70.23
Image	Image	74.97			
Image+Text	Text	77.57			
Image+Text	Image	76.43			

Table 2: Experiment results of VLMs on Visual SWAG, VCR, and VisualCOMET with/without context. Models with Prob Selection (Prob.) show significant improvement over the baselines. VL-BERT cannot be trained for generative tasks, so results on VisualCOMET are not shown.

Model	V.SWAG Acc.	VCR Acc.	VisualCOMET		
			BLEU4	CIDER	METEOR
VL-BERT	74.20	70.18	-	-	-
VL-BERT+Prob.	78.40	73.78	-	-	-
BLIP	62.65	69.03	0.1098	0.4468	0.1656
BLIP+Prob.	63.22	70.74	0.1147	0.4595	0.1674
BLIP2	81.30	78.20	0.1120	0.4492	0.1648
BLIP2+Prob.	84.36	81.32	0.1163	0.4612	0.1672
OFA	54.07	69.35	0.1329	0.4446	0.1527
OFA+Prob.	59.44	73.20	0.1354	0.4642	0.1558
MiniGPT-4	80.82	76.66	0.1189	0.4503	0.1653
MiniGPT-4+Prob.	83.88	79.28	0.1217	0.4634	0.1679

6.2.1 Data Modality Ablation. To ensure the best context utilization, we examine which modalities are most effective for both selecting relevant context and integrating it into VLMs. Table 1a

Table 3: Performance Analysis of CARA on CASE. While performing better than baselines, CARA also generalizes to new benchmarks without ever been trained on them.

Method	Pseudolabelled Data Source	CASE-VCR	CASE-V.SWAG
CARA	VCR	75.69	64.55
	V.SWAG	54.09	73.05
Selector-MaxProb	-	51.03	50.1
Selector-MLP	-	54.82	53.84

Table 4: VLM performance enhancement by using CARA. CARA consistently improves performance across VLMs and benchmarks. * indicates the performance obtained via applying CARA trained on VCR.

Model	V.SWAG Acc.	VCR Acc.	VisualCOMET		
			BLEU4	CIDER	METEOR
VL-BERT	73.72	70.13	-	-	-
VL-BERT+CARA	77.04 (74.76*)	73.40	-	-	-
BLIP2	81.30	78.20	0.1120	0.4492	0.1648
BLIP2+CARA	82.93	79.77	0.1179*	0.4642*	0.1674*

Table 5: CARA Generalization. CARA improves VLM performance across several benchmarks despite never being trained on them, indicating its utility even for future benchmarks.

Model	VQA v2 +CARA		GQA +CARA		OKVQA +CARA		A-OKVQA +CARA	
<i>Zero-shot</i>								
BLIP2	62.5	64.9	46.33	47.57	34.68	36.55	43.94	45.00
PNP	57.52	60.42	35.68	36.96	26.98	28.54	27.78	28.43
Prophet	-	-	-	-	61.1	62.28	58.20	58.37
PromptCap	-	-	-	-	60.44	61.54	60.43	60.59
MCAN	-	-	-	-	53.05	53.63	51.97	52.09

Table 6: Analysis of CARA abstained samples by humans, with percentages indicating "Abstained" samples where the model refrained from predicting, and "Ambiguous" and "Insufficient" denoting the proportions of abstained samples judged as such. Samples lacking context are considered ambiguous, but not vice versa. Majority of CARA-abstained samples are ambiguous, proving CARA works by removing ambiguous samples, not hard samples.

	Abstention	VQA v2	GQA	OKVQA	A-OKVQA
Abstained		10.90	5.78	28.77	5.12
Ambiguous	CARA	69.00	70.00	64.00	69.00
Insufficient Context		47.00	42.00	46.00	53.00
Abstained		21.07	17.05	34.08	25.08
Ambiguous	Selector-MLP	23.00	16.00	25.00	17.00
Insufficient Context		18.00	14.00	20.00	16.00

shows results from experiments over VL-BERT with different input and output modalities for our context selection module. The "Selection modality" column denotes the modality used to select context and "Context Modality" refers to the modality of selected context². We find that using text as both the selection and context

²Please refer to the Supplementary Materials for details.

modality is the most effective approach. This trend holds across different context modalities (image, text, or both).

Regardless of the selection modality, we find adding visual context typically leads to a performance drop. Using text alone for context consistently yields the best results. While the visual context may offer rich information, our findings suggest it often introduces noise, which hurts performance. This highlights an opportunity for future research in integrating multimodal context in VLU tasks. However, one critical finding is that our approach never decreases the performance of the VLM, even in the absence of text for selection or context. To perform this ablation, we use a window size of 3, select one context unit, and use our probabilistic selection method.

6.2.2 Window Size Ablation. We next experiment with different context window sizes for VL-BERT on the Visual SWAG and VCR datasets. In this experiment, we limit the number of selected context units to 1, and the window size can range from 0 (no context) to 7. Figure 5a shows how VL-BERT’s performance varies with different window sizes. Our results indicate that models with nonzero window sizes outperform the baseline (window size of 0). However, performance plateaus and eventually decreases with excessively large window sizes. The peak accuracies on both VCR and Visual SWAG datasets suggest that their optimal window sizes are 3.

6.2.3 Selection Number Ablation. Next, we analyze the impact of the amount of context on model performance. Figure 5b presents the results of training VL-BERT, BLIP2, and MiniGPT-4 on VCR and Visual SWAG datasets with different numbers of selected contexts over a window size of 3. In this setup, M_c considers all possible combinations of concatenating r context from n available options arranged temporally rather than being limited to a single optimal context. The models achieved their best performance across all three datasets with a selection number of 2. Notice the drop at the right end of each graph, where the selection number equals the window size. This extreme scenario inputs all the contexts inside the window without a context selection module and shows the importance of our selection module for improving context utilization.

6.2.4 Selection Strategy Ablation. In Table 1b, we compare context selection strategies with VL-BERT to determine the most effective one. The bottom of the table presents results from heuristic methods based on context indices, while the top part explores dynamic selection strategies leveraging the embedding similarity. More specifically, we can rely on sentence similarity between the question and text context using Sentence-BERT [35] after determining textual modality as the optimal selection modality. Both the embedding similarity method and heuristic methods are notably outperformed by our jointly trained model, the probabilistic context selection method. In this comparison, selection methods are limited to a window size of 3 and 2 selected contexts.

6.2.5 Benchmark Comparison. We apply our probabilistic context selection approach to various base models and report the results in Table 2. With our probabilistic selection method (+ Prob.), all five base models can generally improve their performance across three tasks. Furthermore, the base models can achieve SOTA scores on VisualCOMET with our selection method. These results verify the benefits of incorporating contextual information into VLU tasks and the effectiveness of our method.

Table 7: Abstention analysis on VQA v2. We compare CARA’s system risk \mathcal{R} , effective reliability Φ_1 , and coverage C against baselines. The arrows following the metrics indicate the direction of improvement (for example (\downarrow) indicates lower the better). Risks in red are higher than tolerance, and metrics are highlighted in blue when CARA outperforms the baseline methods.

VLM	Method	Risk Tolerance $r = 10\%$			Risk Tolerance $r = 30\%$			Risk Tolerance $r = 50\%$		
		$\mathcal{R}(\downarrow)$	$\Phi_1(\uparrow)$	$C(\uparrow)$	$\mathcal{R}(\downarrow)$	$\Phi_1(\uparrow)$	$C(\uparrow)$	$\mathcal{R}(\downarrow)$	$\Phi_1(\uparrow)$	$C(\uparrow)$
BLIP2	Selector-MaxProb	1.4	5.0	5.2	4.9	18.7	21.2	8.5	29.3	36.8
	Selector-MLP	2.3	7.9	8.7	7.4	25.1	30.2	11.7	36.0	46.2
	CARA	2.6	10.0	10.7	8.8	31.1	38.8	13.1	39.0	56.3
PNP	Selector-MaxProb	29.5	2.3	7.3	35.5	12.1	45.8	41.6	23.2	79.5
	Selector-MLP	29.0	9.8	11.6	35.4	23.5	48.9	41.4	29.8	78.5
	CARA	28.9	13.6	15.4	36.6	28.6	51.3	41.8	33.5	80.1

6.3 Abstention Detector Results

In this section, we discuss the effect of our abstention detector by comparing the performance of VLMs with and without CARA.

6.3.1 Evaluation of Detection Accuracy for Samples with Insufficient Context. Building on the confidence-driven pseudo-labeling method outlined in Section 5.2.1, we assembled a small data pool of 500 positive and 500 negative image-question pairs from the VCR validation set and a similar one from Visual SWAG. These datasets were evaluated by Amazon Mechanical Turk workers to ascertain their ambiguity². With this curated data, we created the Context Ambiguity and Sufficiency Evaluation (CASE) Set, spanning both benchmarks to evaluate the efficacy of abstention methods in detecting samples with insufficient context.

We compare CARA to two established methods [52]: Selector-MaxProb, which abstains based on a predefined confidence threshold, and Selector-MLP, which predicts the likelihood of correct predictions using a Multilayer Perceptron module from an image and question. As demonstrated in Table 3, CARA exhibits high detection superior accuracy across these evaluation sets. Notably, when trained with the pseudo-labeled data from VCR, CARA also demonstrates strong performance on the CASE set of Visual SWAG, underscoring its generalizability. Moreover, the gap between CARA’s performance and human judgment (oracle accuracy) underscores the ongoing challenges in detecting samples with insufficient context and highlights the value of the CASE set for future research.

6.3.2 Performance Enhancement with CARA. We compare the performance of baseline VLMs with and without CARA across three VLU tasks in Table 4. When using CARA (+CARA), we calculate the accuracy of the baseline VLM only in instances where CARA indicates sufficient context for accurate prediction. The results show that CARA results in a significant improvement in performance across all three tasks. Surprisingly, adding CARA can approach or even exceed the benchmarks set by context-aware models (referenced in Table 2), showing that CARA adds substantial value for multimodal abstention.

6.3.3 Generalization Across VLU Benchmarks. To test CARA’s generalizability, we trained it on VCR and evaluated on VQA v2, GQA, OKVQA, and A-OKVQA in Table 5. Our findings demonstrate CARA’s robust generalizability, emphasizing its significance for future VLU benchmarks for performance gains or insufficient samples cleaning.

If we further investigate the data points filtered out by CARA and examine them by humans³, as in table 6, we can observe that the majority of data points filtered out by CARA consist of ambiguous questions and most of them lack sufficient context for a determined answer. These results demonstrate CARA’s effectiveness in enhancing model performance across benchmarks and underscore the key problem of instances lacking sufficient context within these benchmarks⁴.

6.3.4 Benchmarking Risk and Coverage. Previous abstention strategies or selective prediction systems [7, 9] were designed to optimize the balance between risk and coverage, where risk refers to the error rate for the predictions made, and coverage quantifies the total number of predictions issued. An optimal abstention strategy aims to minimize risk while maximizing coverage to the greatest extent possible. We assess the risk (\mathcal{R}) and coverage (C) performance metrics of CARA compared to previous abstention strategies. Our goal is to minimize risk while maximizing coverage. We also evaluate the effective reliability (Φ_c) of CARA, rewarding accurate predictions and penalizing incorrect responses.

Table 7 presents the evaluation results with varying risk tolerance levels (i.e. how much risk a model accepts before abstention). We observe that in most cases CARA’s \mathcal{R} ’s system risk is roughly on par with existing methods while achieving significantly higher reliability and effective coverage for both BLIP2 [21] and PNP [45].

7 QUALITATIVE EXAMPLES

Figure 6 shows qualitative examples of effective context in VLU (top) and context-aware abstention (bottom).

8 CONCLUSION

In this paper, we discussed the issue of insufficient context grappling existing VLU benchmarks and proposed strategies to effectively integrate context, when available, or abstain from speculative prediction in case of samples with insufficient context. We also contributed datasets to enable further exploration of this problem.

9 LIMITATION

Please refer to the LIMITATION section in the Supplementary Materials for a detailed discussion.

³Please refer to the Supplementary Materials for the detailed implementation steps.

⁴The verification results of abstained samples by human review over VCR, Visual-COMET, and Visual SWAG can be found in the Supplementary Materials.

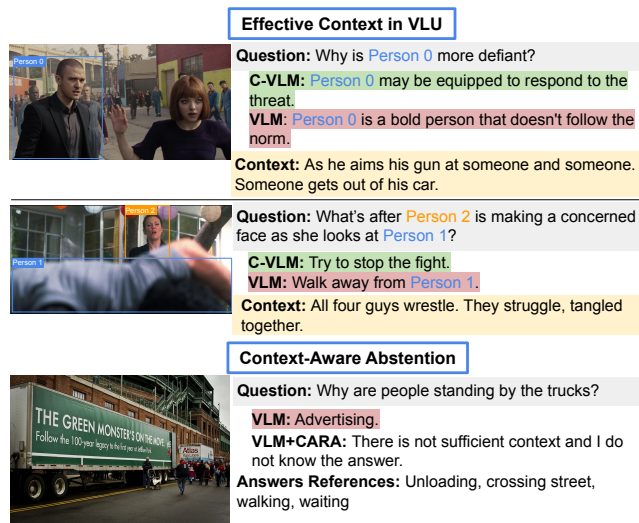


Figure 6: Qualitative Examples. Correct answers are highlighted in green. Incorrect answers are highlighted in red.

REFERENCES

[1] Stanislaw Antol, Aishwarya Agrawal, Jiasen Lu, Margaret Mitchell, Dhruv Batra, C Lawrence Zitnick, and Devi Parikh. 2015. Vqa: Visual question answering. In *Proceedings of the IEEE international conference on computer vision*. 2425–2433.

[2] Sören Auer, Christian Bizer, Georgi Kobilarov, Jens Lehmann, Richard Cyganiak, and Zachary Ives. 2007. DBpedia: A Nucleus for a Web of Open Data. *Lecture Notes in Computer Science* 6, 722–735. https://doi.org/10.1007/978-3-540-76298-0_52

[3] Nilavra Bhattacharya, Qing Li, and Danna Gurari. 2019. Why does a visual question have different answers?. In *Proceedings of the IEEE/CVF International Conference on Computer Vision*. 4271–4280.

[4] Ali Furkan Biten, Lluís Gomez, Marçal Rusiñol, and Dimosthenis Karatzas. 2019. Good News, Everyone! Context driven entity-aware captioning for news images. arXiv:1904.01475 [cs.CV]

[5] Chi-Keung Chow. 1957. An optimum character recognition system using decision functions. *IRE Transactions on Electronic Computers* 4 (1957), 247–254.

[6] Corentin Dancette, Spencer Whitehead, Rishabh Maheshwary, Ramakrishna Vedantam, Stefan Scherer, Xinlei Chen, Matthieu Cord, and Marcus Rohrbach. 2023. Improving Selective Visual Question Answering by Learning From Your Peers. In *Proceedings of the IEEE/CVF Conference on Computer Vision and Pattern Recognition (CVPR)*. 24049–24059.

[7] C. De Stefano, C. Sansone, and M. Vento. 2000. To reject or not to reject: that is the question-an answer in case of neural classifiers. *IEEE Transactions on Systems, Man, and Cybernetics, Part C (Applications and Reviews)* 30, 1 (2000), 84–94. <https://doi.org/10.1109/5326.827457>

[8] Alexey Dosovitskiy, Lucas Beyer, Alexander Kolesnikov, Dirk Weissenborn, Xiaohua Zhai, Thomas Unterthiner, Mostafa Dehghani, Matthias Minderer, Georg Heigold, Sylvain Gelly, Jakob Uszkoreit, and Neil Houlsby. 2021. An Image is Worth 16x16 Words: Transformers for Image Recognition at Scale. arXiv:2010.11929 [cs.CV]

[9] Ran El-Yaniv and Yair Wiener. 2010. On the Foundations of Noise-free Selective Classification. *Journal of Machine Learning Research* 11 (05 2010), 1605–1641.

[10] Bernard Ghanem Fabian Caba Heilbron, Victor Escorcia and Juan Carlos Niebles. 2015. ActivityNet: A Large-Scale Video Benchmark for Human Activity Understanding. In *Proceedings of the IEEE Conference on Computer Vision and Pattern Recognition*. 961–970.

[11] Rosa Falotico and Piero Quatto. 2015. Fleiss’ kappa statistic without paradoxes. *Quality & Quantity* 49 (2015), 463–470. <https://api.semanticscholar.org/CorpusID:121849847>

[12] Danna Gurari, Qing Li, Abigale J Stangl, Anhong Guo, Chi Lin, Kristen Grauman, Jiebo Luo, and Jeffrey P Bigham. 2018. Vizviz grand challenge: Answering visual questions from blind people. In *Proceedings of the IEEE conference on computer vision and pattern recognition*. 3608–3617.

[13] Nico Hochgeschwender, Gary Cornelius, and Holger Voos. 2019. Arguing Security of Autonomous Robots. In *2019 IEEE/RSJ International Conference on Intelligent Robots and Systems (IROS)*. 7791–7797. <https://doi.org/10.1109/IROS40897.2019.8967670>

[14] Yushi Hu, Hang Hua, Zhengyuan Yang, Weijia Shi, Noah A Smith, and Jiebo Luo. 2022. PromptCap: Prompt-Guided Task-Aware Image Captioning. *arXiv preprint arXiv:2211.09699* (2022).

[15] Ziniu Hu, Ahmet Iscen, Chen Sun, Zirui Wang, Kai-Wei Chang, Yizhou Sun, Cordelia Schmid, David A Ross, and Alireza Fathi. 2023. Reveal: Retrieval-augmented visual-language pre-training with multi-source multimodal knowledge memory. In *Proceedings of the IEEE/CVF conference on computer vision and pattern recognition*. 23369–23379.

[16] Farha Jahan, Weiqing Sun, Quamar Niyaz, and Mansoor Alam. 2019. Security Modeling of Autonomous Systems: A Survey. *ACM Comput. Surv.* 52, 5, Article 91 (sep 2019), 34 pages. <https://doi.org/10.1145/3337791>

[17] Yu Jiang, Vivek Natarajan, Xinlei Chen, Marcus Rohrbach, Dhruv Batra, and Devi Parikh. 2018. Pythia v0. 1: the winning entry to the vqa challenge 2018. *arXiv preprint arXiv:1807.09956* (2018).

[18] Kushal Kafle and Christopher Kanan. 2017. An analysis of visual question answering algorithms. In *Proceedings of the IEEE international conference on computer vision*. 1965–1973.

[19] Amita Kamath, Robin Jia, and Percy Liang. 2020. Selective Question Answering under Domain Shift. In *Proceedings of the 58th Annual Meeting of the Association for Computational Linguistics*, Dan Jurafsky, Joyce Chai, Natalie Schluter, and Joel Tetreault (Eds.). Association for Computational Linguistics, Online, 5684–5696. <https://doi.org/10.18653/v1/2020.acl-main.503>

[20] Jaeyun Lee and Incheol Kim. 2021. Vision-Language-Knowledge Co-Embedding for Visual Commonsense Reasoning. *Sensors (Basel, Switzerland)* 21 (2021). <https://api.semanticscholar.org/CorpusID:233462391>

[21] Junnan Li, Dongxu Li, Silvio Savarese, and Steven Hoi. 2023. BLIP-2: Bootstrapping Language-Image Pre-training with Frozen Image Encoders and Large Language Models. arXiv:2301.12597 [cs.CV]

[22] Junnan Li, Dongxu Li, Caiming Xiong, and Steven Hoi. 2022. BLIP: Bootstrapping Language-Image Pre-training for Unified Vision-Language Understanding and Generation. arXiv:2201.12086 [cs.CV]

[23] Mengdi Li, Cornelius Weber, and Stefan Wermter. 2020. Neural networks for detecting irrelevant questions during visual question answering. In *Artificial Neural Networks and Machine Learning—ICANN 2020: 29th International Conference on Artificial Neural Networks, Bratislava, Slovakia, September 15–18, 2020, Proceedings, Part II 29*. Springer, 786–797.

[24] Yifan Li, Yifan Du, Kun Zhou, Jinpeng Wang, Wayne Xin Zhao, and Ji-Rong Wen. 2023. Evaluating object hallucination in large vision-language models. *arXiv preprint arXiv:2305.10355* (2023).

[25] Weizhe Lin and Bill Byrne. 2022. Retrieval augmented visual question answering with outside knowledge. *arXiv preprint arXiv:2210.03809* (2022).

[26] Zhihong Lin, Donghao Zhang, Qingyi Tao, Danli Shi, Gholamreza Haffari, Qi Wu, Mingguang He, and Zongyuan Ge. 2023. Medical visual question answering: A survey. *Artificial Intelligence in Medicine* (2023), 102611.

[27] Holy Lovenia, Wenliang Dai, Samuel Cahyawijaya, Ziwei Ji, and Pascale Fung. 2023. Negative object presence evaluation (nope) to measure object hallucination in vision-language models. *arXiv preprint arXiv:2310.05338* (2023).

[28] Aroma Mahendru, Viraj Prabhu, Akrit Mohapatra, Dhruv Batra, and Stefan Lee. 2017. The Promise of Premise: Harnessing Question Premises in Visual Question Answering. In *Proceedings of the 2017 Conference on Empirical Methods in Natural Language Processing*, Martha Palmer, Rebecca Hwa, and Sebastian Riedel (Eds.). Association for Computational Linguistics, Copenhagen, Denmark, 926–935. <https://doi.org/10.18653/v1/D17-1097>

[29] Kenneth Marino, Mohammad Rastegari, Ali Farhadi, and Roozbeh Mottaghi. 2019. OK-VQA: A Visual Question Answering Benchmark Requiring External Knowledge. In *Conference on Computer Vision and Pattern Recognition (CVPR)*.

[30] Nandita Naik, Christopher Potts, and Elisa Kreiss. 2023. Context-VQA: Towards Context-Aware and Purposeful Visual Question Answering. In *Proceedings of the IEEE/CVF International Conference on Computer Vision (ICCV) Workshops*. 2821–2825.

[31] Jae Sung Park, Chandra Bhagavatula, Roozbeh Mottaghi, Ali Farhadi, and Yejin Choi. 2020. VisualCOMET: Reasoning about the Dynamic Context of a Still Image. arXiv:2004.10796 [cs.CV]

[32] Yury Puzis, Yevgen Borodin, Rami Puzis, and Iv Ramakrishnan. 2013. Predictive web automation assistant for people with vision impairments. 1031–1040. <https://doi.org/10.1145/2488388.2488478>

[33] Alec Radford, Jong Wook Kim, Chris Hallacy, Aditya Ramesh, Gabriel Goh, Sandhini Agarwal, Girish Sastry, Amanda Askell, Pamela Mishkin, Jack Clark, Gretchen Krueger, and Ilya Sutskever. 2021. Learning Transferable Visual Models From Natural Language Supervision. arXiv:2103.00020 [cs.CV]

[34] Arijit Ray, Gordon Christie, Mohit Bansal, Dhruv Batra, and Devi Parikh. 2016. Question relevance in VQA: identifying non-visual and false-premise questions. *arXiv preprint arXiv:1606.06622* (2016).

[35] Nils Reimers and Iryna Gurevych. 2019. Sentence-BERT: Sentence Embeddings using Siamese BERT-Networks. In *Proceedings of the 2019 Conference on Empirical Methods in Natural Language Processing*. Association for Computational Linguistics. <https://arxiv.org/abs/1908.10084>

[36] Anna Rohrbach, Marcus Rohrbach, Niket Tandon, and Bernt Schiele. 2015. A dataset for movie description. In *Proceedings of the IEEE conference on computer vision and pattern recognition*. 3202–3212.

- [37] Anna Rohrbach, Atousa Torabi, Marcus Rohrbach, Niket Tandon, Christopher Pal, Hugo Larochelle, Aaron Courville, and Bernt Schiele. 2016. Movie Description. arXiv:1605.03705 [cs.CV]
- [38] Naganand Yadati Sanket Shah, Anand Mishra and Partha Pratim Talukdar. 2019. KVQA: Knowledge-Aware Visual Question Answering. In *AAAI*.
- [39] Maarten Sap, Ronan Le Bras, Emily Allaway, Chandra Bhagavatula, Nicholas Lourie, Hannah Rashkin, Brendan Roof, Noah A Smith, and Yejin Choi. 2019. Atomic: An atlas of machine commonsense for if-then reasoning. In *Proceedings of the AAAI conference on artificial intelligence*, Vol. 33. 3027–3035.
- [40] Dustin Schwenk, Apoorv Khandelwal, Christopher Clark, Kenneth Marino, and Roozbeh Mottaghi. 2022. A-okvqa: A benchmark for visual question answering using world knowledge. In *Computer Vision–ECCV 2022: 17th European Conference, Tel Aviv, Israel, October 23–27, 2022, Proceedings, Part VIII*. Springer, 146–162.
- [41] Zhenwei Shao, Zhou Yu, Meng Wang, and Jun Yu. 2023. Prompting Large Language Models with Answer Heuristics for Knowledge-based Visual Question Answering. In *Computer Vision and Pattern Recognition (CVPR)*. 14974–14983.
- [42] Dandan Song, Siyi Ma, Zhanchen Sun, Sicheng Yang, and Lejian Liao. 2020. KVL-BERT: Knowledge Enhanced Visual-and-Linguistic BERT for Visual Commonsense Reasoning. arXiv:2012.07000 [cs.AI]
- [43] Robyn Speer, Joshua Chin, and Catherine Havasi. 2018. ConceptNet 5.5: An Open Multilingual Graph of General Knowledge. arXiv:1612.03975 [cs.CL]
- [44] Weijie Su, Xizhou Zhu, Yue Cao, Bin Li, Lewei Lu, Furu Wei, and Jifeng Dai. 2020. VL-BERT: Pre-training of Generic Visual-Linguistic Representations. arXiv:1908.08530 [cs.CV]
- [45] Anthony Meng Huat Tiong, Junnan Li, Boyang Li, Silvio Savarese, and Steven C. H. Hoi. 2023. Plug-and-Play VQA: Zero-shot VQA by Conjoining Large Pretrained Models with Zero Training. arXiv:2210.08773 [cs.CV]
- [46] Andeep Toor, Harry Wechsler, and Michele Nappi. 2017. Question Part Relevance and Editing for Cooperative and Context-Aware VQA (C2VQA). 1–6. <https://doi.org/10.1145/3095713.3095718>
- [47] Andeep S Toor, Harry Wechsler, and Michele Nappi. 2019. Biometric surveillance using visual question answering. *Pattern Recognition Letters* 126 (2019), 111–118.
- [48] Alasdair Tran, Alexander Mathews, and Lexing Xie. 2020. Transform and Tell: Entity-Aware News Image Captioning. arXiv:2004.08070 [cs.CV]
- [49] Neeraj Varshney, Swaroop Mishra, and Chitta Baral. 2022. Investigating Selective Prediction Approaches Across Several Tasks in IID, OOD, and Adversarial Settings. In *Findings of the Association for Computational Linguistics: ACL 2022*, Smaranda Muresan, Preslav Nakov, and Aline Villavicencio (Eds.). Association for Computational Linguistics, Dublin, Ireland, 1995–2002. <https://doi.org/10.18653/v1/2022.findings-acl.158>
- [50] Denny Vrandečić and Markus Krötzsch. 2014. Wikidata: A Free Collaborative Knowledgebase. *Commun. ACM* 57 (09 2014), 78–85. <https://doi.org/10.1145/2629489>
- [51] Peng Wang, An Yang, Rui Men, Junyang Lin, Shuai Bai, Zhikang Li, Jianxin Ma, Chang Zhou, Jingren Zhou, and Hongxia Yang. 2022. OFA: Unifying Architectures, Tasks, and Modalities Through a Simple Sequence-to-Sequence Learning Framework. arXiv:2202.03052 [cs.CV]
- [52] Spencer Whitehead, Suzanne Petryk, Vedaad Shakib, Joseph Gonzalez, Trevor Darrell, Anna Rohrbach, and Marcus Rohrbach. 2022. Reliable visual question answering: Abstain rather than answer incorrectly. In *European Conference on Computer Vision*. Springer, 148–166.
- [53] Tsung-Han Wu, Giscard Biambly, David Chan, Lisa Dunlap, Ritwik Gupta, Xudong Wang, Joseph E Gonzalez, and Trevor Darrell. 2023. See, say, and segment: Teaching llms to overcome false premises. *arXiv preprint arXiv:2312.08366* (2023).
- [54] Zhou Yu, Jun Yu, Yuhao Cui, Dacheng Tao, and Qi Tian. 2019. Deep Modular Co-Attention Networks for Visual Question Answering. In *Proceedings of the IEEE Conference on Computer Vision and Pattern Recognition (CVPR)*. 6281–6290.
- [55] Rowan Zellers, Yonatan Bisk, Ali Farhadi, and Yejin Choi. 2019. From recognition to cognition: Visual commonsense reasoning. In *Proceedings of the IEEE/CVF conference on computer vision and pattern recognition*. 6720–6731.
- [56] Rowan Zellers, Yonatan Bisk, Ali Farhadi, and Yejin Choi. 2019. From Recognition to Cognition: Visual Commonsense Reasoning. arXiv:1811.10830 [cs.CV]
- [57] Rowan Zellers, Yonatan Bisk, Roy Schwartz, and Yejin Choi. 2018. SWAG: A Large-Scale Adversarial Dataset for Grounded Commonsense Inference. arXiv:1808.05326 [cs.CL]
- [58] Rowan Zellers, Ximing Lu, Jack Hessel, Youngjae Yu, Jae Sung Park, Jize Cao, Ali Farhadi, and Yejin Choi. 2021. MERLOT: Multimodal Neural Script Knowledge Models. arXiv:2106.02636 [cs.CV]
- [59] Deyao Zhu, Jun Chen, Xiaoqian Shen, Xiang Li, and Mohamed Elhoseiny. 2023. MiniGPT-4: Enhancing Vision-Language Understanding with Advanced Large Language Models. arXiv:2304.10592 [cs.CV]
- [60] Matej Zorec, Tim Carrington, and Matija Marolt. 2020. Visual Assistant-TV for the visually impaired. In *ICCHP*. 43.

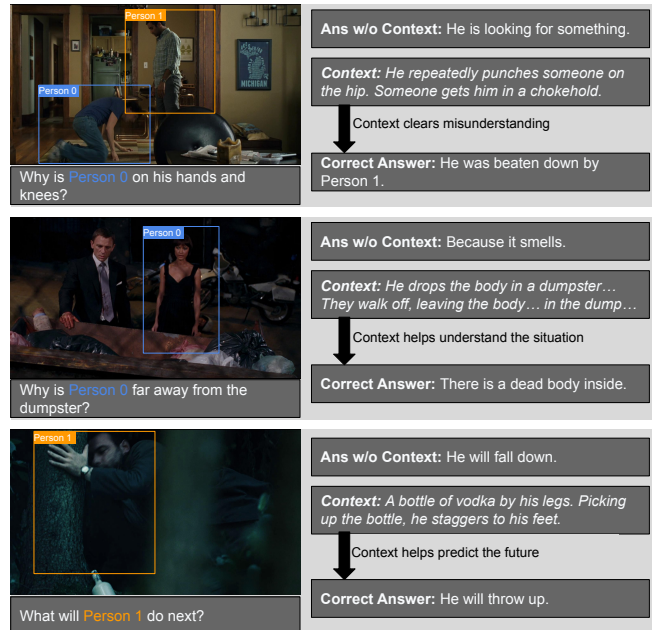


Figure 7: Three scenarios of how context can help understanding in an image-language reasoning task. In the first row, The fighting scene in the context suggests he is down because of the injury, but not what he seems to be doing in the image. In the second row, the context mentions the presence of a corpse invisible in the image, so the woman is more likely to stay away because of fear instead of distaste. In the third row, The appearance of a vodka bottle and his stumbling indicate he is drunk, which makes the correct answer more plausible.

A IMPORTANCE OF CONTEXT

Context provides critical information to explain situations, avoid misinterpretations, and leverage fine-grained knowledge for prediction. It is particularly important in visual language understanding. For example, the ambiguities in Figure 7 cannot be clarified without context. Lack of sufficient context can harm model learning and performance evaluation. However, ensuring adequate context exists in multimodal inputs with images and text is challenging and impractical for real-world scenarios, where additional context might not be available. Thus, the ability to abstain when needed context is missing is equally crucial.


B ADDITIONAL IMPLEMENTATION DETAILS

B.1 Heuristics with Context-Aware Abstention

Since our method is data-centric and does not base its predictions on the output of the Vision Language Model (VLM), when deciding whether to abstain from an answer generated by a VLM, to account for the VLMs’ variance, we combine the VLM’s confidence with the prediction of the Context-AwaRe Abstention (CARA) detector according to a heuristic rule:

$$H = w(1 - C) + (1 - w)V \quad (2)$$

Given Image:



Given Question:
What happened to the bus?

Q1: Is the question **ambiguous?**
(meaning there is no obvious answer to the question, and other people may likely have different answers.)

Ambiguous
(There is **not** an obvious correct answer)

Unambiguous
There is an obvious correct answer)

Not sure

Q2: If the given question is marked **ambiguous above, do you think it **lacks sufficient context information**?**
(Do you need more specific context to determine an answer to the question?)

Yes, lacking context

No, not lacking context

Figure 8: Interface layout for annotators in verifying the correctness of CARA’s detection results. We implemented this interface over the Amazon Turker platform to facilitate turkers to effectively understand the assignment and annotate the data. In practice, we also include plenty of annotated examples beforehand as the instruction or reference.

where V is the VLM’s confidence, C is CARA’s confidence, and $0 < w \leq 1$ is the weighting of CARA’s score. A high C indicates CARA predicts a need for context, so $1 - C$ represents CARA’s confidence in that the data point’s has sufficient context. We use the heuristic score H and a risk tolerance threshold to decide on abstaining or answering. This heuristic incorporates both CARA’s and VLM’s confidence scores via a weighted sum.

C ADDITIONAL ABLATION DETAILS

C.1 Context Modality

As introduced in Section 6.1.3 of the main paper, for the context selection module, we encode image context and text context using ViT [8] and Sentence-BERT[35], respectively. The two embeddings

are combined and passed through a Multilayer Perceptron to obtain the final score. The context is inputted to VLM by appending the image/text context to the input sequence. Thus, we can control the modality of context the VLM can observe by appending the corresponding contexts to the inputs. Similarly, the modality the context selection module uses to select context can also vary by adding/removing the vision or language encoder. For instance, when using text to select text-only context, we append only the text context to the input sequence for the VLM, and we only use the embeddings from Sentence-BERT for the context selection module.

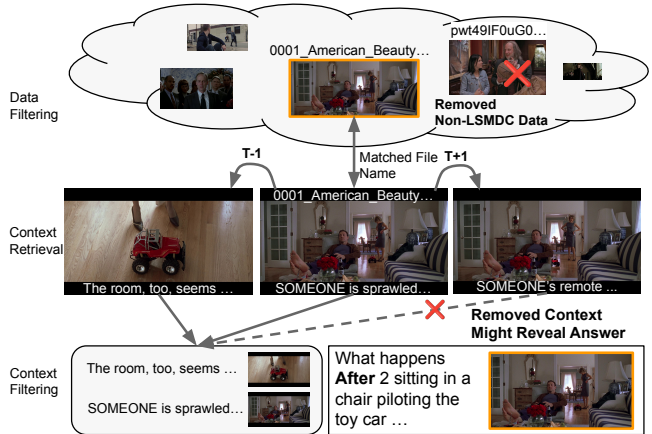


Figure 9: Dataset Construction Process: 1. Remove non-LSMDC data points. 2. Find the source clip for each image by matching the file names and save the corresponding captions as context. 3. Filter out context that can potentially reveal the correct answer.

D DATA COLLECTION

D.1 Context retrieval

The data points in VCR, VisualCOMET, and Visual SWAG are sourced from either ActivityNet [10], LSMDC [37], or YouTube. Since only LSMDC data points have consistent and ordered context information available, we initially remove all non-LSMDC sourced data points in the Data Filtering stage, as depicted in Figure 9,

In the Context Retrieval stage, we first sort the clips temporally. Then, we locate the source LSMDC clip for each QA data point. The script of the source clip serves as the text context of c_0 . The corresponding vision context is collected by finding the most relevant frame using a pre-trained CLIP [33] model, as mentioned in the main paper.

The contexts at positive and negative indices are acquired with a similar procedure. For the context $c_{\pm n}$, we traverse n clips forward or backward and apply the procedure mentioned above. Collecting all the $c_{\pm n}$ will result in a context window size of $2n + 1$.

We set the maximum n to be 20. This means each data point will include a range from c_{-20} to c_{20} , totaling 41 context data sourced from LSMDC. We believe this adequately encompasses the necessary context for each question. Given that the average duration of LSMDC clips is 4.16 seconds, these 41 contexts collectively span approximately 2 minutes and 56 seconds of content.

Finally, in the Context Filtering stage, we remove the potentially cheating contexts for temporal questions by matching the keywords in the question. For example, Figure 9 shows contexts with positive indices are removed for questions asking about “After” to prevent the answer from leaking.

D.2 DATA QUALITY CONTROL FOR CASE

Building on the confidence-driven pseudo-labeling method (Section 5.2.1), we assembled a small data pool of 500 positive and 500 negative image-question pairs from the VCR validation set and Visual SWAG. With this curated data, we created the Context Ambiguity and Sufficiency Evaluation (CASE) Set, spanning both benchmarks to evaluate the efficacy of abstention methods in detecting samples with insufficient context. We evaluated these samples by Amazon Mechanical Turk workers to assess their ambiguity. We implemented the interface layout shown in Figure 8 and hired experienced annotators to manually verify the filtered samples. For each sample detected as positive (lacking sufficient context) by CARA, four experienced annotators re-verified it. The annotators were not informed of CARA’s prediction and answered two curated questions independently. Based on the annotation results, we calculated the voting percentage to determine if each question was considered ambiguous and lacking sufficient context. To ensure annotation consistency, we used Fleiss’ Kappa (κ) [11] to assess inter-annotator agreement. For determining if the question is ambiguous, κ is 0.81, and for determining if the question lacks sufficient context, κ is 0.84.

E ADDITIONAL EXPERIMENTS AND RESULTS

E.1 Abstention Results Verification

In Tables 4 and 5 of the main paper, we can observe that adding CARA on top of base VLMs can generally improve the performance across benchmarks. To further verify CARA’s effectiveness and ensure that CARA focuses on removing problematic ambiguous samples (including samples with insufficient context) instead of challenging but answerable ones, we conduct manual human verification to examine the filtered-out data by CARA. Specifically, we let human annotators verify 100 randomly sampled instances for each dataset where CARA predicts positive (i.e., need context). In Table 8, we show human verification results on different datasets. We label “ambiguous” for data points that have no obvious correct answer, as shown in the examples in Figure 12 of the supplementary materials. The ambiguity of these questions may vary. For example, the first question’s reference to laptops is ambiguous since there is more than one brand in the image, and some cannot be determined due to poor image quality. Among these, a significant portion of ambiguity is caused by insufficient context, which happens when the question is ambiguous. Still, such ambiguity can be alleviated when additional information about the scene (i.e., context) is provided. Examples of this type are shown in Figures 1, 2, and 6 of the main paper, as well as highlighted in Figure 12. We are surprised to find that CARA is able to identify other types of samples with ambiguities as well, such as those with ambiguous questions or poor image quality.

E.2 Qualitative Examples

E.2.1 Context Selection. In Figure 10 and Figure 11, our contextual model demonstrates superior performance over the non-contextual model across numerous instances. Take, for instance, the third example from the Visual SWAG dataset. Without context, the correct choice, A, appears arbitrary, leading to the model incorrectly selecting choice D. However, our contextual model effectively identifies and leverages the relevant context—“someone gets up and goes over to the cool box”—to correctly associate it with the answer “returns with four cans”.

E.2.2 Abstention. Figure 12 shows the prediction of CARA, with the abstained samples labeled with “Ambiguous” or “Insufficient Context” by humans. We also provide BLIP2’s response to these questions. Compared to the non-abstained questions (bottom two), the abstained ones have significantly diverse answer references, indicating disagreement among annotators.

F LIMITATION

Although CARA can be adapted to different problems and VLMs without needing to be retrained, the decision threshold and parameters for the heuristic rule in Equation (2) may require additional tuning to achieve optimal performances.

The context selection method defined in Section 5 of the main paper works only for segmented contexts, which in our case consists of short sentences and videos. However, when applying it in other scenarios, for example, when context is in the form of paragraphs, context needs to be broken into pieces to adapt our method. In addition, the loss function mentioned in Section 5.1 of the main paper requires the model to recompute the input m times given the context window size of m . This raises scalability issues for large context window sizes.

Table 8: Analysis of CARA abstained samples by humans, with percentages indicating "Abstained" samples where the model refrained from predicting, and "Ambiguous" and "Insufficient" denoting the proportions of abstained samples judged as such. Samples lacking context are considered ambiguous, but not vice versa. Majority of CARA-abstained samples are ambiguous, proving CARA works by removing ambiguous samples, not hard samples.

	Abstention	VCR	VisualCOMET	Visual SWAG	VQA v2	GQA	OKVQA	A-OKVQA
Abstained		13.66	18.14	18.73	10.90	5.78	28.77	5.12
Ambiguous	CARA	88.00	98.00	78.00	69.00	70.00	64.00	69.00
Insufficient Context		82.00	98.00	74.00	47.00	42.00	46.00	53.00
Abstained		24.83	25.90	24.08	21.07	17.05	34.08	25.08
Ambiguous	Selector MLP	58.00	72.00	65.00	23.00	16.00	25.00	17.00
Insufficient Context		32.00	70.00	58.00	18.00	14.00	20.00	16.00

	<p>The film makers</p> <p>A. pop their story in silhouette. B. look down at the destruction. C. glides out on a soft smooth surface. D. cuts up two creeping cars.</p>	<p>Context:</p> <p>-1: He sets the camera up to film the crash site in the distance. -2: SOMEONE takes the camera. -3: They are filming with the wrecked train in the distance behind them. -4: Filming a scene, SOMEONE shoots zombie SOMEONE as SOMEONE watches.</p>
	<p>The ambulance</p> <p>A. moves away from the van. B. is wheeled down the driveway. C. gets wheeled back onto a lower deck across the road. D. arrives at the bombed hotel.</p>	<p>Context:</p> <p>-1: Then ducks inside and guns down people. -2: SOMEONE sets charges which blow the door to SOMEONE's room. -3: He shoots a third agent. -4: SOMEONE uses a mirror to spot two agents outside SOMEONE's room, then opens fire.</p>
	<p>Someone</p> <p>A. returns with four cans. B. eyes the bearded general confidently then lowers his rock before releasing it. C. comes over and takes another slug. D. wears a strap over his eyes.</p>	<p>Context:</p> <p>-1: SOMEONE gets up and goes over to the cool box. -2: SOMEONE looks thoughtful. -3: SOMEONE drags on his cigarette. -4: SOMEONE stares at SOMEONE.</p>
	<p>Why is Person 0 wet?</p> <p>A. Someone large jumped into the pool and splashed water outside the pool onto Person 2. B. Person 0 doesn't have an umbrella and it's raining. C. They want to dry off. D. Person 0 has been rescued at sea.</p>	<p>Context:</p> <p>1: SOMEONE smiles. 0: SOMEONE continues to stare up at the giant statue as the crewman moves on. -1: A ship's crewman holding a clipboard steps up to SOMEONE.</p>
	<p>Why is Person 0 more defiant?</p> <p>A. Person 0 is the leader of the gang. B. Person 0 may be equipped to respond to the threat. C. Person 0 is disagreeing or not in full agreement with a something said by Person 4 or Person 18. D. Person 0 is a bold person that doesn't follow the norm.</p>	<p>Context:</p> <p>1: Dayton residents crowd closer. 0: As he aims his gun at SOMEONE and SOMEONE. -1: SOMEONE gets out of his car</p>
	<p>What is Person 1 looking at?</p> <p>A. Person 1 is looking ahead of her in order to make a future transaction. B. She is looking at the dart board. C. She is looking at her nephew. D. She is looking at Person 1 who is looking back at her.</p>	<p>Context:</p> <p>1: SOMEONE eyes her quizzically. 0: SOMEONE gives an awkward nod and SOMEONE crosses to her drink at the bar. -1: Another of her throws bounces off the ceiling.</p>

Figure 10: Qualitative examples of Visual SWAG (example 1-3) and VCR (4-6) with/without context. Predictions made by context model are highlighted in Green. Predictions made by no context models are highlighted in Red. The selected context is highlighted in Blue. Correct choices are in Bold font for Visual SWAG and VCR examples.




	<p>What happens after Person 2 is making a concerned face as she looks at Person 1 in the backyard?</p> <p>Prediction (with context): try to stop the fight</p> <p>Prediction(without context): walk away from Person 1</p>	<p>Context:</p> <p>-2: All four guys wrestle.</p> <p>-1: They struggle, tangled together.</p> <p>0: They fall.</p>	<p>Ground Truths:</p> <p>Try to break up the fight, Call the police, Call an ambulance, Ask if they can help</p>
	<p>What is the intent of Person 1 is running as fast as he can on a road?</p> <p>Prediction (with context): get away from Person 2</p> <p>Prediction(without context): get somewhere fast</p>	<p>Context:</p> <p>-1: SOMEONE leans out the passenger window and aims a gun at his back.</p> <p>0: The man collapses.</p> <p>1: SOMEONE gets out, approaches him, and aims again.</p>	<p>Ground Truths:</p> <p>Avoid getting shot, Get away from Person 2</p>
	<p>What happens after Person 2 stops what she is doing and watches in shock and horror as Person 1 grabs onto someone in a kitchen?</p> <p>Prediction (with context): try to help the woman</p> <p>Prediction(without context): finish her work</p>	<p>Context:</p> <p>-2: Then grabs SOMEONE.</p> <p>-1: Using her as a human shield, he backs out of the foyer and enters a kitchen.</p> <p>0: Fighting his way outside.</p>	<p>Ground Truths:</p> <p>Scream for help, Try to help the woman being kidnapped</p>

Figure 11: Qualitative examples of VisualCOMET with/without context. Predictions made by context model are highlighted in Green. Predictions made by no context models are highlighted in Red. The selected context is highlighted in Blue.

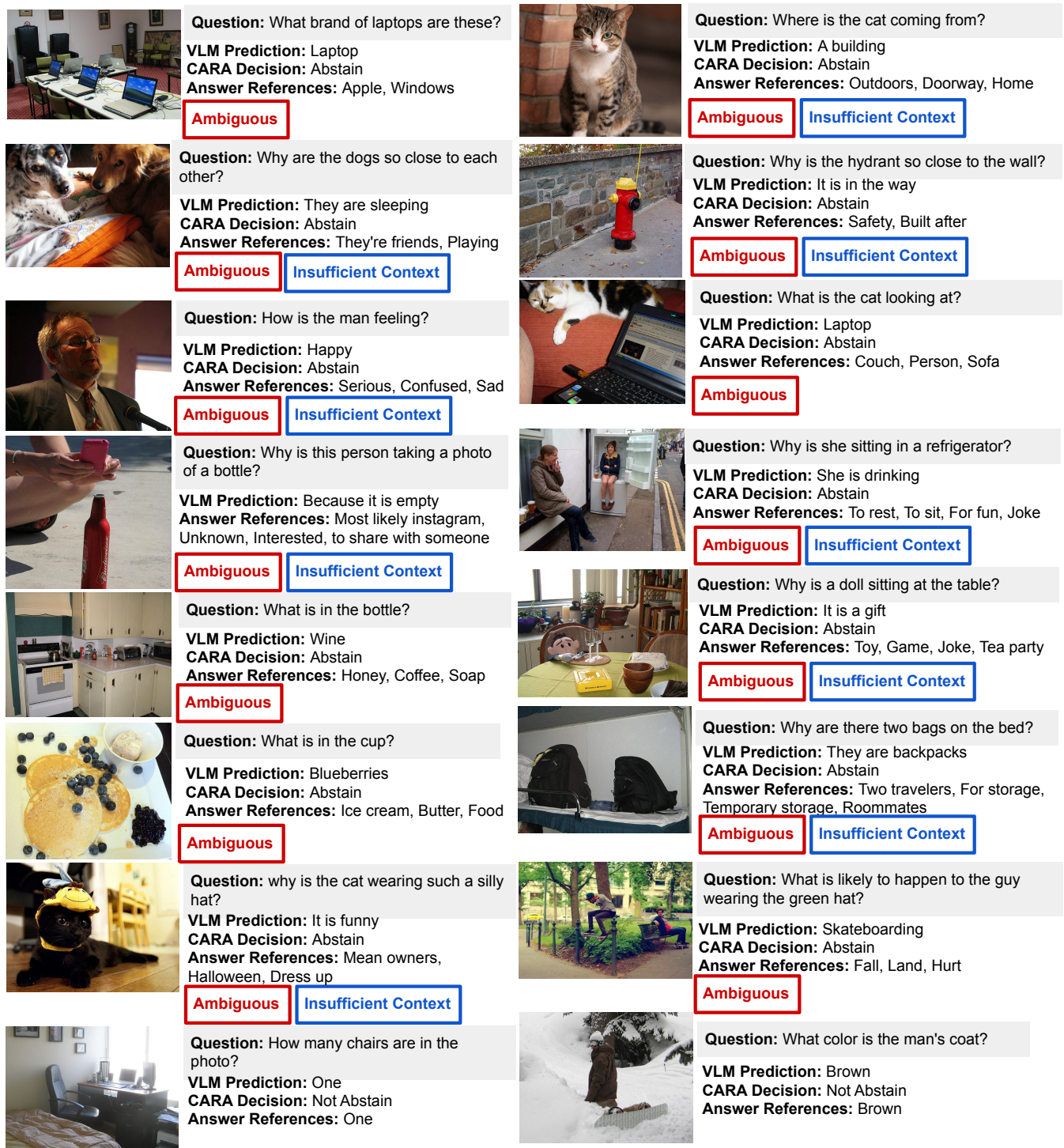


Figure 12: Additional qualitative examples answered by BLIP2. The labels “Ambiguous” and “Insufficient Context” under samples abstained by CARA are determined by human annotators.