

Leveraging Discourse Structure for Extractive Meeting Summarization

Virgile Rennard^{1,2}, Guokan Shang³, Michalis Vazirgiannis^{2,3}, Julie Hunter¹

¹LINAGORA, ²École Polytechnique, ³MBZUAI
 virgile@rennard.org guokan.shang@mbzuai.ac.ae
 mvazirg@lix.polytechnique.fr jhunter@linagora.com

Abstract

We introduce an extractive summarization system for meetings that leverages discourse structure to better identify salient information from complex multi-party discussions. Using discourse graphs to represent semantic relations between the contents of utterances in a meeting, we train a GNN-based node classification model to select the most important utterances, which are then combined to create an extractive summary. Experimental results on AMI and ICSI demonstrate that our approach surpasses existing text-based and graph-based extractive summarization systems, as measured by both classification and summarization metrics. Additionally, we conduct ablation studies on discourse structure and relation type to provide insights for future NLP applications leveraging discourse analysis theory.

1 Introduction

In recent years, the task of meeting summarization has garnered significant attention (Rennard et al., 2023b) due in part to the rising adoption of video-conferencing (Kost, 2020) and the accumulated amount of meeting recordings, highlighting the need for automatic, novel and efficient processing methods. Despite recent advancements in natural language processing, the challenge of generating concise and coherent summaries from lengthy, multi-party meeting transcriptions remains. Large language models suffer from the middle curse (Liu et al., 2024) and struggle to use information in the middle of their context window, particularly for summarization (Ravaut et al., 2023).

Moreover, dealing with meetings presents several challenges that are not typically encountered in traditional document summarization (Shang, 2021). Meetings are often characterized by spontaneous interaction, leading to phenomena such as poorly formed utterances and overlapping speech that negatively impact the accuracy of speech-to-

text models—the first step in an automated meeting summarization pipeline. Spontaneous speech also leads to digressions, reformulations and repetitions, which can increase transcript length while simultaneously diluting information density. A further problem is the private nature of many meetings, which greatly limits the quantity of potential public training data.

One strategy to offset data scarcity and content sparseness is to enrich conversation transcripts with additional information in the hopes of enhancing a system’s dialogue understanding. One might add information about the discursive function that an utterance plays, for instance; that is, whether it serves to introduce or answer a question, to acknowledge another utterance or so on. In this vein, Feng et al. (2020) showed that representing the content of a meeting transcript as a discourse graph in the style of Segmented Discourse Representation Theory (SDRT; Asher, 1993; Lascarides and Asher, 2008) can improve performance on abstractive meeting summarization, while Goo and Chen (2018) demonstrated the value of dialogue acts (Jurafsky et al., 1997; Allen and Core, 1997) for the same task. Similarly, Liu et al. (2019) showed that supplementing transcripts with multi-modal information about participants’ head orientation and eye gaze can help to identify salient information in a meeting.

In this paper, we exploit information on discourse structure to improve *extractive* summarization. While abstractive summarization is generally preferable for spontaneous conversation (Murray et al., 2010), focusing on extractive summarization is valuable for multiple reasons. First, even if it is not entirely immune to hallucinations (Zhang et al., 2023), extractive summarization does not suffer from this phenomenon at the level that its abstractive counterpart does (Cao et al., 2018). On the one hand, this makes extractive summarization an attractive final product in itself in contexts

where reliability is crucial. On the other hand, this, combined with the fact that extractive summarization is easier to evaluate than abstractive summarization, makes it a clearer lens through which to study the interaction between discourse structure and content salience. Finally, as a part of a pipeline for abstractive summarization (Shang et al., 2020), it can be used to reduce the number of tokens given as input to a generative system with context length constraints, such as a transformer-based model.

Our approach involves a novel combination of Graph Neural Networks (GNN) and graph-based representations of discourse in which each node in a graph represents the content of an individual utterance and each edge represents a semantic relation between two utterances whose nature is specified by a label, e.g., *Explanation*, *Correction*, *Question-Answer Pair* or *Acknowledgment*. The task of extractive summarization is then couched as one of binary node-classification in which nodes are determined to be important or not, and the content of the nodes judged to be important is what determines the final extractive summary. This approach, in contrast to the generation at the whole graph-level (Feng et al., 2020), allows us to gain fine-grained insight into the interaction between the importance of an utterance in a conversation and its role in the overall discourse. A further advantage of a graph-based approach is that GNN, whose attention is focused only on the neighbors of a given node, do not suffer from the context length restrictions imposed by the pairwise attentional computations of transformer-based models. This means that our extractive summarization approach can take an entire long meeting transcript as input without special treatment.

To validate our discourse-structure approach, we conduct extensive experiments on the AMI (Mccowan et al., 2005) and ICSI (Janin et al., 2003) corpora, comparing our method against diverse extractive summarization systems. The results demonstrate that our approach outperforms traditional techniques across evaluation metrics for both classification and summarization, including F1 score, ROUGE and BERTScore. Additionally, we present a detailed analysis of the impact of various graph construction strategies on summarization quality, offering insights into the mechanisms through which discourse structure influences content selection. Our study not only pro-

vides a novel methodological contribution to the field of automatic meeting summarization but also sheds light on the underlying discourse processes that shape effective summaries. Finally, discourse structure has seldom been explored in the literature for its potential utility in downstream tasks. Our work is among the few studies that focus on this effort, especially for dialogues.

2 Related work

Meeting summarization. Most work focuses on abstractive summarization and tends to be organized in three interconnected streams (Rennard et al., 2023b). The first focuses on enhancing transcripts with additional information—such as annotations for dialogue acts (Goo and Chen, 2018), discourse structure (Feng et al., 2020) or visual cues (Liu et al., 2019)—that is assumed to be relevant for abstracting important content from a transcript. While adding information does show improvement, few papers actually quantify how much information is gained from adding linguistic features; Indeed, Goo and Chen (2018) worked on a version of AMI that lacked the current version of abstractive summaries, making it difficult to draw conclusions that are comparable to more recent works. Additionally, Feng et al. (2020) used a global node to represent the discourse graph, aggregating all features into a single representative vector sent to an LSTM-based pointer decoder network for summarization. This approach is not ideal for evaluating the role of discourse structure in enhancing abstractive summaries. The second stream aims to transform and compress meeting transcripts in order to produce cleaner and more condensed intermediate documents that can then be passed to downstream generation modules (Krishna et al., 2021; Oya et al., 2014). The third stream is dedicated to the development of general generation frameworks, such as DialogLM (Zhong et al., 2022), that are specifically designed to handle dialogue content. While we focus on extractive summarization, in exploiting discourse structure, our approach overlaps with work in the first stream above and lays groundwork for the second stream by providing a means of compressing meeting transcripts.

Turning to extractive approaches to meeting summarization, Murray et al. (2005) evaluated the effectiveness of latent semantic analysis, TF-IDF, and MMR algorithms for this task, providing

benchmarks for all three methodologies. More recently, Tixier et al. (2017) developed a technique to construct a graph from key words in a text and then apply submodular optimization to summarize content effectively.

We note that while significant strides have been made in developing sophisticated algorithms and techniques for meeting summarization, a problem that persists, for both extractive and abstractive summarization, is that of evaluation. Kirstein et al. (2024) details the complications posed by different evaluation metrics and how they correlate with various challenges specific to meeting summarization. These problems are aggravated by the lack of readily available data in English that could be used to evaluate summarization of long format dialogues (Janin et al., 2003; Mccowan et al., 2005; Hu et al., 2023)—a problem that only becomes worse when we look at languages beyond English (Wu et al., 2023; Rennard et al., 2023a; Nedoluzhko et al., 2022).

Discourse structure and summarization. Two primary theoretical frameworks have been developed to analyze complete discourse structures in the form of graphs, namely Rhetorical Structure Theory (RST; Mann and Thompson, 1987) and Segmented Discourse Representation Theory (SDRT; Asher, 1993; Lascarides and Asher, 2008). The framework of RST has been successfully applied for extractive summarization of newspaper articles (Xu et al., 2020; Liu and Chen, 2019). However most work on discourse graphs has concentrated primarily on producing high-quality graphs (Shi and Huang, 2019; Liu and Chen, 2021; Bennis et al., 2023), with less emphasis on their applications to downstream tasks such as summarization, and only SDRT has been applied to build discourse structures for multi-party conversation (Asher et al., 2016), which is needed for meeting summarization.

A major limitation for research on discourse structure is of course the intense effort that goes in to annotating datasets for discourse structure. There are only two readily available discourse-annotated corpora for multiparty conversation: STAC (Asher et al., 2016), a corpus of chats from an online version of the game *Settlers of Catan*, and Molweni (Li et al., 2020), an annotated version of the Ubuntu Chat Corpus. Both corpora are annotated in the style of SDRT.

Numerous models for building graphs have

been trained on the STAC and/or Molweni corpora. Shi and Huang (2019) proposed a model that incrementally predicts both graph edges and their labels at a time t by taking into account edge and label predictions before t . Liu and Chen (2021) enhanced Shi and Huang’s model by incorporating cross-domain information, namely by using cross-domain pretraining and vocabulary refinement. Wang et al. (2021) uses a structure transformer to incorporate node and edge information of utterance pairs, and Bennis et al. (2023) utilizes a BERT-based framework to encode utterance pairs, predicting discourse attachments (graph edges) with a linear layer and then using a multitask approach to predict edge labels. Yang et al. (2021) also exploit a multi-task approach to jointly learn relation edges and labels and pronoun resolution, demonstrating the synergistic interaction of these tasks. Finally, Fan et al. (2023) combined discourse parsing with addressee recognition in a multitask approach. In our evaluations, we focus on the frameworks of Shi and Huang (2019); Wang et al. (2021) and Bennis et al. (2023) as they do not require additional data.

3 Preliminaries

Due to its appropriateness for multiparty dialogue (Asher et al., 2016) and to the fact that it is the framework adopted for the STAC and Molweni corpora, we focus on SDRT in what follows.

3.1 Task definition

Extractive summarization aims at creating a summary \mathcal{Y} from an input meeting \mathcal{U} , in which \mathcal{U} consists of $|\mathcal{U}|$ elementary discourse units (EDUs) $[u_1, u_2, \dots, u_{|\mathcal{U}|}]$ and \mathcal{Y} consists of $|\mathcal{Y}|$ EDUs, where $|\mathcal{Y}| \leq |\mathcal{U}|$ and $[y_1, \dots, y_{|\mathcal{Y}|}] \in \mathcal{U}$. We borrow the notion of an EDU from SDRT, in which an EDU corresponds to the content of a single atomic clause so that the sentence “The remote should glow in the dark so that it’s easier to find” would be two EDUs¹.

It is worth to note that the input length of meeting \mathcal{U} can be quite large and is often longer than

¹We note that while the STAC and Molweni are segmented in this way, the transcripts of AMI and ICSI, which we use for our evaluations, are segmented slightly differently. The main difference is that when two consecutive clauses play the same discourse function in AMI and ICSI, they are not segmented. This means a sentence like “My name is Ed and I am the project manager” would not be segmented in these corpora because both independent clauses serve just to introduce the speaker. Because of the subtlety of this difference, we use the term EDU for simplicity.

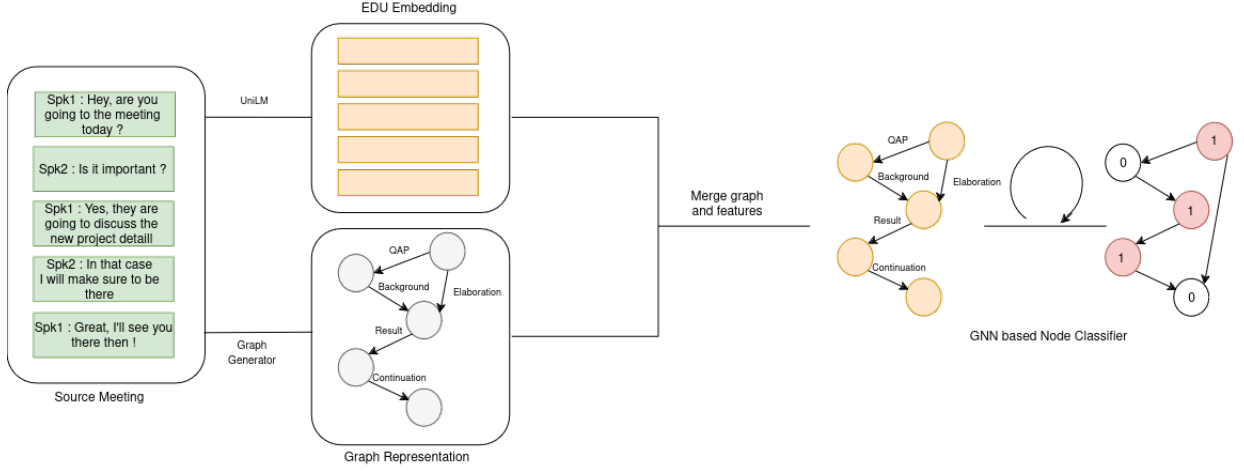


Figure 1: Overview of our model. A source meeting transcript is sent to both a sentence embedding model (UniLM), which generates EDU embeddings, and to a separate discourse graph generator. The EDU embeddings are then associated with nodes of the generate graph and the resulting graph structure is sent to a GNN-based node classifier which predicts whether an EDU should be included in a summary.

the input size of most language models. E.g., the average length of ICSI meetings is 13317 tokens, while Llama’s (Touvron et al., 2023) context window is of 4096 tokens, which highlights the advantage of our graph-based method.

3.2 Discourse graphs

Discourse structure in SDRT is represented as a weakly-connected graph where each node represents the content of an EDU², and an edge between two nodes indicates that the corresponding EDUs are related through a discourse relation. Typical SDRT relations, which are indicated as edge labels, include: *Comment*, *Clarification-question*, *Elaboration*, *Acknowledgement*, *Continuation*, *Explanation*, *Conditional*, *Question-Answer pair*, *Alternation*, *Question-Elaboration*, *Result*, *Background*, *Narration*, *Correction*, *Parallel*, *Contrast*.

- (1) a. ID: Does anyone know if VCRs are the same across <disfmarker> international?
- b. PM: They’re not <disfmarker> no.
- c. ME: They’re not, no.
- d. ID: [Okay,] [so you’d need like a whole different set of buttons for everybody’s VCRs.]
- e. PM: Yeah, that’s right, yeah.

²SDRT allows for complex discourse units (CDUs) as well, which are subgraphs, but we do not treat CDUs in this paper and they are not annotated in the corpora that we use.

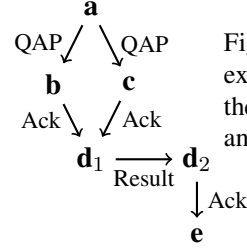


Figure 2: A discourse graph for example (1). Node d_1 represents the first EDU of (1-d) (“Okay”), and d_2 , the second.

The graph for example (1)³ is given in Figure 2, where *QAP* stands for *Question-Answer Pair* and *Ack* is short for *Acknowledgment*.

4 Our model

Our model is illustrated in Figure 1. This section details the components it uses to produce an extractive summary from a meeting transcription.

EDU Embedding Module. To perform node-classification on a graph, we first need to provide an initial representation of the nodes. Since we are dealing with text, we simply use a text embedding model to get representations for EDUs. We chose MiniLM (Reimers and Gurevych, 2019), as it is a widely available sentence embedding model.

Graph Generator. To generate the graph structure, we need to add edges and edge labels for different discourse relations. Because discourse annotations require expert annotators and are very labor intensive, we opted to generate the edges and labels for our graphs with an automatic parser. In

³Example (1) is a slightly cleaned up version of an extract from meeting ES2011b of the AMI corpus.

this paper, except for the ablation studies in which we consider the parsers of (Liu and Chen, 2021) and (Bennis et al., 2023), we use Deep Sequential (Shi and Huang, 2019).

For a meeting \mathcal{M} with $|N|$ EDUs, the Graph Generator outputs a meeting graph $\mathcal{M}_G = (\mathbf{V}_\mathcal{M}, \mathbf{E}_\mathcal{M}, \mathbf{R}_\mathcal{M})$, where $\mathbf{V}_\mathcal{M}$ is the set of $|N|$ nodes v_i ; $\mathbf{E}_\mathcal{M}$, a set of $|K|$ edges $e_{i,j} = (v_i, v_j)$ for some K ; and $\mathbf{R}_\mathcal{M}$, a set of $|K|$ relation labels $r_{i,j} = (v_i, v_j, R)$, where R is one of the relation types listed in Subsection 3.2.

GNN Classifier. With the initial features h_i^0 of each node $v_i \in \mathbf{V}_\mathcal{M}$ created by the EDU Embedding Module and the graph \mathcal{M}_G in place, we use two different architectures to evaluate the impact of discourse structure on node classification.

First, we use a Relational Graph Convolutional Network (RGCN; Schlichtkrull et al., 2018) to gather local hidden features weighted by the edge label. The RGCN does message passing, calculating the representation of a node v_i at the step $l + 1$ (l being the number of layers in the RGCN) computed as:

$$h_i^{(l+1)} = \text{ReLU} \left(\sum_{r \in \mathcal{R}_\mathcal{M}} \sum_{v_j \in \mathbf{N}_i^r} \frac{1}{|\mathbf{N}_i^r|} \mathbf{W}_r^{(l)} \mathbf{h}_j^{(l)} \right)$$

in which \mathbf{N}_i^r denotes the set of neighbors of node v_i under relation r and $\mathbf{W}_r^{(l)}$ denotes learnable parameters at the l layer for the relation r . Finally, we send the final representation $h_i^{l_{final}}$ to be classified by a sigmoid function on whether its content should be included or not in extractive summary.

Second, to evaluate the influence of graph structure alone while ignoring edge labels, we use MixHop GCN (Abu-El-Haija et al., 2019). This model architecture supports multiple “hops”, allowing it to access and incorporate broader structural information from nodes that are more than one edge away. This relation-agnostic GNN allows us to quantify the extent to which the graph structure itself contributes to the model’s performance.

5 Experiments

Datasets. We experiment on two conversational datasets containing extractive summaries: AMI (Mccowan et al., 2005) and ICSI (Janin et al., 2003). Following Shang et al. (2018), we split AMI and ICSI into training, validation, and test sets. Basics statistics are provided in Table 1.

	AMI	ICSI
Number of meetings	137	75
Average number of words	6007.7	13317.3
Average length of summary	1979.8	2378.3

Table 1: Summarization corpus statistics.

Evaluation metrics. We evaluate our model based on both node classification and content of the overall summary. For the former, we use the traditional F_1 score for classification. For the latter, we report the F_1 score for ROUGE-1, ROUGE-2 and ROUGE-L (Lin, 2004), as well as BERTScore (Zhang et al., 2020) to measure the difference between a ground truth extractive summary and a system generated one. We conduct a **budgetization** process by cutting the generated summaries (from the start) to be of the average length of the ground truth summaries when evaluating our model and baselines described below.

Baselines. We use a variety of models to establish baselines that are both graph-based and text-based. From the node classification perspective (see Table 2), we first evaluate the strength of the input embeddings by classifying the given utterance representation with a simple **Logistical Regression**, as well as with a Multilayer perceptron (**MLP**). Additionally, Graph Convolutional Network (**GCN**; Kipf and Welling, 2016), which yields a GNN baseline score that does not take any of the relations into account.

From the text summarization perspective (see Table 3), in addition to all the above baselines we evaluate: **BERTSumExt** (Liu and Lapata, 2019), which embeds individual input sentences with BERT and uses multiple inter-sentence transformer layers stacked on top of the BERT outputs to capture document-level features for extracting summaries; **TextRank** (Mihalcea and Tarau, 2004), a simple, graph-based and unsupervised extractive method; **CoreRank** (Tixier et al., 2017), whose approach relies on a Graph-of-Words representation of the meeting, graph degeneracy and submodularity for unsupervised extractive summarization; Finally, we use **Lead-N** as a heuristic metric, which takes the first N words of the meeting as its summary, N being the budgeted length of summaries.

Results. We can observe from both Table 2 and Table 3 that our method using MixHop GCN and RGCN consistently achieves higher scores

Model	AMI			ICSI		
	Precision	Recall	F1	Precision	Recall	F1
Logistic Regression	63.02	37.29	46.87	06.54	39.94	11.02
MLP	48.60	77.45	59.72	27.06	51.91	35.57
GCN	27.15	62.14	37.79	15.14	37.67	21.60
RGCN	49.51	73.64	59.25	23.31	70.66	35.06
MixHop GCN	50.85	75.50	60.78	26.65	59.55	36.82

Table 2: Results on the AMI and ICSI datasets. Classification performance metrics shown include Precision, Recall, and F1 Score.

Model	AMI				ICSI			
	R-1	R-2	R-L	BERTScore	R-1	R-2	R-L	BERTScore
LEAD-N	55.67	35.26	32.04	87.14	59.94	27.94	21.59	83.30
TextRank (Mihalcea and Tarau, 2004)	72.92	53.42	23.94	83.44	68.19	40.51	24.21	84.16
CoreRank (Tixier et al., 2017)	66.90	45.09	20.33	81.63	54.71	23.72	18.01	79.45
BERTSumExt (Liu and Lapata, 2019)	59.54	35.66	34.14	85.46	65.92	35.27	31.09	84.72
Logistic Regression	73.20	58.00	57.85	88.72	32.05	19.14	20.19	84.30
MLP	77.52	62.12	59.38	91.94	69.49	42.26	37.25	87.20
GCN	74.61	54.32	50.99	90.42	67.82	38.98	34.04	86.51
RGCN	78.29	62.47	59.61	92.01	68.81	42.16	36.12	87.44
MixHop GCN	78.21	62.76	60.24	92.37	69.77	42.84	37.86	87.95
MixHop GCN + Ranking by length	79.46	63.70	24.51	89.19	70.86	45.42	22.92	87.94
MixHop GCN + Ranking by logits	76.44	62.92	23.87	84.18	70.53	45.42	22.16	87.94

Table 3: Results on the AMI and ICSI datasets with summarization performance metrics, where R-1 represents ROUGE-1, R-2 ROUGE-2, R-L ROUGE-L and BERTScore.

in terms of both classification and summarization metrics. Additionally, we can see that embedding-based methods such as MLP and Logistic Regression are more competitive than the heuristic-based method or unsupervised graph-based ones. We also evaluate different ranking methods for budgetization to improve the final summary. One approach involves selecting the longest utterances identified as important by the model until the required budget length is met (MixHop GCN + Ranking by length). Another approach involves selecting utterances with the highest model probability of being included in the summary until the budget is reached (MixHop GCN + Ranking by logits). Both methods enhance the summary quality. We believe that further research on ranking techniques could yield significantly better results.

6 Ablation studies

We conducted extensive ablations to quantify the impact of both discourse structure and relation type on extractive summarization. All the experiments were run five times and reported results are the average. RGCN and MixHop GCN have three layers and 128 base parameters.

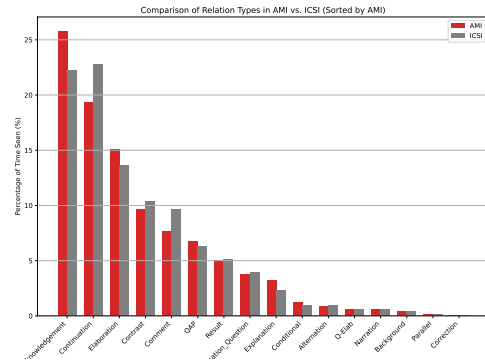


Figure 3: Frequency of the different discourse relation types in both AMI and ICSI.

6.1 Relation type ablation

As shown in Figure 3, the Deep Sequential parser predicts a similar distribution of relations for the AMI and ICSI datasets⁴. To evaluate the impact of each relation type on the RGCN classifier, we follow the same process as Feng et al. (2020) and train an RGCN that knows only one relation type at a time. That is, we feed a graph into an RGCN for which all edges are initialized with a

⁴It is worth to note that certain relations such as *Correction*, *Parallel*, and *Background* are extremely rare in our graphs. This rarity is due to their infrequent occurrence in the STAC corpus, on which Deep Sequential was trained.

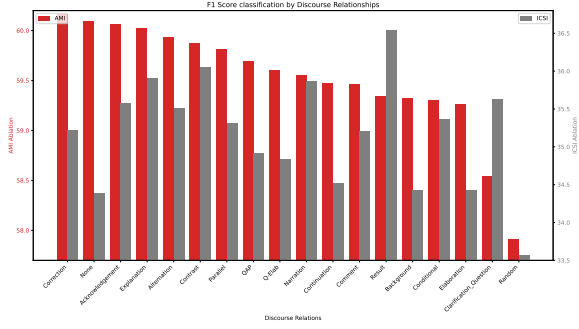


Figure 4: Impact of individual discourse relations on our RGCN classifier for both AMI and ICSI.

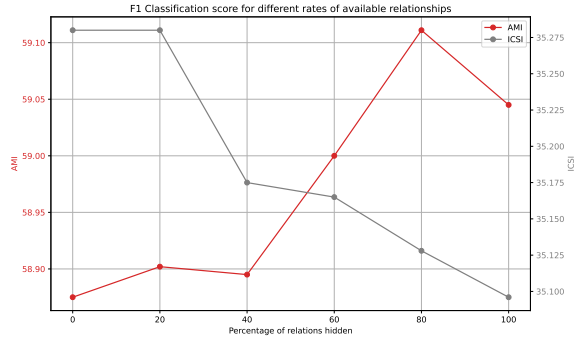


Figure 5: Impact of different rates of *hidden relations* on our RGCN classifier for both AMI and ICSI.

value of 0, with the exception of edges that correspond to the target relation. Our observations indicate that within the AMI dataset, *Correction*, *Acknowledgement*, and *Explanation* play a significant role in classifying the EDUs, whereas for the ICSI dataset, the relations that stand out in terms of their influence on classification include *Result*, *Contrast* and *Narration*, and *Explanation*.

Figure 4 and 5 illustrate that for the AMI dataset, relation labels negatively impact classification. The highest F1 scores are achieved when no relations (None) are used in the RGCN, similar to the effect of using the rarely occurring *Correction* relation (see Figure 3), which is practically equivalent to not using any relationships. The RGCN also performs well when it only considers very rare relations, indicating that classification performance is driven by graph structure rather than relation types, except for *Acknowledgments* (the most frequent type in Figure 3) which, while being common usually point to small EDUs that seldom *contribute* to the summary. Conversely, for the ICSI dataset, the *Result* relation significantly influences classification compared to other relations, establishing the importance of certain relationships. Notably, in the ICSI dataset, omitting

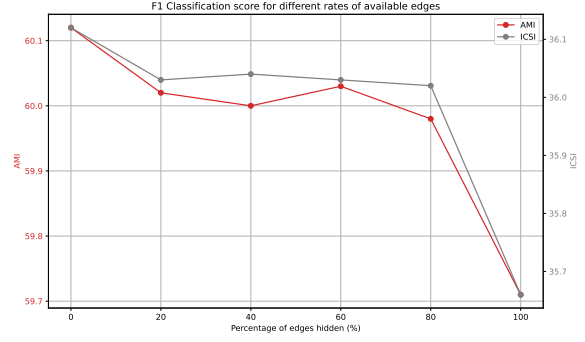


Figure 6: Impact of different rates of *hidden edges* on our GCN classifier for both AMI and ICSI.

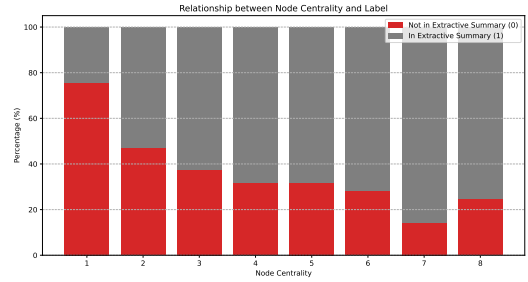


Figure 7: Percentage of node in and out of the gold summary for the different values of node centrality.

relations results in poorer classification outcomes, unlike with AMI. For both datasets, randomizing relationships among nodes worsens performance (see the rightmost column in Figure 4), indicating that nonsensical relations can hinder classification.

6.2 Structural ablation

We conducted further experiments to investigate the impact of graph edges on the model’s overall classification performance. As shown in Figure 6, hiding edges decreases the performance of the classifiers for both AMI and ICSI. It appears that the graph structure generally has a more robust impact on classification than relation types do. Figure 7 shows that the more central a node is, the higher the chances of it being a part of the extractive summary is; in other words, the more common it is to refer to a certain EDU, the higher the odds of it being important.

6.3 Studying different parsers

As the previously described experiments were all carried out on graphs produced by Deep Sequential (Shi and Huang, 2019) only, we decided to also test the impact that different graph parsers have on our model. In this section, we compare the influence of graphs produced by Deep Sequential (*DS*)

Model	Precision	Recall	F1
Deep Sequential	49.51	73.64	59.25
Knowledge Enhanced	48.49	78.75	59.75
BERTLine	47.52	77.34	58.94

Table 4: Performance of different discourse parsers.

with that of graphs produced by Knowledge Enhanced (*KE*; Liu and Chen, 2021) and BERTLine (*BL*; Bennis et al., 2023). Results in Table 4 show that the three parsers lead to different classification results, *KE* scoring higher in F1 score than the other two, and *DS* having the highest precision score. This difference suggests that we should further investigate the nature of the differences between the predictions of these three models.

In order to compare between the resulting graphs produced by different parsers, we employ the Weisfeiler-Lehman graph kernel (Sherashidze et al., 2011; Siglidis et al., 2020) to map these graphs into an embedding space in which structurally alike graphs are placed closer to each other, resulting in the following similarity scores: $\text{sim}(KE, DS) = 0.3842$, $\text{sim}(KE, BL) = 0.4810$, $\text{sim}(BL, DS) = 0.7389$. These scores indicate varying levels of resemblance between the pairs, with the *BL* and *DS* showing the highest similarity.

Model	N° Edges	Density	Cluster. Coeff.
Deep Sequential	755.56	0.003745	0.0
Knowledge Enhanced	756.56	0.003667	0.0
BERTLine	617.40	0.003789	0.1623

Table 5: Statistics of graph structures of different discourse parsers.

In the end, Table 5 shows some statistics of the graphs. Density represents a ratio between the number of edges and nodes. Clustering coefficient measures the degree to which vertices in a graph tend to be clustered together. It quantifies how likely it is that the neighbors of a vertex are also connected to each other. In this sense, a value of 0 shows that no two neighbors of a node are also connected (i.e., no triangle structure). We can observe that *DS* and *KE* graphs, have a higher number of edges but lack any triangle structure. On the other hand, we observed that *BL* graphs have entirely disconnected nodes that will have no impact in the classification process for a GNN, explaining its relatively lower classification power.

7 Conclusion

In this study, we have demonstrated the utility of discourse graphs in the context of node classification for extractive summarization through an analysis with systems lacking both relational information or a graph structure. Additionally, we conducted ablation studies aimed at assessing the significance of various relations across different datasets. This approach allowed us to discern the impact of specific relational dynamics on the performance of classification algorithms, highlighting the integral role of discourse structures in enhancing the understanding and processing of textual information.

Limitations

Discourse graphs emerge as potent tools for understanding complex interactions within texts. However, as illustrated in Figure 3 a notable limitation is the under representation of certain relations within these graphs. This scarcity can be traced back to the limited availability of datasets annotated with comprehensive discourse notations, which are often specialized. Specifically, the STAC dataset is the only conversational corpus featuring gold discourse graphs. The absence of certain relations within the available data impacts the training of graph generators, tending to omit these less available relations, resulting in a generation bias towards certain structural patterns.

Moreover, while the system creates quality extractive summaries, the inherent limitations of extractive summarization for dialogues still holds. Compared to abstractive summaries, extractive summaries tend to be less fluid for readers. Addressing these readability challenges by cleaning disfluencies and refining the text remains an active area of research, underscoring the need for further advancements in dialogue summarization techniques.

Finally, as can be observed from Tables 2 and 3, while our method is robustly above the others in both classification and summarization metrics, the budgetization of the summaries lowers the difference. Indeed, cutting the summaries to be the average length makes the summary focus on the early part of a meeting, and gives higher weights to false positives. Developing a strong ranking method before the budgetization would likely lead to improved results and a higher difference between classification and ROUGE scores.

Acknowledgements

This work was supported by the SUMM-RE project (ANR-20-CE23-0017) project.

References

- Sami Abu-El-Haija, Bryan Perozzi, Amol Kapoor, Nazanin Alipourfard, Kristina Lerman, Hrayr Harutyunyan, Greg Ver Steeg, and Aram Galstyan. 2019. Mixhop: Higher-order graph convolutional architectures via sparsified neighborhood mixing. In *international conference on machine learning*, pages 21–29. PMLR.
- James Allen and Mark Core. 1997. Draft of DAMSL: Dialog act markup in several layers.
- Nicholas Asher. 1993. Reference to abstract objects in english.
- Nicholas Asher, Julie Hunter, Mathieu Morey, Benamara Farah, and Stergos Afantenos. 2016. [Discourse structure and dialogue acts in multiparty dialogue: the STAC corpus](#). In *Proceedings of the Tenth International Conference on Language Resources and Evaluation (LREC’16)*, pages 2721–2727, Portorož, Slovenia. European Language Resources Association (ELRA).
- Zineb Bennis, Julie Hunter, and Nicholas Asher. 2023. [A simple but effective model for attachment in discourse parsing with multi-task learning for relation labeling](#). In *Proceedings of the 17th Conference of the European Chapter of the Association for Computational Linguistics*, pages 3412–3417, Dubrovnik, Croatia. Association for Computational Linguistics.
- Ziqiang Cao, Furu Wei, Wenjie Li, and Sujian Li. 2018. Faithful to the original: Fact aware neural abstractive summarization. In *Proceedings of the AAAI Conference on Artificial Intelligence*, volume 32.
- Yaxin Fan, Feng Jiang, Peifeng Li, Fang Kong, and Qiaoming Zhu. 2023. [Improving dialogue discourse parsing via reply-to structures of addressee recognition](#). In *Proceedings of the 2023 Conference on Empirical Methods in Natural Language Processing*, pages 8484–8495, Singapore. Association for Computational Linguistics.
- Xiachong Feng, Xiaocheng Feng, Bing Qin, and Xinwei Geng. 2020. Dialogue discourse-aware graph model and data augmentation for meeting summarization. In *Proceeding of The 30th International Joint Conference on Artificial Intelligence*.
- Chih-Wen Goo and Yun-Nung Chen. 2018. Abstractive dialogue summarization with sentence-gated modeling optimized by dialogue acts. In *2018 IEEE Spoken Language Technology Workshop (SLT)*, pages 735–742. IEEE.
- Yebowen Hu, Timothy Ganter, Hanieh Deilamsalehy, Franck Dernoncourt, Hassan Foroosh, and Fei Liu. 2023. [MeetingBank: A benchmark dataset for meeting summarization](#). In *Proceedings of the 61st Annual Meeting of the Association for Computational Linguistics (Volume 1: Long Papers)*, pages 16409–16423, Toronto, Canada. Association for Computational Linguistics.
- Adam Janin, Don Baron, Jane Edwards, Dan Ellis, David Gelbart, Nelson Morgan, Barbara Peskin, Thilo Pfau, Elizabeth Shriberg, Andreas Stolcke, et al. 2003. The ICSI meeting corpus. In *2003 IEEE International Conference on Acoustics, Speech, and Signal Processing, 2003. Proceedings.(ICASSP’03)*, volume 1, pages I–I. IEEE.
- Dan Jurafsky, Liz Shriberg, and Debra Biasca. 1997. [Switchboard SWBD-DAMSL shallow-discourse-function annotation coders manual](#). *Institute of Cognitive Science Technical Report*.
- Thomas N Kipf and Max Welling. 2016. Semi-supervised classification with graph convolutional networks. *arXiv preprint arXiv:1609.02907*.
- Frederic Kirstein, Jan Philip Wahle, Terry Ruas, and Bela Gipp. 2024. What’s under the hood: Investigating automatic metrics on meeting summarization. *arXiv preprint arXiv:2404.11124*.
- Danielle Kost. 2020. You’re right! You are working longer and attending more meetings. *Harvard Business School Working Knowledge*.
- Kundan Krishna, Sopan Khosla, Jeffrey Bigham, and Zachary C. Lipton. 2021. [Generating SOAP notes from doctor-patient conversations using modular summarization techniques](#). In *Proceedings of the 59th Annual Meeting of the Association for Computational Linguistics and the 11th International Joint Conference on Natural Language Processing (Volume 1: Long Papers)*, pages 4958–4972, Online. Association for Computational Linguistics.
- Alex Lascarides and Nicholas Asher. 2008. Segmented discourse representation theory: Dynamic semantics with discourse structure. In *Computing meaning*, pages 87–124. Springer.
- Jiaqi Li, Ming Liu, Min-Yen Kan, Zihao Zheng, Zekun Wang, Wenqiang Lei, Ting Liu, and Bing Qin. 2020. [Molweni: A challenge multiparty dialogues-based machine reading comprehension dataset with discourse structure](#). In *Proceedings of the 28th International Conference on Computational Linguistics*, pages 2642–2652, Barcelona, Spain (Online). International Committee on Computational Linguistics.
- Chin-Yew Lin. 2004. [ROUGE: A package for automatic evaluation of summaries](#). In *Text Summarization Branches Out*, pages 74–81, Barcelona, Spain. Association for Computational Linguistics.
- Chunyi Liu, Peng Wang, Jiang Xu, Zang Li, and Jieping Ye. 2019. Automatic dialogue summary

- generation for customer service. In *Proceedings of the 25th ACM SIGKDD International Conference on Knowledge Discovery & Data Mining*, pages 1957–1965.
- Nelson F Liu, Kevin Lin, John Hewitt, Ashwin Paranjape, Michele Bevilacqua, Fabio Petroni, and Percy Liang. 2024. Lost in the middle: How language models use long contexts. *Transactions of the Association for Computational Linguistics*, 12:157–173.
- Yang Liu and Mirella Lapata. 2019. [Text summarization with pretrained encoders](#). In *Proceedings of the 2019 Conference on Empirical Methods in Natural Language Processing and the 9th International Joint Conference on Natural Language Processing (EMNLP-IJCNLP)*, pages 3730–3740, Hong Kong, China. Association for Computational Linguistics.
- Zhengyuan Liu and Nancy Chen. 2019. [Exploiting discourse-level segmentation for extractive summarization](#). In *Proceedings of the 2nd Workshop on New Frontiers in Summarization*, pages 116–121, Hong Kong, China. Association for Computational Linguistics.
- Zhengyuan Liu and Nancy Chen. 2021. [Improving multi-party dialogue discourse parsing via domain integration](#). In *Proceedings of the 2nd Workshop on Computational Approaches to Discourse*, pages 122–127, Punta Cana, Dominican Republic and Online. Association for Computational Linguistics.
- William C. Mann and Sandra A. Thompson. 1987. Rhetorical structure theory: A framework for the analysis of texts. Technical report, University of Southern California Marina Del Rey Information Sciences Inst.
- Iain Mccowan, Jean Carletta, Wessel Kraaij, Simone Ashby, Sebastien Bourban, Mike Flynn, Maël Guillemot, Thomas Hain, Jaroslav Kadlec, Vasilis Karaiskos, Melissa Kronenthal, Guillaume Lathoud, Mike Lincoln, Agnes Lisowska Masson, Wilfried Post, Dennis Reidsma, and P. Wellner. 2005. The AMI meeting corpus. *Int’l. Conf. on Methods and Techniques in Behavioral Research*.
- Rada Mihalcea and Paul Tarau. 2004. [TextRank: Bringing order into text](#). In *Proceedings of the 2004 Conference on Empirical Methods in Natural Language Processing*, pages 404–411, Barcelona, Spain. Association for Computational Linguistics.
- Gabriel Murray, Giuseppe Carenini, and Raymond Ng. 2010. [Generating and validating abstracts of meeting conversations: a user study](#). In *Proceedings of the 6th International Natural Language Generation Conference*. Association for Computational Linguistics.
- Gabriel Murray, Steve Renals, and Jean Carletta. 2005. [Extractive summarization of meeting recordings](#). In *Interspeech*.
- Anna Nedoluzhko, Muskaan Singh, Marie Hledíková, Tirthankar Ghosal, and Ondřej Bojar. 2022. [ELITR minuting corpus: A novel dataset for automatic minuting from multi-party meetings in English and Czech](#). In *Proceedings of the Thirteenth Language Resources and Evaluation Conference*, pages 3174–3182, Marseille, France. European Language Resources Association.
- Tatsuro Oya, Yashar Mehdad, Giuseppe Carenini, and Raymond Ng. 2014. [A template-based abstractive meeting summarization: Leveraging summary and source text relationships](#). In *Proceedings of the 8th International Natural Language Generation Conference (INLG)*, pages 45–53, Philadelphia, Pennsylvania, U.S.A. Association for Computational Linguistics.
- Mathieu Ravaut, Shafiq Joty, Aixin Sun, and Nancy F Chen. 2023. On context utilization in summarization with large language models. *arXiv e-prints*, pages arXiv–2310.
- Nils Reimers and Iryna Gurevych. 2019. [Sentencebert: Sentence embeddings using siamese bert-networks](#). In *Proceedings of the 2019 Conference on Empirical Methods in Natural Language Processing*. Association for Computational Linguistics.
- Virgile Rennard, Guokan Shang, Damien Grari, Julie Hunter, and Michalis Vazirgiannis. 2023a. [FRED-Sum: A dialogue summarization corpus for French political debates](#). In *Findings of the Association for Computational Linguistics: EMNLP 2023*, pages 4241–4253, Singapore. Association for Computational Linguistics.
- Virgile Rennard, Guokan Shang, Julie Hunter, and Michalis Vazirgiannis. 2023b. [Abstractive meeting summarization: A survey](#). *Transactions of the Association for Computational Linguistics*, 11:861–884.
- Michael Schlichtkrull, Thomas N. Kipf, Peter Bloem, Rianne van den Berg, Ivan Titov, and Max Welling. 2018. Modeling relational data with graph convolutional networks. In *European semantic web conference*, pages 593–607. Springer.
- Guokan Shang. 2021. *Spoken Language Understanding for Abstractive Meeting Summarization*. Ph.D. thesis, Institut Polytechnique de Paris.
- Guokan Shang, Wensi Ding, Zekun Zhang, Antoine Tixier, Polykarpos Meladianos, Michalis Vazirgiannis, and Jean-Pierre Lorré. 2018. [Unsupervised abstractive meeting summarization with multi-sentence compression and budgeted submodular maximization](#). In *Proceedings of the 56th Annual Meeting of the Association for Computational Linguistics (Volume 1: Long Papers)*, pages 664–674, Melbourne, Australia. Association for Computational Linguistics.
- Guokan Shang, Antoine Tixier, Michalis Vazirgiannis, and Jean-Pierre Lorré. 2020. [Energy-based self-attentive learning of abstractive communities for](#)

- spoken language understanding. In *Proceedings of the 1st Conference of the Asia-Pacific Chapter of the Association for Computational Linguistics and the 10th International Joint Conference on Natural Language Processing*, pages 313–327, Suzhou, China. Association for Computational Linguistics.
- Nino Shervashidze, Pascal Schweitzer, Erik Jan van Leeuwen, Kurt Mehlhorn, and Karsten M. Borgwardt. 2011. Weisfeiler-lehman graph kernels. *J. Mach. Learn. Res.*, 12(null):2539–2561.
- Zhouxing Shi and Minlie Huang. 2019. A deep sequential model for discourse parsing on multi-party dialogues. In *Proceedings of the AAAI Conference on Artificial Intelligence*, volume 33, pages 7007–7014.
- Giannis Siglidis, Giannis Nikolentzos, Stratis Limnios, Christos Giatsidis, Konstantinos Skianis, and Michalis Vazirgiannis. 2020. Grakel: A graph kernel library in python. *Journal of Machine Learning Research*, 21(54):1–5.
- Antoine Tixier, Polykarpos Meladianos, and Michalis Vazirgiannis. 2017. [Combining graph degeneracy and submodularity for unsupervised extractive summarization](#). In *Proceedings of the Workshop on New Frontiers in Summarization*, pages 48–58, Copenhagen, Denmark. Association for Computational Linguistics.
- Hugo Touvron, Louis Martin, Kevin Stone, Peter Albert, Amjad Almahairi, Yasmine Babaei, Nikolay Bashlykov, Soumya Batra, Prajjwal Bhargava, Shruti Bhosale, et al. 2023. Llama 2: Open foundation and fine-tuned chat models. *arXiv preprint arXiv:2307.09288*.
- Ante Wang, Linfeng Song, Hui Jiang, Shaopeng Lai, Junfeng Yao, Min Zhang, and Jinsong Su. 2021. [A structure self-aware model for discourse parsing on multi-party dialogues](#). In *Proceedings of the Thirtieth International Joint Conference on Artificial Intelligence, IJCAI-21*, pages 3943–3949. International Joint Conferences on Artificial Intelligence Organization. Main Track.
- Han Wu, Mingjie Zhan, Haochen Tan, Zhaohui Hou, Ding Liang, and Linqi Song. 2023. Vcsum: A versatile chinese meeting summarization dataset. *arXiv preprint arXiv:2305.05280*.
- Jiacheng Xu, Zhe Gan, Yu Cheng, and Jingjing Liu. 2020. [Discourse-aware neural extractive text summarization](#). In *Proceedings of the 58th Annual Meeting of the Association for Computational Linguistics*, pages 5021–5031, Online. Association for Computational Linguistics.
- Jingxuan Yang, Kerui Xu, Jun Xu, Si Li, Sheng Gao, Jun Guo, Nianwen Xue, and Ji-Rong Wen. 2021. A joint model for dropped pronoun recovery and conversational discourse parsing in chinese conversational speech. *arXiv preprint arXiv:2106.03345*.
- Shiyue Zhang, David Wan, and Mohit Bansal. 2023. [Extractive is not faithful: An investigation of broad unfaithfulness problems in extractive summarization](#). In *Proceedings of the 61st Annual Meeting of the Association for Computational Linguistics (Volume 1: Long Papers)*, pages 2153–2174, Toronto, Canada. Association for Computational Linguistics.
- Tianyi Zhang, Varsha Kishore, Felix Wu, Kilian Q. Weinberger, and Yoav Artzi. 2020. [BERTScore: Evaluating text generation with BERT](#). In *8th International Conference on Learning Representations, ICLR 2020, Addis Ababa, Ethiopia, April 26-30, 2020*. OpenReview.net.
- Ming Zhong, Yang Liu, Yichong Xu, Chenguang Zhu, and Michael Zeng. 2022. DialogLM: Pre-trained model for long dialogue understanding and summarization. In *Proceedings of the AAAI Conference on Artificial Intelligence*, volume 36, pages 11765–11773.