

How Alignment Helps Make the Most of Multimodal Data*

Christian Arnold¹ and Andreas Küpfer²

¹Cardiff University, arnoldc6@cf.ac.uk

²TU Darmstadt, andreas.kuepfer@tu-darmstadt.de

May 15, 2024

When studying political communication, combining the information from text, audio, and video signals promises to reflect the richness of human communication more comprehensively than confining it to individual modalities alone. However, when modeling such multimodal data, its heterogeneity, connectedness, and interaction are challenging to address. We argue that aligning the respective modalities can be an essential step in entirely using the potential of multimodal data because it informs the model with human understanding. Exploring aligned modalities unlocks promising analytical leverage. First, it allows us to make the most of information in the data, which *inter alia* opens the door to better quality predictions. Second, it is possible to answer research questions that span multiple modalities with cross-modal queries. Finally, alignment addresses concerns about model interpretability. We illustrate the utility of this approach by analyzing how German MPs address members of the far-right AfD in their speeches, and predicting the tone of video advertising in the context of the 2020 US presidential race. Our paper offers important insights to all keen to analyze multimodal data effectively.

*Comments welcome. Many thanks for the helpful comments from Frederik Hjorth, Stefan Müller, and Oliver Rittmann. The authors acknowledge support by the state of Baden-Württemberg, Germany, through bwHPC. Earlier versions of the draft were presented at the 5th Annual COMPTXT Conference, Glasgow, 12-13 May 2023, at the 13th Annual EPSA Conference Glasgow, 22-24 June 2023, the ECPR SGoP Conference, Vienna, 6-8 July 2023, the Political Studies Association of Ireland (PSAI) Annual Conference, 20-22 October 2023, Belfast, the 46th Annual Conference of the International Association for the Study of German Politics (IASGP), Mannheim, 30 November-1 December 2023, the 81st Midwest Political Science Association (MPSA), Chicago, 4-7 April 2024, and the Text-as-Data Reading Group Spring 2024 Speaker Series, 8 May 2024, Online.

Introduction

Over the past two decades, Political Science has made tremendous advances from learning how to work with unstructured data, be it text (e.g. Laver, Benoit, and Garry, 2003), audio (e.g. Knox and Lucas, 2021), or images (e.g. Torres, forthcoming). While analyzing these modalities separately allowed for important insights, their combination is particularly promising. Political Scientists increasingly have access to multimodal data that describes social phenomena comprehensively. For example, social media posts may come with images and text; a speech combines visual information, audio information, and the words themselves. Other research may use data from interviews, ranging from the interrogation of individual experts to several people in focus groups. In these settings, relevant information may come from non-verbal communication—information that would get lost through a transcript alone. Multimodal data can also stretch beyond what humans directly experience with their senses. For example, scholars may combine regionally specific socio-economic information with remote sensing data.

However, such multimodal data is a thorny promise because the complexity of the data makes it challenging to work with it (Liang, Zadeh, and Morency, 2023; Parcalabescu, Trost, and Frank, 2021). Multimodal data describes the same phenomenon through different sensors. However, it is not trivial to relate this information across multiple modalities because the data may look very differently—compare how distinct the data representations of the clap of a hand may look like in image data and audio data. In addition, information may conceptually relate to each other in different ways. A clap of the hand generates direct correlations in video and audio data. Yet a sarcastic statement’s wink of an eye requires a much deeper semantic understanding and cannot be easily observed across modalities. Finally, signals from different modalities may also interact in different ways. The wink of an eye may completely invert the meaning of a statement.

Without guidance on how information in one modality fits information in another, models are left in the dark about how to relate the data. Ideally models receive support in identifying the corresponding parts in the data. Such an alignment adds structure to what is, until then, unrelated data. Alignment is, therefore, a way of human annotation. It offers models access to the human semiotic understanding of the data. Alignment directly addresses the core challenges of multimodal data, connecting information across modalities even if datamodels in each modality are completely different and even if the information is related to one another at deep

semiotic levels. These connections then allow the model to comprehend the multimodal data comprehensively and correctly interpret complex interactions between modalities.

Alignment has important consequences for analyzing multimodal data. Models are not only better at solving their assigned analytical task with aligned data, because they can now relate information about phenomena across modalities more easily—something we show in this paper when we predict the tone of video ads from the presidential election campaign of the USA in 2020. It is also possible to design completely new applications. For example, aligned data now allows for cross-modal queries, where a researcher queries one modality to find out what is happening in another. In our paper, we showcase the utility of such an approach in trying to find out whether German MPs speak more upset when they directly look at members of the far-right AFD faction. Lastly, alignment allows us to understand the interactions between modalities better, thus contributing to model performance and model interpretability (Hessel and Lee, 2020; Joshi, Walambe, and Kotecha, 2021; Liang, Lyu, et al., 2023). In short, alignment helps make the most of multimodal data.

The contribution of our paper is straightforward. It offers guidance to all keen to analyze multimodal data effectively. We make the case for thinking carefully about alignment when designing research with multimodal data. Aligning multimodal data has the potential to account for the richness of information when scholars are willing to embrace its complexity rather than shying away from it. Heterogeneity, connectedness, and interaction are obstacles to data analysis, but alignment helps overcome them. Technical solutions to these challenges exist and will constantly improve, and our framework offers a conceptual foundation to guide all eager to work with multimodal data.

The paper proceeds as follows. In the first section, we introduce multimodal data and its core challenges when modeling it. In the second section, we then address alignment more explicitly. We explain key alignment characteristics and illustrate how they help solve core challenges from multimodal data analysis. In the last section, we showcase applications where alignment bears the greatest potential for improving multimodal analysis, i.e., performance improvement and cross-modal queries.

The Challenge of Multimodal Data

A modality is a way to perceive a phenomenon through sensors (Baltrušaitis, Ahuja, and Morency, 2018; Barua, Ahmed, and Begum, 2023). Multimodality is then the joint experience of the same phenomenon through several modalities (Liang, Zadeh, and Morency, 2023, 5ff.).

Humans grow up to intuitively make sense of the information they experience through the different modalities. But while multimodal models can tap into information that resembles the human experience of the world, they require guidance to fulfill their task. When designing such models, knowledge about how, on the one hand, humans process multimodal data and how on the other hand, models can process multimodal information are essential to overcome the three core challenges of multimodal data (Liang, Zadeh, and Morency, 2023, 5ff.). First, multimodal data is heterogeneous. The respective modalities may differ in how much information they transport to solve a task. For example, recent studies have found that the audio signal might be quite relevant to convey emotions in political speeches beyond ‘just’ the text alone (Dietrich, Hayes, and O’Brien, 2019; Knox and Lucas, 2021; Rittmann, forthcoming). From a technical point of view, the noise level can be different in the modalities. In the extreme, data might be missing in parts of one modality but not in others, e.g., a speaker might not be seen but only be heard in a video. But multimodal data is also heterogeneous in structure: an image represents information spatially; the grammar of a sentence works hierarchically; language, audio, and video are sequences. And the heterogeneity extends to the representation of multimodal data. Language data may comprise different atomic units, such as letters or words; audio data is a time series of oscillations; video data is a series of correlated images. Second, despite its heterogeneity, multimodal data is connected—after all, the various data streams describe the same event. Information may be statistically correlated or even causally linked across domains. The clap of a hand will be easy to detect in the video and audio signals. But modalities may relate to one another also on more semantic grounds. In a social media post of a politician, their photo with a wink and the accompanying text requires a deep understanding of what both the image and the text represent and how the information from the two modalities jointly create the message. Lastly, modalities may interact, and they can do so in any combination. They may reinforce, cancel each other out, or even invert themselves. Interactions are highly task-dependent. The modalities in a video of a political speech may interact with each other entirely differently when analyzing whether a speech was particularly emphatic (Rittmann, Ringwald,

and Nyhuis, 2020) or whether it was related to valence (Cauzinille et al., 2022).

Addressing the Challenges of Multimodal Data with Alignment

We argue that the alignment of multimodal data is crucial to mitigate these challenges. Alignment finds “relationships and correspondences between sub-components of instances from two or more modalities” (Baltrušaitis, Ahuja, and Morency, 2018, p. 432). It points information about a phenomenon in one modality to the corresponding information in one or more other modalities.

Multimodal data can be aligned in different ways (Baltrušaitis, Ahuja, and Morency, 2018; Barua, Ahmed, and Begum, 2023; Liang, Zadeh, and Morency, 2023). First, alignment may occur explicitly or implicitly. In the former case, alignment is the clear goal of a model. In the latter case, the model’s ultimate task is not alignment but something else like emotion recognition. In this context, alignment is a part of the model architecture, and the model benefits from its in-built capacity to learn the alignment when solving the designated task. Second, alignment may be based on continuous data or discrete data. For example, an image—a continuous matrix of pixels—may consist of several discrete objects, like different faces. A raw audio stream is a continuous sound that can be separated into distinct words. Text could also be considered a quasi-continuous stream of words, or there may be different entities like individuals or events.

Alignment helps a model make sense of multimodal data because it is a way of annotating human understanding (Akkus et al., 2023, p. 182), bringing models closer to how humans interpret such data (LeCun, 2022). One way of adding this information is via the data. Researchers annotate training sets and identify the phenomenon of interest in the respective modalities. Again, a politician in an image and their name in a text are a case in point. The data annotation can also occur more subtly during data pre-processing, reducing the noise in the data. When curating data for a task, humans have ideas about the unit of analysis they are looking for, such as the politician’s name in a text or the bounding box around their picture. If more than just the discrete amount of information is used, e.g., by taking the whole sentence around the name or the entire photo instead of the bounding box, then there is noise in the signal a model has to overcome. The closer humans can confine the entity they are interested in, the less noise there is on the signal, and the easier it is for a model to bind information from across the

modalities together. Alignment can also be considered a form of pre-processing data (Denny and Spirling, 2018), built on an informed human understanding of how multiple modalities interact. But, alignment can annotate human understanding via the model, too. Any model architecture is the conscious decision of someone designing it. A researcher has ideas about how information corresponds to each other across the modalities and designs a model accordingly. The model can better work with the multimodal data and is more competent in fulfilling the final analytical task. Implicit alignment is an extreme case of this form of annotation, where the whole capacity to identify the alignment happens through the model alone.

In effect, alignment helps address three fundamental challenges of multimodal data. Alignment tackles the heterogeneity of multimodal data. Data may not only look very different across modalities, making it hard to relate the data from the respective modalities to one another. It could also be that the amount of information they contribute to solving the analysis may differ. Alignment manages heterogeneity because this extra information connects the respective modalities. As a result, a model can now better use information in the different data modalities, leading to better task performance (Liang, Lyu, et al., 2023; Parcalabescu, Cafagna, et al., 2022). Combining the modalities is relevant in case data in one of the modalities is noisy, or at times even missing at all (Liang, Zadeh, and Morency, 2023). Alignment is, therefore, promising in low-resource modalities (Liang, Wu, et al., 2021). How data is connected across modalities may not be straightforward, particularly if modalities relate to one another based on more profound semantic concepts. Alignment connects information based on the human understanding of how key elements relate. In addition to improving the overall prediction performance, these established connections allow for new opportunities for modeling and working with multimodal data. For example, how well data are connected across the respective data modalities could be valuable information in its own right. Agarwal et al. (2023) use video alignment quality to identify deep fakes in TV news. But alignment also makes it possible to query across modalities (Baltrušaitis, Ahuja, and Morency, 2018; Liang, Wu, et al., 2021). Aligned data can locate information in one modality and retrieve relevant information from others. When analyzing videos, researchers could be interested in the vocal pitch or facial expressions when speakers use specific keywords such as *immigrant* or *climate change*, or they could be keen to understand the content of a speech around acoustic events (booing, clapping) or visual events (facial expressions, hand gestures). Ultimately, alignment also illustrates the interaction of modalities, which is a big step forward to better understanding how multimodal models work. Over the past

decade, the performance of deep neural networks has led researchers to neglect interpretability. Knowing that these models reliably solved the tasks they were designed to do was already an advancement. Increasingly, research is keen to understand better how exactly the models are using the information from different modalities to solve their tasks and how well humans are capable of understanding what machines are doing (Hessel and Lee, 2020; Liang, Lyu, et al., 2023; Wang et al., 2021). Taken together, multimodal data analysis thus opens the door to detecting and generating representations for complex aspects of communication (Liang, Wu, et al., 2021). For example, sarcasm is much easier to identify based on a combined video, audio, and text signal than on text alone.

In Figure 1, we suggest that the potential of alignment in multimodal research can be best understood as a circle. The start of any project is typically a good research question based on multimodal data. Computer science has identified three core challenges when working with multimodal data, i.e., heterogeneity, connectedness, and interaction. Alignment is a critical element that addresses these challenges. Without recognizing the relevance of alignment, research projects are likely to fail to use the information in the data entirely and, hence, fall short of realizing the real potential of multimodal data analysis. Alignment helps realize the true potential of multimodal data since it annotates a layer of human understanding via the data or the model. This allows models to engage with the multimodal data more comprehensively. Scholars can choose different ways of aligning the data depending on the research question. Alignment can be the explicit goal of a model, e.g., as a means of pre-processing data. However, alignment can also be implicitly built into the architecture of a model that ultimately seeks to achieve the analysis task itself. In addition, alignment could be based on continuous data or discrete data. Implementing this alignment is a highly dynamic research area subject to constant change. As a result, alignment will not only be able to help multimodal data analysis but also answer an original research question. In addition, alignment is likely to constantly generate new applications for multimodal data, ranging from the improvement of model performances, querying across modalities, and understanding the way information is being processed in multimodal models to new ways of semantically representing complex elements of human communication spanning several modalities at once, to name a few. These new applications naturally lead to further research questions, and the research cycle can start anew. In sum, alignment is the key driver of the dynamic of multimodal data analysis and is likely to spurt a growth of applications. Without it, political science scholars will struggle to overcome its key challenges.

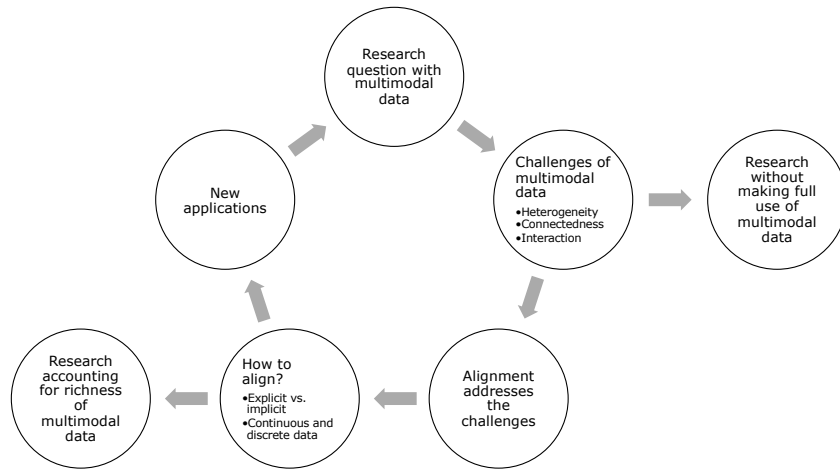


Figure 1: Alignment not only helps make full use of the richness of multimodal data. It also helps generate new research questions.

The Potential of Alignment in Practice

How do political scientists align multimodal data? So far, the papers in the discipline align modalities in two ways. Either researchers align modalities at the global level, which means they consider a single speech or a political advertisement video as one observation (Dietrich and Ko, 2022; Dietrich, Enos, and Sen, 2019; Dietrich, Hayes, and O’Brien, 2019; Rittmann, forthcoming; Tarr, Hwang, and Imai, 2022). The other alternative is alignment based on fixed temporal segments (Boussalis et al., 2021; Knox and Lucas, 2021). Until now, no studies have aligned modalities using semantically meaningful units.

In this last section, we showcase the potential of alignment for Political Science. It is our first goal to illustrate how addressing the core challenges of multimodal data analysis helps generate innovative research questions. Without alignment, a multimodal research project might not use the full potential of the multimodal data and stop early. In one application, we use alignment to address the heterogeneity of multimodal data and predict the tone of campaign videos from the 2020 US presidential election, i.e., whether it is a positive or a negative ad. Another application focuses on the connectedness of multimodal data and highlights the potential of cross-modal queries. Studying the German Bundestag, we seek to understand how parties react to the arrival of the right-wing AfD. Are MPs more upset in their speeches when they address the AfD? And do they talk differently to the AfD than to all other factions?

Our second goal is to show how to use different ways of alignment to answer the respective research questions. For predicting the tone of campaign videos from the 2020 US presidential

election, we align three continuous modalities: video, audio, and text. We rely on cross-modal transformers that implicitly use self-attention to solve alignment and can improve the F1 score. We use explicit alignment to map continuous and discrete data for the second application with MP speeches in the German Bundestag. Connecting the video, audio, and text modality in this way, we can query information on one modality based on information on another.

Aligning Heterogenous Data to Improve the Prediction of Tone in Campaign

Videos

Campaign videos are essential for parties and politicians to reach out to potential voters and differentiate themselves from their opponents. Research has identified the key characteristics of political ads (e.g. Fowler et al., 2023; Villegas, Mokaram, and Aletras, 2021; Tarr, Hwang, and Imai, 2022), and has been using the insights to study for example voting behavior (e.g. Fridkin and Kenney, 2011; Lau et al., 1999; Pattie et al., 2011). One crucial aspect of political video advertisement is the tone. In negative campaigning, the tone is essential to setting either a positive or negative mood (Pattie et al., 2011). Although humans can quickly capture the concept of tone when watching such a video, annotating the tone is not a trivial task for a machine since it requires combining information from multiple modalities.

We address this task using the database of the Wesleyan Media Project (Fowler et al., 2023), which provides access to 1150 video advertisements from the 2020 US Presidential campaign. The database includes a set of manually annotated features based on the videos. To showcase implicit ways of aligning data, we annotate positive and negative tones in English language videos for at least two minutes, leaving us with 1077 videos. The videos are then processed to create embeddings representing text, video, and audio. Using *WhisperX* (Bain et al., 2023), we first automatically generate transcripts and transform them into word embeddings based on GloVe (Pennington, Socher, and Manning, 2014). Next, we apply *pyAudioAnalysis* (Gianakopoulos, 2015) to extract 34 audio features that represent the audio track of each video. Each embedding is based on a sliding window of 0.1 seconds with an overlap of 0.05 seconds. Our video track embedding vector contains 170 facial features (e.g., facial action units) relying on *Py-Feat*¹. If more than one face is visible on a single frame, we calculate the mean of the features across all faces for that frame. To keep the resulting embedding vector manageable for our models, we only keep every 8th audio window and video frame.

¹<https://py-feat.org/>

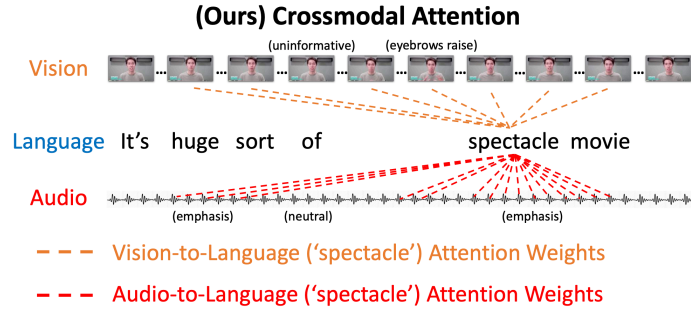


Figure 2: Implicit alignment strategy for multimodal data (Tsai et al., 2019).

The embeddings allow us to represent essential aspects of a political ad separately for each modality. While current research mainly relies on single modalities (text, video, or audio) or combines the modalities without alignment, we make the case for cross-modal alignment. How do we use implicit alignment across modalities to infer the tone from political ads?

We model implicit alignment with transformers (Vaswani et al., 2017). Transformers use a self-attention mechanism that mimics the human capability of reading a sequence in context, e.g., words in a sentence. This mechanism weighs the relevance of input elements of a sequence to solve a model’s task. As a result, the model learns to focus on more “important” parts when processing information. Self-attention on a single modality is a widely applied concept, mainly on text, with emerging applications in further modalities such as audio and video. Here, we will use transformers for cross-modal attention. Tsai et al. (2019) proposes an adapted transformer-based architecture that applies self-attention within and across all modalities.

Figure 2 illustrates the merits of the suggested implicit alignment approach. It enables the model to subtly focus on sequential relationships between modalities, which helps to implicitly connect information from text, video, and audio modalities. For example, the word *spectacle* (Language) can be associated with matching sequences in both vision and audio and vice-versa.

Building on Tsai et al. (2019), we first split our video data into a training, validation, and holdout test set. To study how implicit cross-modal alignment helps the analysis, we look at the performance when predicting tone in five different settings, i.e., each modality, non-aligned multimodal data, and implicitly aligned multimodal data. For each scenario, we look for the optimal combination of hyperparameters using a full grid search on a defined range of hyperparameters.²

Table 1 reports F1 Scores on out-of-sample testsets. Unimodal models that incorporate

²Please see Appendix for hyperparameter values (Table A2).

either audio (0.851) or video (0.856) seemingly do not contain all the information necessary to distinguish between negative and positive tone. To give an intuition, an accuracy score of 0.85 means that roughly one out of 7 classifications is going wrong. A model that uses text only (0.931) outperforms not only the other two modalities, it is also better than the multimodal approach without cross-modal attention (0.920). Again, to compare, an accuracy of 0.93 means that only one out of 14 is going wrong. However, the cross-modal attention architecture (0.945) improves model performance by yet another bit, making more efficient use of the available data. A corresponding accuracy score would mean that only one out of 20 predictions is wrong. Cross-modal attention therefore allows for a substantive improvement in implicitly aligning the text, video, and audio information. It allows the model to use the data more efficiently when predicting tone.

Table 1: Out-of-sample F1 scores of tone classification in unimodal and multimodal scenarios with and without cross-modal attention. Results are averaged over five random out-of-sample test datasets. The Appendix shows a complete list of results per seed in Table A3.

Multimodal F1 (SD)		Unimodal F1 (SD)		
Cross-modal Attention	No cross-modal Attention	Text	Audio	Video
0.945 (0.012)	0.920 (0.019)	0.931 (0.006)	0.851 (0.000)	0.856 (0.002)

Alignment for Cross-Modal Queries in Parliamentary Speeches

The rise of far-right parties in Western Europe has been researched by political science for many years (e.g., Betz (1995), Mudde (2007), and Ivarsflaten (2008)). One example is the German party Alternative for Germany (AfD). The AfD causes polarization in party competition and prompts mainstream parties to converge towards the AfD’s positions. This, in turn, has expanded the political dimensions in which parties seek influence during legislative debates and beyond (Arzheimer, 2018; Atzpodien, 2022; Kortmann and Stecker, 2019). While the impact of the AfD on policy positions has been well studied, we know little about how this changes how parties engage with one another in the German Bundestag (Bäck, Debus, and Fernandes, 2021; Proksch and Slapin, 2015). Do parties engage differently with the AfD than with other parties? And if yes, how does communication to the extreme right differ from communication with other parties?

We look at these questions using all 15,553 video recordings of plenary debates held in the 19th

German Bundestag, the first legislative period where the AfD entered the German parliament as a faction in its own right. The recordings of the plenary debates are available on the Bundestag homepage³, where we scrape them. While the complete corpus of videos includes full plenary debates and non-plenary speeches such as political education videos, we filter the speeches with available meta information containing the speech date, speaker name, party, and agenda item. To identify whether the speaker is visible in the video, we train the Detection Transformer (*DETR*) framework (Carion et al., 2020) to recognize the special lettering *Deutscher Bundestag* as well as the official logo (*Bundesadler*) on the speaker’s desk.⁴ The official subtitles have several shortcomings. They are only available since 2021, they are only loosely aligned to the videos, and they have been manually post-processed which means they may not always include every spoken word. We rely on *WhisperX* (Bain et al., 2023) to transcribe the full spoken text of MPs speeches.

Are MPs more excited when they talk to the AfD? The key challenge is to know when MPs actually address the AfD. Using text alone, the identification would be a formidable task. But when MPs speak with the AfD during their talks, they use non-verbal communication and look at the faction. The solution: understand at what angle the AfD is sitting; use the video modality to identify when MPs look in that direction; and finally measure the tone of MPs’ voices on the audio modality to understand whether MPs are upset. The alignment of the video and the audio modalities is straightforward in this example since it is simply based on time. This explicit alignment directly maps any moment in those two modalities onto one another. Querying one modality based on information in another one is a matter of identifying the correct moment of interest based on the time stamp. For this lookup, we first search for the information we use as the query: the gaze of the MPs in the video modality. The python package *SixDRepNet* (Hempel, Abdelrahman, and Al-Hamadi, 2022) uses a convolutional neural net architecture to measure the three ways a human can move their head. A speaker can look to the left or right (*yaw*), look up or down (*pitch*), or tilt their head to the left or right (*roll*). In the seating arrangement of the 19th *Bundestag*, the AfD is sitting between 45° and 70° relative to the speaker at the podium. Using the timing of the *yaw* angles allows us to clearly identify when the MP is speaking to the AfD, and when they are not. We also consider *pitch* angles smaller than

³<https://www.bundestag.de/parlamentsfernsehen>

⁴We use transfer learning with a pre-trained *ResNet-50* and fine-tuned with a few annotated video frames. Our final model successfully recognizes the combination of lettering and logo in 95.00% of the images in our validation set.

-20° to correct when an MP looks at their speech notes and keeps the measurement to the AfD active during that time.⁵ With this setup we divide an MP’s speech into those parts when they address the AfD, and those when they do not address the AfD.

Based on the resulting time stamps, we identify the information of interest on the audio modality. The vocal pitch reliably measures arousal in political speech (Dietrich, Hayes, and O’Brien, 2019; Knox and Lucas, 2021; Rittmann, forthcoming). Using the open-source audio analysis software *librosa* (McFee et al., 2015), we compute a mean pitch value for each spoken word. In the light of differences in frequency ranges for men and women, we follow the range settings proposed by Dietrich, Hayes, and O’Brien (2019) and Rittmann (forthcoming): We set the floor pitch to 75Hz and its ceiling to 300Hz for men while using a range of 100Hz to 500Hz when calculating the pitch of a woman. To normalize the audio level per person, we measure a standardized word-wise difference from MPs’ mean.

Figure 3 charts the mean audio pitch on the vertical axis for each faction. Values in green indicate when MPs address AfD, and values in purple show when MPs speak to anybody else. For all parties, MPs’ pitch is slightly lower than the standardized mean at 0, a value we would expect since these parts of the speeches represent the large majority of the corpus. However, the green values are of core interest for our research question since they capture whether MPs are more upset when talking to the AfD. This is the case, and in particular so for the three left factions from the socialist *Die Linke*, the social democrats *SPD* and the green party *Bündnis 90/Grüne*. All three of them show on average a pitch that is about 0.15 standard deviations higher than usual. The MPs from the conservative faction from *CDU* and *CSU* show a higher pitch, too, but only about 0.027 standard deviations, and MPs from the liberal party *FDP* are on average 0.05 standard deviations higher. For MPs from the AfD itself, there is no difference in the pitch level when they talk to their faction.

For the second research question we were interested in whether the words MPs chose are different when they talk to the AfD. To answer this question, we again use MPs’ gaze and then retrieve the corresponding information in the text modality.

Alignment is again explicit. But this time it spans three modalities. Just as before, the video modality has to be aligned with the audio modality. In addition, it is also necessary to map the audio modality to the text modality. Technically, we solve this during transcription

⁵In addition, we require a minimum length of 10 words to identify a part of the speech to be directly addressed to the AfD.

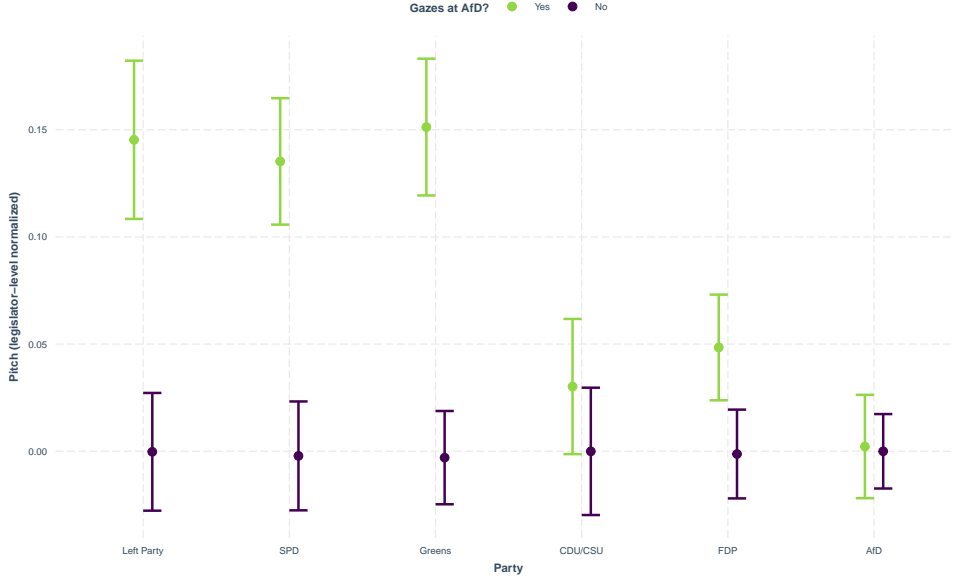


Figure 3: MPs arousal (standardized audio pitches) when addressing at the AfD (green), and when addressing all other parties purple during the 19th German *Bundestag*. Averages per party.

with *WhisperX*. The framework pads voice segments to a maximum duration of 30 seconds and transcribes them with the Automatic Speech Recognition tool *Whisper* (Radford et al., 2022). The result is enriched with word-level information using a phoneme model that holds the information about all recognized words in the current audio segment as an input parameter. It processes this data to identify the phonemes (e.g., the element p in *tap*) with a deep learning architecture trained on a large dataset of phonetically annotated speech. Once the phoneme sequence is generated, an algorithm explicitly aligns the predicted phonemes with the actual audio track of the speech segment. The result is precise word-level timestamps for all spoken words of a speech.

Querying text based on information is again a matter of using information on the video domain based on time stamps. This time, however, the query retrieves information from the text modality, not (directly) from the audio modality.

To better understand the communication patterns between the faction from the AfD and all others, we use the Fightin’ Words algorithm (Monroe, Colaresi, and Quinn, 2008). It compares word frequencies across multiple groups, considering the frequency of each word in the entire dataset. In each of the four possible speaking situations (others \rightarrow AfD, AfD \rightarrow AfD, others \rightarrow others, AfD \rightarrow others), the y-axis indicates how strongly associated they are with talking to the respective audience. The x-axis depicts how frequently the words are used in general.

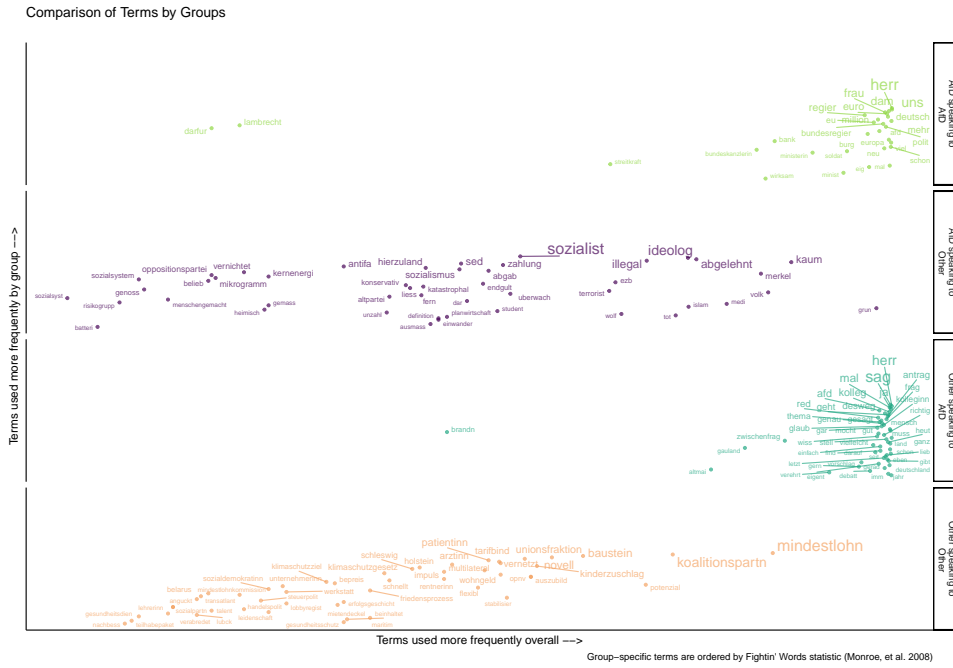


Figure 4: Fightin' Words algorithm (Monroe, Colaresi, and Quinn, 2008) to understand the communication in the four possible speaking situations (others → AfD, AfD → AfD, others → others, AfD → others).

Figure 4 presents our findings for all four speaking situations. Whenever other parties talk to the AfD, they typically do not use their speech to engage with the faction thematically. Instead, they rely on words that are more indicative of a rebuttal of an interjection, such as *verehrt* (honored), *herr* (Mr.), *gauland* (Alexander Gauland (AfD)), *kolleg* (word stem of colleague), *Antrag* (proposal), *Frage* (question). In short, the speaker's audience is clearly correlated to the spoken words, and MPs do not seem to engage with the AfD on the ground of particular contents, but rather to reprimand the faction.

Our findings align with theoretical expectations regarding communication in the 19th Bundestag. The main goal of this application is to show how systematic, explicit alignment of modalities on something as intuitive as timestamps can add significant analytical leverage to research designs in multimodal analysis. Mapping the three modalities on one another allows for cross-modal queries, a tool that can unlock many insights. For example, it would be possible to look for any other distinct semantic communication symbol that can be easily detected, such as particular gestures and other body language or even visually apparent individual characteristics. In the audio domain, the pitch of the voice and particular sounds (bells, clapping) may be informative to understand political communication. And of course, the text proves to be the most explored modality in political science, readily available to be semantically explored re-

garding topics, preferences, or keywords, to name a few. Building on the semantically informed timestamps from a source modality, it is easy to look up information in any other domain that might be useful for analysis. Ultimately, such explicit alignment helps uncover more profound insights into the complex interplay of nonverbal and verbal communication driving politics.

Conclusion

Political scientists frequently depend only on text when confronted with unstructured multimodal data rather than integrating additional modalities into their analytical models. Although some studies involve multiple modalities, most lack an intuitively meaningful alignment for human understanding. These challenges can be attributed to the complex interactions between modalities and the data heterogeneity that arises from their differing structures or instances of missing temporal data. However, while achieving a human-readable alignment is not trivial, alignment as a first layer of human annotation contributes to multimodal data analysis in several ways. Multimodal alignment enables a new layer of inference and improves the measurement of political phenomena. Additionally, it reduces noise, letting our model focus on the relevant parts of the input data to optimize training and inference. In short, analyzing multimodal data without alignment is possible but pointless.

References

- Agarwal, Shruti et al. (2023). “Watch those words: Video falsification detection using word-conditioned facial motion”. In: *Proceedings of the IEEE/CVF Winter Conference on Applications of Computer Vision*, pp. 4710–4719.
- Akkus, Cem et al. (2023). “Multimodal Deep Learning”. In: *arXiv preprint arXiv:2301.04856*.
- Arzheimer, Kai (Apr. 2018). “Explaining Electoral Support for the Radical Right”. In: *The Oxford Handbook of the Radical Right*. Oxford University Press. ISBN: 9780190274559. DOI: 10.1093/oxfordhb/9780190274559.013.8. eprint: https://academic.oup.com/book/0/chapter/364489912/chapter-ag-pdf/45226526/book_43520_section_364489912.ag.pdf. URL: <https://doi.org/10.1093/oxfordhb/9780190274559.013.8>.
- Atzpodien, Dana Siobhan (2022). “Party Competition in Migration Debates: The Influence of the AfD on Party Positions in German State Parliaments”. In: *German Politics* 31.3, pp. 381–398. DOI: 10.1080/09644008.2020.1860211. eprint: <https://doi.org/10.1080/09644008.2020.1860211>. URL: <https://doi.org/10.1080/09644008.2020.1860211>.
- Bäck, Hanna, Marc Debus, and Jorge M. Fernandes (Oct. 2021). *The Politics of Legislative Debates*. Oxford University Press. ISBN: 9780198849063. DOI: 10.1093/oso/9780198849063.001.0001. URL: <https://doi.org/10.1093/oso/9780198849063.001.0001>.
- Bain, Max et al. (2023). *WhisperX: Time-Accurate Speech Transcription of Long-Form Audio*. arXiv: 2303.00747 [cs.SD].
- Baltrušaitis, Tadas, Chaitanya Ahuja, and Louis-Philippe Morency (2018). “Multimodal machine learning: A survey and taxonomy”. In: *IEEE transactions on pattern analysis and machine intelligence* 41.2, pp. 423–443.
- Barua, Arnab, Mobyen Uddin Ahmed, and Shahina Begum (2023). “A Systematic Literature Review on Multimodal Machine Learning: Applications, Challenges, Gaps and Future Directions”. In: *IEEE Access*.
- Betz, Hans-Georg (1995). *Radical right-wing populism in Western Europe*. DOI: 10.2307/2152069.
- Boussalis, Constantine et al. (2021). “Gender, candidate emotional expression, and voter reactions during televised debates”. In: *American Political Science Review* 115.4, pp. 1242–1257.
- Carion, Nicolas et al. (2020). *End-to-End Object Detection with Transformers*. arXiv: 2005.12872 [cs.CV].
- Cauzinille, Jules et al. (June 2022). “Annotation of expressive dimensions on a multimodal French corpus of political interviews”. In: *Proceedings of the LREC 2022 workshop on Natural Language Processing for Political Sciences*. Marseille, France: European Language Resources Association, pp. 91–97. URL: <https://aclanthology.org/2022.politicalnlp-1.13>.
- Denny, Matthew J and Arthur Spirling (2018). “Text preprocessing for unsupervised learning: Why it matters, when it misleads, and what to do about it”. In: *Political Analysis* 26.2, pp. 168–189.
- Dietrich, Bryce, Ryan Enos, and Maya Sen (2019). “Emotional arousal predicts voting on the US supreme court”. In: *Political Analysis* 27.2, pp. 237–243.
- Dietrich, Bryce, Matthew Hayes, and Diana O’Brien (2019). “Pitch perfect: Vocal pitch and the emotional intensity of congressional speech”. In: *American Political Science Review* 113.4, pp. 941–962.
- Dietrich, Bryce and Hyein Ko (2022). “Finding Fauci”. In: *Computational Communication Research* 4.1. ISSN: 2665-9085. DOI: <https://doi.org/10.5117/CCR2022.1.004.DIET>. URL: <https://www.aup-online.com/content/journals/10.5117/CCR2022.1.004.DIET>.
- Fowler, Erika Franklin et al. (2023). *2020 Presidential Political TV Advertising*. dataset. Version 1.0. Middletown, CT: The Wesleyan Media Project, Wesleyan University.

- Fridkin, Kim L and Patrick Kenney (2011). “Variability in citizens’ reactions to different types of negative campaigns”. In: *American Journal of Political Science* 55.2, pp. 307–325.
- Giannakopoulos, Theodoros (2015). “pyAudioAnalysis: An Open-Source Python Library for Audio Signal Analysis”. In: *PloS one* 10.12.
- Hempel, Thorsten, Ahmed A. Abdelrahman, and Ayoub Al-Hamadi (Oct. 2022). “6d Rotation Representation For Unconstrained Head Pose Estimation”. In: *2022 IEEE International Conference on Image Processing (ICIP)*. IEEE. DOI: 10.1109/icip46576.2022.9897219. URL: <https://doi.org/10.1109%2Ficip46576.2022.9897219>.
- Hessel, Jack and Lillian Lee (2020). “Does my multimodal model learn cross-modal interactions? it’s harder to tell than you might think!” In: *arXiv preprint arXiv:2010.06572*.
- Ivarsflaten, Elisabeth (2008). “What Unites Right-Wing Populists in Western Europe?: Re-Examining Grievance Mobilization Models in Seven Successful Cases”. In: *Comparative Political Studies* 41.1, pp. 3–23. DOI: 10.1177/0010414006294168. eprint: <https://doi.org/10.1177/0010414006294168>. URL: <https://doi.org/10.1177/0010414006294168>.
- Joshi, Gargi, Rahee Walambe, and Ketan Kotecha (2021). “A Review on Explainability in Multimodal Deep Neural Nets”. In: *IEEE Access* 9, pp. 59800–59821. DOI: 10.1109/ACCESS.2021.3070212.
- Knox, Dean and Christopher Lucas (2021). “A Dynamic Model of Speech for the Social Sciences”. In: *American Political Science Review* 115.2, pp. 649–666. DOI: 10.1017/S000305542000101X.
- Kortmann, Matthias and Christian Stecker (2019). “Party competition and immigration and integration policies: a comparative analysis”. English. In: *Comparative European Politics : CEP* 17.1, pp. 72–91. DOI: 10.1057/s41295-017-0108-8. URL: <https://madoc.bib.uni-mannheim.de/48913/>.
- Lau, Richard R. et al. (1999). “The Effects of Negative Political Advertisements: A Meta-Analytic Assessment”. In: *The American Political Science Review* 93.4, pp. 851–875. ISSN: 00030554, 15375943. URL: <http://www.jstor.org/stable/2586117> (visited on 10/13/2023).
- Laver, Michael, Kenneth Benoit, and John Garry (2003). “Extracting Policy Positions from Political Texts Using Words as Data”. In: *American Political Science Review* 97.2, pp. 311–331. DOI: 10.1017/S0003055403000698.
- LeCun, Yann (2022). “A path towards autonomous machine intelligence version 0.9. 2, 2022-06-27”. In: *Open Review* 62.
- Liang, Paul Pu, Yiwei Lyu, et al. (2023). “MultiViz: Towards Visualizing and Understanding Multimodal Models”. In: *The Eleventh International Conference on Learning Representations*.
- Liang, Paul Pu, Peter Wu, et al. (2021). “Cross-Modal Generalization: Learning in Low Resource Modalities via Meta-Alignment”. In: *Proceedings of the 29th ACM International Conference on Multimedia*. MM ’21. Virtual Event, China: Association for Computing Machinery, pp. 2680–2689. ISBN: 9781450386517. DOI: 10.1145/3474085.3475247. URL: <https://doi.org/10.1145/3474085.3475247>.
- Liang, Paul Pu, Amir Zadeh, and Louis-Philippe Morency (2023). “Foundations and recent trends in multimodal machine learning: Principles, challenges, and open questions”. In: *arXiv preprint arXiv:2209.03430*.
- McFee, Brian et al. (2015). “librosa: Audio and music signal analysis in python”. In: *Proceedings of the 14th python in science conference*, pp. 18–25.
- Monroe, Burt, Michael Colaresi, and Kevin Quinn (2008). “Fightin’ Words: Lexical Feature Selection and Evaluation for Identifying the Content of Political Conflict”. In: *Political Analysis* 16.4, pp. 372–403. DOI: 10.1093/pan/mpn018.
- Mudde, Cas (2007). *Populist Radical Right Parties in Europe*. Cambridge University Press. DOI: 10.1017/CB09780511492037.
- Parcalabescu, Letitia, Nils Trost, and Anette Frank (2021). “What is Multimodality?” In: *Proceedings of the First Workshop on Multimodal Semantic Representations (MMSR)*. Asso-

- ciation for Computational Linguistics. Groningen, The Netherlands (Online). URL: <https://iwcs2021.github.io/proceedings/mmsr/pdf/2021.mmsr-1.1.pdf>.
- Parcalabescu, Letitia, Michele Cafagna, et al. (2022). “Valse: A Task-Independent Benchmark for Vision and Language Models Centered on Linguistic Phenomena”. In: *Proceedings of the 60th Annual Meeting of the Association for Computational Linguistics*. Association for Computational Linguistics. URL: <https://aclanthology.org/2022.acl-long.567/>.
- Pattie, Charles et al. (2011). “Raising the tone? The impact of ‘positive’ and ‘negative’ campaigning on voting in the 2007 Scottish Parliament election”. In: *Electoral Studies* 30.2. Special Symposium: Electoral Forecasting Symposium, pp. 333–343. ISSN: 0261-3794. DOI: <https://doi.org/10.1016/j.electstud.2010.10.003>. URL: <https://www.sciencedirect.com/science/article/pii/S0261379411000230>.
- Pennington, Jeffrey, Richard Socher, and Christopher D. Manning (2014). “GloVe: Global Vectors for Word Representation”. In: *Empirical Methods in Natural Language Processing (EMNLP)*, pp. 1532–1543. URL: <http://www.aclweb.org/anthology/D14-1162>.
- Proksch, Sven-Oliver and Jonathan B Slapin (2015). *The politics of parliamentary debate*. Cambridge University Press.
- Radford, Alec et al. (2022). *Robust Speech Recognition via Large-Scale Weak Supervision*. arXiv: 2212.04356 [eess.AS].
- Rittmann, Oliver (forthcoming). “Legislators’ Emotional Engagement with Women’s Issues: Gendered Patterns of Vocal Pitch in the German Bundestag”. In: *British Journal of Political Science*.
- Rittmann, Oliver, Tobias Ringwald, and Dominic Nyhuis (2020). “Pay attention to this! Explaining emphasis in legislative speech using automated video analysis in the US House of Representatives”. In.
- Tarr, Alexander, June Hwang, and Kosuke Imai (2022). “Automated coding of political campaign advertisement videos: An empirical validation study”. In: *Political Analysis*, pp. 1–21.
- Torres, Michelle (forthcoming). “A framework for the unsupervised and semi-supervised analysis of visual frames”. In: *Political Analysis*.
- Tsai, Yao-Hung Hubert et al. (July 2019). “Multimodal Transformer for Unaligned Multimodal Language Sequences”. In: *Proceedings of the 57th Annual Meeting of the Association for Computational Linguistics*. Florence, Italy: Association for Computational Linguistics, pp. 6558–6569. DOI: 10.18653/v1/P19-1656. URL: <https://aclanthology.org/P19-1656>.
- Vaswani, Ashish et al. (2017). *Attention Is All You Need*. arXiv: 1706.03762 [cs.CL].
- Villegas, Danae Sánchez, Saeid Mokaram, and Nikolaos Aletras (2021). “Analyzing Online Political Advertisements”. In: *Findings*. URL: <https://api.semanticscholar.org/CorpusID:234339299>.
- Wang, Xingbo et al. (2021). “M2Lens: visualizing and explaining multimodal models for sentiment analysis”. In: *IEEE Transactions on Visualization and Computer Graphics* 28.1, pp. 802–812.

A. Application: Predicting the Tone of Political Advertisements

A.1. Hyperparameter Tuning Grid

Table 2: Hyperparameter ranges for unimodal and multimodal model training.

Hyperparameter	Values
Number of Epochs	{20, 30}
Number of Attention Heads	{5, 10}
Number of Kernels (Language)	{1, 3, 5}
Number of Kernels (Vision)	{1, 3, 5}
Number of Kernels (Audio)	{1, 3, 5}
Dropout (Attention)	{0.1, 0.3}
Clip	{0.8, 1}

A.2. Results of implicit Alignment

Table 3: Detailed F1 scores of tone classification per seed in unimodal and multimodal scenarios.

Seed	Multimodal F1		Unimodal F1		
	Cross-modal Attention	No cross-modal Attention	Text	Audio	Video
20230701	0.955	0.940	0.932	0.849	0.853
20230702	0.934	0.908	0.934	0.849	0.855
20230703	0.934	0.905	0.923	0.847	0.857
20230704	0.965	0.936	0.946	0.862	0.877
20230705	0.935	0.911	0.917	0.850	0.836