

# A Model-oriented Reasoning Framework for Privacy Analysis of Complex Systems

Sebastian Rehms<sup>1</sup>, Stefan Köpsell<sup>1,2,3</sup>, Verena Klös<sup>1,2</sup>, and Florian Tschorsch<sup>1</sup>

<sup>1</sup> Technische Universität Dresden, Germany ([first.last@tu-dresden.de](mailto:first.last@tu-dresden.de))

<sup>2</sup> Centre for Tactile Internet with Human-in-the-Loop (CeTI), Dresden, Germany

<sup>3</sup> Barkhausen Institute, Dresden, Germany  
([stefan.koepsell@barkhauseninstitut.org](mailto:stefan.koepsell@barkhauseninstitut.org))

**Abstract.** This paper proposes a reasoning framework for privacy properties of systems and their environments that can capture any knowledge leaks on different logical levels of the system to answer the question: *which entity can learn what?* With the term *knowledge* we refer to any kind of data, meta-data or interpretation of those that might be relevant. To achieve this, we present a modeling framework that forces the developers to explicitly describe which knowledge is available at which entity, which knowledge flows between entities and which knowledge can be inferred from other knowledge. In addition, privacy requirements are specified as rules describing forbidden knowledge for entities. Our modeling approach is incremental, starting from an abstract view of the system and adding details through well-defined transformations. This work is intended to complement existing approaches and introduces steps towards more formal foundations for privacy oriented analyses while keeping them as accessible as possible. It is designed to be extensible through schemata and vocabulary to enable compatibility with external requirements and standards.

**Keywords:** Privacy · Privacy Analysis · Privacy Reasoning · Privacy Modeling

## 1 Introduction

In this work, we present a reasoning framework aiming to enable a privacy analysis of (possibly distributed) information processing systems. The presented method generalizes all forms of data, meta-data, and inference from combined data to the same logical level we call knowledge. The motivation here is that an attacker will use any knowledge to its disposal. The privacy analysis should take the same perspective.

A standard approach to model a system is by means of Data Flow Diagrams (DFDs) as used in established privacy analysis frameworks [5,9]. DFDs, however, make it harder to model the knowledge that is flowing in addition to the *intended* data flows, e.g., based on the underlying technical structure. For example, a DFD normally does not express *how* data is sent to an entity although it has been recognized that such facts are relevant to privacy and should

be considered for analysis [16]. If information is not explicitly expressed in the model, it cannot be directly accessed in the analysis resulting in imprecision.

Information that is relevant for privacy can be leaked on different logical layers of a system and create additional knowledge if combined. With existing modeling approaches, it is hard or even impossible to capture the knowledge of different logical layers of the systems. We therefore state: *any system is composed of sub-systems and it is important to grasp the knowledge present in views of lower and higher levels of abstraction of system components*. While we certainly acknowledge that it is far too complex to capture a system as a whole, it is important to have the *ability* to at least partially capture underlying structures and involved information resulting from those structures. It is then up to the analyst to decide how specific something is modeled. It is important to additionally consider available knowledge that is independent of the underlying structure of a system. For example an attacker may access or derive new knowledge and recombine it with existing one (e.g., background knowledge from other sources).

Our reasoning framework intends to enable structural analysis of privacy guarantees with minimal trust assumptions, sometimes referred to as hard privacy (in contrast to soft privacy) [5]. In this regard, we emphasize two aspects. The first one is data minimization, that is reducing the necessity to trust at all if information is not present in the system and is therefore by impossibility not subject to risk. The second one is trust distribution. This aspect can be inferred from the first by binding data to entities of the system: if data is always stored at some entity, one should try to minimize data at the same entity and at best also logical neighbor entities to reduce the probability of exchange and combination of data. If data is always bound to concrete entities, these entities should be disjoint.

We disregard modeling soft privacy by which a user can only hope for correct data handling or where one must hope for good intentions about the willingness of a data processor to be actually interested in the correctness of data (handling).

Our approach is designed as a complementary method to existing works allowing us to address named issues by introducing a modeling method that can adapt to different views on a system, keeping track of the implied knowledge flows and forcing to collect all knowledge for specific entities at the same logical level. In general, we assume that, to execute an analysis of a system, one has to model *relevant* aspects of the system that describe it.

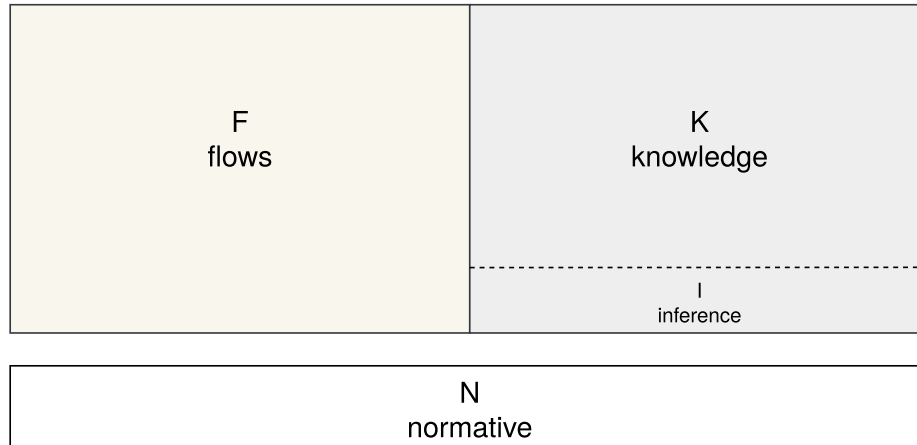
The main contribution of our framework can be summarized as follows: we take a step towards more formal foundations for privacy analyses of complex systems. With formal foundations contradictions between requirements and system properties are unambiguously clear. It also enables automated reasoning for better scalability, especially during the development process, making privacy by design more accessible. To this end, we propose a notation and informal description regarding the modeling and analysis process. Our intention is to introduce the general idea. Providing a formal syntax and semantics is out of the scope of this paper and part of future work.

The remainder of this paper is structured as follows. In Section 2, we provide general requirements of our framework. Subsequently in Section 3, we introduce our framework including all components and how single components relate to each other. In Section 4, we discuss additional aspects of our approach with respect to certain design decisions. A comparison to existing works and building blocks is discussed in Section 5, followed by a conclusion.

## 2 Framework Properties

In the following, we formulate several properties that a framework for privacy analysis should have to capture all the aspects mentioned in the introduction. All these aspects must comply with the possibility of formalization.

- *Generality*: The framework should not be restricted in its expressiveness by implicit domain assumptions and should support different views for the analysis. E.g. many approaches use Data Flow Diagrams (DFDs) and are therefore bound to the expressiveness of the DFDs. (A researcher may have a different focus than an auditor.)
- *Domain Transitions*: The framework should be able to express organizational, structural and technical aspects in the same model. Therefore it should be able to capture a system with different views, from logical components to technical parts.
- *View Depth*: It should be possible to specify a system at different depths and allow to take different views depending on intended granularity. This aspects includes the boundary problem: it is not always clear, what actually is part of the system and what is not (e.g. is the network in a distributed system part of it?). A system is bounded by its environment and therefore one needs to model the relation of the system and its environment.
- *Missing information*: The framework should enable to model a system while missing detailed information about the system.
- *Uncertainty*: Often one cannot be sure that a certain property of a system really has a certain effect or one actually knows that the effect is only partial (e.g. anonymizing data still might leak information about the underlying data set).
- *Argumentation*: The process should include the reasoning behind modeling decisions. This means that during the modeling processes the user has to justify his modeling decisions.
- *Extensibility/Restrictability*: The framework is intended to be general (first requirement). This means that anything can be included in a system analysis. This freedom can effectively be restricted in order to ensure conformance with a certain vocabulary, technical or legal standard or other interest like a threat analysis.
- *Tool Support*: The approach should be designed in a way that allows development of tools to ease the modeling process.



**Fig. 1.** General Framework Layout

### 3 General Method

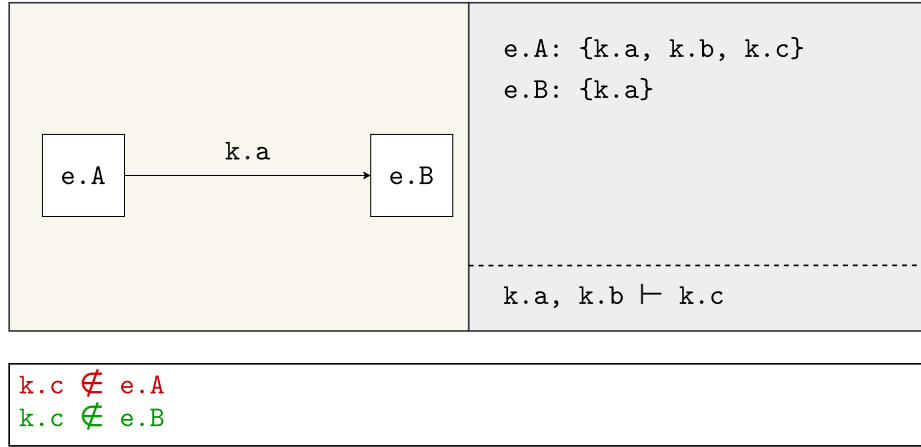
Our modeling method is designed to express enough properties of a system to answer the following questions: *which entity can learn what?* and therefore includes: *which entities are actually relevant parts of the system?* These questions can be refined by the following one: *what is the structure of an entity, that is, what entities is an entity composed of?* Additionally, to answer the first question we can ask: *does the underlying structure of the relation to other entities contain relevant information?* and *does the available knowledge of an entity allow to infer new knowledge?*

What is intentionally not directly expressed in our model is *where or how data is processed*. The relevant part of processing to privacy is inference, therefore processing is not part of the model.

#### 3.1 Overview

The framework proposes a notation of how elements and aspects of the analyzed system are recorded. There are three main parts, each of which represents one logical part of a described system. The knowledge part K represents the available knowledge for each entity in the model. The flow part F represents how the knowledge is *mediated* through other entities. These two parts are descriptive. The normative part N expresses properties that should hold in the system. See Figure 1 for an overview of the three parts. We call this the map of the model. It is intended to be created during the modeling process, similar to DFDs or attack trees in existing approaches.

K consists of the specification of knowledge bound to entities. It expresses which entity or group of entities knows what in the form of sets of knowledge



**Fig. 2.** Generic Example

atoms. Such an atom is a name/symbol representing knowledge about a fact.  $K$  also includes a section  $I$  containing inference rules, expressing what can be inferred given certain knowledge atoms. In Figure 2 entity  $e.A$  knows facts  $k.a$ ,  $k.b$  and  $k.c$ , and  $e.B$  only knows fact  $k.a$ .

$F$  consists of the specification of knowledge flows between entities. Such flows may be abstract in the sense that there is a knowledge transfer from one entity to another. This can be based for example on an abstract data flow. But it could be something more specific, like the representation of a technical procedure, e.g. the protocol flow of a TLS connection (the relation between the two examples will be discussed further down). In any case, there is always a flow of some form of knowledge implied and this is what is expressed.<sup>4</sup> In Figure 2 entity  $e.B$  knows about  $k.a$  because of the flow between the two entities.  $e.A$  started out with the knowledge set  $\{k.a, k.b\}$ . The knowledge  $k.c$  was inferred by a rule:  $K$  has an additional sub-part containing inference rules ( $I$ ). Rules have the form of a logical inference argument. A list of premises logically implies ( $\vdash$ ) a conclusion. Here from  $k.a$  and  $k.b$  new knowledge  $k.c$  is inferred. This rule only applies to  $e.A$ , as  $e.B$  does not know  $k.b$ .

$N$  consists of *policies*. These rules express that a list of knowledge atoms should not be element ( $\notin$ ) of the knowledge set of an entity.<sup>5</sup> If all elements left of the  $\notin$ -symbol are element of the respective knowledge set the rule is violated.<sup>6</sup>

<sup>4</sup> It would be possible to combine  $K$  and  $F$  in one picture but keeping them separate makes the framework more accessible and helps to separate logic.

<sup>5</sup> One can also add rules, that some atom should be element ( $\in$ ) of a set, which we consider out of scope of this work. This can be used to express properties like integrity, which we leave to future work.

<sup>6</sup> In order to express that not any of the atoms (a logical *OR*) should be known one has to add a single rule for every atom.

In the case of Figure 2 the first policy rule expresses that  $e.A$  must not know  $k.c$  and the second rule that  $e.B$  should not have this knowledge either. The first policy is violated, as  $k.c$  is known by  $e.A$  through the inference rule in  $I$ . The second one is not violated. Being normative  $N$  is optional for analysis but depending on the intention of the analysis may be instrumental. For simplicity, we will omit this part in many of the following graphics, if it is empty.

An important aspect of our method are *transformations*. The central idea is, that modeling of a system is a process where every step is a well-defined transformation of the current state of the model (in order to allow a later formalization). Every step expresses a level of description (i.e. abstraction), starting with a very abstract model and refining it step wise by adding more details. The system is incrementally described — more information is added to the model, thus increasing specification. Transformations include actions like adding new flows of knowledge or deriving new knowledge from existing ones.

Entities, flows and knowledge atoms can be simple or complex. By transforming any of those elements, one creates a complex element consisting of simple elements, expressing that the parent consists of other elements functioning as a specification of the parent element. Details on elements of the model and their respective transformations are introduced now.

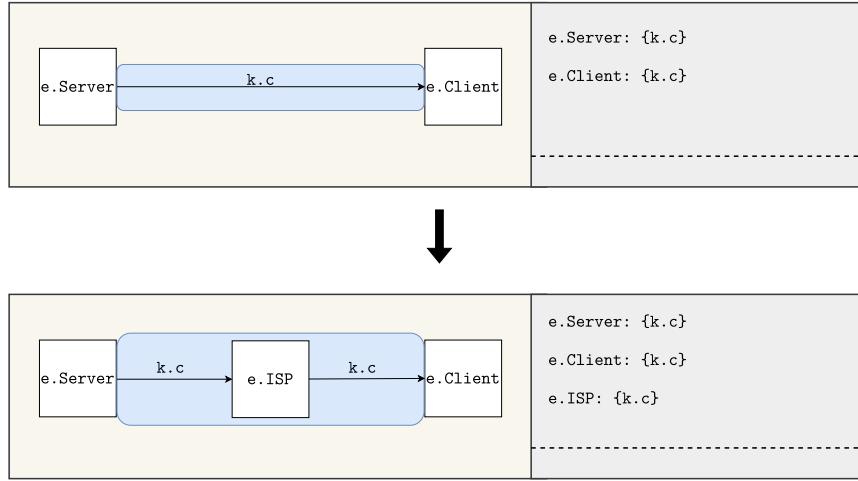
### 3.2 Entities and Flows

In  $F$  exist two types of elements: entities and flows, each of which may be simple or complex. Entities are named, and flows may be named. We prepend “ $e.$ ” to a name to indicate that it refers to an entity and “ $f.$ ” likewise for flows. Any entity that exists in  $K$  must exist in  $F$  and vice versa. Entities in  $F$  can be connected by flows. Every entity possesses a set of knowledge atoms (see next section for details); while talking about entities in  $K$  we identify the set of knowledge of an entity with the entity’s name.

Flows are unidirectional arrows. They are always annotated with one or more knowledge atoms, expressing that the respective knowledge atoms are made available to an entity by the source entity. Only knowledge atoms in the set of an entity may flow from it to another. There can be multiple flows between two entities. They can be merged by adding multiple atoms to one flow, but keeping flows separate allows referring to different processes in the analyzed system.

An existing flow can be specified — that is modeled in more detail — in two ways, 1. by bisecting it, introducing a new intermediate entity, and 2. by transforming a flow into a complex flow of multiple flows.

1. A bisection specifies a flow by defining, what entity *mediates* a knowledge flow. Putting it differently, a bisection is the answer to the question: which entity makes the original knowledge flow possible? The rationale behind this is, that any flow has to be mediated through some form of entity. Conceptually such an entity can be *anything*. It may be a company, “the Internet”, a logical piece of



**Fig. 3.** Flow Bisection

software, or an Ethernet cable (or even the air).<sup>7</sup> Consider the transformation in Figure 3. Starting from a general knowledge flow of some content `k.c` (light blue) from `e.server` to `e.client` (representing e.g. an HTTP GET from a client to a server or the transfer of emails to a user machine through IMAP). It is specified through a bisection, introducing an internet service provider (`e.ISP`). This new entity is obviously very general and is left unspecified for now.

Note that the content is now part of the knowledge set of the newly introduced entity. Any entity mediating a flow learns all atoms on the flow. When bisecting a flow, the original knowledge is added to both resulting flows.

The original flow logically still exists as the *parent flow*. It has three *children*: the two flows and the intersecting entity.

2. An existing flow can be transformed to a complex flow of flows. This allows to model protocol-like exchanges; but it is not required to do so — one simple flow may as well express a complete API call (see Figure 4). The `e.Server` holds some content `k.c` which is transferred to the client. In the first step, an abstract flow is modeled, expressing that *somehow* there is a knowledge transfer from the client to the server. At this stage, it is unspecified how this happens.

After the first transformation, the abstract exchange is broken down to a bit more specific protocol exchange, transforming the simple flow into a complex one. In this transformation, additional information is added to the model by specifying that the transfer is done through an HTTP request (expressed in the name of the flow `f.httpGet`). The new knowledge atom `k.userAgent` is introduced here. The server learns this new fact from the client and therefore

<sup>7</sup> In some sense an entity can be understood as a collection of something, that is not yet specified.

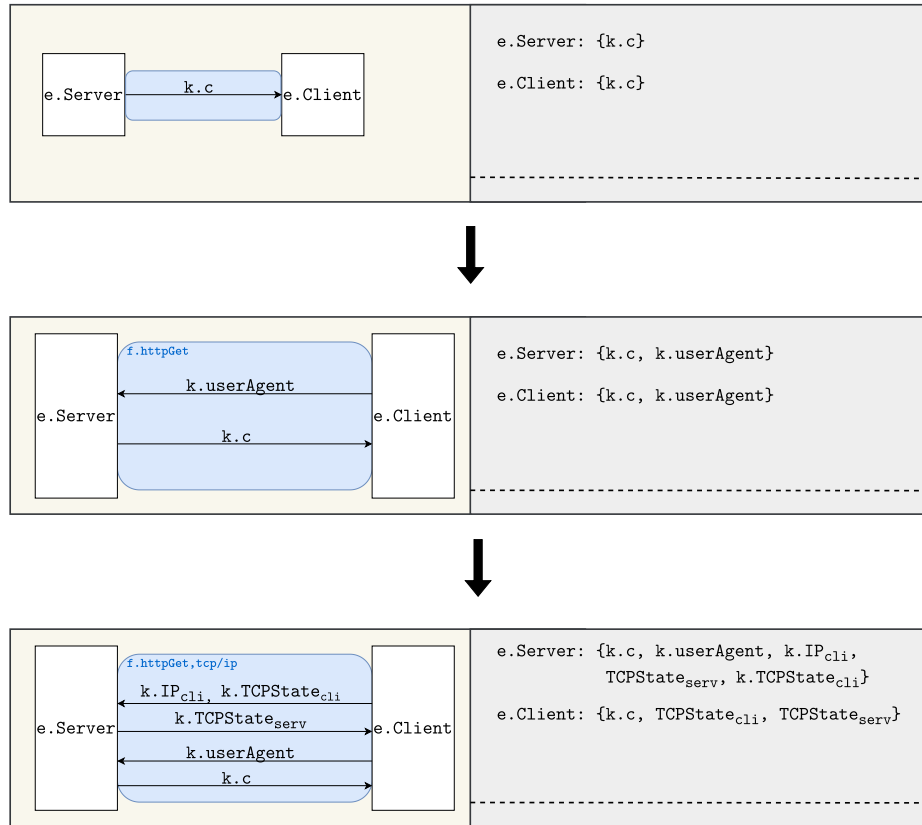


Fig. 4. Complex Flow Transformation

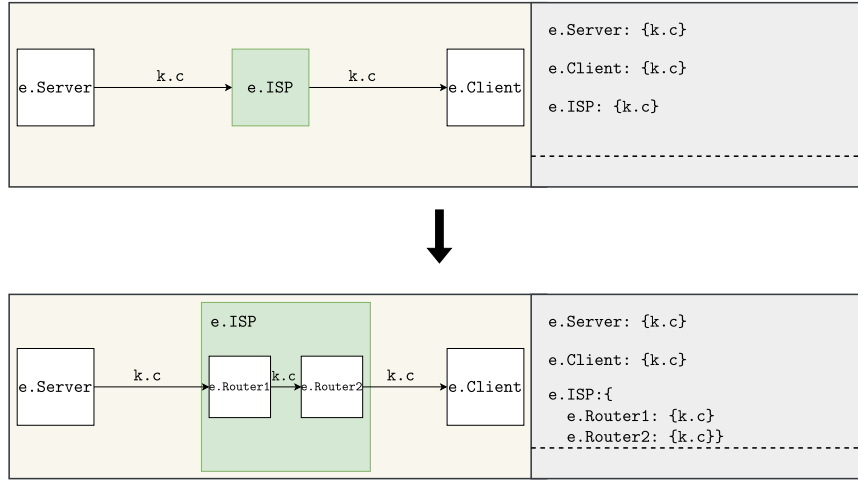
the atom is added to the client's set and through the flow also to the server's set.<sup>8</sup> This information is not present in the original stage of development. Note that the original abstract simple flow still exists after the transformation as a complex parent flow and the derived flows are a logical specification of the abstract parent flow.

Important to this transformation is that the knowledge of the original flow has to be included in at least one of the child flows to ensure conformity to the model before the transformation.

For clarification and to prevent confusion we included a third transformation, specifying the underlying protocol as TCP/IP. From a network perspective HTTP is transported over TCP, which is transported over IP, so it might be tempting to model this through nested complex flows. The important aspect

<sup>8</sup> Obviously it is possible to add additional information implied by a regular HTTP GET request like other standard headers, which we omit for simplicity.





**Fig. 5.** Complex Entity Transformation

to note is, that here TCP/IP is *not* added by *transforming* one or both of the HTTP modeling flows; they are simply added to the original complex flow before the HTTP request/response.<sup>9</sup> We want to stress here, that one is not dealing with the common depictions of network flows and interaction of protocols but with the flow of knowledge atoms.

These two flow operations can be applied recursively. When bisecting flows it is often advisable to apply the operation on a complex flow and therefore bisecting all sub-flows. But this depends of course on the situation and modeling depth. When specifying a knowledge flow specified down to network layer 2 it might make sense to bisect simple sub-flows.

Similar to flows, entities can be specified recursively, transforming a simple entity to a complex entity consisting of (possibly complex) sub-entities. For example, in Figure 5 the ISP can be specified by adding parts of the infrastructure, e.g. the routers, a network packet can travel through. In transforming a simple entity to a complex one, it has to be specified, (from) where exactly the in/out flows go.

These transformations (for flows and entities) can also be done by introducing new complex parent elements (which will probably be done mainly for grouping purposes). So e.g. for a set of routers, one can simply create an ISP parent entity. In principle for any set of entities one can introduce a common parent entity containing all elements as children — it is not necessary that they are connected by flows. To introduce a parent flow for a bisected one it is necessary to heed the structure of the child elements: it must be clear where the flows

<sup>9</sup> For simplicity of the explanation we do not include the flow of the server IP address. One could argue that it is not relevant to the analysis.

start and which entity mediates them. These two operations allow the creation of overlapping complex entities or parent flows, which is no problem.

When collecting multiple simple flows into a complex parent one, the situation is more difficult. The parent flow has one direction but in the children, atoms may flow in the opposite direction. One solution is to introduce a bidirectional arrow. It, however, should be unambiguous, where an atom originates, if it appears in two sets (see next section). So to avoid ambiguity no atom should be annotated on the bidirectional arrow (which is no problem — the flow simply acts as a placeholder for the modeler). Another solution is to introduce *two* complex flows which can grasp the inherent logic but may miss the point of collecting the flows into one. It is of course possible to combine the two.

Semantically the absence of some flow is expressing that the flow either does not exist or that it is considered *irrelevant* to the privacy analysis.

For the sake of clarity and displayability, it is allowed to draw the same entity multiple times in F. Logically it is the same entity.

### 3.3 Knowledge Atoms and Inference Rules

A knowledge atom is a symbol representing the fact of knowledge of something. One atom may represent arbitrary complex data. We prepend “k.” to express names for such atoms.

Knowledge atoms, or short atoms, are always bound to an entity, and therefore in K they exist only inside of sets belonging to entities. In the modeling process, any new atom symbol can be added to any knowledge set of any entity. There is only one restriction in the general model: Any atom symbol may be *newly created* only once in the whole model. This implies that any knowledge atom existing in the system has to be generated at a definitive entity and every other occurrence of the symbol anywhere in the system must come from a flow or inference from other atoms (inference is discussed in the next section).<sup>10</sup>

Semantically the absence of some atom in the knowledge set of an entity is expressing that the entity either does not know it or that it is considered irrelevant to the privacy analysis.

When adding nested entities to an entity (making it a complex entity) it has to be resolved, where exactly the knowledge atoms of the parent go. This results in a recursive application of the modeling method: atoms may flow to one child entity from outside the parent entity or the atoms may be generated at single child entities, if no conflict blocks this (e.g. not generated twice). Of course, they may also flow between the child entities.

Taking the abstract view of only looking at the complex entity, it contains all the knowledge contained in the sub-entities. When only looking at the parent the knowledge set consists of the union of the knowledge of its sub-entities.

---

<sup>10</sup> This expresses that any knowledge must come from *somewhere*. By generating a new knowledge atom one simply abstracts from the flow behind it, implicitly stating that it is not relevant to the analysis.

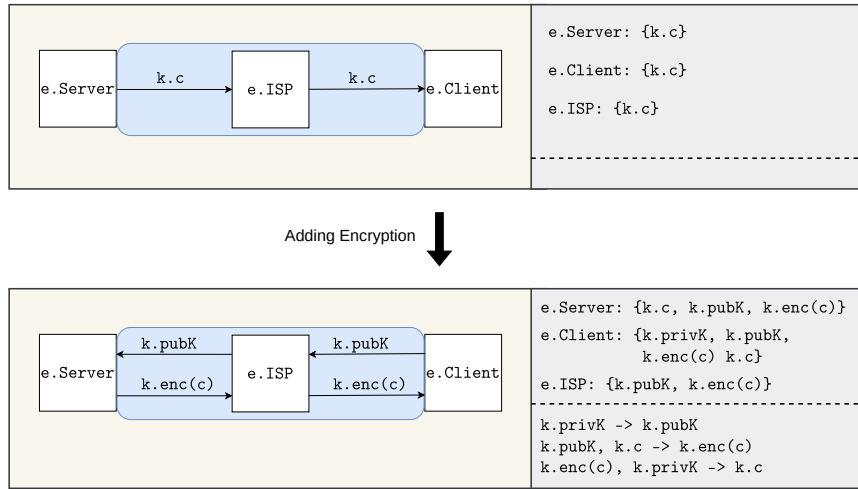


Fig. 6. Public Key Encryption

As mentioned, we introduce the concept of inference. A somewhat trivial example is to derive the knowledge of the length  $k.\text{lenStr}$  from the string  $k.\text{str}$ . Other examples are: a geographical location can be inferred from an IP address; from an HTTP GET request and the IP address of a client at the same entity it can be derived what content the IP address is interested in (generating a new atom, e.g.  $k.\text{linkIPtoContent}$ ). Also consider Figure 3: from the TCP state information new knowledge may be inferred identifying the operating system [12].

The result of inference on atoms is a new atom. Inference may include any finite number ( $> 1$ ) of atoms, expressing the combination of knowledge.<sup>11</sup> To perform an inference operation in the model one needs to define an inference rule which is contained in a separate section of  $K$ , namely  $I$ . Rules are global. They apply to all knowledge sets and therefore any entity knowing the necessary atoms generates the implied knowledge. Knowledge inferable by one entity is inferable by every entity with the same knowledge.<sup>12</sup>

We now show an example of how the inference mechanism can be used to model exchanges. In Figure 6 the first stage is the second of Figure 3. One might want to change the situation such that the ISP does not learn the content. A public key exchange can be introduced.<sup>13</sup>

<sup>11</sup> Note that generating new knowledge atoms is not inference.

<sup>12</sup> There exists a corner case: In abstracting from sub-entities to the parent entity, the rules have to be reevaluated again to guarantee consistency.

<sup>13</sup> For simplicity we model a very simple asymmetric, deterministic key exchange without added randomness.

The client generates a private key and from the first rule in  $\mathsf{I}$  it infers the corresponding public key. This knowledge is transferred to the server mediated by the ISP (both learning the public key). Based on the second rule the server infers the encrypted form of the content, transferring it back to the client through the ISP, both learning the knowledge. Based on the third rule the client can derive the content — this rule only applies to the client as the private key is required for application. After these transformations  $k.c$  is not an element of the set  $\mathsf{e.ISP}$ .

Note that here not only the model changed but the represented system as encryption was introduced. With regular transformations only additional information is added to the model, so all statements from before the transformations need to be represented in the model (see e.g. Figure 4 where the content needs to be an element of the complex flow). In the example of Figure 6  $k.c$  disappeared from the flow breaking consistency, which actually implies a system change.

### 3.4 Uncertainty

It may be likely or unlikely that some knowledge is available to some entity (for example the identity of the reviewer to the author). Inference may be sometimes possible only with some uncertainty or to some degree (e.g. if some relatively weak anonymization procedure like  $k$ -anonymity has been applied to a data set it might be possible to re-identify individuals given some unspecified background knowledge); or a flow may only happen with some probability. The inference of such knowledge can therefore be more likely or unlikely. In our approach, these circumstances translate to the fact that the membership of a knowledge atom in a set might not be certain. It also may be desirable to express, that some flow may only happen with some probability. *General* uncertainty can be expressed through the use of fuzzy sets for knowledge atoms. Any atom may only be a partial member of a knowledge set of an entity, expressed by annotating it with a degree in the range  $[0,1]$ .

Inference rules and flows may also be characterized by uncertainty. The resulting atoms then inherit this uncertainty from the evaluation of a rule. The grade of a rule expresses the certainty of the derived knowledge, not of the knowledge about the inference rule. An entity may infer knowledge atoms only to some degree based on the grade of the input atoms and the grade of the rule or flow.

In this regard one needs to be careful, how the degree of membership of inferred knowledge atoms is derived. It may be the case that there exists a stochastic dependency in the derivation of an atom from another atom based on a rule. For a simple example let  $k.name$  express the fact of knowledge of a name. Let there be some uncertainty on the spelling; it might be “Jane Doe” or “Jan Doe”. We therefore decrease the certainty of  $k.name$  to 0.9. When inferring the last name from the atom this inference is not independent of the uncertainty: In any case “Doe” will be the outcome of the inference, independent of the original *reason* for the uncertainty. As a consequence, when inferring from uncertain atoms one needs to be careful and specify, how the uncertainty is inherited or

not. This circumstance is due to the decision to only express *general* (i.e. under-specified) uncertainty for elements. For the sake of simplicity, we decided to keep it like this; an extension of the model may allow us to express more appropriate stochastic inference.

### 3.5 Annotations

There are different types of annotations applicable to any element and collection of elements as well as any transformation. One basic optional annotation type is purely descriptive and is intended to add arbitrary explanatory aspects to the model. It can be interpreted like comments as used in program code. They can be used for example to link atoms to data, to explain why a certain specification is thought to be meaningful or why some inference is thought to be justified.

There are also obligatory annotations. The most important one is always present by default to any element (flows, entities, knowledge atoms, knowledge sets as a whole): *that the element is not fully specified*. This annotation has to be explicitly *overwritten* giving a reason why further specification of the element is omitted. The rationale for this is the following: At any point in time of the modeling process, the constructed model is always just a model, that is, it is under-specified. There is no inherent reason to any model, that everything relevant to the knowledge of an entity has been captured by the model (like possible inferences, additional background knowledge, or any flow of knowledge from some not yet modeled entity) and therefore the default state always is *not-fully-specified* — it might be that with further specification something relevant can be added to the model. However, to stop the modeling process one needs to explicitly state for every element, that it is *sufficiently specified*. Therefore, the modeling can be seen as (temporarily) done only if one accepts the current state — this is expressed with the explicit statement for every element, that there is nothing relevant to add. One can use descriptive annotations to justify the omission of some specification considered by the modeler or the “sufficiently-specified”-attribute. For example, one may state that there is no knowledge flow from an air-gaped computer because it is isolated enough for relevant cases. Therefore such justification can simply use well-known patterns like “assume TLS is secure” to enable practical and relatively quick modeling of uncritical parts of a system.

### 3.6 Class Annotations

Entities, flows and knowledge atoms may be annotated with *classes* (prepending with “c.”). For example, some knowledge atom may be of the class `c.networkPacket` or `c.PII` (personally identifiable information). There are three reasons for us to introduce classes. First, it allows the formulation of general inference rules (in contrast to the examples in Figures 2 and 6 where the inference rules relate to concrete atoms). For example, there could be an inference rule stating, that from any atom of class `c.networkPacket` one can derive the fact about the time of activity, from `c.PII` the name of a natural person or from `c.privKey` a

corresponding public key. Second, it allows the formulation of general restricting and normative rules (discussed below). Third, it allows to define mappings of our model to existing vocabulary, ontologies, or taxonomies (for example this may allow GDPR conformance through interfacing with works like from Grünewald et al. [8]). It also allows mappings of entities to other structural notation methods like DFDs.

The class mechanism may be helpful to enable simplification of the modeling process. They may implement some kind of “templates”. The annotation mechanism in general and the class mechanism in particular allows the definition of ontologies or schemata for the whole analysis. In the standard form, our approach is very unrestricted: The user may define any symbol/name for any atom, entity, flow, or class. To ensure conformance with a certain vocabulary, technical or legal standard, or other interest like a threat analysis, one may define an ontology or schema. Such an extension may contain automatic inference rules, possibly for given classes. It may also add restricting rules and normative rules, which will be explained in the next section. Automatic domain-specific extensions may make analysis accessible.

### 3.7 Restricting Rules

One may add additional rules relating to anything. For example let there be two classes for flows `c.network` (expressing that such flows represent network connections) and `c.bus` (for attached hardware); additionally, let there be a class of atoms `c.data`. A rule may be added that any atom of class `c.data` may only be transferred to other entities through flows of class `c.network` or `c.bus`. Such rules exist to force certain restrictions during the modeling process.

This mechanism exists mainly to enable the use of ontologies and schemata in our method to enforce conformance with those. It also can be used to simplify the modeling process by restricting it to a certain vocabulary and therefore to a certain domain of analysis. It restricts expressiveness.

There are some default rules in the model already introduced with the explanations above:

1. No knowledge symbol may be generated twice (at two different entities). It has to be derived or there has to be a flow if it exists in more than one set. To us, this captures the essential property of knowledge in the domain of confidentiality. This rule make flows and inferences sensible.
2. In case of a flow bisection the atoms of the parent flow must be contained in both children flows.
3. In case of a transformation to a complex flow the original atoms still have to flow at least once.
4. In case of a transformation to a complex entity all atoms have to be contained in the union of all sub-entities and it must be clear how they flow there, if not generated (heeding rule 1.).

Note that those rules and restrictions are not represented in the model map. These rules are part of the overall modeling system and are not up to the modeler

during the modeling process to be added. They are assumed to be sound, i.e. there is no contradiction in the rules. This stands in contrast to normative rules, which we will explain now.

### 3.8 Normative Statements

The component  $N$  also contains rules, very similar to those just discussed. However, the function of normative rules is not to restrict the modeler. They exist to express properties that *should hold*. The rationale behind this is to emphasize the difference between descriptive and normative parts of an analysis.

A contradiction between a rule in  $N$  and the descriptive part  $F/K$  expresses the violation of a *requirement*.<sup>14</sup> As a consequence, one might want to *change the system* (and respectively the model of the system). It is of course possible, to accept and ignore the problem and simply continue the modeling process. For an example consider Figure 7, extending Figure 6. New classes are introduced and applied to some symbols (marked in blue): the ISP is annotated as untrusted (`c.u`) and the content is classified as private (`c.priv`).  $N$  is not empty and contains one rule: Anything of class `c.priv` should not be part of any set of class `c.u`. In the first stage, the rule is violated while after the transformations it is not.

Of course, when simply describing a system,  $N$  may be empty — then there are simply no normative requirements.  $N$  may contain rules about: Knowledge atoms and classes of knowledge atoms, how they flow (e.g. through classes of flows), and members of which set of subjects or classes of subjects they are. And there is one important special type of rule: Rules that require certain specifications or specification classes, express what has to be specified (or what not). This may of course depend on the ontology or schema in the background. Such rules exist to force the modeler to (not) consider certain aspects of a system.

In the normative part of the framework, one may also utilize thresholds to define, which grade of knowledge is viewed as *known* to the entity, if uncertainty is used. This allows one to express an acceptable grade of knowledge for an entity (e.g. it is possible that an entity derives some confidential knowledge but it is acceptably unlikely).

### 3.9 Remarks on Transformations

Each of the actions mentioned above is a transformation, except descriptive annotations.

When doing a transformation a re-evaluation of other elements of the model has to be done. This may be very simple: when creating a new flow (possibly to a new entity) the respective target entity's knowledge set has to be expanded or created depending on the flowing atoms (except the atom already is present).

<sup>14</sup> Contradicting statements in  $N$  are possible, in which case the requirements are inconsistent. It is up to the modeler to simply accept this or change it.

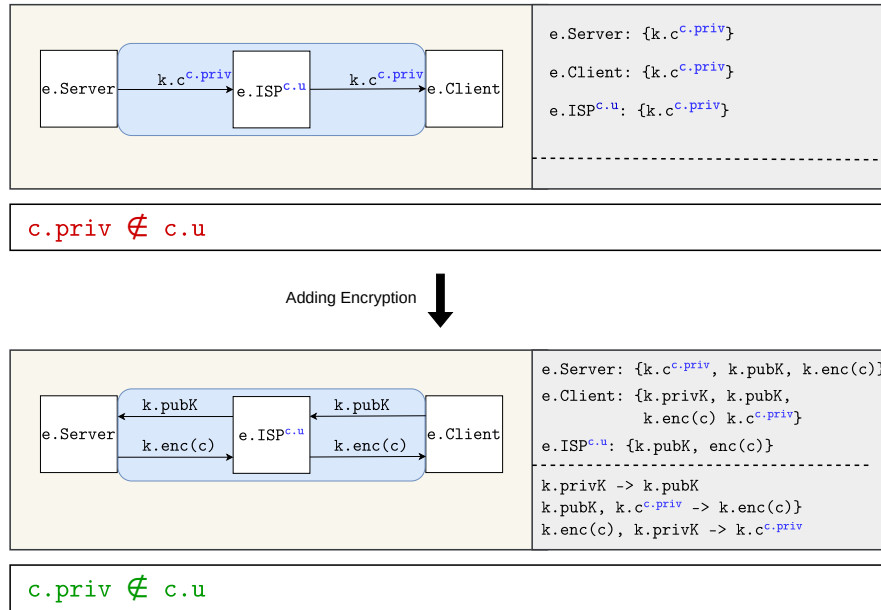


Fig. 7. Public Key Encryption with Classes and Normative Rules

Other re-evaluations are more complex. When adding new inference rules, all sets have to be checked if any rule is applicable. This has to be re-iterated as from new knowledge other rules might subsequently apply.

## 4 Discussion

In this section, we discuss several aspects and design decisions of our proposed approach. We particularly revisit our framework requirements.

**Model Trust** A model is always *incomplete* in the sense that it never captures the whole world (otherwise it would not be a model anymore). However, a model could be called *complete* if it captures all *relevant* aspects of the world for the application case. The problem with a privacy analysis is that one can not easily determine if all relevant aspects have been incorporated into the model; security and privacy research has proven that there are ever more bits of knowledge in parts of a system that can be used to infer new privacy-relevant knowledge, e.g. to fingerprint users.

In security research exists the notion of *trusted components*: the components that can break your security policy [4]. Mapped to the privacy analysis problem: we never know, if we considered all relevant *aspects* of any component of a system and especially if we considered all relevant components. Our solution is,



that we force the modeler to explicitly state that there are no further aspects to a component that could be relevant to privacy. The second aspect is not so easy to include in the modeling process, namely that there are no more relevant components of a system. Any atom or flow that is not explicitly added to the model does not exist in the model, implying that they are not relevant to privacy.

One solution we propose is, that for any entity in our model, there is by default a flow of an unspecified abstract atom to an unspecified, abstract entity. This expresses that there could be *something*. This flow then has to be explicitly annotated as accepted.

For completeness, we state that, if using uncertainty, the counterprobability expresses that the respective entity does not have the respective knowledge. The same holds for uncertain flows, implying that by counterprobability the flow does not happen. An alternative interpretation would be that those probabilities express that such aspects are not relevant to privacy to some degree.

**Flows** A source of confusion can be the relation of knowledge flows from a network perspective, especially in the case of complex flows. In almost all networked communication the very first packet contains information resulting in a flow of some sort of knowledge to the target from a source.<sup>15</sup> Consider a TCP/IP handshake from a client connecting to a public server from behind a NAT. It seems like there is a flow of the client's public IP address to the servers, although being behind a NAT it does not necessarily know it. How can it flow if it is not part of the client's knowledge set? The answer is that the public IP of the client is *generated* not at the client, but at an intermediate hop (the NAT-device). Our modeling approach requires to make such situations explicit.

**Knowledge Atoms and Inference** In our method, inference rules are global. Knowledge atoms, in contrast, represent facts that are only known by and therefore bound to concrete entities. One could treat inference rules the same way as atoms, expressing that inference is only possible if an entity knows *how* to infer. We decided against this approach as this can be interpreted as security by obscurity: inference of new knowledge based on available knowledge can always be discovered or learned. In our model this can be put like this: it is always a knowledge component relevant to the inference that is preventing the application of a rule.

Theoretically, there is an infinite number of knowledge atoms for each entity: it can trivially derive new facts by expressing that it knows or not knows some fact (the fact of (non-)knowledge). This is not included in the analysis, as it is simply not deemed relevant.

Inference is a relatively old and problematic concept in security. To formalize it universally one needs a logical reference system [7], which we think is not universally possible. For privacy, the many published de-anonymization techniques

<sup>15</sup> In general there are always facts like the fact that there is communication happening, the time the packet arrives, etc that can be added to the model when analyzing network flows.

for almost any area (from communication to data level) demonstrate the problem. Therefore we think it is best to keep this space open and leave it to the user to freely add inference rules (possibly by using pre-defined schemata and catalogues).

**Hard Privacy** Our model puts a strong focus on the question: who learns what? To the best of our knowledge, all common hard privacy goals can be subsumed under this question. It is expressing *confidentiality* of facts — that certain facts are not known (by some entity). Consider the following protection goals selected from [14,5,11]:

- For unlinkability we capture it as the not-knowing of the fact of a link between two items of interest.
- Anonymity is simply a special form of a link (here we agree with [5]).
- Observability is expressing the absence of a certain kind of knowledge, e.g. that a message is sent by someone.
- Refutability can be taken to express that an entity does not possess the knowledge it requires to unambiguously (or to some degree) infer the fact of assignment of something to someone.

One drawback of our method is that it is not directly possible to express incomplete, incorrect, or time limited knowledge (e.g. data that is deleted after some time). We argue, that these problems are not a strong drawback but express a certain focus and perspective of our method:

Within *incomplete knowledge*, there is a part of knowledge and that is the relevant part. When aggregated with additional (completing) knowledge an inference based on multiple knowledge atoms can generate the accumulated knowledge.

For *incorrect knowledge* it is either incorrect and therefore not relevant or there is *something* in the incorrect knowledge that is relevant. For example, a client may use an anonymization network service when accessing a server on the Internet. The server learns the “wrong” IP address. When doing the analysis we may now accept this state of the model but we can undertake steps to model this “incorrect” knowledge to be known as incorrect: We can add the knowledge, that this IP address belongs to the anonymization service and an inference rule that one can infer the fact that such IP addresses do not belong to the clients’ Internet IP addresses.

When data is deleted after some time (something that is part of a privacy analysis following [15]) our model inherently stresses that information once available to an entity is under the control of that entity. It may delete it of course but that is up to the entity and therefore for a rigorous privacy analysis it would be naive to model it otherwise. Still, if someone really wants to express such aspects, this can be done in our model by introducing time indices for knowledge atoms. Normative statements can then refer to such indexed atoms (that e.g. some atom should not be element of a set at some point in time). Subsequently, inference also has to consider such time indices.

**Scalability** One aspect is how our method scales for complex and larger systems. Here it can of course adapt to scalability issues by decreasing the grade of specification. This can be done selectively on single parts. However, to grasp a system with sufficient accuracy one has to add many elements and rules, blowing up the model very fast and requiring many transformations. One solution we propose are templates. This is only possible if there is some ontology or schema available. In that case, properties can automatically be derived and hidden if not deemed relevant.

**Modeling Convergence** Through the abstract nature of entities, the same system can be modeled in different ways and with different focus. For example, one could model software components and interfaces like API endpoints or one could focus on hardware components. As a result, the same system modeled multiple times can be described with different entities. We hypothesize that independent of the focus of the model it is always possible to arrive at the same *knowledge* result independent of the way entities are nested: different configurations in  $F$  can result in the same state of  $K$ . This cannot be proven here as it is necessary to have a complete formal model to show this. The significance of this hypothesis is that there are no (in this sense) wrong ways to model a system, only — depending on the perspective — inconvenient ones.

**Additional Properties** In Section 2 we introduced several properties our approach should have. We individually address them now.

- *Generality*: Our framework builds on entities, atoms, and flows, which are as general as possible but at the same time capture the essence of hard privacy. It is possible to reduce this generality by adding classes. Our approach can be used in the design phase of a system to compare different architectures. It can be used to model existing systems and assess the impact of possible transformation, e.g. the application of “countermeasures”. The normativity mechanism helps to separate requirements and descriptions.
- *Domain Transitions*: The term “system” can be interpreted very broad in our approach: It may refer to a technical (possibly distributed) system but it may also include human operators or organizational parts. Abstract entities and flows can be recursively specified allowing to bridge logical, organizational and technical views of a system.
- *View Depth*: To a large extent, this has been answered by the previous point. A complex entity/flow represents a more abstract view. The possibility of simply adding abstract entities allows one to model a system with practically no boundaries: one can add an entity “world” and model published or stolen data simply as flows to this entity.
- *Missing information*: Our approach does not require extensive system knowledge: anything unknown can simply be modeled as unspecified. This lack of information is still represented in the model.
- *Uncertainty*: For a discussion of this point we refer to the previous section “Knowledge Atoms and Inference”.

- *Argumentation*: Annotations allow to add argumentation to modeling decisions. The (to us) most important modeling decision — to state what is not specified — is enforced.
- *Extensibility/Restrictability*: The generality can be restricted through the class functionality and modeling rules.
- *Tool Support*: The proposed layout can inspire a user interface. The well defined transformations can be used as possible user interactions with a software. The (re-)evaluation steps can be realized through a logic checker, given there is a sound formal foundation for all components.

## 5 Related Work

One prominent approach to privacy analysis is LINDDUN [5] which we take as a reference approach for the following discussion. The name is an acronym indicating threats like linkability, identifiability etc, including two soft privacy threats. In the original paper, the authors define six distinct steps<sup>16</sup> for a systematic privacy threat analysis where the first step is the construction of a system model based on a DFD. In a distinct step, threats are to be elicited (originally specific to DFD element types, e.g. “linkability at a data store”). For this LINDDUN provides threat specific trees. Additional steps are the prioritization of threats and the selection of countermeasures.

LINDDUN originally considered only the elements of a DFD (except flows) but was later extended to reflect on the problem that privacy threats cannot only be related to the DFD elements but also to the interaction between the elements expressed in flows [16]. Especially for privacy aspects interactions may yield interesting knowledge for an attacker. As a consequence, one has to consider the risks at the source, destination, and the data flow itself (including risks in transit). This is an interesting extension as it already represents a move towards our modeling approach. The main difference here is, that we enable to model a flow and involved entities of a flow explicitly. This allows to make the properties explicit and to apply the analysis recursively.

This articulates one reason why we refrained from using DFDs. DFDs by design tend to put the modeling focus wrong, by differentiating between types of components, namely entities, data stores, and processes. This makes it harder to express certain things like interactions. These problems hold for any data-flow oriented approach.<sup>17</sup> Other system model based approaches are stronger focused on certain environments, decreasing the ability to capture all relevant aspects of a system [2,1].

An additional aspect to the discussion of DFDs is, that through the class mechanism we can define a mapping between the two methods: The elements in

<sup>16</sup> In the current version on the LINDDUN website these six steps are categorized into three categories.[6]

<sup>17</sup> DFDs inherently lack possibilities to express relevant aspects, therefore extension are required to make them usable for practicable security analysis, e.g. through a meta-model [17].

a DFD can be represented through classes in our framework. A trust boundary of a DFD would be represented through a complex entity in our approach.

Another difference between our method and LINDDUN and other approaches like privacy impact assessments (PIAs) [3,9,13] is the departure from threat-oriented analysis in the steps following the system modeling. Our approach is missing threats as generic concepts and therefore also threat trees and risk analysis. As discussed in Section 4 in the part on “Hard Privacy” we believe that all hard privacy threats can be expressed in our model but we do not have an explicit threat elicitation step. In our approach threats are expressed through the normative section *N* to capture unwanted conditions.<sup>18</sup> Risk in this context is a notable concept as intended by PIAs. In our framework risk can be captured through the uncertainty mechanism. Normative statements can be adapted to express acceptable low grades of memberships of atoms.

One frequently mentioned problem with threat modeling is threat explosion. As a consequence, it is proposed to reduce the problem space, e.g. by exclusion of threats through domain refinement [19]. This effectively boils down to dismissing threats because of *assumptions*. Once done they run risk to be missed in case the assumptions turn out not to hold anymore [18]. In our approach the situation is *inverted*: The situation that an assumption does not hold anymore, is translated in our model to one or more transformations: the corresponding flow or inference is added (probably resulting in a new atom in some set). Consider for example a broken encryption algorithm: in our model an inference rule can be added expressing that an attacker is now able to do the decryption (analogous to Figure 6).

The existing definitions of threats and threat trees as available in LINDDUN can be reused in our model: they act like a kind of catalog to create inference rules on specific knowledge classes. We believe that there exists a synergy between our approach and threat-oriented ones: effectively threats, trees, and DFD elements provide proposals for categories, where and for what kind of problems to look for. Using them as classes provides them as vocabulary in our approach.

In most existing approaches prioritization is a distinct step in the process. In our model, this happens implicitly by omitting specification, markable by annotations.

One of the last steps in threat-oriented analysis is often the selection of countermeasures. We think this often effectively *transforms the system* (as it is actually the in Figures 5 and 6). Many effective privacy mechanisms require different architectures, certain query structures, etc. This has to be reflected in the system model to see the effect of the respective measures making a reiteration of the complete process necessary. Having automatic derivations based on an underlying logic can help here and our framework is taking steps there.

---

<sup>18</sup> Any threat that cannot be captured through confidentiality requirements can currently not be expressed in our modeling method. We, however, think that other goals like integrity can be expressed through some modifications. We leave this to future work.

An interesting approach that is not data-flow oriented is the Standard Data-Protection Model (SDM) [15], which has been designed as an auditing and implementation compendium regarding GDPR compliance. It puts focus on the data life cycle, from creation to deletion, while protection has to be ensured in each stage. It also enforces three views on a system: organizational-process level, application level, and infrastructure level. This aspect is somewhat similar to our model, where, however, our model does not force one to use these three levels (it is up to the user to define them as required and may define intermediate levels if necessary). As shortly mentioned in the Section 4 data life cycles are laborious to express in our model. The background here is that the SDM is much more exhaustive [10], thus enabling such features. The SDM, however, lacks concrete approaches how to *analyze* systems in detail and how protection guarantees are ensured. Overall the SDM may be used for a privacy analysis but it has not been designed for that but for auditing and process design. Our approach can complement the SDM by providing a clear model and interface layers through classes. This is especially possible as it can express different views making the two compatible.

## 6 Conclusion

Our method enables reasoning about the privacy properties of systems and possible configurations from a novel perspective. By emphasizing knowledge, which is always bound to entities, it can grasp the essence of hard privacy, that is: who learns what? It does so by adapting the classical flow perspective but allowing more granular specifications and reinterpreting systems as complex. Any element of a system can be understood as a composition of sub-systems (this holds for flows and entities) and any deeper or higher layer may add relevant information to the analysis, especially for inference. Through global inference rules the analysis aims to include interpretation and combination of available knowledge into the system model. The very general nature of the framework can be restricted through classes allowing the adoption of and conformance to established concepts, terms from existing works or standards.

Our work has been presented very informally. This was intentional to depict the general approach. The next step is formalization, taking privacy analysis of systems towards a formal foundation. An implementation would allow us to make the approach intuitively available to users. By developing ontologies about possible classes of entities, flows, and atoms according to established threat structures our work may help to simplify privacy engineering.

## Acknowledgment

Parts of this work are financed based on the budget passed by the Saxonian State Parliament in Germany, by the German Research Foundation (DFG, Deutsche Forschungsgemeinschaft) as part of Germany’s Excellence Strategy – EXC 2050/1 – Project ID 390696704 – Cluster of Excellence “Centre for Tactile Internet with

Human-in-the-Loop” (CeTI) of Technische Universität Dresden and by the Technical University of Dresden Disruptions and Societal Change research framework (TUDiSC).

## References

1. Ahmadian, A.S., Jürjens, J., Strüber, D.: Extending model-based privacy analysis for the industrial data space by exploiting privacy level agreements. In: Proceedings of the 33rd Annual ACM Symposium on Applied Computing. pp. 1142–1149. SAC ’18, Association for Computing Machinery, New York, NY, USA (Apr 2018). <https://doi.org/10.1145/3167132.3167256>, <https://dl.acm.org/doi/10.1145/3167132.3167256>
2. Ahmadian, A.S., Strüber, D., Riediger, V., Jürjens, J.: Model-Based Privacy Analysis in Industrial Ecosystems. In: Anjorin, A., Espinoza, H. (eds.) Modelling Foundations and Applications. pp. 215–231. Springer International Publishing, Cham (2017). [https://doi.org/10.1007/978-3-319-61482-3\\_13](https://doi.org/10.1007/978-3-319-61482-3_13)
3. Ahmadian, A.S., Strüber, D., Riediger, V., Jürjens, J.: Supporting privacy impact assessment by model-based privacy analysis. In: Proceedings of the 33rd Annual ACM Symposium on Applied Computing. pp. 1467–1474. SAC ’18, Association for Computing Machinery, New York, NY, USA (Apr 2018). <https://doi.org/10.1145/3167132.3167288>, <https://dl.acm.org/doi/10.1145/3167132.3167288>
4. Anderson, J.P., et al.: Computer security technology planning study. Tech. rep., ESD-TR-73-51 (1972)
5. Deng, M., Wuyts, K., Scandariato, R., Preneel, B., Joosen, W.: A privacy threat analysis framework: supporting the elicitation and fulfillment of privacy requirements. *Requirements Engineering* **16**(1), 3–32 (Mar 2011). <https://doi.org/10.1007/s00766-010-0115-7>, <http://link.springer.com/10.1007/s00766-010-0115-7>
6. DistriNet, KU-Leuven: [linddun.org](https://linddun.org) | Privacy Engineering (2024), <https://linddun.org/>, visited on 2024-04-25
7. Goguen, J.A., Meseguer, J.: Unwinding and Inference Control. In: 1984 IEEE Symposium on Security and Privacy. pp. 75–75 (Apr 1984). <https://doi.org/https://doi.org/10.1109/SP.1984.10019>, <https://doi.org/10.1109/SP.1984.10019>, ISSN: 1540-7993
8. Grünewald, E., Pallas, F.: TILT: A GDPR-Aligned Transparency Information Language and Toolkit for Practical Privacy Engineering. In: Proceedings of the 2021 ACM Conference on Fairness, Accountability, and Transparency. pp. 636–646. ACM, Virtual Event Canada (Mar 2021). <https://doi.org/10.1145/3442188.3445925>, <https://dl.acm.org/doi/10.1145/3442188.3445925>
9. ISO/IEC: 29134 - Information technology - Security techniques - Guidelines for privacy impact assessment (2017)
10. Koch, M., Pawils, A., Weide, E.: Das Standard-Datenschutzmodell in der Telematikinfrastruktur. *Datenschutz und Datensicherheit - DuD* **44**(2), 104–110 (Feb 2020). <https://doi.org/10.1007/s11623-020-1232-1>, <https://doi.org/10.1007/s11623-020-1232-1>
11. Kuhn, C., Beck, M., Schiffner, S., Jorswieck, E., Strufe, T.: On Privacy Notions in Anonymous Communication. *Proceedings on Privacy Enhancing Technologies* **2019**(2), 105–125 (Apr 2019). <https://doi.org/10.2478/popets-2019-0022>, <https://www.sciendo.com/article/10.2478/popets-2019-0022>

12. Laštovička, M., Husák, M., Velan, P., Jirsík, T., Čeleda, P.: Passive operating system fingerprinting revisited: Evaluation and current challenges. *Computer Networks* **229**, 109782 (Jun 2023). <https://doi.org/10.1016/j.comnet.2023.109782>, <https://www.sciencedirect.com/science/article/pii/S138912862300227X>
13. Oetzel, M., Spiekermann, S.: Privacy-By-Design through systematic privacy impact assessment (2012), <https://www.semanticscholar.org/paper/Privacy-By-Design-through-systematic-privacy-impact-Oetzel-Spiekermann/153b99ef4830a8eb00ce2db824423531a182b2e1>
14. Pfitzmann, A., Hansen, M.: A terminology for talking about privacy by data minimization: Anonymity, Unlinkability, Undetectability, Unobservability, Pseudonymity, and Identity Management (Aug 2010), [https://dud.inf.tu-dresden.de/Anon\\_Terminology.shtml](https://dud.inf.tu-dresden.de/Anon_Terminology.shtml)
15. Rost, M.: Das Standard-Datenschutzmodell (SDM): Einführung, Hintergründe und Kontexte zum Erreichen der Gewährleistungsziele. Springer Fachmedien Wiesbaden, Wiesbaden (2022). <https://doi.org/10.1007/978-3-658-38880-5>, <https://link.springer.com/10.1007/978-3-658-38880-5>
16. Sion, L., Wuyts, K., Yskout, K., Van Landuyt, D., Joosen, W.: Interaction-Based Privacy Threat Elicitation. In: 2018 IEEE European Symposium on Security and Privacy Workshops (EuroS&PW). pp. 79–86. IEEE, London (Apr 2018). <https://doi.org/10.1109/EuroSPW.2018.00017>, <https://ieeexplore.ieee.org/document/8406564/>
17. Sion, L., Yskout, K., Van Landuyt, D., Joosen, W.: Solution-aware data flow diagrams for security threat modeling. In: Proceedings of the 33rd Annual ACM Symposium on Applied Computing. pp. 1425–1432. SAC '18, Association for Computing Machinery, New York, NY, USA (Apr 2018). <https://doi.org/10.1145/3167132.3167285>, <https://dl.acm.org/doi/10.1145/3167132.3167285>
18. Van Landuyt, D., Joosen, W.: A descriptive study of assumptions made in LIND-DUN privacy threat elicitation. In: Proceedings of the 35th Annual ACM Symposium on Applied Computing. pp. 1280–1287. ACM, Brno Czech Republic (Mar 2020). <https://doi.org/10.1145/3341105.3375762>, <https://dl.acm.org/doi/10.1145/3341105.3375762>
19. Wuyts, K., Van Landuyt, D., Hovsepyan, A., Joosen, W.: Effective and efficient privacy threat modeling through domain refinements. In: Proceedings of the 33rd Annual ACM Symposium on Applied Computing. pp. 1175–1178. SAC '18, Association for Computing Machinery, New York, NY, USA (Apr 2018). <https://doi.org/10.1145/3167132.3167414>, <https://dl.acm.org/doi/10.1145/3167132.3167414>