

A Unification of Exchangeability and Continuous Exposure and Confounder Measurement Errors: Probabilistic Exchangeability

Honghyok Kim

Division of Environmental and Occupational Health Sciences, School of Public Health,
University of Illinois Chicago, Chicago, IL, 60661, USA

Research and Management Center for Health Risk of Particulate Matter, Seoul, 02841,
Republic of Korea

Corresponding author: Honghyok Kim, honghyok@uic.edu

Main text: 1–31p

Supplements: 32–58p

Abstract

Exchangeability concerning a continuous exposure, X , implies no confounding bias when identifying average exposure effects of X , $AEE(X)$. When X is measured with error (X^{ep}), two challenges arise in identifying $AEE(X)$. Firstly, exchangeability regarding X^{ep} does not equal exchangeability regarding X . Secondly, the non-differential error assumption (NDEA) could be overly stringent in practice. To address them, this article proposes unifying exchangeability and exposure and confounder measurement errors with three novel concepts. The first, ‘Probabilistic Exchangeability (PE)’, states that the outcomes of those with $X^{ep}=e$ are probabilistically exchangeable with the outcomes of those truly exposed to $X=e_T$. The relationship between $AEE(X^{ep})$ and $AEE(X)$ in risk difference and ratio scales is mathematically expressed as a probabilistic certainty,

termed ‘exchangeability probability’ (P_e). Squared P_e (P_e^2) quantifies the extent to which $AEE(X^{ep})$ differs from $AEE(X)$ due to exposure measurement error through mechanisms not akin to confounding mechanisms. The coefficient of determination (R^2) in the regression of X^{ep} against X may sometimes be sufficient to measure P_e^2 . The second concept, ‘Emergent Pseudo Confounding (EPC)’, describes the bias introduced by exposure measurement error through mechanisms akin to confounding mechanisms. PE requires controlling for EPC, which is weaker than NDEA. The third, ‘Emergent Confounding’, describes when bias due to confounder measurement error arises. Adjustment for E(P)C can be performed like confounding adjustment. This paper provides maximum insight into when $AEE(X^{ep})$ is an appropriate surrogate of $AEE(X)$ and how to measure the difference between these two. Differential errors could be addressed and may not compromise causal inference.

Keywords. Exchangeability, Differential Error, Exposure Measurement Error, Confounding Measurement Error, Non-Linear Effects

1. Introduction

Exchangeability refers to the condition that the distribution of potential outcomes is independent of exposure assignment, which is often used for the identification of average treatment/exposure effects (AEE). For continuous exposure, X , exchangeability implies that individuals who were exposed to a level of e would have had the same outcome, Y , of individuals who were exposed to a level of $e + \delta$ if they had been exposed to a level of $e + \delta$ or vice versa. Exchangeability implies no unmeasured/residual confounding.

However, without knowing the true value of X , we cannot identify whether individuals are truly exposed to a level of e . For illustration (See Section 2 for details), let Y_X denote the observed outcome of those exposed to X when X is correctly measured. Let $Y_{X^{ep}}$ denote the observed outcome of individuals whose exposure is measured with error, X^{ep} (error-prone X). Let $Y(X)$ denote the potential outcome of those exposed to X and $Y(X^{ep})$ denote the potential outcome of individuals with X^{ep} . Assuming no measurement error in Y , if exchangeability is applied, this will logically pertain to $Y(X^{ep})$, not $Y(X)$. The consistency assumption¹ also pertains to $Y_{X^{ep}} = Y(X^{ep})$. $Y_{X^{ep}} = Y(X)$ is usually not feasible. The estimand is AEE for X^{ep} ($AEE(X^{ep})$). Investigators may wish to ascertain when this will equate with AEE for X ($AEE(X)$), and if not, whether $AEE(X^{ep})$ may serve as a good surrogate of $AEE(X)$ in causal inference (e.g., the upper bound and direction of $AEE(X^{ep})$).

Also, traditionally, the non-differential error assumption (NDEA) for exposure is used to ensure exchangeability². This assumption could be overly stringent in practice. As illustrated in motivating examples in Section 2, differential errors may not be uncommon in epidemiological investigations. It would be practical to identify exchangeability conditions in the presence of differential exposure measurement errors.

Other issue is confounder measurement error. It remains unclear what specific conditions are needed regarding confounder measurement error to ensure exchangeability. One might be tempted to consider NDEA for confounders, but this may result in worse estimation of $AE\bar{E}(X^{ep})$ compared to differential error in certain conditions, as will be discussed.

Therefore, I propose unifying exchangeability and exposure and confounder measurement errors by proposing three new concepts. The first, 'Probabilistic Exchangeability (PE)', states the outcomes of those whose exposure is measured with error as a level of e or are probabilistically exchangeable with the outcomes of those truly exposed to a level of e_T . PE is a formal justification of why $AE\bar{E}(X^{ep})$ can serve as a surrogate of $AE\bar{E}(X)$. The second, 'Emergent Pseudo Confounding (EPC)' describes the bias due to exposure measurement error that acts like confounding. The third, 'Emergent Confounding (EC)', describes residual confounding due to confounder measurement error that may arise in estimating $AE\bar{E}(X^{ep})$. By controlling for E(P)C, PE can hold, without NDEA.

2. Formulation of Issues and Motivating Examples with Graphical

Descriptions

In the absence of exposure measurement error, exchangeability is

$$Y(X) \perp\!\!\!\perp X | \mathbf{z}'$$

\mathbf{z}' is a set of measured confounders. I refer to this as exchangeability regarding X . With the consistency and positivity assumptions, AEE in risk difference scale is

$$\begin{aligned} AEE(X|\mathbf{z}') &= E[Y(X = e + \delta) - Y(X = e)|\mathbf{z}'] = E[Y(X = e + \delta)|\mathbf{z}'] - E[Y(X = e)|\mathbf{z}'] \\ &= E[Y_{X=e+\delta}|\mathbf{z}'] - E[Y_{X=e}|\mathbf{z}'] \end{aligned}$$

for a certain value e and δ . For a binary exposure, $e = 0$ and $\delta = 1$. In risk ratio scale,

$$AEE(X|\mathbf{z}') = \frac{E[Y(X = e + \delta)|\mathbf{z}']}{E[Y(X = e)|\mathbf{z}']} = \frac{E[Y_{X=e+\delta}|\mathbf{z}']}{E[Y_{X=e}|\mathbf{z}']}$$

With Linear Effect Assumption (LEA) that the effect of X on Y is linear in either scale, $AEE(X|\mathbf{z}')$ is constant for all possible values of e for a given δ . Note that if the effect is linear in one scale, then the effect is non-linear in the other scale. LEA will be lifted when addressing non-linear effects.

In the presence of exposure measurement error, traditionally, exchangeability may be defined as

$$Y(X) \perp\!\!\!\perp X^{ep} | X, \mathbf{z}'$$

meaning that given X and \mathbf{z}' , $Y(X)$ is independent of X^{ep} . This may be referred to as the non-differential error assumption (NDEA)². This may be viewed as conditional NDEA (CNDEA) because it differs from

$$Y(X) \perp\!\!\!\perp X^{ep} | X$$

which may be viewed as NDEA. Henceforth, I will use the term (C)NDEA to indicate these two collectively.

While (C)NDEA is useful, it does not explicitly state whether, how, and what the extent $AEE(X^{ep})$ differ from $AEE(X)$. Also, the necessity of (C)NDEA remains uncertain, which could be overly stringent in practice. More importantly, in practice, X may be unmeasured so that $Y(X)$ and Y_X may not be identifiable. Without being able to condition analyses on X , investigators may estimate

$$\begin{aligned} AEE(X^{ep}|\mathbf{z}') &= E[Y_{X^{ep}=e+\delta}|\mathbf{z}'] - E[Y_{X^{ep}=e}|\mathbf{z}'] = E[Y(X^{ep} = e + \delta)|\mathbf{z}'] - E[Y(X^{ep} = e)|\mathbf{z}'] \\ &= E[Y(X^{ep} = e + \delta) - Y(X^{ep} = e)|\mathbf{z}'] \end{aligned}$$

By inherently hoping that the following exchangeability assumption is correct

$$\begin{aligned} Y(X^{ep}) &\perp\!\!\!\perp X^{ep}|\mathbf{z}' \text{ or} \\ Y(X^{ep}) &\perp\!\!\!\perp X^{ep}|\mathbf{z} \end{aligned}$$

\mathbf{z} includes \mathbf{z}' but also other covariates, \mathbf{v} , that are related to X and/or X^{ep} . I refer to this as exchangeability regarding X^{ep} or weak CNDEA (WCNDEA). But this does not equate exchangeability regarding X . $AEE(X^{ep}|\mathbf{z}')$ may not equate $AEE(X)$.

Motivating examples include the identification of associations of air pollution and temperature with health using exposure estimates. In large-scale analyses, air pollution and temperature exposures may be estimated using air pollution and temperature prediction models because directly measuring X in large populations is costly. Figure 1 shows directed acyclic graphs for error models. Figure 1A shows non-Berkson type error. The error model is $X^{ep} = g^{-1}(X) + u$ where u is independent, identically

distributed (i.i.d), and completely random error and g^{-1} is an inverse function of the link function, g , such as classical error ($X^{ep} = X + u$) or linear error ($X^{ep} = \gamma_0 + \gamma_1 X + u$).

Findings suggest that errors may not be random and differ by pollutants³ and correlate with sociodemographic factors^{4,5}, geographical locations⁴ (e.g., urban vs rural; regions), distance from ground-based monitoring stations that provide measurements regarded as ‘a gold standard’^{3,6,7}, and time⁵. It is reasonable to assume that these factors could correlate with Y under the framework of social determinants of health. These features can be covariates or a function of covariates as v (Figures 1B–D), and/or may be related with Y . Collectively, the total error $\varepsilon = v + u$ may be differential. v may render ε correlated with Y directly and/or through X .

For Berkson type error, the error model is $X = X^{ep} + v^B + u^B$ where u^B is i.i.d and completely random error) (Figures 1E–H). Figure 1E shows pure Berkson error. In Figures 1F–G, the total error $\varepsilon^B = v + u^B$ may be differential if v is correlated with Y through X^{ep} ($X^{ep} - v - X - Y$ or $X^{ep} - v - Y$ pathways). Berkson error may commonly arise in environmental epidemiological studies. Since it is costly to measure individual-level environmental exposure, an aggregated-level exposure variable may be used in epidemiological investigations. Pollutant levels measured at a monitor may serve as a surrogate of individual-level exposure. An average of measured pollutant levels at different monitors (e.g., city-level average) may be used in aggregated-level outcome modeling. For clarification, the notation $X_i = X_a^{ep} + v_{i \text{ or } a}^B + u_i^B$ may be used, where a denotes an area and i denotes an individual in a .

Non-Berkson error and Berkson error could arise simultaneously. Then, the error model may become $X_i = g(X_a, v_a, u_a) + v_i^B + u_i^B$, which can be subsumed to a *re-written* error model for non-Berkson error (See Sections 3.2 and 3.3). Exposure prediction models may produce estimates at spatial grids or areas represented by administrative or census delineations (e.g., city or census tract) for several reasons (e.g., predictor data availability, modeling uncertainties, and/or computational burdens of modeling to obtain hyper local exposure estimates). Estimates could be linked to individual-level health data.

As will be shown, depending on v and whether conditioning analyses on v , $AE E(X^{ep})$ changes in the case of Figures 1B–F. Adjustment for v may be required to obtain reasonable $AE E(X^{ep})$. As a corollary, in practice, v may be coincidentally controlled for to some degree in health effect estimation. For example, sociodemographic factors may be controlled for in cohort studies because they may be potential confounders⁸. Location features may be used to address unmeasured spatial confounding⁹. Seasonality may be adjusted for unmeasured temporal confounding in time-series and case-crossover analyses^{10,11}. If these factors constitute v , the impact of differential exposure measurement error on $AE E(X^{ep})$ may have been mitigated.

However, WCNDEA has not been proposed so far and a formal justification for how WCNDEA is related to exchangeability regarding X and consequently the identification of $AE E(X)$ using $AE E(X^{ep})$ is unknown, although this justification would have real-world

implications. Therefore, the formal justification will be provided. Also, obviously, z needs to be sufficient to fully adjust for confounders. In the presence of confounder measurement error, it remains uncertain when z could be sufficient. This will also be investigated.

3. Unification of Exchangeability and Exposure and Confounder Measurement Errors

To address the issues presented in Section 2, I propose a unification of exchangeability and exposure and confounder measurement errors. Section 3.1 provides a summary of the unification. How the unification was constructed is described in the remainder.

3.1. Summary

PE (Section 3.2) is defined as

$$Y(X) \parallel P_e \parallel X^{ep} | \mathbf{z}$$

$P_e = \Pr(E[Y(X^{ep} = g^{-1}(e_T) + u)] = E[Y(X = e_T) | X^{ep}])$, termed “exchangeability probability”. \mathbf{z} can include \mathbf{z}' , v , and terms used to address spatiotemporal autocorrelations of X^{ep} and X (Section 3.3). PE requires three assumptions– one of which is WCNDEA (Section 3.2). (C)NDEA is not necessary. When PE holds, in risk difference for δ increase in X ,

$$AEE(X_{ind}^{ep} = g^{-1}(e_T + \delta) + u, X_{ref}^{ep} = g^{-1}(e_T) + u | \mathbf{z}) = P_{RD} AEE(X_{ind} = e_T + \delta, X_{ref} = e_T | \mathbf{z}) \text{ (Eq.1a)}$$

in risk ratio,

$$\log \left(AEE(X_{ind}^{ep} = g^{-1}(e_T + \delta) + u, X_{ref}^{ep} = g^{-1}(e_T) + u | \mathbf{z}) \right) =$$

$$P_{RR} \log \left(AEE(X_{ind} = e_T + \delta, X_{ref} = e_T | \mathbf{z}) \right) \text{ (Eq.1b)}$$

where X_{ind} indicates the index level and X_{ref} indicates the reference level. $0 \leq$

$P_{RD \text{ or } RR} = P_e^2 \leq 1$ (Section 3.2). Thus, P_e^2 gauges the extent to which

$AEE(X_{ind}^{ep} = g^{-1}(e_T + \delta) + u, X_{ref}^{ep} = g^{-1}(e_T) + u | \mathbf{z})$ may differ from

$AEE(X_{ind} = e_T + \delta, X_{ref} = e_T | \mathbf{z})$.

Note that this does not imply that $AEE(X^{ep})$ would always be lower than equal to

$AEE(X)$. $AEE(X_{ind}^{ep} = g^{-1}(e_T + \delta) + u, X_{ref}^{ep} = g^{-1}(e_T) + u | \mathbf{z})$ and

$AEE(X_{ind} = e_T + \delta, X_{ref} = e_T | \mathbf{z})$ should not be confused with $AEE(X^{ep})$ and $AEE(X)$. To

compare $AEE(X^{ep})$ with $AEE(X)$, Eqs.1a–1b need to be transformed based on g and

$X - Y$ relationship modeling. With transformation, P_e^2 is sometimes easily estimable. For

example, with LEA (e.g., a correct outcome regression model is $E[Y] = \beta_0 + \beta_1 X_1 +$

$\beta_z \mathbf{z}$), when the error model is either linear type error ($X^{ep} = \gamma_0 + \gamma_1 X + v + u$) or

Berkson type error ($X = X^{ep} + v + u^B$),

$$AEE(X^{ep}) = \beta_1^{ep} = \frac{P_e^2}{\gamma_1} AEE(X) \cong \lambda \beta_1 \text{ in risk difference}$$

$$\log(AEE(X^{ep})) = \beta_1^{ep} \cong \frac{P_e^2}{\gamma_1} \log(AEE(X)) = \lambda \beta_1 \text{ in risk ratio (Eq.2)}$$

for one unit increase in X^{ep} and X (i.e., $\delta = 1$). β_1 is $AEE(X)$ or $\log(AEE(X))$.

$\frac{P_e^2}{\gamma_1} = \lambda$. λ is a factor that is traditionally called “multiplicative factor”^{12,13} or “bias factor”¹⁴

(if $\gamma_1 = 1$, which may be classical error, attenuation factor) in the literature of

measurement error. If linear type error is non-differential, $P_e^2 = R_{X,X^{ep}|z}^2$ —the coefficient of determination in the regression of X^{ep} against X given z . For Berkson type error, $\lambda = 1$. P_e^2 is not related to $R_{X,X^{ep}|z}^2$ (Section 3.4).

If linear type error is differential but the bias referred to as E(P)Cs is controlled for by z and unless $\gamma_1 \ll 1$, $R_{X^{ep},X|z}^2$ can provide the lower bound of P_e^2 so that

$$AEE(X^{ep}|z) = \frac{P_e^2}{\gamma_1} AEE(X|z) \geq \frac{R_{X,X^{ep}|z}^2}{\gamma_1} AEE(X|z) \text{ (Eq.3)}$$

(Section 3.4).

When the effect of X on Y is non-linear, quadratic polynomial regression ($\beta_1 X + \beta_2 X^2$) may be used. By decomposing $AEE(X|z)$ into $AEE_1(X|z) = \beta_1$ and $AEE_2(X|z) = \beta_2$,

$$AEE_q(X^{ep}|z^+) = \frac{P_e^2}{\gamma_1^q} AEE_q(X|z^+) \quad (q \in [1,2] \mathbb{Z})$$

(Section 3.4) where $z^+ = (z, z \times X^{ep})$ $z \times X^{ep}$ is a set of interaction between these two. If u is approximately normally distributed,

$$\frac{P_e^2}{\gamma_1^q} AEE_q(X|z^+) \geq \frac{(R_{X,X^{ep}|z}^2)^q}{\gamma_1^q} AEE_q(X|z^+) \text{ (Eq.4)}$$

(Section 3.4). If only the highest power is interested, $z \times X^{ep}$ and the assumption for normally distributed u may not be needed. For Berkson error, $P_e^2 = \gamma_1^q = 1$. P_e^2 is not related to $R_{X^{ep},X|z}^2$.

To show the utility of P_e^2 , Figure 2 shows the linear relationship between P_e^2 and $\lambda_q =$

$\frac{(R_{X,X^{ep}|Z}^2)^q}{\gamma_1^q}$. For $\gamma_1 \geq 1$, $0 \leq \lambda_q \leq 1$ meaning that the upper bound of $AE E_q(X^{ep}|\mathbf{z} \text{ or } \mathbf{z}^+)$ is lower than equal to $AE E_q(X|\mathbf{z} \text{ or } \mathbf{z}^+)$. The lower bound is zero. For $\gamma_1 < 1$, the upper bound can be $AE E_q(X|\mathbf{z} \text{ or } \mathbf{z}^+)$ depending on P_e^2 . Therefore, although investigators do not have exposure validation data, the upper bound of $AE E_q(X^{ep}|\mathbf{z} \text{ or } \mathbf{z}^+)$ may be readily identified based on external data or literature. For example, in environmental epidemiological studies, investigators may obtain X^{ep} from measurement instruments or from established exposure prediction models. Other investigators may have conducted validation analyses and reported the regression coefficient for the relationship, $E[X^{ep}] = \gamma_0^{Crude} + \gamma_1^{Crude}X$ with $R_{X^{ep},X}^2$. If there is no confounding in the relationship between X^{ep} and X , $\gamma_1^{Crude} = \gamma_1$. Otherwise, γ_1^{Crude} may not equal γ_1 , but if $\gamma_1^{Crude} \approx 1$, then it would be reasonable to assume $\gamma_1^{Crude} = \gamma_1$ based on knowledge about exposure measurement/estimation. $R_{X,X^{ep}|Z}^2$ may not be known unless investigators have validation data, but $R_{X,X^{ep}}^2$ would be reasonable unless there are factors in \mathbf{z} highly related to the error. Thus, within PE, $R_{X,X^{ep}}^2$ may be sufficient to identify P_e^2 and consequently the lower and upper bounds of $AE E_q(X^{ep})$ by considering γ_1 .

3.2. Probabilistic Exchangeability

Definition 1 (Probabilistic Exchangeability, PE). Y of those whose exposure is measured with error as a level of e are probabilistically exchangeable with Y of those truly exposed to a level of e_T . Thus,

$$Y(X) \parallel P_e \parallel X^{ep}|\mathbf{z}$$

PE states $E[Y(X^{ep}) = g^{-1}(e_T) + u|z] = E[Y(X) = e_T|X^{ep}, z]$ within P_e , which is independent of the distribution of X^{ep} and of $Y(X)$ given z , despite of the lack of the identifiability for $Y(X)$ when X is unmeasured.

Theorem 1a (Conditions for PE). PE holds with three assumptions.

Assumption 1 (Exchangeability Regarding X^{ep} , referred to as WCNDEA). $Y(X^{ep}) \perp\!\!\!\perp X^{ep}|z$. This consists of two sub-assumptions:

Assumption 1a (Weak Conditionally I.I.D. Additive Non-Differential Error). For additive non-Berkson error (e.g., Figures 1A–D), $X^{ep} = g^{-1}(X, v) + u$ when the error model is re-written using regression as $X = g(X^{ep}, z) + u^*$ – a re-written model is purely statistical (i.e., no causal meaning),

$$u^*, v^* | X^{ep}, z \stackrel{i.i.d}{\sim} \mathcal{D} \perp\!\!\!\perp X^{ep}, Y(X^{ep})$$

where \mathcal{D} is a certain distribution and $z = (z', v^*)$. For additive Berkson type error (e.g., Figures 1E–H), when the error model is $X = X^{ep} + v^B + u^B$ and this is re-written as $X = X^{ep} + \gamma_z^B z + u^B$,

$$u^B, v^B | X^{ep}, z \stackrel{i.i.d}{\sim} \mathcal{D} \perp\!\!\!\perp X^{ep}, Y(X^{ep})$$

where $z = (z', v^B)$

Note. Non-zero correlation of v^* and v^B with X^{ep} without conditioning on z is acceptable.

Assumption 1b (No Unmeasured and Residual Confounding). Confounders for the relationship between X^{ep} and Y are fully controlled for.

Assumption 2 (Positivity). There is a non-zero probability that every individual is exposed to X .

Assumption 3 (Consistency in Exposure Measurement). The exposure of every individual is measured using the same instrument. There is a non-zero probability that the exposure of every individual is measured as X^{ep} .

Theorem 1b (Consequences). With PE and Assumption 4, for δ increases in X ,

$$\begin{aligned} AEE(X_{ind}^{ep} = g^{-1}(e_T + \delta) + u, X_{ref}^{ep} = g^{-1}(e_T) + u | \mathbf{z}) &= P_{RD} AEE(X_{ind} = e_T + \delta, X_{ref} \\ &= e_T | \mathbf{z}) \end{aligned}$$

in risk difference, and

$$\begin{aligned} \log \left(AEE(X_{ind}^{ep} = g^{-1}(e_T + \delta) + u, X_{ref}^{ep} = g^{-1}(e_T) + u | \mathbf{z}) \right) \\ = P_{RR} \log \left(AEE(X_{ind} = e_T + \delta, X_{ref} = e_T | \mathbf{z}) \right) \end{aligned}$$

in risk ratio, where $P_{RR} = P_{RD} = P_e^2$. X_{ind}^{ep} is X^{ep} value of the index level and X_{ref}^{ep} is X^{ep} value of the reference level. When the error is Berkson error, $P_e = 1$.

Assumption 4 (Consistency). $Y_{X^{ep}} = Y(X^{ep})$.

Proof. See Appendix S1 for Theorems 1a–1b and Lemmas 1–3.

3.3. Exchangeability Regarding X^{ep} (WCNDEA)

I investigate when Assumptions 1a and 1b hold or may not be correct.

3.3.1. Non-Differential Error, Differential Error and Emergent Pseudo

Confounding

Definition 2 ((C)NDEA). As shown in Section 2, non-differential exposure measurement error assumption is defined as error is independent of Y given X and \mathbf{z}' :

$$Y(X) \perp\!\!\!\perp X^{ep} | X, \mathbf{z}'$$

In practice, X is unmeasured and $Y_{X^{ep}} = Y(X^{ep})$ is used to estimate $AEE(X^{ep})$. To avoid confusion, I propose:

Definition 3 (WCNDEA). As shown in Section 2, WCNDEA is defined as

$$Y(X^{ep}) \perp\!\!\!\perp X^{ep} | \mathbf{z}$$

This means that the error is independent of Y *labeled* with X^{ep} .

Definition 4 (Differential Error, DE). Differential exposure measurement error is defined as error is not independent of $Y(X^{ep})$

$$Y(X^{ep}) \not\perp\!\!\!\perp X^{ep}$$

When the error is independent of $Y(X^{ep})$ conditional on \mathbf{z} , which I refer to as weak DE,

$$Y(X^{ep}) \perp\!\!\!\perp X^{ep} | \mathbf{z}$$

this means that WCNDEA holds. Otherwise,

$$Y(X^{ep}) \not\perp\!\!\!\perp X^{ep} | \mathbf{z}$$

I refer to such error as strong DE (SDE).

I formulate how SDE violates WCNDEA. For this, I decompose how DE impacts $AEE(X^{ep})$ into two mechanisms.

Definition 5 (Mechanisms of the Impact of DE in X^{ep} on $AEE(X^{ep})$)

The following two mechanisms violates Assumption 1a.

Mechanism 1. Error in a (re-written) form, $X = g(X^{ep}, \mathbf{z}) + u^*$, is correlated with X^{ep} .

$$v^*, u^* | X^{ep}, \mathbf{z} \not\perp X^{ep}, Y(X^{ep}) \text{ or}$$

$$v^B, u^B | X^{ep}, \mathbf{z} \not\perp X^{ep}, Y(X^{ep})$$

A re-written differential Berkson error model is subsumed: $X = X^{ep} + \gamma_z^B \mathbf{z} + u^B$.

Mechanism 2. Error is correlated with unmeasured confounders.

$$v^*, u^* | X^{ep}, \mathbf{z} \not\perp Y(X^{ep}) \text{ or}$$

$$v^B, u^B | X^{ep}, \mathbf{z} \not\perp Y(X^{ep})$$

which depends on the violation of Assumption 1b.

Note. (C)NDEA implies the absence of Mechanisms 1–2, conditional on X and \mathbf{z}' .

WCNDEA implies the absence conditional on \mathbf{z} .

Mechanism 2 is trivial. To illustrate Mechanism 1 in detail, consider a linear type error model describing the error part of Figures 1B–D,

$$X^{ep} = \gamma_0 + \gamma_1 X + \gamma_2 Q^{ep} + u \text{ (Original Error Model, OER)}$$

A motivating example is estimation of air pollution exposures using air pollution prediction models, where Q is a set of causal factors of pollutants in the air or factors related to pollutants⁶. Q^{ep} is incompletely measured and/or measured Q with error or factors related to uncertainties (Section 2). Consider a correct outcome model describing the remainder of Figures 1B–1D,

$$Y = \beta_0 + \beta_1 X + \beta_z' \mathbf{z}'$$

which can be re-written as

$$Y = \beta_0 + \beta_1\gamma_0^* + \beta_1\gamma_1^*X^{ep} + \beta_1\gamma_2^*Q^{ep} + \beta_1\gamma_{z'}^*\mathbf{z}' + \beta_1u^* + \beta_{z'}\mathbf{z}'$$

when the error model is re-written using regression as

$$X = \gamma_0^* + \gamma_1^*X^{ep} + \gamma_2^*Q^{ep} + \gamma_{z'}^*\mathbf{z}' + u^* \text{ (Rewritten Error Model, REM),}$$

which has no causal meaning (purely statistical) and aids in identifying missing parameters in an incorrect outcome model:

$$Y = \beta_0^{ep} + \beta_1^{ep}X^{ep} + \beta_{z'}^{ep}\mathbf{z}'$$

$\beta_1^{ep} \cong \beta_1(\gamma_1^* + \gamma_2^*\varrho_{X^{ep},Q^{ep}|\mathbf{z}'} + \varrho_{X^{ep},u^*|\mathbf{z}'})$, where $\varrho_{X^{ep},Q^{ep}|\mathbf{z}'}$ is the regression coefficient for X^{ep} when Q^{ep} is regressed against X^{ep} and \mathbf{z}' ; and $\varrho_{X^{ep},u^*|\mathbf{z}'}$ is the regression coefficient

for X^{ep} when u^* is regressed against X^{ep} and \mathbf{z}' . $\gamma_1^* = \frac{Cov(X,X^{ep}|\mathbf{z}')}{V(X^{ep}|\mathbf{z}')} =$

$\frac{\gamma_1 V(X|\mathbf{z}') + Cov(X,\varepsilon|\mathbf{z}')}{\gamma_1^2 V(X|\mathbf{z}') + \gamma_1 Cov(X,\varepsilon|\mathbf{z}') + V(\varepsilon|\mathbf{z}')} \text{ where } \varepsilon = \gamma_2 Q^{ep} + u. \gamma_1^* \text{ is a version of } \lambda \text{ including differential errors.}$

Q^{ep} in REM is DE based on Definitions 4 and 5 because Q^{ep} is inherently correlated with X^{ep} in OER and γ_2^* is non-zero through X^{ep} as a collider (Figures 1B–D). Q^{ep} is SDE if $Q^{ep}|X^{ep}, \mathbf{z}' \not\perp\!\!\!\perp X^{ep}, Y(X^{ep})$ in an outcome model. To achieve this, \mathbf{z}' must be sufficient. $\varrho_{X^{ep},Q^{ep}|\mathbf{z}'}$ would become zero if Q^{ep} or statistical terms for explaining patterns of X are included into outcome modeling (e.g., using \mathbf{z}). $\varrho_{X^{ep},u^*|\mathbf{z}'}$ would be zero if $u^*|X^{ep}, \mathbf{z}'$ (in REM) is completely random (Assumption 1a). $Cov(X,\varepsilon|\mathbf{z}')$ would also be zero if Q^{ep} is used. While (C)NDEA implies completely random $u|X, \mathbf{z}'$ (in OER), WCNDEA does not require this but only completely random $u^*|X^{ep}, \mathbf{z}$.

I refer to Mechanism 1 as Emergent Pseudo Confounding (EPC) because this is analogous to confounding mechanisms. In the example above, Q^{ep} is not a confounder when X is used but acts like a confounder when X^{ep} is used.

Theorem 2 (Emergent Pseudo Confounding (EPC)). If either of the following is correct,

$$v^*, u^* | X^{ep}, \mathbf{z} \not\perp X^{ep} \text{ or } v^B, u^B | X^{ep}, \mathbf{z} \not\perp X^{ep}$$

bias would arise.

Proof. See Appendix S2.

Corollary. Adjustment for EPC can be performed like confounding adjustment using covariates that are related with v^* , u^* , v^B , or u^B .

Figure 3 shows modified directed acyclic graphs, which corresponds to Figures 1B–D and 1F–H. For non-Berkson error, Figure 1A shows adjusting for v could be seen as either an error reduction technique or adjusting for the emerging correlation between v and X by conditioning on X^{ep} as a collider (even when estimating $X^{ep} - Y$ relationship). One may be curious about $u - X$ correlation emerging from the collider perspective. This is already accounted for in the multiplicative factor γ_1^* (if the total error, $u + v$, is differential from the (C)NDEA perspective) or λ (if the total error is non-differential from the (C)NDEA perspective). In terms of $AEE(X^{ep} | \mathbf{z})$, u is a component of X^{ep} , thus not an emergent confounder by the definition. For WCNDEA, $u^* | X^{ep}, \mathbf{z}$ is concerning. By defining v^* as the component explains all portions that could render u^* correlated with X^{ep} (so that u^* is considered as not correlated with X^{ep}), v that affects $AEE(X^{ep} | \mathbf{z}')$

through the EPC mechanisms ($Q_{X^{ep}, Q^{ep}|Z'}$ and $Q_{X^{ep}, u^*|Z'}$ for example, not γ_1^* or λ) can be described as this makes Assumption 1a violated.

In Figure 3B, there is a backdoor path $X^{ep} - v - X - X^{ep'} - Y$ in addition to X^{ep} as a collider. $X^{ep'}$ denotes the complement of X^{ep} ($X^{ep'} = X - X^{ep}$). In Figure 3C, v is additionally a confounder that needs to be adjusted for. For Berkson error, $X^{ep} - v^B - X^{ep'} - X$ path could exist (Figure 3D). v^B could become a confounder (Figure 3E). Or, v^B may not have an issue (Figure 3F).

3.3.2. Confounder Measurement Error and Emergent Confounding

Sometimes, confounder variables are measured with error. Confounder measurement error may result in residual confounding, which is a violation of Assumption 1b, depending on multiple factors.

Theorem 3 (Emergent Confounding). If the following is correct,

$$X^{ep} \perp\!\!\!\perp \varepsilon^{*C} | Z'$$

residual confounding would not arise, where ε^{*C} is confounder measurement error in the (re-written) form, $C = g(C^{ep}) + \varepsilon^{*C}$. Otherwise, residual confounding may (but not necessarily) arise.

Corollary 1. If confounder measurement error is non-differential (i.e., $Y(C^{ep}) \perp\!\!\!\perp C^{ep} | Z'$) and Z' is not sufficient, residual confounding would arise when X^{ep} is a good measure of X because ε^{*C} would be correlated with X^{ep} given Z' .

Corollary 2 (EC and EPC counterbalance). When the error in X^{ep} and the error in C^{ep} share a common error source or are related to a common feature (i.e., the error could be differential), EC may be counterbalanced by EPC so that both could disappear, depending on the relationship among C , X , and Y so that Assumption 1b may hold.

Remark. Without validation data, it may be challenging to ensure the counterbalance. In such cases, it would be desirable to consider conditions that can improve the likelihood of this (See Appendix S3).

Proof. See Appendix S3.

Note. The term “Emergent Confounding” is proposed because X is unmeasured and X^{ep} is used.

3.4. Estimation of Exchangeability Probability in Certain Conditions

In certain conditions, P_e can be readily estimated. The literature of measurement error¹²⁻¹⁴ demonstrates, when exposure measurement error is non-differential classical error or linear type error ($X^{ep} = \gamma_0 + \gamma_1 X + \varepsilon$; $\varepsilon = v + u$), the regression coefficient for X^{ep} (i.e., β_1^{ep}) in an incorrect linear outcome model, $E[Y] = \beta_0^{ep} + \beta_1^{ep} X^{ep} + \beta_z^{ep} \mathbf{z}$ is proportional to β_1 in the correct linear outcome model $E[Y] = \beta_0 + \beta_1 X + \beta_z \mathbf{z}$ with LEA,

$$\beta_1^{ep} = \lambda \beta_1$$

$$\lambda = \frac{\gamma_1 V(X|\mathbf{z})}{\gamma_1^2 V(X|\mathbf{z}) + V(\varepsilon|\mathbf{z})}$$

$\gamma_1 = 1$ when the error is classical error, resulting in attenuation: $0 < \lambda < 1$.

Let $AEE(X|\mathbf{z}) = \beta_1 \delta$ and $AEE(X^{ep}|\mathbf{z}) = \beta_1^{ep} \delta$ in risk difference and $\delta = 1$ for simplicity.

With PE, $\frac{P_e^2}{\gamma_1} \beta_1 = \beta_1^{ep}$ (Appendix S4). So,

$$P_e^2 = \lambda \gamma_1 = \frac{\gamma_1^2 V(X|\mathbf{z})}{\gamma_1^2 V(X|\mathbf{z}) + V(\varepsilon|\mathbf{z})} = \frac{V(\gamma_0 + \gamma_1 X|\mathbf{z})}{V(X^{ep}|\mathbf{z})} = R_{X^{ep},X|\mathbf{z}}^2$$

when $\gamma_1 \neq 0$. Accordingly, $P_e = R_{X^{ep},X}$, which is Pearson correlation coefficient.

When error is differential, but E(P)C is controlled for, $\beta_1^{ep} = \gamma_1^* \beta_1$ where $\gamma_1^* =$

$$\frac{\gamma_1 V(X|\mathbf{z}) + \text{Cov}(X, \varepsilon|\mathbf{z})}{\gamma_1^2 V(X|\mathbf{z}) + \gamma_1 \text{Cov}(X, \varepsilon|\mathbf{z}) + V(\varepsilon|\mathbf{z})},$$

$$P_e^2 = \gamma_1^* \gamma_1 = \frac{V(\gamma_0 + (\gamma_1 + \sqrt{\gamma_1 \varrho_{X,\varepsilon|\mathbf{z}}})X|\mathbf{z})}{V(X^{ep}|\mathbf{z})}$$

$$P_e^2 \cong R_{X^{ep},X|\mathbf{z}}^2 \text{ if } \sqrt{\gamma_1 \varrho_{X,\varepsilon|\mathbf{z}}} \cong \varrho_{X,\varepsilon|\mathbf{z}}$$

(Appendix S5). λ may be used to denote γ_1^* , but for emphasis, I use γ_1^* . $R_{X,X^{ep}|\mathbf{z}}^2$ may

provide the lower bound of P_{RD} :

$$AEE(X^{ep}|\mathbf{z}) = \frac{P_e^2}{\gamma_1} AEE(X|\mathbf{z}) \geq \frac{R_{X,X^{ep}|\mathbf{z}}^2}{\gamma_1} AEE(X|\mathbf{z})$$

For illustration, Figure 4 displays the relationship between $\varrho_{X,\varepsilon|\mathbf{z}}$ and $\sqrt{\gamma_1 \varrho_{X,\varepsilon|\mathbf{z}}}$ by γ_1 . The

diagonal indicates $\sqrt{\gamma_1 \varrho_{X,\varepsilon|\mathbf{z}}} = \varrho_{X,\varepsilon|\mathbf{z}}$. Unless γ_1 is too low, usually $\sqrt{\gamma_1 \varrho_{X,\varepsilon|\mathbf{z}}} > \varrho_{X,\varepsilon|\mathbf{z}}$

implying $P_e^2 \geq R_{X,X^{ep}|\mathbf{z}}^2$. For the bound of γ_1^* , similar to λ , for $\gamma_1 \geq 1$, $0 \leq \gamma_1^* \leq 1$ because

if X^{ep} is not a poor measure of X ($\frac{V(\varepsilon)}{V(X)} \ll 1$),

$$\gamma_1^* = \frac{\gamma_1 + \varrho_{X,\varepsilon|\mathbf{z}}}{\gamma_1^2 + \gamma_1 \varrho_{X,\varepsilon|\mathbf{z}} + \frac{V(\varepsilon|\mathbf{z})}{V(X|\mathbf{z})}} \approx \frac{\gamma_1 + \varrho_{X,\varepsilon|\mathbf{z}}}{\gamma_1(\gamma_1 + \varrho_{X,\varepsilon|\mathbf{z}})} = \frac{1}{\gamma_1}$$

And even if X^{ep} is a poor measure such as $\frac{V(\varepsilon|\mathbf{z})}{V(X|\mathbf{z})} \geq 1$, $\frac{1}{\gamma_1 + \frac{V(\varepsilon|\mathbf{z})}{V(X|\mathbf{z})(\gamma_1 + \varrho_{X,\varepsilon|\mathbf{z}})}} \approx \frac{1}{\gamma_1 + a}$ where $a \geq 1$

if γ_1 is not too high.

The effect of X on Y may not be linear in either risk difference or ratio scales. One method to estimate non-linear AEE is quadratic polynomial transformation. By decomposing $AEE(X|\mathbf{z})$ into $AEE_1(X|\mathbf{z}) = \beta_1$ for X and $AEE_2(X|\mathbf{z}) = \beta_2$ for X^2 .

$$AEE_q(X^{ep}|\mathbf{z}) = \frac{P_e^2}{\gamma_1^q} AEE_q(X|\mathbf{z})$$

(Appendix S6). If u is approximately normally distributed, $P_e^2 \cong (R_{X,X^{ep}|\mathbf{z}}^2)^q$. When ε is differential, but E(P)C is controlled for, we can apply what was introduced earlier, so that

$$AEE_q(X^{ep}|\mathbf{z}) \approx \frac{P_e^2}{\gamma_1^q} AEE_q(X|\mathbf{z}) \geq \frac{(R_{X,X^{ep}|\mathbf{z}}^2)^q}{\gamma_1^q} AEE_q(X|\mathbf{z})$$

For Berkson type error, $AEE(X^{ep}|\mathbf{z}) = AEE(X|\mathbf{z})$ because $\gamma_1 = 1$ and $P_e = 1$. P_e^2 is not related to $(R_{X,X^{ep}|\mathbf{z}}^2)^q$.

In risk ratio, non-linear outcome models such as log-linear model, or logistic regression may be used to estimate exposure effects. $\lambda\beta_1$ and $\gamma_1^*\beta_1$ are a good approximation of β_1^{ep} when exposure measurement error is small or when the effect size, β_1 , is small^{12,13}.

In certain conditions, log-linear models may exhibit similar characteristics of linear models with a log-transformed Y . The form is $\frac{P_e^2}{\gamma_1^q} \log(AEE_q(X|\mathbf{z}))$ and $\log(AEE_q(X|\mathbf{z})) = \beta^q$. So, the findings for linear effects would be applicable.

4. Discussion

With imperfect exposure and confounder measurements, causal inference relies on the soundness of underlying assumptions. This paper provides formal justifications for exchangeability in the presence of exposure and confounder measurement errors and how to identify when $AEE(X^{ep})$ is a good surrogate of $AEE(X)$.

Limitations of this paper should be noted. First, the investigation was restricted to additive errors. Nonetheless, multiplicative errors can be expressed as additive errors through transformation¹⁴. Secondly, while $R_{X^{ep},X}^2$ as a measure of P_e^2 can straightforwardly indicate the impact of the error on $AEE(X^{ep})$ in various linear effect settings, this may so in confined non-linear effect settings, mainly because for q -th polynomial transformations ($q \geq 3$) errors in higher powers strongly impact the estimation of β_q of lower powers. Eqs.1–2 could be transformed to consider such impacts, which may be tedious and may not be practical. If only the highest power is of an interest, $R_{X,X^{ep}|Z}^2$ may be used in various settings (Appendix S8). But quadratic polynomials may be less flexible than, such as splines. Third, autocorrelated error is not particularly examined. Autocorrelation may be attributed to variables. v can subsume such variables (Appendix S7). Fourth, the focus is limited to exchangeability. Standard error estimation may also be affected by some types of errors¹⁵. Finally, revisiting measurement error correction techniques may provide unique insights.

Acknowledgement

This work was supported by Basic Science Research Program through the National Research Foundation of Korea (NRF) funded by the Ministry of Education (2021R1A6A3A14039711).

This work was supported by University of Illinois Chicago School of Public Health Seed Funding Program.

This work was supported by the National Institute of Environmental Research (NIER) funded by the Ministry of Environment (MOE) of the Republic of Korea (NIER-2021-03-03-007)

Author contribution

Dr. Honghyok Kim developed the theory, wrote, and revised the manuscript.

References

1. Cole SR, Frangakis CE. The consistency statement in causal inference: a definition or an assumption? *Epidemiology* 2009;**20**(1):3-5.
2. Imai K, Yamamoto T. Causal inference with differential measurement error: Nonparametric identification and sensitivity analysis. *American Journal of Political Science* 2010;**54**(2):543-560.
3. Bell ML, Ebisu K, Peng RD. Community-level spatial heterogeneity of chemical constituent levels of fine particulates and implications for epidemiological research. *Journal of Exposure science & Environmental Epidemiology* 2011;**21**(4):372-384.
4. Bravo MA, Fuentes M, Zhang Y, Burr MJ, Bell ML. Comparison of exposure estimation methods for air pollutants: ambient monitoring data and regional air quality simulation. *Environmental Research* 2012;**116**:1-10.
5. Zhou S, Griffin RJ, Bui A, et al. Disparities in air quality downscaler model uncertainty across socioeconomic and demographic indicators in North Carolina. *Environmental Research* 2022;**212**:113418.
6. Kim H, Son J-Y, Junger W, Bell ML. Exposure to particulate matter and ozone, locations of regulatory monitors, and sociodemographic disparities in the city of Rio de Janeiro: Based on local air pollution estimates generated from machine learning models. *Atmospheric Environment* 2024;**322**:120374.
7. Peng RD, Bell ML. Spatial misalignment in time series studies of air pollution and health data. *Biostatistics* 2010;**11**(4):720-740.

8. Kim H, Byun G, Choi Y, et al. Effects of long-term exposure to air pollution on all-cause mortality and cause-specific mortality in seven major cities of South Korea: Korean national health and nutritional examination surveys with mortality follow-up. *Environmental Research* 2021;**192**:110290.
9. Kim H, Bell M. Adjustment for unmeasured spatial confounding in settings of continuous exposure conditional on the binary exposure status: conditional generalized propensity score-based spatial matching. *arXiv preprint arXiv:2202.00814* 2022.
10. Kim H, Lee J-T, Fong KC, Bell ML. Alternative adjustment for seasonality and long-term time-trend in time-series analysis for long-term environmental exposures and disease counts. *BMC Medical Research Methodology* 2021;**21**:1-14.
11. Kim H, Samet JM, Bell ML. Association between short-term exposure to air pollution and COVID-19 mortality: a population-based case-crossover study using individual-level mortality registry confirmed by medical examiners. *Environmental Health Perspectives* 2022;**130**(11):117006.
12. Keogh RH, Shaw PA, Gustafson P, et al. STRATOS guidance document on measurement error and misclassification of variables in observational epidemiology: part 1—basic theory and simple methods of adjustment. *Statistics in medicine* 2020;**39**(16):2197-2231.
13. Carroll RJ, Ruppert D, Stefanski LA, Crainiceanu CM. *Measurement error in nonlinear models: a modern perspective* Chapman and Hall/CRC, 2006.

14. Innes GK, Bhondoeckhan F, Lau B, et al. The measurement error elephant in the room: challenges and solutions to measurement error in epidemiology. *Epidemiologic Reviews* 2021;**43**(1):94-105.
15. Szpiro AA, Sheppard L, Lumley T. Efficient measurement error correction with spatially misaligned data. *Biostatistics* 2011;**12**(4):610-623.

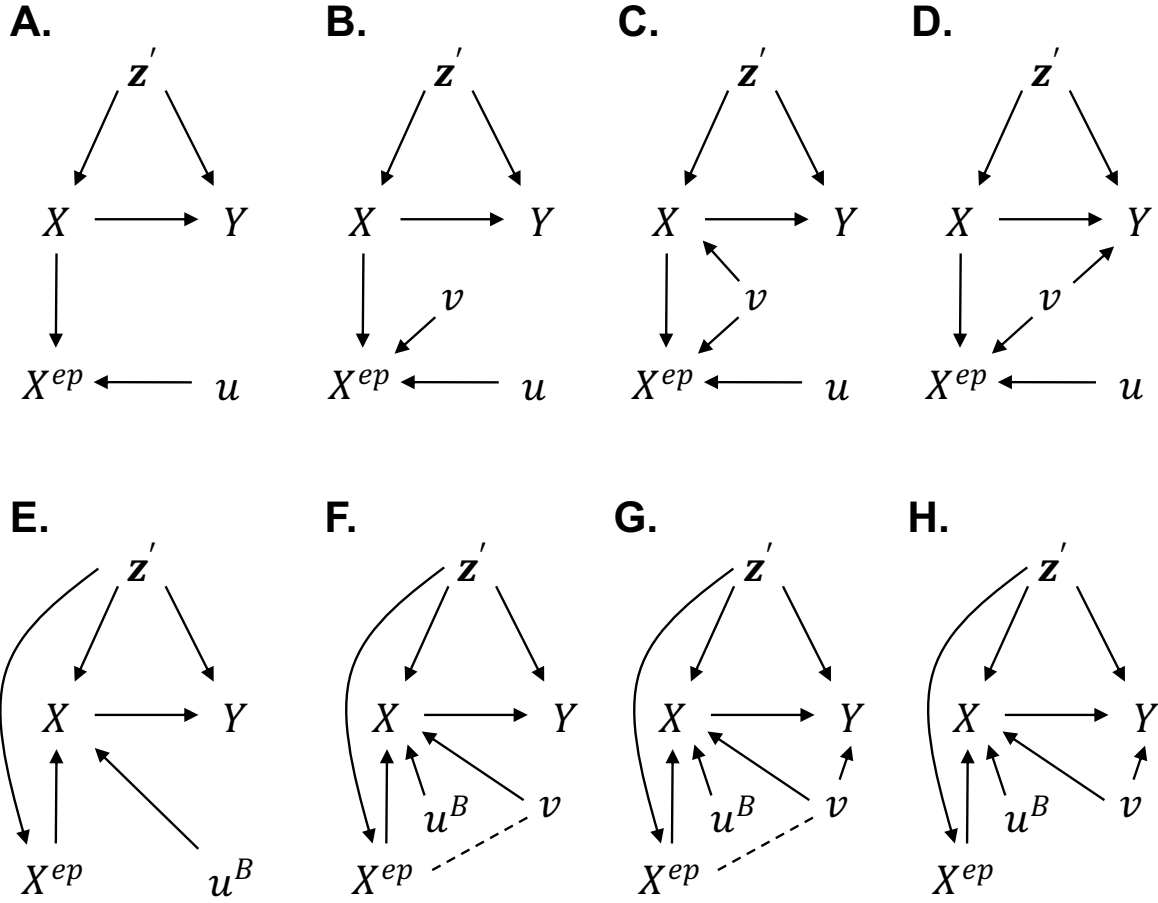


Figure 1. Directed acyclic graphs for additive non-Berkson type error (A–D) and for additive Berkson type error (E–H). Dashed lines in F and G indicate potential correlation.

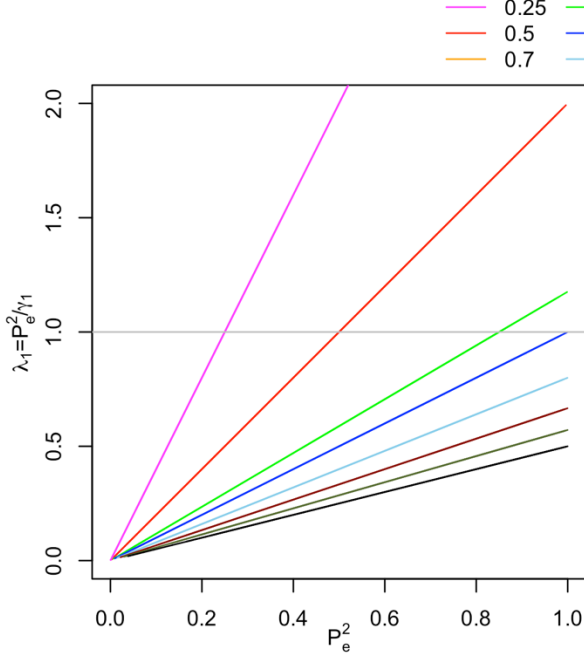
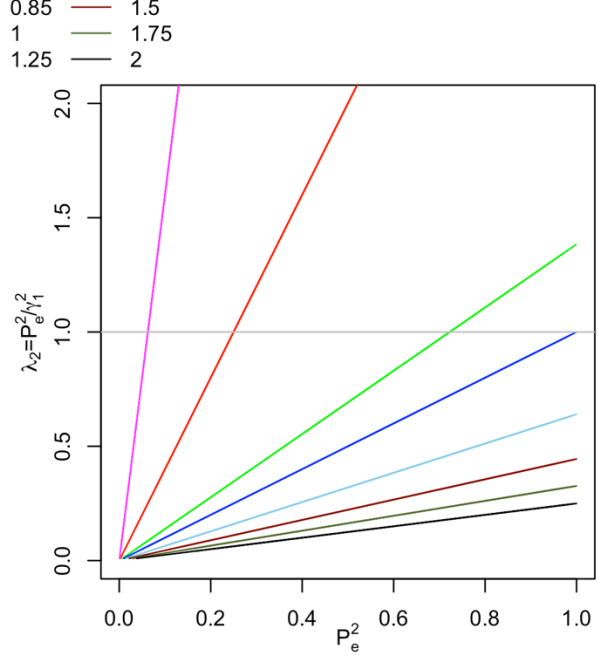
A**B**

Figure 2. Relationship between $P_{RD \text{ or } RR} = P_e^2$ and λ_q over various γ_1 values (colors).

The horizontal grey line indicates $\lambda_q = 1$, meaning $AEE_q(X^{ep}) = AEE_q(X)$.

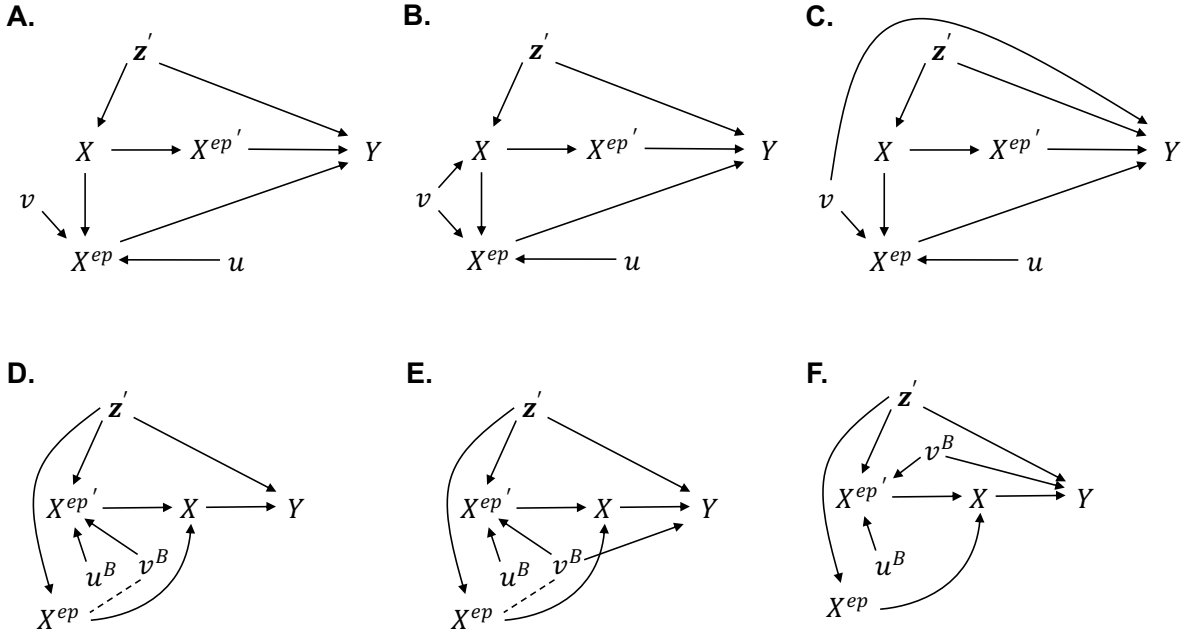


Figure 3. Directed acyclic graphs for emergent pseudo confounding for non-Berkson error (A, B, C) and for Berkson error (D, E, F).

Note. This is modification from Figures 1B–D (for A–C) and 1E–F (for D–F) to visualize why v matters (A–E). $X^{ep'}$ is the complement of X^{ep} . Dashed lines indicate potential correlation.

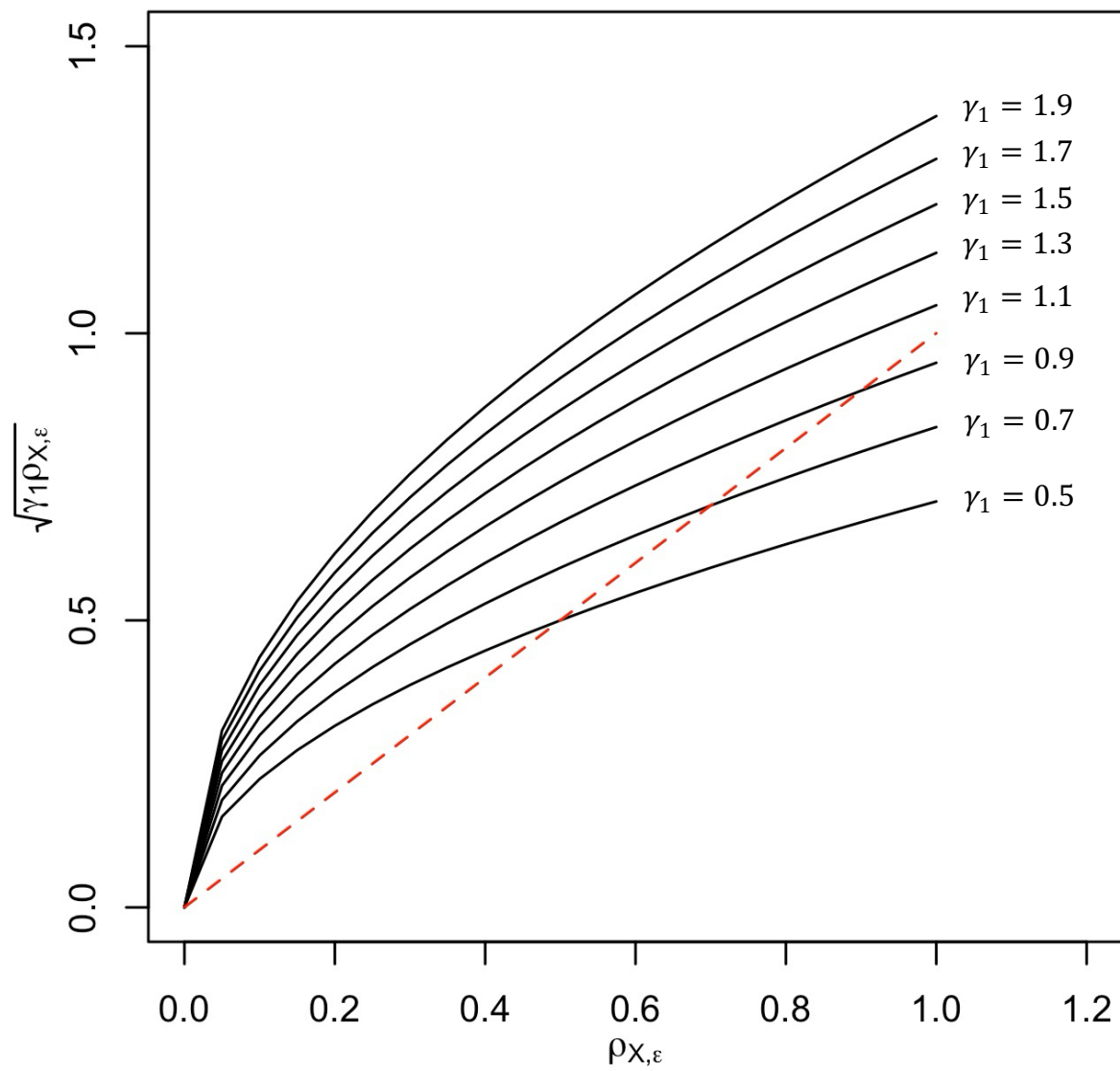


Figure 4. Relationship between $\rho_{X,\varepsilon}$ and $\sqrt{\gamma_1 \rho_{X,\varepsilon}}$ by γ_1 .

Online Supplementary Materials

Appendix S1. Proof for Theorem 1

Appendix S2. Proof for Theorem 2.

Appendix S3. Proof for Theorem 3.

Appendix S4. Transformation of Eqs. 1a and 1b in Certain Conditions.

Appendix S5. γ_1^* in the presence of differential error.

Appendix S6. Extension for Non-Linear Effects

Appendix S7. Autocorrelation-Related Error models

Appendix S8. Test for the Highest Power in Polynomial Regression

Appendix S1. Proof for Theorem 1

Proof for Theorem 1a

With Assumption 1, Lemma 1 shows

$$P_e = \Pr(E[Y(X^{ep} = g^{-1}(e_T) + u)|\mathbf{z}] = E[Y(X = e_T)|X^{ep}, \mathbf{z}])$$

is constant for all possible values of X^{ep} . We can let $g^{-1}(e_T) + u = e$.

And for Berkson type error, Lemma 3 shows

$$P_e = \Pr(E[Y(X_a = e)|\mathbf{z}] = E[Y(X_i = e_T)|X_a = e, \mathbf{z}]) = 1$$

is constant for all possible values of X^{ep} .

Because P_e is constant for all possible values of X^{ep} ,

$$P_e \perp\!\!\!\perp X^{ep} | \mathbf{z}$$

Assumptions 1–3 imply that P_e is constant for all possible values of X . Thus,

$$Y(X) \perp\!\!\!\perp P_e \perp\!\!\!\perp X^{ep} | \mathbf{z}$$

This proves Theorem 1a.

Proof for Theorem 1b

With Assumption 4, now, we find the connection between $E[Y(X^{ep})]$ and $E[Y(X)|X^{ep}]$

and the connection between $E[Y_{X^{ep}}]$ and $E[Y_X|X^{ep}]$.

For risk difference, for $Y_{X^{ep}}$,

$$\begin{aligned} & E \left[Y_{X_{ind}^{ep}=g^{-1}(e_T+\delta)+u} - Y_{X_{ref}^{ep}=g^{-1}(e_T)+u} | \mathbf{z} \right] \\ &= E \left[Y_{X_{ind}^{ep}} - Y_{X_{ref}^{ep}} | X_{ind}^{ep} = g^{-1}(e_T + \delta) + u, X_{ref}^{ep} = g^{-1}(e_T) + u, \mathbf{z} \right] \end{aligned}$$

$$\begin{aligned}
&= P_{RD} \left(E[Y_{X_{ind}=e_T+\delta} | X_{ind}^{ep} = g^{-1}(e_T + \delta) + u, X_{ref}^{ep} = g^{-1}(e_T) + u, \mathbf{z}] - \right. \\
&E[Y_{X_{ref}=e_T} | X_{ind}^{ep} = g^{-1}(e_T + \delta) + u, X_{ref}^{ep} = g^{-1}(e_T) + u, \mathbf{z}]) \text{ (Lemma 2)} \\
&= P_e^2 \left(E[Y_{X_{ind}=e_T+\delta} | X_{ind}^{ep} = g^{-1}(e_T + \delta) + u, X_{ref}^{ep} = g^{-1}(e_T) + u, \mathbf{z}] \right. \\
&\quad \left. - E[Y_{X_{ref}=e_T} | X_{ind}^{ep} = g^{-1}(e_T + \delta) + u, X_{ref}^{ep} = g^{-1}(e_T) + u, \mathbf{z}] \right)
\end{aligned}$$

because $P_{RD} = P_e^2$

Similarly,

For risk difference, for $Y(X^{ep})$,

$$\begin{aligned}
&E[Y(X_{ind}^{ep}) - Y(X_{ref}^{ep}) | \mathbf{z}] \\
&= E[Y(X_{ind}^{ep}) - Y(X_{ref}^{ep}) | X_{ind}^{ep} = g^{-1}(e_T + \delta) + u, X_{ref}^{ep} = g^{-1}(e_T) + u, \mathbf{z}] \\
&= P_e^2 (E[Y(X_{ind} = e_T + \delta) | X_{ind}^{ep} = g^{-1}(e_T + \delta) + u, X_{ref}^{ep} = g^{-1}(e_T) + u, \mathbf{z}] - \\
&E[Y(X_{ref} = e_T) | X_{ind}^{ep} = g^{-1}(e_T + \delta) + u, X_{ref}^{ep} = g^{-1}(e_T) + u, \mathbf{z}]) \text{ (Lemma 2)}
\end{aligned}$$

Finally,

$$\begin{aligned}
AEE(X^{ep} | \mathbf{z}) &= E[Y(X_{ind}^{ep}) - Y(X_{ref}^{ep}) | \mathbf{z}] = \frac{P_e^2}{\gamma_1} E[Y(X_{ind} = e + \delta) - Y(X_{ref} = e) | X_{ref}^{ep}, \mathbf{z}] \\
&= E[Y_{X_{ind}^{ep}} - Y_{X_{ref}^{ep}} | \mathbf{z}] = \frac{p_{RD}}{\gamma_1} E[Y_{X_{ind}=e+\delta} - Y_{X_{ref}=e} | X_{ref}^{ep}, \mathbf{z}] = \frac{P_e^2}{\gamma_1} AEE(X | X^{ep}, \mathbf{z})
\end{aligned}$$

For Berkson error, $P_e^2 = 1$ and put $\gamma_1 = 1$ (Lemma 3)

For risk ratio in a logistic or log-linear outcome model,

$$\begin{aligned}
& \log \left(\frac{E \left[Y_{X_{ind}=g^{-1}(e_T+\delta)+u} \middle| X^{ep}, \mathbf{z} \right]}{E \left[Y_{X_{ref}=g^{-1}(e_T)+u} \middle| X^{ep}, \mathbf{z} \right]} \right) \\
&= P_{RR} \log \left(\frac{E \left[Y_{X_{ind}=e_T+\delta} \middle| X^{ep}, \mathbf{z} \right]}{E \left[Y_{X_{ref}=e_T} \middle| X^{ep}, \mathbf{z} \right]} \right) \text{ (Lemma 2)} \\
&= P_e^2 \log \left(\frac{E \left[Y_{X_{ind}=e_T+\delta} \middle| X^{ep}, \mathbf{z} \right]}{E \left[Y_{X_{ref}=e_T} \middle| X^{ep}, \mathbf{z} \right]} \right)
\end{aligned}$$

because $P_{RD} = P_e^2$

This proves Theorem 1b.

Lemma 1 (Probabilistic linkage for outcomes in the presence of non-Berkson exposure measurement error).

$$P_e = \Pr(E[Y(X^{ep} = g^{-1}(e_T) + u) | \mathbf{z}] = E[Y(X = e_T) | X^{ep}, \mathbf{z}])$$

$$P_e^{obs} = \Pr(E[Y_{X^{ep}=g^{-1}(e_T)+u} | \mathbf{z}] = E[Y_{X=e_T} | X^{ep}, \mathbf{z}])$$

$$P \rightarrow 1 \text{ with } V(u) \rightarrow 0$$

$$P_e^{obs} \rightarrow 1 \text{ with } V(u) \rightarrow 0$$

Proof. With Assumptions 2 and 3, let $[e - \epsilon, e + \epsilon]$ be an interval of the measured level of exposure in which the true exposure level, e_T may exist, where ϵ is infinitesimal. Let $f(e_T | -\epsilon \leq X^{ep} = e \leq \epsilon, \mathbf{z})$ is the probability density function given that interval and \mathbf{z} . Let $f(u)$ be the probability density function of the error term, u . Let $f(u^*)$ be the probability density function of the error term u^* when the error is re-written using regression, which is purely statistical (i.e., no causal meaning), as

$$X = g(X^{ep}, \mathbf{z}) + u^*,$$

when the original error model is $X^{ep} = g^{-1}(X, \mathbf{z}) + u$. For Berkson error, See Lemma 3.

Suppose that f is Lebesgue integrable. Consider the expectation of $Y_{X^{ep}}$,

$$E[Y_{X^{ep}} | e - \epsilon \leq X^{ep} \leq e + \epsilon, \mathbf{z}] = \int_{-\infty}^{\infty} f(u^* | -\epsilon \leq X^{ep} = e \leq \epsilon, \mathbf{z}) Y_{X^{ep}} du, \text{ or}$$

$$E[Y_{X^{ep}} | e - \epsilon \leq X^{ep} \leq e + \epsilon, \mathbf{z}] = \int_{-\infty}^{\infty} f(u | -\epsilon \leq X^{ep} = e \leq \epsilon, \mathbf{z}) Y_{X^{ep}} du$$

The equality holds because Y is not a random variable and the order of $Y_{X^{ep}}$ is determined by u^* or u given \mathbf{z} (Assumption 1).

Note. One intuitive way to understand this is to consider that your task is to label Y using X^{ep} as a random variable. Suppose you have a dataset with Y unlabeled, X , and \mathbf{z} . In the interval $[e - \epsilon, e + \epsilon]$, there are multiple Y unlabeled. You generate X^{ep} using u or u^* as a random variable and X as a non-random variable. For example, you draw a first sample from $f(u^*)$ and label Y , which is the first dataset. You draw a second sample and label Y , which is the second dataset. You repeat it for many times, and you have many datasets. Then, calculate $E[Y_{X^{ep}} | e - \epsilon \leq X^{ep} \leq e + \epsilon, \mathbf{z}]$. You can use different distributions, $f(u^*)$, that give you completely random samples.

Consider the expectation of Y_X

$$E[Y_{X=e_T} | -\epsilon \leq X^{ep} = e \leq \epsilon, \mathbf{z}] = \int_{-\infty}^{\infty} f(e_T | -\epsilon \leq X^{ep} = e \leq \epsilon, \mathbf{z}) Y_X de_T$$

Let $e = g^{-1}(e_T) + u$, and consider the following probability,

$$\Pr(E[Y_{X^{ep}} | -\epsilon \leq X^{ep} = e \leq \epsilon, \mathbf{z}] = E[Y_{X=e_T} | -\epsilon \leq X^{ep} = e \leq \epsilon, \mathbf{z}]) = P_e^{obs}$$

Note. One intuitive way to understand this is to consider that your task is to find out Y_X using multiple datasets with labeled $Y_{X^{ep}}$. From the previous example, you have many datasets. P_e^{obs} indicates the expected proportion that X^{ep} correctly label Y in the interval $[e - \epsilon, e + \epsilon]$. This probability will be lower than 1 if there is an error because $X^{ep} = e$ is not perfectly correlated with $X = e_T$.

We are interested in $X^{ep} = e$, so that consider $\epsilon \rightarrow 0$. Simply,

$$\Pr(E[Y_{X^{ep}=g^{-1}(e_T)+u}|\mathbf{z}] = E[Y_{X=e_T}|X^{ep}, \mathbf{z}]) = P_e^{obs}$$

P_e^{obs} is constant for all possible values of X^{ep} when the variance of u^* , $V(u^*)$ is constant (i.e., homoscedasticity), which is implied by Assumption 1a.

To show $P_e^{obs} \rightarrow 1$ with smaller $V(u^*)$. Let $\mathcal{W} = E[Y_{X^{ep}}|e - \epsilon \leq X^{ep} \leq e + \epsilon, \mathbf{z}] - E[Y_{X=e_T}|e - \epsilon \leq X^{ep} \leq e + \epsilon, \mathbf{z}]$. Using Chebyshev's inequality,

$$\Pr(|\mathcal{W}| > 0) \leq \frac{\sigma^2}{(\epsilon - E[\mathcal{W}])^2}$$

$$\Pr(|\mathcal{W}| = 0) \geq 1 - \frac{\sigma^2}{(\epsilon - E[\mathcal{W}])^2} \geq 0$$

$\sigma^2 = V(\mathcal{W}) \propto V(u^*)$ because \mathcal{W} is a random variable hinging on

$E[Y_{X^{ep}}|e - \epsilon \leq X^{ep} \leq e + \epsilon, \mathbf{z}]$ that relies on $f(u^*)$, so that once X^{ep} is set, $E[Y_{X=e_T}|e - \epsilon \leq X^{ep} \leq e + \epsilon, \mathbf{z}]$ is constant. Thus, $V(u^*)$ gets smaller, $P(|\mathcal{W}| \leq \epsilon)$ can get larger. If

$V(u^*) \rightarrow 0$, $\frac{\sigma^2}{(\epsilon - E[\mathcal{W}])^2} \rightarrow 0$ means $\Pr(|\mathcal{W}| = 0) \rightarrow 1$. $V(u^*) \rightarrow 0$, then $V(u) \rightarrow 0$, vice versa.

$P_e^{obs} = 0$ arises only when $\gamma_1 = 0$ because X^{ep} has no information about X .

We can repeat this after replacing $Y_{X^{ep}}$ with $Y(X^{ep})$ to demonstrate P_e .

This proves Lemma 1.

Remark. $V(u^*) \rightarrow 0$ implies that probabilistic linkage becomes the definite linkage. The distribution of u^* is not assumed.

With Assumption 4, $P_e = P_e^{obs}$.

Lemma 2 (Probabilistic linkage for risk difference and risk ratio in the presence of non-Berkson error).

$$\begin{aligned} P_{RD} &= \Pr(E[Y(X_{ind}^{ep} = g^{-1}(e_T + \delta) + u)|\mathbf{z}] - E[Y(X_{ref}^{ep} = g^{-1}(e_T) + u)|\mathbf{z}]) \\ &= E[Y(X_{ind} = e_T + \delta)|X^{ep} = g^{-1}(e_T + \delta) + u, \mathbf{z}] \\ &\quad - E[Y(X_{ref} = e_T)|X^{ep} = g^{-1}(e_T) + u, \mathbf{z}]) = P_e^2 \end{aligned}$$

$$\begin{aligned} P_{RR} &= \Pr\left(\frac{E[Y(X_{ind}^{ep} = g^{-1}(e_T + \delta) + u)|\mathbf{z}]}{E[Y(X_{ref}^{ep} = g^{-1}(e_T) + u)|\mathbf{z}]}\right. \\ &\quad \left.= \frac{E[Y(X_{ind} = e_T + \delta)|X^{ep} = g^{-1}(e_T + \delta) + u, \mathbf{z}]}{E[Y(X_{ref} = e_T)|X^{ep} = g^{-1}(e_T) + u, \mathbf{z}]}\right) = P_e^2 \end{aligned}$$

$$\begin{aligned} P_{RD}^{obs} &= \Pr(E[Y_{X_{ind}^{ep}=g^{-1}(e_T+\delta)+u}|\mathbf{z}] - E[Y_{X_{ref}^{ep}=g^{-1}(e_T)+u}|\mathbf{z}]) \\ &= E[Y_{X_{ind}=e_T+\delta}|X^{ep} = g^{-1}(e_T + \delta) + u, \mathbf{z}] \\ &\quad - E[Y_{X_{ref}=e_T}|X^{ep} = g^{-1}(e_T) + u, \mathbf{z}]) = P_e^{obs^2} \end{aligned}$$

$$P_{RR}^{obs} = \Pr \left(\frac{E \left[Y_{X_{ind}=g^{-1}(e_T+\delta)+u} \middle| \mathbf{z} \right]}{E \left[Y_{X_{ref}=g^{-1}(e_T)+u} \middle| \mathbf{z} \right]} = \frac{E \left[Y_{X_{ind}=e_T+\delta} \middle| X^{ep} = g^{-1}(e_T + \delta) + u, \mathbf{z} \right]}{E \left[Y_{X_{ref}=e_T} \middle| X^{ep} = g^{-1}(e_T) + u, \mathbf{z} \right]} \right) = P_e^{obs2}$$

Proof. Recall Lemma 1. We can extend this for $g^{-1}(e_T)$ and $g^{-1}(e_T + \delta)$ separately to consider risk difference (RD) and risk ratio (RR).

$$\begin{aligned} P_{RD}^{obs} &= \Pr \left(E \left[Y_{X_{ind}=g^{-1}(e_T+\delta)} \middle| \mathbf{z} \right] - E \left[Y_{X_{ref}=g^{-1}(e_T)} \middle| \mathbf{z} \right] \right. \\ &\quad \left. = E \left[Y_{X_{ind}=e_T+\delta} \middle| X^{ep} = g^{-1}(e_T + \delta), \mathbf{z} \right] - E \left[Y_{X_{ref}=e_T} \middle| X^{ep} = g^{-1}(e_T), \mathbf{z} \right] \right) \\ &= P_{g^{-1}(e_T)}^{obs} P_{g^{-1}(e_T+\delta)}^{obs} = P_e^{obs2} \\ P_{RR} &= \Pr \left(\frac{E \left[Y_{X_{ind}=g^{-1}(e_T+\delta)} \middle| \mathbf{z} \right]}{E \left[Y_{X_{ref}=g^{-1}(e_T)} \middle| \mathbf{z} \right]} = \frac{E \left[Y_{X_{ind}=e_T+\delta} \middle| X^{ep} = g^{-1}(e_T + \delta), \mathbf{z} \right]}{E \left[Y_{X_{ref}=e_T} \middle| X^{ep} = g^{-1}(e_T), \mathbf{z} \right]} \right) = P_{g^{-1}(e_T)}^{obs} P_{g^{-1}(e_T+\delta)}^{obs} \\ &= P_e^{obs2} \end{aligned}$$

because P_e^{obs} is constant for all possible values of X^{ep} (Lemma 1) and the two probabilities are independent. We can repeat this after replacing $Y_{X^{ep}}$ with $Y(X^{ep})$ to demonstrate P_e .

This proves Lemma 2.

Remark. With Assumption 4, $P_e = P_e^{obs}$

Lemma 3 (Probabilistic linkage for outcomes in the presence of the Berkson error).

$$\begin{aligned} P_e &= \Pr(E[Y(X_a = e) | \mathbf{z}] = E[Y(X_i = e_T) | X_a = e, \mathbf{z}]) \rightarrow 1 \\ P_e^{obs} &= \Pr(E[Y_{X_a=e} | \mathbf{z}] = E[Y_{X_i=e_T} | X_a = e, \mathbf{z}]) \rightarrow 1 \text{ at the rate of } O\left(\sqrt{n_{X_a=e}}^{-1}\right) \end{aligned}$$

$n_{X_a=e}$ is the number of observations for $X_a = e$.

Proof. Let $[e - \epsilon, e + \epsilon]$ be an interval which within the true exposure level, e_T exists.

$f(X_i|X_g = e)$ denotes the probability density function for X_i given $X_g = e$. The probability definition is

$$\Pr(e - \epsilon \leq X_i \leq e + \epsilon | X_g = e, \mathbf{z}) = \int_{-\infty}^{\infty} f(X_i | X_a = e, \mathbf{z}) dX_i = 1$$

for a large sample. With Assumption 1 and since the error model is $X = X^{ep} + v^B + u^B$,

$$E[Y_{X_a=e} | \mathbf{z}] = \int_{-\infty}^{\infty} f(X_i | X_a = e, \mathbf{z}) Y_{X_i} dX_i = \int_{-\infty}^{\infty} f(X_i | X_a = e, \mathbf{z}) Y_{X_i} dX_i = E[Y_{X_i=e_T} | X_a = e, \mathbf{z}]$$

There are $n_{X_a=e}$ observations for $X_a = e$. For a unique value of X_a ,

$$\Pr(E[Y_{X_a=e} | \mathbf{z}] = E[Y_{X_i=e_T} | X_a = e, \mathbf{z}]) = P_e \rightarrow 1 \text{ at the rate of } O(\sqrt{n_{X_a=e}}^{-1})$$

since $E[Y_{X_a=e} | \mathbf{z}]$ is sample mean.

We can repeat this after replacing $Y_{X^{ep}}$ with $Y(X^{ep})$ to demonstrate P_e .

This proves Lemma 3.

Remark. With Assumption 4, $P_e = P_e^{obs}$.

Appendix S2. Proof for Theorem 2.

Proof. Based on Definitions 4–5, when the error is correlated with X^{ep} , exposure measurement error is differential. I showed how non-Berkson type error can act like an emergent confounder in the manuscript ($\gamma_2^* \varrho_{X^{ep}, Q^{ep}|z'}$ and $\varrho_{X^{ep}, u^*|z'}$ in Section 3.3.1).

Here, I show how Berkson error type can act like an emergent confounder. For Berkson type error, $X = X^{ep} + v^B + u^B$. Consider a correct outcome model,

$$E[Y] = \beta_0 + \beta_1 X + \boldsymbol{\beta}_z' \mathbf{z}'$$

Re-write this as

$$E[Y] = \beta_0 + \beta_1 X^{ep} + \beta_1 v^B + \beta_1 u^B + \boldsymbol{\beta}_z' \mathbf{z}'$$

An incorrect model is

$$E[Y] = \beta_0^{ep} + \beta_1^{ep} X^{ep} + \boldsymbol{\beta}_z^{ep} \mathbf{z}'$$

$$\beta_1^{ep} \cong \beta_1 (1 + \varrho_{X^{ep}, v^B|z'} + \varrho_{X^{ep}, u^B|z'})$$

$\varrho_{X^{ep}, v^B|z'}$ is the regression coefficient for X^{ep} when v^B is regressed against X^{ep} and \mathbf{z}' .

$\varrho_{X^{ep}, u^B|z'}$ is the regression coefficient for X^{ep} when u^B is regressed against X^{ep} and \mathbf{z}' .

This proves Theorem 2.

Appendix S3. Proof for Theorem 3 and for Corollary

Proof for Theorem 3 and Corollary 1.

Consider measurement error models for X^{ep} and C^{ep}

$$X^{ep} = \gamma_0 + \gamma_1 X + u$$

$$C^{ep} = \gamma_0^C + \gamma_1^C C + u^C$$

Re-write them using regression,

$$X = \gamma_0^* + \gamma_1^* X^{ep} + \boldsymbol{\gamma}_{\mathbf{z}'}^* \mathbf{z}' + \varepsilon^*$$

$$C = \gamma_0^{C*} + \gamma_1^{C*} C^{ep} + \boldsymbol{\gamma}_{\mathbf{z}'}^* \mathbf{z}'^{-C} + \varepsilon^{C*}$$

Consider a correct outcome model,

$$E[Y] = \beta_0 + \beta_1 X_1 + \beta_C C + \boldsymbol{\beta}_{\mathbf{z}'} \mathbf{z}'^{-C}$$

where \mathbf{z}'^{-C} means \mathbf{z}' except for C . Rewrite this as

$$E[Y] = \beta_0 + \beta_1 \gamma_0^* + \beta_1 \gamma_1^* X^{ep} + \beta_1 \varepsilon^* + \beta_C \gamma_0^{C*} + \beta_C \gamma_1^{C*} C^{ep} + \beta_C \varepsilon^{C*} + \dots$$

Consider an incorrect outcome model,

$$E[Y] = \beta_0 + \beta_1^{ep} X_1^{ep} + \beta_C^{ep} C^{ep} + \boldsymbol{\beta}_{\mathbf{z}'}^{ep} \mathbf{z}'^{-C}$$

$$\beta_1^{ep} \cong \beta_1 (\gamma_1^* + \varrho_{X^{ep}, \varepsilon^* | C^{ep}, \mathbf{z}'^{-C}}) + \beta_C \varrho_{X^{ep}, \varepsilon^{C*} | C^{ep}, \mathbf{z}'^{-C}}$$

Residual confounding bias due to the error in C^{ep} is $\beta_C \varrho_{X^{ep}, \varepsilon^{C*} | C^{ep}, \mathbf{z}'^{-C}}$. Thus, if X^{ep} is independent of ε^{C*} given C^{ep}, \mathbf{z}'^{-C} , then the bias does not arise. If X^{ep} is a good measure of X (i.e., u is small), then because ε^{C*} is a component of C , the residual confounding would arise unless \mathbf{z}'^{-C} is sufficient. If ε^{C*} is independent of C^{ep} , C^{ep} cannot adjust for ε^{C*} so that $\varrho_{X^{ep}, \varepsilon^{C*} | C^{ep}, \mathbf{z}'^{-C}} \neq 0$ unless \mathbf{z}'^{-C} is sufficient. If C^{ep} is correlated with ε^{C*} , which implies ε^{C*} is differential (the reverse is not correct: Apply

Definition 5 to this), $\varrho_{X^{ep}, \varepsilon^{C_1^*} | C^{ep}, \mathbf{z}'^{-C}}$ may be low because C^{ep} can adjust for $\varepsilon^{C_1^*}$ to some extent.

Now, consider two confounders and error models, but they are related. Rewrite them as

$$\begin{aligned} C_1 &= \gamma_0^{C_1^*} + \gamma_1^{C_1^*} C_1^{ep} + \gamma_2^{C_1^*} C_2 + \gamma_{\mathbf{z}'}^* \mathbf{z}'^{-C} + \varepsilon^{C_1^*} \\ C_2 &= \gamma_0^{C_2^*} + \gamma_1^{C_2^*} C_2^{ep} + \gamma_{\mathbf{z}'}^* \mathbf{z}'^{-C} + \varepsilon^{C_2^*} \end{aligned}$$

Consider a correct outcome model,

$$E[Y] = \beta_0 + \beta_1 X_1 + \beta_{C_1} C_1 + \beta_{C_2} C_2 + \beta_{\mathbf{z}'} \mathbf{z}'^{-C}$$

Re-write this as

$$\begin{aligned} E[Y] &= \beta_0 + \beta_1 \gamma_0^* + \beta_1 \gamma_1^* X^{ep} + \beta_1 \varepsilon^* + \beta_{C_1} \gamma_0^{C_1^*} + \beta_{C_1} \gamma_1^{C_1^*} C_1^{ep} + \beta_{C_1} \gamma_2^{C_1^*} \gamma_0^{C_2^*} + \beta_{C_1} \gamma_2^{C_1^*} \gamma_1^{C_2^*} C_2^{ep} \\ &\quad + \beta_{C_1} \gamma_2^{C_1^*} \varepsilon^{C_2^*} + \beta_{C_1} \varepsilon^{C_1^*} + \beta_{C_2} \gamma_0^{C_2^*} + \beta_{C_2} \gamma_1^{C_2^*} C_2^{ep} + \beta_{C_2} \varepsilon^{C_2^*} + \dots \end{aligned}$$

Consider an incorrect outcome model,

$$E[Y] = \beta_0 + \beta_1^{ep} X_1^{ep} + \beta_{C_1}^{ep} C_1^{ep} + \beta_{C_2}^{ep} C_2^{ep} + \dots$$

$$\beta_1^{ep} \cong \beta_1 (\gamma_1^* + \varrho_{X^{ep}, \varepsilon^* | C^{ep}, \mathbf{z}'^{-C}}) + \beta_{C_1} \varrho_{X^{ep}, \varepsilon^{C_1^*} | C^{ep}, \mathbf{z}'^{-C}} + (\beta_{C_2} + \beta_{C_1} \gamma_2^{C_1^*}) \varrho_{X^{ep}, \varepsilon^{C_2^*} | C^{ep}, \mathbf{z}'^{-C}}$$

Residual confounding components are $\beta_{C_1} \varrho_{X^{ep}, \varepsilon^{C_1^*} | C^{ep}, \mathbf{z}'^{-C}} + (\beta_{C_2} + \beta_{C_1} \gamma_2^{C_1^*}) \varrho_{X^{ep}, \varepsilon^{C_2^*} | C^{ep}, \mathbf{z}'^{-C}}$.

If X^{ep} is independent of $\varepsilon^{C_1^*}$ and $\varepsilon^{C_2^*}$ given $C^{ep} = (C_1^{ep}, C_2^{ep})$ and \mathbf{z}'^{-C} , then the bias does not arise.

$\varrho_{X^{ep}, \varepsilon^{C_2^*} | C^{ep}, \mathbf{z}'^{-C}}$ is related to not only residual confounding with respect to C_2 but also C_1

(i.e., $\gamma_2^{C_1^*}$). If $\varepsilon^{C_2^*}$ is non-differential (meaning its independence of C_2^{ep} , C_1^{ep} , $\varepsilon^{C_1^*}$, and C_1

such that it is independent of $Y(X^{ep})$, conditioning on C^{ep} cannot mitigate

$\varrho_{X^{ep}, \varepsilon^{C_2^*} | C^{ep}, Z'^{-C}}$. If $\varepsilon^{C_2^*}$ is correlated with C_2^{ep} and C_1^{ep} , that can mitigate $\varrho_{X^{ep}, \varepsilon^{C_2^*} | C^{ep}, Z'^{-C}}$.

If $\varepsilon^{C_1^*}$ is non-differential (meaning its independence of C_1^{ep} , C_2 , and C_2^{ep} such that it is independent of $Y(X^{ep})$), conditioning on C^{ep} cannot mitigate $\beta_{C_1} \varrho_{X^{ep}, \varepsilon^{C_1^*} | C^{ep}, Z'^{-C}}$.

Otherwise, that can mitigate this to some extent. If $\varepsilon^{C_1^*}$ is small (e.g., the overall error $(\gamma_2^{C_1^*} C_2 + \varepsilon^{C_1^*})$ in C_1 heavily depends on C_2), $\varrho_{X^{ep}, \varepsilon^{C_1^*} | C^{ep}, Z'^{-C}}$ could be very small so that residual confounding with respect to C_1 may negligible.

Thus, for exchangeability, what matters is the magnitude of the errors and their structure, rather than whether the errors are simply non-differential or differential.

Proof for EC and EPC counterbalance (Corollary 2)

Consider error models,

$$X^{ep} = \gamma_0 + \gamma_1 X + \gamma_2 v + u$$

$$C^{ep} = \gamma_0^C + \gamma_1^C C + \gamma_2^C v + u^C$$

Rewrite them,

$$X = \gamma_0^* + \gamma_1^* X^{ep} + \gamma_2^* v + \gamma_{Z'}^* Z' + u^*$$

$$C = \gamma_0^{C^*} + \gamma_1^{C^*} C^{ep} + \gamma_2^{C^*} v + \gamma_{Z'}^{C^*} Z' + \varepsilon^{C^*}$$

Consider a correct outcome model,

$$E[Y] = \beta_0 + \beta_1 X_1 + \beta_C C + \beta_Z Z'^{-C}$$

Rewrite this as

$$E[Y] = \beta_0 + \beta_1\gamma_0^* + \beta_C\gamma_0^{C*} + \beta_1\gamma_1^*X^{ep} + \beta_C\gamma_1^{C*}C^{ep} + (\beta_1\gamma_2^* + \beta_C\gamma_2^{C*})v + \beta_1u^* + \beta_C\varepsilon^{C*} + \dots$$

Thus, if $(\beta_1\gamma_2^* + \beta_C\gamma_2^{C*})\varrho_{X^{ep},v|C^{ep},z'-c} + \beta_C\varrho_{X^{ep},\varepsilon^{C*}|C^{ep},z'-c} = 0$, then EC is counterbalanced by EPC, assuming u^* is completely random (i.e., $\varrho_{X^{ep},u^*|C^{ep},z'-c} = 0$). Assumption 1b holds.

Although it is difficult to find conditions for that equality, let us assume $\gamma_2^* > 0$ and $\gamma_2^{C*} > 0$, which is most likely because we would otherwise not use X^{ep} and C^{ep} . If the confounding is positive (i.e., $\beta_C > 0$ and $\varrho_{X^{ep},\varepsilon^{C*}|C^{ep},z'-c} > 0$ OR $\beta_C < 0$ and $\varrho_{X^{ep},\varepsilon^{C*}|C^{ep},z'-c} < 0$) and if $\beta_1 > 0$, $\varrho_{X^{ep},v|C^{ep},z'-c}$ must be negative for the equality.

If we say that v is a standardized variable and $\gamma_2 > 0$ such that $\varrho_{X^{ep},v|C^{ep},z'-c} > 0$, then the direction of β_1 and β_C should differ or if the direction is identical, then

$\beta_C\varrho_{X^{ep},\varepsilon^{C*}|C^{ep},z'-c}$ must be the opposite direction of $(\beta_1\gamma_2^* + \beta_C\gamma_2^{C*})\varrho_{X^{ep},v|C^{ep},z'-c}$. Thus, the confounding must be negative (i.e., $\beta_C > 0$ and $\varrho_{X^{ep},\varepsilon^{C*}|C^{ep},z'-c} < 0$ OR $\beta_C < 0$ and $\varrho_{X^{ep},\varepsilon^{C*}|C^{ep},z'-c} > 0$).

When v is controlled for, then, only $\beta_C\varrho_{X^{ep},\varepsilon^{C*}|C^{ep},z'-c}$ would remain. If $\beta_C\varrho_{X^{ep},\varepsilon^{C*}|C^{ep},z'-c} \approx 0$, Assumption 1b would hold. This may be like when C is a weak confounder and/or is not or loosely correlated with X and/or X is measured with large error unrelated to C and C^{ep} . Note that $\beta_C\varrho_{X^{ep},\varepsilon^{C*}|C^{ep},z'-c}$ must be low compared to β_1 . This does not mean a low

absolute value (e.g., $\beta_C \varrho_{X^{ep}, \varepsilon^{C^*} | C^{ep}, \mathbf{z}'-C} = 0.001$ is not regarded as nearly zero when $\beta_1 = 0.001$)

Remark. When confounder measurement error exists, without a validation data, it may be challenging to ensure Assumption 1b. In such cases, it may be desirable to consider conditions that can improve the soundness of epidemiological analyses. As shown in Section 3.4 in the manuscript, when PE holds, with LEA, for linear type errors, $AEE(X^{ep} | \mathbf{z}) = \beta_1 \gamma_1^*$ for 1-unit increase in X^{ep} where $AEE(X | \mathbf{z}) = \beta_1$ for 1-unit increase in X . Conditions that will be introduced does not imply Assumption 1b but may improve the robustness of epidemiological analyses.

When we know $0 < \gamma_1 < 1$ based on an external validation study or extant literature reporting the regression coefficient of X against X^{ep} , we may wish to find conditions for the following inequality:

$$\beta_1 \gamma_1^* + (\beta_1 \gamma_2^* + \beta_C \gamma_2^{C^*}) \varrho_{X^{ep}, v | C^{ep}, \mathbf{z}'-C} + \beta_C \varrho_{X^{ep}, \varepsilon^{C^*} | C^{ep}, \mathbf{z}'-C} \leq \beta_1 \gamma_1^*$$

assuming u^* is completely random not to be overconfident. $0 < \gamma_1 < 1$ implies $\gamma_1^* \geq 1$.

Thus,

$$\beta_1 \gamma_1^* + (\beta_1 \gamma_2^* + \beta_C \gamma_2^{C^*}) \varrho_{X^{ep}, v | C^{ep}, \mathbf{z}'-C} + \beta_C \varrho_{X^{ep}, \varepsilon^{C^*} | C^{ep}, \mathbf{z}'-C} \leq \beta_1 \gamma_1^*$$

$$(\beta_1 \gamma_2^*) \varrho_{X^{ep}, v | C^{ep}, \mathbf{z}'-C} \leq -\beta_C \gamma_2^{C^*} \varrho_{X^{ep}, v | C^{ep}, \mathbf{z}'-C} - \beta_C \varrho_{X^{ep}, \varepsilon^{C^*} | C^{ep}, \mathbf{z}'-C}$$

$$(\beta_1 \gamma_2^*) \varrho_{X^{ep}, v | C^{ep}, \mathbf{z}'-C} + \beta_C \gamma_2^{C^*} \varrho_{X^{ep}, v | C^{ep}, \mathbf{z}'-C} \leq -\beta_C \varrho_{X^{ep}, \varepsilon^{C^*} | C^{ep}, \mathbf{z}'-C}$$

$$(\beta_1 \gamma_2^* + \beta_C \gamma_2^{C^*}) \varrho_{X^{ep}, v | C^{ep}, \mathbf{z}'-C} \leq -\beta_C \varrho_{X^{ep}, \varepsilon^{C^*} | C^{ep}, \mathbf{z}'-C}$$

When v is controlled for, the left side of the inequality would be zero, finally,

$$0 \leq -\beta_c \varrho_{X^{ep}, \varepsilon^{c^*} | C^{ep}, \mathbf{z}'-c}$$

This implies that the confounding must be negative. For example, when a confounder is a risk factor (i.e., $\beta_c > 0$), then the correlation between the exposure and a confounder must be negative. When a confounder is protective ($\beta_c < 0$), the correlation must be positive.

When we know $\gamma_1 \geq 1$, then, $0 < \gamma_1^* < 1$. We may wish to find conditions for

$$\beta_1 \gamma_1^* + (\beta_1 \gamma_2^* + \beta_c \gamma_2^{c^*}) \varrho_{X^{ep}, v | C^{ep}, \mathbf{z}'-c} + \beta_c \varrho_{X^{ep}, \varepsilon^{c^*} | C^{ep}, \mathbf{z}'-c} \geq \beta_1 \gamma_1^*$$

not to be underconfident. Then,

$$0 \geq -\beta_c \varrho_{X^{ep}, \varepsilon^{c^*} | C^{ep}, \mathbf{z}'-c}$$

This implies that the confounding must be positive.

If $-\beta_c \varrho_{X^{ep}, \varepsilon^{c^*} | C^{ep}, \mathbf{z}'-c} \cong 0$, Assumption 1b would hold.

We may also wish to know when

$\beta_1 \gamma_1^* + (\beta_1 \gamma_2^* + \beta_c \gamma_2^{c^*}) \varrho_{X^{ep}, v | C^{ep}, \mathbf{z}'-c} + \beta_c \varrho_{X^{ep}, \varepsilon^{c^*} | C^{ep}, \mathbf{z}'-c} \leq \beta_1$ could be achieved, not to be overconfident.

When v is controlled for, $\beta_1(\gamma_1^* - 1) + \beta_c \varrho_{X^{ep}, \varepsilon^{c^*} | C^{ep}, \mathbf{z}'-c} \leq 0$.

$$\frac{(1 - \gamma_1^*)}{\varrho_{X^{ep}, \varepsilon^{c^*} | C^{ep}, \mathbf{z}'-c}} \geq \frac{\beta_c}{\beta_1}$$

Recall $0 < \gamma_1^* < 1$. This implies when a confounder is a strong risk factor (i.e., $\beta_C > \beta_1$), $\varrho_{X^{ep}, \varepsilon^{C^*} | C^{ep}, \mathbf{z}' - C}$ must be positive and very small. This means that the confounding must be positive, and the confounding measurement error should be very small and/or not be highly correlated with X . If X^{ep} is a very good measure and C is highly correlated with X , C^{ep} must be a very good measure too. If X^{ep} is a poor measure, then γ_1^* would be small, then the confounding measurement error could be large. This means that if confounding measurement error is of a concern, a poor measure of X may be an alternative although this may cause $0 < AEE(X^{ep} | \mathbf{z}) \ll AEE(X | \mathbf{z})$ and more sample size may be needed. If $\beta_C < \beta_1$, there would be more margin in $\varrho_{X^{ep}, \varepsilon^{C^*} | C^{ep}, \mathbf{z}' - C}$. Thus, overall, if potential confounding is expected to be large, confounder measurement error should be small. If X^{ep} is a good measure of X , C^{ep} should be a good measure of C too. If X^{ep} is a poor measure, the risk of residual confounding may be low.

Appendix S4. Transformation of Eqs. 1a and 1b in Certain Conditions.

Risk difference

Recall

$$E \left[Y_{X_{ind}=g^{-1}(e_T+\delta)+u} - Y_{X_{ref}=g^{-1}(e_T)+u} | \mathbf{z} \right] = P_e^2 (E[Y_{X_{ind}=e_T+\delta} | X_{ind}^{ep} = g^{-1}(e_T + \delta) + u, X_{ref}^{ep} = g^{-1}(e_T) + u, \mathbf{z}] - E[Y_{X_{ref}=e_T} | X_{ind}^{ep} = g^{-1}(e_T + \delta) + u, X_{ref}^{ep} = g^{-1}(e_T) + u, \mathbf{z}])$$

(Appendix S1)

For linear type error models, $X^{ep} = \gamma_0 + \gamma_1 X + v + u$, with LEA, when $E[Y] = \beta_0 + \beta_1 X + \beta_z \mathbf{z}$,

$$AEE(X^{ep} | \mathbf{z}) = E \left[Y_{X_{ind}=e+\delta} - Y_{X_{ref}=e} | \mathbf{z} \right] = \frac{P_e^2}{\gamma_1} \left(E[Y_{X_{ind}=e+\delta} | X_{ref}^{ep}, \mathbf{z}] - E[Y_{X_{ref}=e} | X_{ref}^{ep}, \mathbf{z}] \right) = \frac{P_e^2}{\gamma_1} AEE(X | \mathbf{z})$$

Because

$$\begin{aligned} & E \left[Y_{X_{ind}=\frac{e+\delta-\gamma_0-v-u}{\gamma_1}} | X_{ref}^{ep}, \mathbf{z} \right] - E \left[Y_{X_{ref}=\frac{e-\gamma_0-v-u}{\gamma_1}} | X_{ref}^{ep}, \mathbf{z} \right] \\ &= \beta_0 + \beta_1 \frac{e + \delta - \gamma_0 - v - u}{\gamma_1} + \beta_z \mathbf{z} - \left(\beta_0 + \beta_1 \frac{e - \gamma_0 - v - u}{\gamma_1} + \beta_z \mathbf{z} \right) = \frac{\beta_1 \delta}{\gamma_1} \\ & P_e^2 \left(E \left[Y_{X_{ind}=\frac{e+\delta-\gamma_0-v-u}{\gamma_1}} | X_{ref}^{ep}, \mathbf{z} \right] - E \left[Y_{X_{ref}=\frac{e-\gamma_0-v-u}{\gamma_1}} | X_{ref}^{ep}, \mathbf{z} \right] \right) = P_e^2 \frac{\beta_1 \delta}{\gamma_1} = \frac{P_e^2}{\gamma_1} AEE(X | \mathbf{z}) \\ & AEE(X | \mathbf{z}) = E[Y_{X_{ind}=e+\delta} | \mathbf{z}] - E[Y_{X_{ref}=e} | \mathbf{z}] = \beta_1 \delta \end{aligned}$$

For Berkson error, $P_e^2 = 1$ and put $\gamma_1 = 1$ (Lemma 3)

Risk ratio

$$\text{Recall } \log \left(\frac{E[Y_{X_{ind}=g^{-1}(e_T+\delta)+u}|X^{ep}, \mathbf{z}]}{E[Y_{X_{ref}=g^{-1}(e_T)+u}|X^{ep}, \mathbf{z}]} \right) = p_e^2 \log \left(\frac{E[Y_{X_{ind}=e_T+\delta}|X^{ep}, \mathbf{z}]}{E[Y_{X_{ref}=e_T}|X^{ep}, \mathbf{z}]} \right) \text{ (Appendix S1)}$$

For linear type error models, with LEA, suppose a logistic or log-linear outcome model, where h is logistic or log-link function.

$$E[Y] = h^{-1}(\beta_0 + \beta_1 X + \boldsymbol{\beta}_z \mathbf{z})$$

$$E[Y_{X_{ind}}] = h^{-1}(\beta_0 + \beta_1 \frac{e + \delta - \gamma_0 + u}{\gamma_1} + \boldsymbol{\beta}_z \mathbf{z})$$

$$E[Y_{X_{ref}}] = h^{-1}(\beta_0 + \beta_1 \frac{e - \gamma_0 + u}{\gamma_1} + \boldsymbol{\beta}_z \mathbf{z})$$

$$\frac{E[Y_{X_{ind}}]}{E[Y_{X_{ref}}]} = \frac{h^{-1}(\beta_0 + \beta_1 \frac{e + \delta - \gamma_0 + u}{\gamma_1} + \boldsymbol{\beta}_z \mathbf{z})}{h^{-1}(\beta_0 + \beta_1 \frac{e - \gamma_0 + u}{\gamma_1} + \boldsymbol{\beta}_z \mathbf{z})}$$

If h is log,

$$\log \left(\frac{E[Y_{X_{ind}=\frac{e+\delta-\gamma_0-v-u}{\gamma_1}}]}{E[Y_{X_{ref}=\frac{e-\gamma_0-v-u}{\gamma_1}}]} \right) = \log \left(\frac{\exp(\beta_0 + \beta_1 \frac{e + \delta - \gamma_0 - v - u}{\gamma_1} + \boldsymbol{\beta}_z \mathbf{z})}{\exp(\beta_0 + \beta_1 \frac{e - \gamma_0 - v - u}{\gamma_1} + \boldsymbol{\beta}_z \mathbf{z})} \right) = \frac{\beta_1 \delta}{\gamma_1}$$

$$= \frac{\log \left(\frac{E[Y_{X_{ind}=e+\delta}]}{E[Y_{X_{ref}=e}]} \right)}{\gamma_1}$$

If h is logit,

$$\log \left(\frac{E \left[Y_{X_{ind}=\frac{e+\delta-\gamma_0-v-u}{\gamma_1}} \right]}{E \left[Y_{X_{ref}=\frac{e-\gamma_0-v-u}{\gamma_1}} \right]} \right) = \log \left(\frac{\frac{\exp \left(\beta_0 + \beta_1 \frac{e+\delta-\gamma_0-v-u}{\gamma_1} + \boldsymbol{\beta}_z \mathbf{z} \right)}{1 + \exp \left(\beta_0 + \beta_1 \frac{e+\delta-\gamma_0-v-u}{\gamma_1} + \boldsymbol{\beta}_z \mathbf{z} \right)}}{\frac{\exp \left(\beta_0 + \beta_1 \frac{e-\gamma_0-v-u}{\gamma_1} + \boldsymbol{\beta}_z \mathbf{z} \right)}{1 + \exp \left(\beta_0 + \beta_1 \frac{e-\gamma_0-v-u}{\gamma_1} + \boldsymbol{\beta}_z \mathbf{z} \right)}} \right)$$

$$= \frac{\beta_1 \delta}{\gamma_1} + \log \left(\frac{1 + \exp \left(\beta_0 + \beta_1 \frac{e-\gamma_0-v-u}{\gamma_1} + \boldsymbol{\beta}_z \mathbf{z} \right)}{1 + \exp \left(\beta_0 + \beta_1 \frac{e+\delta-\gamma_0-v-u}{\gamma_1} + \boldsymbol{\beta}_z \mathbf{z} \right)} \right) \approx \frac{\beta_1 \delta}{\gamma_1} \approx \frac{\log \left(\frac{E[Y_{X_{ind}=e+\delta}]}{E[Y_{X_{ref}=e}]} \right)}{\gamma_1}$$

because $\frac{1 + \exp \left(\beta_0 + \beta_1 \frac{e-\gamma_0-v-u}{\gamma_1} + \boldsymbol{\beta}_z \mathbf{z} \right)}{1 + \exp \left(\beta_0 + \beta_1 \frac{e+\delta-\gamma_0-v-u}{\gamma_1} + \boldsymbol{\beta}_z \mathbf{z} \right)} \approx 1$

Finally,

$$\log(AEE(X^{ep}|\mathbf{z})) \cong \frac{P_e^2}{\gamma_1} \log \left(\frac{E[Y_{X_{ind}=e+\delta}|X^{ep}, \mathbf{z}]}{E[Y_{X_{ref}=e}|X^{ep}, \mathbf{z}]} \right) = \frac{P_e^2}{\gamma_1} \log \left(\frac{E[Y(X_{ind} = e + \delta)|X^{ep}, \mathbf{z}]}{E[Y(X_{ref} = e)|X^{ep}, \mathbf{z}]} \right)$$

$$\cong \frac{P_e^2}{\gamma_1} \log(AEE(X|\mathbf{z}))$$

For Berkson error, $P_e^2 = 1$ and put $\gamma_1 = 1$ (Lemma 3)

Appendix S5. γ_1^* in the presence of differential error.

For linear type error, $X^{ep} = \gamma_0 + \gamma_1 X + \varepsilon$ where $\varepsilon = v + u$. Re-write this in the form of,

$$X = \gamma_0^* + \gamma_1^* X^{ep} + \gamma_z^* \mathbf{z} + \varepsilon^*$$

$$\begin{aligned} \gamma_1^* &= \frac{\text{Cov}(X, X^{ep} | \mathbf{z})}{V(X^{ep} | \mathbf{z})} = \frac{\text{Cov}(X, \gamma_0 + \gamma_1 X + \varepsilon | \mathbf{z})}{V(\gamma_0 + \gamma_1 X + \varepsilon | \mathbf{z})} = \frac{\text{Cov}(X, \gamma_1 X | \mathbf{z}) + \text{Cov}(X, \varepsilon | \mathbf{z})}{V(\gamma_0 + \gamma_1 X + \varepsilon | \mathbf{z})} \\ &= \frac{\gamma_1 V(X | \mathbf{z}) + \text{Cov}(X, \varepsilon | \mathbf{z})}{\gamma_1^2 V(X | \mathbf{z}) + \gamma_1 \text{Cov}(X, \varepsilon | \mathbf{z}) + V(\varepsilon | \mathbf{z})} = \frac{\gamma_1 V(X | \mathbf{z}) + \frac{\text{Cov}(X, \varepsilon | \mathbf{z}) V(X | \mathbf{z})}{V(X | \mathbf{z})}}{\gamma_1^2 V(X | \mathbf{z}) + \gamma_1 \text{Cov}(X, \varepsilon | \mathbf{z}) + V(\varepsilon | \mathbf{z})} \\ &= \frac{\gamma_1 V(X | \mathbf{z}) + \varrho_{X, \varepsilon | \mathbf{z}} V(X | \mathbf{z})}{\gamma_1^2 V(X | \mathbf{z}) + \gamma_1 \text{Cov}(X, \varepsilon | \mathbf{z}) + V(\varepsilon | \mathbf{z})} = \frac{(\gamma_1 + \varrho_{X, \varepsilon | \mathbf{z}}) V(X | \mathbf{z})}{\gamma_1^2 V(X | \mathbf{z}) + \gamma_1 \text{Cov}(X, \varepsilon | \mathbf{z}) + V(\varepsilon | \mathbf{z})} \\ &= \frac{(\gamma_1 + \varrho_{X, \varepsilon | \mathbf{z}}) V(X | \mathbf{z})}{V(X^{ep} | \mathbf{z})} \end{aligned}$$

As shown, $P_{RD} = P_e^2 = \gamma_1^* \gamma_1$.

$$P_{RD} = \gamma_1^* \gamma_1 = \frac{(\gamma_1^2 + \gamma_1 \varrho_{X, \varepsilon | \mathbf{z}}) V(X | \mathbf{z})}{V(X^{ep} | \mathbf{z})} = \frac{V(\gamma_0 + (\gamma_1 + \sqrt{\gamma_1 \varrho_{X, \varepsilon | \mathbf{z}}}) X | \mathbf{z})}{V(X^{ep} | \mathbf{z})}$$

Appendix S6. Extension for Non-Linear Effects

Suppose a linear type error model: $X^{ep} = \gamma_0 + \gamma_1 X + u$.

Suppose a correct model $E[Y] = \beta_0 + \beta_1 X + \beta_2 X^2 + \boldsymbol{\beta}_z \mathbf{z}$

Re-write a correct model, with a re-written linear error model ($X = \gamma_0^* + \gamma_1^* X^{ep} + \boldsymbol{\gamma}_z^* \mathbf{z} + u^*$)

$$\begin{aligned} E[Y] &= \beta_0 + \beta_1 \gamma_0^* + \beta_1 \gamma_1^* X^{ep} + \beta_1 \boldsymbol{\gamma}_z^* \mathbf{z} + \beta_1 u^* + \beta_2 \gamma_0^{*2} + \beta_2 \gamma_1^{*2} X^{ep2} + \beta_2 u^{*2} + 2\beta_2 \gamma_0^* \gamma_1^* X^{ep} \\ &\quad + 2\beta_2 \gamma_1^* X^{ep} u^* + 2\beta_2 \gamma_0^* u^* + \boldsymbol{\beta}_z \mathbf{z} + \beta_2 \boldsymbol{\gamma}_z^{*2} \mathbf{z}^2 + 2\beta_2 \gamma_0^* \boldsymbol{\gamma}_z^* \mathbf{z} + 2\beta_2 \gamma_1^* \boldsymbol{\gamma}_z^* X^{ep} \mathbf{z} \\ &\quad + 2\beta_2 \boldsymbol{\gamma}_z^* \mathbf{z} u^* \\ &= \dots + (\beta_1 \gamma_1^* + 2\beta_2 \gamma_0^* \gamma_1^* + 2\beta_2 \gamma_1^* \boldsymbol{\gamma}_z^* \mathbf{z} + 2\beta_2 \gamma_1^* \boldsymbol{\gamma}_z^* \mathbf{z}) X^{ep} + \beta_2 \gamma_1^{*2} X^{ep2} + \dots \end{aligned}$$

Note $2\beta_2 \gamma_1^* \boldsymbol{\gamma}_z^* X^{ep} \mathbf{z}$, which is interaction between \mathbf{z} and X^{ep} . So, when an incorrect model

$E[Y] = \beta_0 + \bar{\beta}_1^{ep} X^{ep} + \beta_2^{ep} X^{ep2} + \boldsymbol{\beta}_z^{ep} \mathbf{z} + \beta_{INT}^{ep} \mathbf{z} X^{ep}$ is fit and u^* approximately follows normal distribution,

$$\bar{\beta}_1^{ep} \cong \beta_1 \gamma_1^* + 2\beta_2 \gamma_0^* \gamma_1^*$$

$$\beta_2^{ep} \cong \beta_2 \gamma_1^{*2}$$

Thus, γ_0^* is cumbersome. To make it zero, consider a new correct model, $E[Y] = \beta_0 + \beta_1 \tilde{X} + \beta_2 \tilde{X}^2 + \boldsymbol{\beta}_z \mathbf{z}$ where $\tilde{X} = X - E[X]$. Also, $\tilde{v}^* = v^* - E[v^*]$ and the same operation for \mathbf{z}' . Also consider $\tilde{X}^{ep} = X^{ep} - E[X^{ep}]$. Then, $\tilde{X}^{ep} = \gamma_1 \tilde{X} + \tilde{\varepsilon}$ and $\tilde{X} = \gamma_1^* \tilde{X}^{ep} + \boldsymbol{\gamma}_z^* \tilde{\mathbf{z}} + \tilde{\varepsilon}^*$. Since this transformation does not change coefficients in the correct model and the error model, $\bar{\beta}_1^{ep} \cong \beta_1 \gamma_1^*$.

As shown in Appendix S1,

$$AEE(X_{ind}^{ep} = g^{-1}(e_T + \delta) + u, X_{ref}^{ep} = g^{-1}(e_T) + u)$$

$$= P_{RD} \left(E[Y_{X_{ind}=e_T+\delta} | X_{ind}^{ep} = g^{-1}(e_T + \delta) + u, X_{ref}^{ep} = g^{-1}(e_T) + u, \mathbf{z}] - \right.$$

$$\left. E[Y_{X_{ref}=e_T} | X_{ind}^{ep} = g^{-1}(e_T + \delta) + u, X_{ref}^{ep} = g^{-1}(e_T) + u, \mathbf{z}] \right) \text{ (Lemma 2)}$$

Let $e_T + \delta = e$. Recall, $\tilde{X}^{ep} = \gamma_1 \tilde{X} + \tilde{\varepsilon}$. Let $\tilde{X}_{ind}^{ep} = e + \delta$ and then, $\tilde{X}_{ind} = \frac{e+\delta-\varepsilon}{\gamma_1}$. ε is

nuisance in the expectation, so it is convenient to use $\tilde{X}_{ind} = \frac{e+\delta}{\gamma_1}$ as below:

$$E \left[Y_{\tilde{X}_{ind}=\frac{e+\delta}{\gamma_1}} | \tilde{X}_{ref}^{ep}, \mathbf{z} \right] - E \left[Y_{\tilde{X}_{ref}=\frac{e}{\gamma_1}} | \tilde{X}_{ref}^{ep}, \mathbf{z} \right] = \frac{\beta_1 \delta}{\gamma_1} + \frac{\beta_2 (\delta^2 + 2e\delta)}{\gamma_1^2}$$

$$E \left[Y_{\tilde{X}_{ind}^{ep}=e+\delta} | \tilde{X}_{ind}^{ep}, \mathbf{z} \right] - E \left[Y_{\tilde{X}_{ref}^{ep}=e} | \tilde{X}_{ref}^{ep}, \mathbf{z} \right] = \beta_1^{ep} \delta + \beta_2^{ep} (\delta^2 + 2e\delta)$$

Thus,

$$\beta_1^{ep} \delta + \beta_2^{ep} (\delta^2 + 2e\delta) = \frac{P_{RD}}{\gamma_1} (\beta_1 \delta + \beta_2 (\delta^2 + 2e\delta))$$

By decomposing $AEE(\tilde{X}|\mathbf{z})$ to $AEE_1(\tilde{X}|\mathbf{z}) = \beta_1$ and $AEE_2(\tilde{X}|\mathbf{z}) = \beta_2$,

$$AEE(\tilde{X}^{ep}|\mathbf{z}) = \frac{P_{RD}}{\gamma_1} AEE_1(\tilde{X}|\mathbf{z}) + \frac{P_{RD}}{\gamma_1^2} AEE_2(\tilde{X}|\mathbf{z})$$

Replace \tilde{X}^{ep} with $X^{ep} = \tilde{X}^{ep} + E[X^{ep}]$, which does not affect the consequence. As

shown in the manuscript, for $\frac{P_{RD}}{\gamma_1} AEE_1(\tilde{X}|\mathbf{z})$, $P_{RD} = R_{X^{ep}, X}^2$. For $\frac{P_{RD}}{\gamma_1^2} AEE_2(\tilde{X}|\mathbf{z})$, recall that

this is for $\beta_2 X^2$. Thus, $\frac{P_{RD}}{\gamma_1^2} = \frac{V((\gamma_0 + \gamma_1 X)^2)}{V(X^{ep^2})}$. The numerator and denominator are related to

the first four moments of the distribution.

If the error is Berkson error, $P_{RD} = 1$ and put $\gamma_1 = 1$.

Appendix S7. Autocorrelation-Related Error models

Consider an error model: $X_1^{ep} = \gamma_0 + \gamma_1 X_1 + \gamma_2 X_2 + \dots + \gamma_L X_L + \varepsilon$ where X_l is a spatial or temporal lagged variable, explaining autocorrelation of X_1^{ep} . Re-write this as

$$\frac{X_1^{ep} - \gamma_2 X_2 - \dots - \gamma_L X_L - \varepsilon}{\gamma_1} = X_1$$

ε is nuisance. This is nuisance in expectation. So, it is convenient to write,

$$\frac{X_1^{ep} - \gamma_2 X_2 - \dots - \gamma_L X_L}{\gamma_1} = X_1$$

Put $e + \delta$ or e to X_1^{ep}

$$X_{ind} = \frac{e + \delta - \gamma_2 X_2 - \dots - \gamma_L X_L}{\gamma_1}$$

$$X_{ref} = \frac{e - \gamma_2 X_2 - \dots - \gamma_L X_L}{\gamma_1}$$

Put a to X_l for $l \geq 2$

$$X_{ind} = \frac{e + \delta - (\gamma_2 + \dots + \gamma_L)a}{\gamma_1}$$

$$X_{ref} = \frac{e - (\gamma_2 + \dots + \gamma_L)a}{\gamma_1}$$

Consider $E[Y] = \beta_0 + \beta_1 X + \beta_z \mathbf{z}'$

$$E \left[Y_{X_{ind} = \frac{e + \delta - (\gamma_2 + \dots + \gamma_L)a}{\gamma_1}} | X_{ref}^{ep}, \mathbf{z} \right] - E \left[Y_{X_{ref} = \frac{e - (\gamma_2 + \dots + \gamma_L)a}{\gamma_1}} | X_{ref}^{ep}, \mathbf{z} \right] = \frac{\beta_1 \delta}{\gamma_1}$$

$$E[Y_{X_{ind} = e + \delta} | X_{ref}^{ep}, \mathbf{z}] - E[Y_{X_{ref} = e} | X_{ref}^{ep}, \mathbf{z}] = \beta_1^{ep} \delta$$

As shown in Appendix S6,

$$AEE(X^{ep} | \mathbf{z}) = \frac{P_{RD}}{\gamma_1} AEE(X | \mathbf{z})$$

The consequence is identical. As may have noticed, in place of $\gamma_2 X_2 + \cdots + \gamma_L X_L$, other variables can be put. Recall ν in the manuscript.

Appendix S8. Test for the Highest Power in Polynomial Regression

Recall Appendix S6. We extend this for q -th polynomials.

Suppose a correct model $E[Y] = \beta_0 + \beta_1 X + \beta_2 X^2 + \dots + \beta_q X^q + \beta_z \mathbf{z}$ and an incorrect model, $Y = \beta_0^{ep} + \beta_1^{ep} X^{ep} + \beta_2^{ep} X^{ep2} + \dots + \beta_q^{ep} X^{epq} + \beta_z^{ep} \mathbf{z}$. Consider a re-written linear error model ($X = \gamma_0^* + \gamma_1^* X^{ep} + \gamma_z^* \mathbf{z} + u^*$) (Appendix S6) and rewriting the correct outcome model. For the highest power, it is obvious

$$\beta_q^{ep} = \beta_q \gamma_1^{*q}$$

there are no missing parameters affecting β_q^{ep} so that this is robust. There will be many missing parameters affecting β_w^{ep} of the lower powers w , making β_w^{ep} variable. Also,

$$E \left[Y_{X_{ind}=\frac{e+\delta}{\gamma_1}} | X_{ref}^{ep}, \mathbf{z} \right] - E \left[Y_{X_{ref}=\frac{e}{\gamma_1}} | X_{ref}^{ep}, \mathbf{z} \right] = \dots + \frac{\beta_q (\delta^q + \sum_{k=1}^{q-1} \binom{q-1}{k} e^{q-k} \delta^k)}{\gamma_1^q}$$

$$E \left[Y_{X_{ind}=e+\delta} | X_{ref}^{ep}, \mathbf{z} \right] - E \left[Y_{X_{ref}=e} | X_{ref}^{ep}, \mathbf{z} \right] = \dots + \beta_q^{ep} (\delta^q + \sum_{k=1}^{q-1} \binom{q-1}{k} e^{q-k} \delta^k)$$

For simplicity, the error term in an error model was omitted because this is nuisance in the expectation. We are interested in only the highest power. So,

$$AEE_q(X^{ep} | \mathbf{z}) = \frac{P_{RD}}{\gamma_1^q} AEE_q(X | \mathbf{z}) \geq \frac{(R_{X^{ep}, X}^2)^q}{\gamma_1^q} AEE_q(X | \mathbf{z})$$

Note. No need to transform X^{ep} to \tilde{X}^{ep} .