

PICKING WATERMARKS FROM NOISE (PWFN): AN IMPROVED ROBUST WATERMARKING MODEL AGAINST INTENSIVE DISTORTIONS

Sijing Xie, Chengxin Zhao, Nan Sun, Wei Li, Hefei Ling*

{xiesijing, zhaochengxin, sunnan, lhefei}@hust.edu.cn, {weili.cs}@ncu.edu.cn

ABSTRACT

Digital watermarking is the process of embedding secret information by altering images in a way that is undetectable to the human eye. To increase the robustness of the model, many deep learning-based watermarking methods use the encoder-decoder architecture by adding different noises to the noise layer. The decoder then extracts the watermarked information from the distorted image. However, this method can only resist weak noise attacks. To improve the robustness of the algorithm against stronger noise, this paper proposes to introduce a denoise module between the noise layer and the decoder. The module is aimed at reducing noise and recovering some of the information lost during an attack. Additionally, the paper introduces the SE module to fuse the watermarking information pixel-wise and channel dimensions-wise, improving the encoder's efficiency. Experimental results show that our proposed method is comparable to existing models and outperforms state-of-the-art under different noise intensities. In addition, ablation experiments show the superiority of our proposed module.

Index Terms— neural network, robust watermarking, image denoise

1. INTRODUCTION

Digital watermarking is a crucial aspect of information security, serving as the primary method for copyright protection, leakage traceability, and proactive forensics[1] [2]. This technology allows for the embedding of specified information in images, text, and video carriers, which can be extracted when necessary to identify the ownership of the work. Watermarked images are frequently subject to intentional or unintentional attacks during dissemination, which can result in image distortion. These distorted images may cause the failure of watermark extraction. There are digital watermarking methods with higher robustness that can solve this problem. Some existing methods have already achieved a certain degree of robustness. However, these methods are only resistant to certain weak noise attacks and may not meet the requirements for practical use.

*Corresponding author



Fig. 1. Our approach embeds the given message into the image with enhanced robustness and better visual quality. (a)original images,(b)encoded images,(c) residual images.

To improve the robustness of watermarking algorithms, we introduce the denoise module to the existing encoder-noise-decoder framework, which we call PWFN. It performs denoising on the distorted image that enters the decoder first. The denoising operation can recover the distorted image to some extent. From this idea, we innovatively introduce the denoise module into the watermarking task and achieve higher decoding accuracy by using the recovered image for watermark extraction.

In addition, the encoder makes use of the SE module[3] to improve the coupling of the watermark information with the carrier image, resulting in improved robustness and visual quality. By optimizing the encoder embedding the message methods and introducing a new denoising module into the network, we aim to reduce the impact of noise on the watermark image, thereby further improving decoding accuracy.

Our primary contributions are as follows:

- The watermark embedding framework was enhanced by incorporating a denoise module into the network. This module restores degraded images, transforming the watermark robustness task into a denoise task.

- To improve the coupling of the container image and watermark information, we suggest a coding approach that combines the pixel and channel dimensions.
- Compared to the existing SOTA methods, our approach achieves comparable results under low noise intensity and surpasses SOTA models as noise intensity increases, demonstrating superior visual quality.

2. RELATED WORK

2.1. Deep learning Digital Watermarking

Deep learning has shown great strength in the field of watermarking. Zhang et al. [4] proposed an end-to-end deep learning framework for watermark embedding. The model improves the robustness by adding different types of noise to the layers through a noise layer in the encoder and a noise layer in the decoder. MBRS [5] proposes a novel method by alternately training real JPEG, simulated JPEG, and distortion-free images in a mini-batch method to improve the real JPEG robustness. Hao et al. [6] propose to use high-pass filtering before the discriminator input to force the model to embed the watermark information in the low and mid-frequency regions of the image to improve the robustness of the model. Arwgan [7] proposes to add an attention mechanism (AM) to make the model pay attention to the robustness area of an image and a feature fuse module (FFM) to the encoder to fuse the watermark information and container image feature to improve the robustness of the model future.

These deep learning methods are all based on END architecture model design, and the core of their processing is to modify the encoder and noiser layers to obtain a more robust watermarking model, ignoring the design that can be done between the distorted image and the decoder.

2.2. Image Denoising

Image denoising and restoration is a very popular task in the field of computer vision and has attracted the attention of many researchers with the aim of restoring images after distortion. Traditional image denoising methods use the local similarity of the image to perform the restoration operation. BM3d [8] proposes a traditional image denoising algorithm based on block matching, which reduces the noise level by performing a chunking operation on the image using the similarity between the chunks of the image. NLMeans [9] reduces the noise level by using the non-local similarity in the graph.

DnCNN [10], as a classical deep denoising model, achieves good denoising results by using CNN to learn the noise features of an image. Unet network is trained by successive downsampling and upsampling to obtain clean images. Noise2Noise [11] proposes a self-supervised image denoising method that can be trained without clean image labels and learns the denoising network only by using pairs of noisy

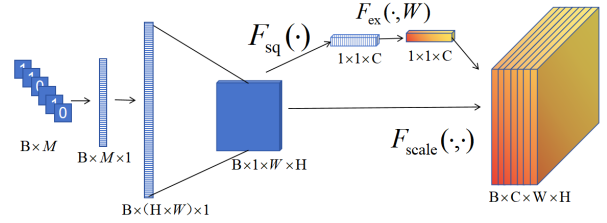


Fig. 2. Mixes the pixel-wise and channel-wise information of the watermark, where $F_{sq}(\cdot)$, $F_{ex}(\cdot)$ and $F_{scale}(\cdot)$ means the squeezing, excitation, and scaling operation respectively.

images for training to learn the denoising network. Pix2Pix [12] introduces adversarial generative networks to the task of image denoising by training generators and discriminators to learn the denoising mapping of an image. Image denoising can reduce some of the distortion caused by noise.

3. METHODS

In this section we propose an improved robust watermarking model against intensive distortions named **pkng** watermarks from noise (PWFN), which innovatively introduces a SE-encoder and a denoiser module, as shown in figure ?? . Each module of the method is depicted in more detail below.

3.1. Encoder

The role of the encoder is to embed the watermark information W' into the original image. In order to obtain a high visual quality carrier image, the generated result of the network is constrained by designing the loss function $L_{encoder}$. The equation is defined below:

$$L_{encoder} = MSE(I_{en}, I_{ori}) \quad (1)$$

Where $MSE(\cdot)$ is the mean square error, I_{en} is the carrier image, and I_{ori} is the original image. In order to further improve the ability of the encoder to embed the container image, we improve the original encoder structure and propose a hybrid embedding method of pixel-wise and channel-wise, which can better realize the coupling of carrier image and watermark information. It can reduce the embedding of redundant watermark information and improve the visual quality of the network. Its design is shown in Fig 3.

$$W' = SE(Linear(W)) \quad (2)$$

Firstly, linear transform is used to realize the dispersion process of watermark information $W \in R^{B \times M \times 1}$, which will generate a 16×16 vector $W' \in R^{B \times 1 \times H \times W}$, and then for this feature SE module is used to process the watermark information in the channel dimension, and the feature with mixed processing of pixel-wise and channel-wise is obtained. Then,

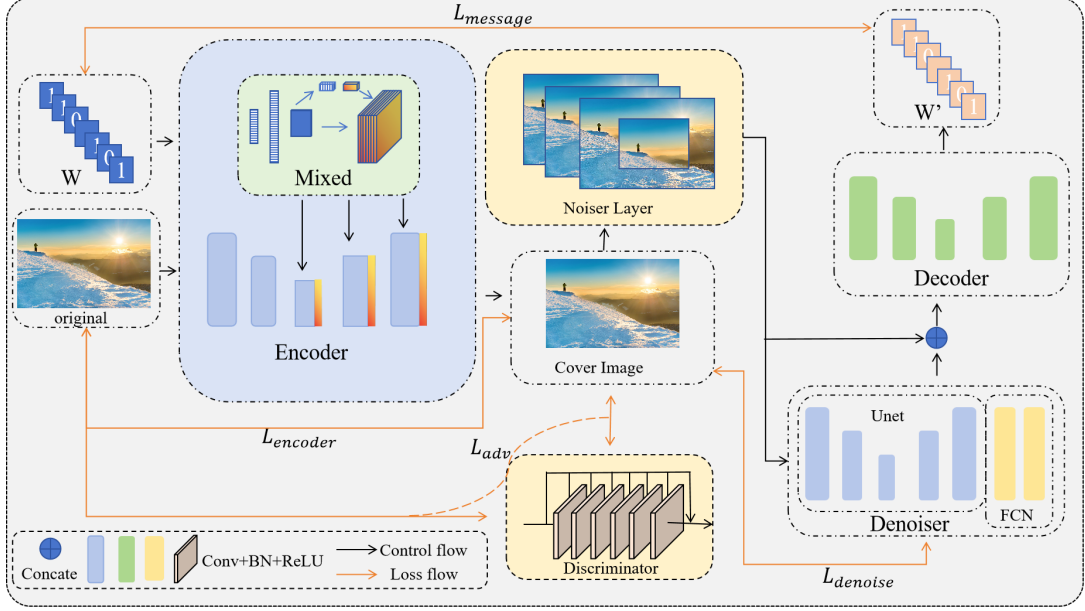


Fig. 3. Overview of the proposal network framework. The encoder generates the encoded image using the image and watermark information. The encoded image is then subjected to common noise processing to create a distorted image that resists noise. Then, the denoiser module reduces the distortion caused by the noise in the coded image. Finally, the decoder extracts the embedded watermark information.

the watermark information and carrier image coupling are realized by concatenating to the carrier image. The final encoding process is expressed as follows. Where $E(\cdot)$ represents the encoding process.

$$I_{en} = E(I_{ori}, W') \quad (3)$$

3.2. Noiser

The noiser layer is usually designed between the encoder and decoder modules. By applying noise to the container image carrying the watermark information, the encoder can be motivated to embed the information in a more stable region of the image and thus become somewhat robust to noise. Crop, Dropout, Gaussian Blur, Resize, JPEG, and other noises have been added to the noise layer to simulate the distortions that would occur if the image were actually used. To simulate JPEG noise, we use the microscopic JPEG method proposed by MBRS[5]. This is necessary to avoid the problem of gradient vanishing during backpropagation caused by quantization. This process can be described by the following equation 4. Where $Noiser(\cdot)$ means Noiser operation.

$$I_{no} = Noiser(I_{en}) \quad (4)$$

3.3. Denosier

The denoiser module receives a noisy processed image as input. Its purpose is to reduce the interference of noise on the

container image, allowing for the recovery of watermark information that may have been damaged by the noise. Through the use of denoising module in the denoising capacity of the limitations of the low-frequency part of the image is more likely to be recovered by the denoising module, which will make the network process the coding more inclined to embed the watermark information in the low-frequency robust area rather than high-frequency region, which from another perspective explains the proposed module for the robustness of the improvement. Specifically, we use a Unet [18] network and an FCN [19] network to generate the residuals of the original image and the encoded image. The structure is shown in Figure 3 description. This is expressed by the following equation 5.

$$L_{denoiser} = \frac{1}{2N} \sum_{i=1}^N \|R(I_{no}, \Theta) - (I_{en} - I_{ori})\|_F^2 \quad (5)$$

Where Θ is the trainable parameters which is the loss function to learn, $R(\cdot)$ is the Residual between the original Image(I_{ori}) and the embedded image(I_{en}), $\|\cdot\|_F^2$ means the L_2 normal. Compared to existing methods, our method denoises the distorted image before the watermark information is extracted, which reduces the noise interference on the watermark extraction and can retrieve part of the watermark information, which leads to higher robustness. Theoretically, the better the performance of the denoising network, the more effective it will be in improving the decoding performance of the network.

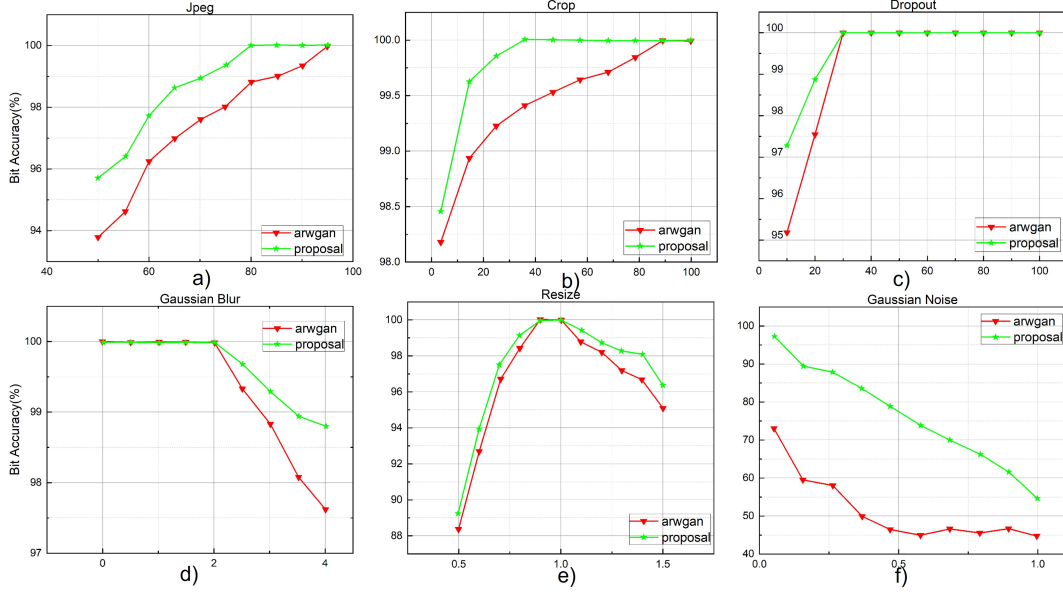


Fig. 4. Robustness comparison with baseline network under different noise levels.(a)Jpeg,(b)Crop,(c)Dropout,(d)Gaussian Blur,(e)Gaussian Noise, (f)Resize.

Table 1. Comparison of different models on COCO [13]

Model	Invisibility		Robustness[%]					Average
	PSNR	SSIM	JPEG(50)	Cropout(30%)	Dropout(30%)	Crop(3.5%)	Gaussian Blur(2.0)	
ReDMark [14]	35.93	0.97	74.60	92.50	92.00	100.00	50.00	81.82
DA [15]	33.70	—	81.70	—	97.90	93.50	60.00	83.28
TSDL [16]	33.50	—	76.20	97.30	97.40	89.00	98.60	91.70
MBRS [5]	35.84	0.89	91.97	99.58	99.96	92.68	100.00	96.83
SSLW [17]	34.00	0.87	83.01	79.66	88.11	50.73	98.96	80.09
ARWGAN [7]	35.87	0.97	93.89	99.82	100.00	98.17	99.99	98.37
Proposal	36.34	0.98	95.85	99.93	100.00	98.45	99.99	98.84

3.4. Decoder

The decoder comes to recover the watermark information embedded in the encoder from the image after denoising. The decoder receives the distorted image through a skip connection and image stitching from the denoising module. It can be described as the following equation 6. Where I_{re} and I_{noiser} represent the output of the denoising module and the image after noise distortion, respectively. A hard-coded layer is used here equation 7.

$$W_{out} = Decoder(concat(I_{re}, I_{noiser})) \quad (6)$$

$$W_{out} = Hard.Threshold(S, 0.5) \quad (7)$$

Where values greater than 0.5 are considered as 1 and values less than 0.5 are considered as 0. The loss function is calculated using the following equation 8.

$$L_{decoder} = \frac{\|W_{in} - W_{out}\|_2^2}{L} \quad (8)$$

Where W_{in} and W_{out} are the original watermark information and the extracted watermark information, respectively.

3.5. Discriminator

To avoid image artifacts that tend to occur in watermarked images and to obtain higher visual quality. We choose PatchGAN [20] as the discriminator since it induces the encoded block to retain more details of the original image and reduce artifacts in the encoded image.

$$L_{discriminator} = [\log(D(\theta, I_{ori})) + \log(1 - D(\theta, I_{en}))] \quad (9)$$

Where θ is the trainable parameters of the discriminator D , I_{ori} and I_{en} denoted original and encoded images respectively.

Table 2. Comparison of different methods on unseen datasets

Methods	IMAGENET [21]			DIV2K			VOC2012		
	PSNR	SSIM	BAR	PSNR	SSIM	BAR	PSNR	SSIM	BAR
HiDDeN [4]	33.26	0.93322	91.57	33.53	0.9272	91.93	33.35	0.8873	91.33
MBRS [5]	36.44	0.8919	92.64	36.19	0.9009	96.99	35.84	0.8899	96.62
SSLW [17]	33.5	0.8412	79.13	34.2	0.8513	79.79	34.12	0.8725	78.05
ARWGAN [7]	36.66	0.9685	98.8	36.39	0.9623	98.72	36.83	0.9698	98.89
Proposal	36.73	0.9672	99.12	36.43	0.9618	98.73	37.43	0.9712	98.91

3.6. Total Loss

The overall loss function of the network can be described by the following equation 10.

$$L = \lambda_1 L_{encoder} + \lambda_2 L_{decoder} + \lambda_3 L_{discriminator} + \lambda_4 L_{denoise} \quad (10)$$

Where $\lambda_1, \lambda_2, \lambda_3, \lambda_4$ represent the hyperparameters respectively.

The network uses an end-to-end co-training approach to simultaneously optimize the encoder, discriminator, decoder, and denoiser modules in the network.

4. EXPERIMENT AND RESULTS

As our model is based on ARWGAN[7], we compared it at different noise intensities, as shown in Fig3.1. This clearly demonstrates the superiority of our proposed method.

4.1. Experiment Setting

All the images are resized to $128 \times 128 \times 3$, and the length of the embedded watermark message is 30. Arwgan is chosen as our baseline network. The weights of each hyperparameter are set as $\lambda_1=0.7, \lambda_2=0.1, \lambda_3=10^{-3}$ and $\lambda_4=1.5$, and for Adam’s gradient descent, the learning rate $lr=10^{-3}$. The noise layer is designed as dropout(30%), gaussian blur(2.0), JPEG(50), resize(0.8), random cropped(3.5%).

We compare the results of our joint denoise network with the existing sota method in Table 2 for the proposed method under various attack scenarios. Considering there are some methods that are not open source, we use the results presented in its paper for comparison. The experimental results demonstrate that our method achieves comparable and even better results under multiple datasets and multiple noisy attack scenarios.

4.1.1. Datasets

The proposed watermarking model is implemented by pytorch and trained on NVIDIA GeForce RTX 3090. The COCO dataset [13] is widely used in the field of computer vision, from which we randomly select 15,000 images as our training set for the current task and 3,000 as the test set. In addition, in order to evaluate the generalization of our method,

we randomly select 1000 images from voc2012, 1000 images from the imagenet dataset, and 300 images from the DIV2k dataset to test the generalization of our method across the dataset. The results are shown in the table 2.

4.1.2. Metrics

For digital watermarking, we typically use PSNR(Peak Signal Noisy Rate, PSNR) and SSIM(Structure Similarity Index Measure, SSIM) to evaluate the visual quality of the images, higher values indicate superior visual quality. For model robustness, we use BAR(Bit Accuracy Rate, BAR) to evaluate the capability between embedded and extracted watermarks.

4.2. Generalization Experiments

By working on untrained datasets, we evaluate the cross-dataset generalization ability of our proposed method in comparison to existing methods. Results are shown in Table 2. The results obtained from our proposed method on several previously unseen datasets demonstrate that it is capable of achieving comparable or even superior performance to that of existing state-of-the-art methods.

4.3. Ablation Experiments

To assess the effectiveness of our improved component, we compared the robustness of visual quality by retraining multiple models on the training dataset. The ablation experiments intuitively show that the best robustness is obtained when using both the SeE-encoder and the denoiser module shown in table 3.

Table 3. Ablation Experiment Results

SE-encoder	Denoise	PSNR	SSIM	BAR
		36.82	0.9680	98.78
✓		36.79	0.9675	98.83
	✓	37.43	0.9772	98.92
✓	✓	37.38	0.9762	99.02

5. CONCLUSION AND DISCUSS

Aiming at the existing END framework algorithm's weak ability to resist noise, this paper proposes the following two improvements. (1) By introducing the SE module in encoder to perform channel-wise and pixel-wise fusion of watermark information, the watermark features to be embedded are processed more effectively, the redundancy of watermark information is reduced, and the visual quality is improved. (2) The innovative introduction of the denoising module improves the robustness of the watermarking model by recovering the watermark information lost due to noise by recovering the image after the noise attack. Thus, the robustness task of watermarking can be transformed into the denoising recovery task of images to a certain extent. The denoise module proposed in this paper can be easily extended to existing watermarking networks and achieve improvements in robustness and visual quality, which we believe will suggest an improved network design scheme for future watermarking networks.

6. REFERENCES

- [1] Chaoning Zhang, Chenguo Lin, Philipp Benz, Kejiang Chen, Weiming Zhang, and InSo Kweon, "A brief survey on deep learning based data hiding," Mar 2021.
- [2] Zihan Wang, Olivia Byrnes, Hu Wang, Ruoxi Sun, Chao Ma, Huaming Chen, Qi Wu, and Minhui Xue, "Data hiding with deep learning: A survey unifying digital watermarking and steganography," Jul 2021.
- [3] Jie Hu, Li Shen, and Gang Sun, "Squeeze-and-excitation networks," in *2018 IEEE/CVF Conference on Computer Vision and Pattern Recognition*, Jun 2018.
- [4] Jiren Zhu, Russell Kaplan, Justin Johnson, and Li Fei-Fei, *HiDDeN: Hiding Data With Deep Networks*, p. 682–697, Jan 2018.
- [5] Zhaoyang Jia, Han Fang, and Weiming Zhang, "Mbrs: Enhancing robustness of dnn-based watermarking by mini-batch of real and simulated jpeg compression," in *Proceedings of the 29th ACM International Conference on Multimedia*, Oct 2021.
- [6] Kangli Hao, Guorui Feng, and Xinpeng Zhang, "Robust image watermarking based on generative adversarial network," *China Communications*, p. 131–140, Nov 2020.
- [7] Jiangtao Huang, Ting Luo, Li Li, Gaobo Yang, Haiyong Xu, and Chin-Chen Chang, "Arwgan: Attention-guided robust image watermarking model based on gan," *IEEE Transactions on Instrumentation and Measurement*, vol. 72, pp. 1–17, 2023.
- [8] Kostadin Dabov, Alessandro Foi, Vladimir Katkovnik, and Karen Egiazarian, "Bm3d image denoising with shape-adaptive principal component analysis," in *SPARS'09-Signal Processing with Adaptive Sparse Structured Representations*, 2009.
- [9] Camille Sutour, Charles-Alban Deledalle, and Jean-François Aujol, "Adaptive regularization of the nl-means: Application to image and video denoising," *IEEE Transactions on image processing*, vol. 23, no. 8, pp. 3506–3521, 2014.
- [10] Qingyang Xu, Chengjin Zhang, and Li Zhang, "Denoising convolutional neural network," in *2015 IEEE International Conference on Information and Automation*. IEEE, 2015, pp. 1184–1187.
- [11] Jaakko Lehtinen, Jacob Munkberg, Jon Hasselgren, Samuli Laine, Tero Karras, Miika Aittala, and Timo Aila, "Noise2noise: Learning image restoration without clean data," *arXiv preprint arXiv:1803.04189*, 2018.
- [12] Phillip Isola, Jun-Yan Zhu, Tinghui Zhou, and Alexei A Efros, "Image-to-image translation with conditional adversarial networks," in *Proceedings of the IEEE conference on computer vision and pattern recognition*, 2017, pp. 1125–1134.
- [13] Tsung-Yi Lin, Michael Maire, Serge Belongie, James Hays, Pietro Perona, Deva Ramanan, Piotr Dollár, and C. Lawrence Zitnick, *Microsoft COCO: Common Objects in Context*, p. 740–755, Jan 2014.
- [14] Mahdi Ahmadi, Alireza Norouzi, Nader Karimi, Shadrokh Samavi, and Ali Emami, "Redmark: Framework for residual diffusion watermarking based on deep networks," *Expert Systems with Applications*, p. 113157, May 2020.
- [15] Xiaoqiang Luo, Ruohan Zhan, Huiwen Chang, Feng Yang, and Peyman Milanfar, "Distortion agnostic deep watermarking," *arXiv: Multimedia, arXiv: Multimedia*, Jan 2020.
- [16] Yang Liu, Mengxi Guo, Jian Zhang, Yuesheng Zhu, and Xiaodong Xie, "A novel two-stage separable deep learning framework for practical blind watermarking," in *Proceedings of the 27th ACM International Conference on Multimedia*, Oct 2019.
- [17] Pierre Fernandez, Alexandre Sablayrolles, Teddy Furon, Hervé Jégou, and Matthijs Douze, "Watermarking images in self-supervised latent spaces," .
- [18] Olaf Ronneberger, Philipp Fischer, and Thomas Brox, "U-net: Convolutional networks for biomedical image segmentation," in *Medical Image Computing and Computer-Assisted Intervention—MICCAI 2015: 18th International Conference, Munich, Germany, October 5–9, 2015, Proceedings, Part III* 18. Springer, 2015, pp. 234–241.
- [19] Qifeng Chen, Jia Xu, and Vladlen Koltun, "Fast image processing with fully-convolutional networks," in *Proceedings of the IEEE International Conference on Computer Vision*, 2017, pp. 2497–2506.
- [20] Phillip Isola, Jun-Yan Zhu, Tinghui Zhou, and Alexei A Efros, "Image-to-image translation with conditional adversarial networks," in *Proceedings of the IEEE confer-*

ence on computer vision and pattern recognition, 2017, pp. 1125–1134.

- [21] Jia Deng, Wei Dong, Richard Socher, Li-Jia Li, Kai Li, and Li Fei-Fei, “Imagenet: A large-scale hierarchical image database,” in *2009 IEEE Conference on Computer Vision and Pattern Recognition*, Jun 2009.