

FastLloyd: Federated, Accurate, Secure, and Tunable k -Means Clustering with Differential Privacy

Abdulrahman Diaa
University of Waterloo
Canada

abdulrahman.diaa@uwaterloo.ca

Thomas Humphries
University of Waterloo
Canada

thomas.humphries@uwaterloo.ca

Florian Kerschbaum
University of Waterloo
Canada

florian.kerschbaum@uwaterloo.ca

ABSTRACT

We study the problem of privacy-preserving k -means clustering in the horizontally federated setting. Existing federated approaches using secure computation, suffer from substantial overheads and do not offer output privacy. At the same time, differentially private (DP) k -means algorithms assume a trusted central curator and do not extend to federated settings. Naively combining the secure and DP solutions results in a protocol with impractical overhead. Instead, our work provides enhancements to both the DP and secure computation components, resulting in a design that is faster, more private, and more accurate than previous work. By utilizing the computational DP model, we design a lightweight, secure aggregation-based approach that achieves four orders of magnitude speed-up over state-of-the-art related work. Furthermore, we not only maintain the utility of the state-of-the-art in the central model of DP, but we improve the utility further by taking advantage of constrained clustering techniques.

CCS CONCEPTS

• **Computing methodologies** → **Cluster analysis**; • **Security and privacy** → **Privacy-preserving protocols**; *Data anonymization and sanitization*.

KEYWORDS

Differential Privacy, Federated Learning, k -Means Clustering, Secure Computation

1 INTRODUCTION

Unsupervised learning allows data analysts to extract meaningful patterns from raw data that may be difficult to label. The canonical example of unsupervised learning is the Euclidean k -means clustering problem, where data is grouped into clusters with similar features. Clustering has a plethora of important applications in recommendation systems, fraud detection, and healthcare analytics. In such applications, the dataset often contains sensitive data, which necessitates the use of privacy-preserving techniques. Combining data from multiple parties in the federated scenario yields more robust insights about the global population at the cost of further exacerbating the privacy risks.

To counteract the privacy risks, a number of works focus on solving the federated k -means problem using secure computation [7, 19, 23–27, 36, 41, 45, 46, 51, 53, 54]. Secure computation enables analysts to solve the k -means problem while keeping the sensitive data encrypted. However, all of these works still output the exact result of the clustering. This gives a false sense of privacy; although the input and intermediate computations all remain private, no effort is made to protect the privacy of the output. It

is well known in the literature that publishing exact statistics can leak significant information about the input data and allow attacks such as dataset reconstruction [11]. This level of privacy does not justify the significant runtime overhead incurred by solely using secure computation.

A separate line of research considers using differential privacy (DP) to protect the privacy of the output of k -means [2, 5, 8, 32, 35, 37, 40, 49, 55]. Differential privacy guarantees that the clustering’s output will be approximately the same regardless of any individual user’s participation. However, existing methods do not consider the federated setting and assume the existence of a trusted central party who runs the k -means algorithm and sanitizes the results with noise before publishing.

To summarize, no prior work offers a solution to protect both the input and output privacy of the federated k -means problem. A straw man solution to our problem would be to combine the current state-of-the-art solutions in secure federated k -means and DP k -means. However, this solution would be unacceptable as the runtime of current federated k -means approaches using secure computation is prohibitively large. The state-of-the-art approach of Mohassel et al. [36] incurs runtime overheads on the order of tens of minutes. Naively adding differentially private noise to this computation will further increase this runtime.

Our work focuses on designing an efficient, DP k -means in the federated setting that protects the privacy of the input, output, and intermediate computations. Following related work in federated k -means [27, 36], we use Lloyd’s algorithm as the foundation of our protocol. However, we design a new variant of DP-Lloyd [5, 49] that noises the centroids directly. Our algorithm improves the clustering utility over the state-of-the-art DP algorithm of Su et al. [49] by adding constraints to the k -means objective [4]. Specifically, by adding minimum and maximum constraints to the cluster size, we achieve a non-trivial bound on the sensitivity of the centroids. This enables our algorithm to aggregate at the centroid level and apply less DP noise than prior work that aggregates the sums and counts separately [49].

To tailor our DP-Lloyd algorithm to secure computation, we design a protocol that publishes the centroids in each step. This allows operations that would be expensive in secure computation (such as assignment and division) to be conducted in plain text. However, unlike prior work [19, 27], we ensure that the intermediate centroids are protected by DP guarantees. We prove that the protocol is secure in the computational DP definition [34], which allows DP-bounded leakage during the computation. Typically, utilizing the computational DP model to leak intermediate steps implies sacrificing privacy or utility for an efficient runtime. However, in our case, we specifically choose to leak intermediate values that are

typically accounted for in the central DP proof of DP-Lloyd [5, 49]. In other words, we get this speed-up with no additional cost to the privacy parameter ϵ . Furthermore, rather than decrease the utility, we improve the utility of the clustering over state-of-the-art approaches [49].

To perform the aggregation over multiple parties, we design a modified secure aggregation protocol that keeps the aggregator oblivious to the client's inputs and the centroids that are output at each iteration of the protocol. This allows us to add DP noise equivalent to the central model of DP. The combination of our improved DP algorithm, leaking the DP centroids, and our lightweight secure aggregation protocol allows us to reduce the computation time by up to four orders of magnitude compared to related work [36] (from minutes to a fraction of a second per iteration).

In summary, our contributions include:

- We design the first DP protocol for horizontally federated private k -means.
- We improve the clustering utility over state-of-the-art DP k -means solutions by using cluster-size constraints and centroid-level aggregation.
- We design an efficient protocol using DP and a modified secure aggregation protocol to implement our protocol in the local model of trust.
- We prove our protocol is secure and preserves the end-to-end privacy in the computational model of DP and reduces the runtime by four orders of magnitude over the state-of-the-art secure federated approaches.

The remainder of the paper is organized as follows. We begin with some problem-specific background information in Section 2 and formally define the problem in Section 3. In Section 4, we summarize the relevant literature. We then present our complete protocol for federated DP k -means (FastLloyd) and prove its privacy and utility in Section 5. In Section 6, we give an in-depth evaluation of our protocol in terms of utility, runtime, and communication size over various real-world and synthetic datasets. Finally, Section 7 describes extensions to our protocol, including a distance-constrained method and alternatives to the aggregation server.

2 BACKGROUND

2.1 Notation

Throughout this paper, we will denote objects that we intend to further slice/index with boldface notation (e.g. μ , while keeping atomic objects (whether scalars or vectors) as normal face (e.g. ϵ). A summary of the notation used in this paper is provided in Table 1 and we will define the notation as it is used.

2.2 k -means Lloyd's Algorithm

The k -means problem is a discrete optimization problem that aims to partition a set of N d -dimensional observations into k clusters, each represented by its mean or centroid. Given a dataset of observations $D = \{x_1, x_2, \dots, x_N\}$, where each observation is a d -dimensional real vector, the k -means problem is to find an assignment of data points to clusters, and a set of cluster centers, that minimizes the Within-cluster Sum of Squares (WCSS) objective:

Symbol	Description
\mathcal{P}	Set of M clients: $\{p_1, p_2, \dots, p_M\}$
S	Service provider
D_i	Local dataset of client p_i : $\{x_1, x_2, \dots, x_{N_i}\}$
N_i	Size of the dataset of client p_i
d	Dimension of the data points
k	Number of clusters
\mathcal{O}	Set of k clusters: $\{O_1, O_2, \dots, O_k\}$
μ	Centroids of clusters: $\{\mu_1, \mu_2, \dots, \mu_k\}$
γ	Differentially-private noise
η	Constraint parameter
ϵ	Privacy budget

Table 1: Notation used in the paper.

$$\underset{\mathbf{O}, \mu}{\operatorname{argmin}} \sum_{j=1}^k \sum_{x_l \in O_j} \|x_l - \mu_j\|^2 \quad (1)$$

where $\mathbf{O} = \{O_1, O_2, \dots, O_k\}$, $O_j \subseteq D$ are the clusters, and $\mu = \{\mu_1, \mu_2, \dots, \mu_k\}$ are the centroids of the clusters, defined to be the (arithmetic) mean of points in O_j .

Lloyd's Algorithm. The k -means problem is NP-hard in Euclidean space [1]. However, a simple heuristic known as Lloyd's algorithm is commonly applied for practical applications [31]. We detail the basic procedure of Lloyd's algorithm:

- (1) Initialization step: Randomly sample k centroids $\{\mu_1, \mu_2, \dots, \mu_k\}$ (typically from the datapoints).
- (2) Repeat until convergence (the assignments no longer change) or a predetermined number of iterations has been reached:
 - (a) Assignment step: Assign each observation x_l to the nearest centroid (using the Euclidean distance). This creates clusters O_j for $j = 1, 2, \dots, k$. Formally, the assignment is:

$$O_j^{(t)} = \{x_l : \|x_l - \mu_j^{(t-1)}\|^2 \leq \|x_l - \mu_c^{(t-1)}\|^2 \forall c \in \{1, \dots, k\}\}$$

- (b) Update step: Calculate the new centroids to be the mean of the observations in the cluster:

$$\mu_j^{(t)} = \frac{\sum_{x_l \in O_j^{(t)}} x_l}{|O_j^{(t)}|}$$

2.3 Constrained k -means

The constrained k -means problem is a variant of the k -means problem where, in addition to minimizing the WCSS (Eqn 1), a certain set of constraints η must be satisfied. The problem was first introduced by Bennet et. al [4], where they propose a method to enforce minimum cluster size constraints, η^{min} .

To solve the constrained k -means problem, Lloyd's algorithm can be modified to incorporate the constraints in the assignment step of every iteration. However, the assignment step becomes nontrivial as it requires the solution to a constrained optimization problem. Bennet et. al [4] provide an efficient solution to this constrained optimization problem by formulating it as a min-cost flow problem,

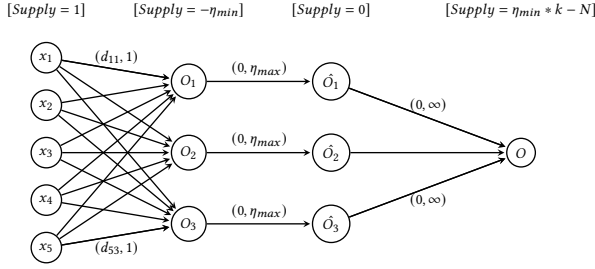


Figure 1: An example reduction of an assignment instance ($N = 5, k = 3$) to a network flow graph for η^{min} and η^{max} .

which can be solved using off-the-shelf network flow solvers. An open-source implementation by Levy-Kramer [29] implements the approach, using Google’s ORTools [42] to solve the flow problem, and extends it to allow for maximum cluster size constraints, η^{max} (Eqn 2).

$$\argmin_{\mathbf{O}, \boldsymbol{\mu}} \sum_{j=1}^k \sum_{x_l \in O_j} \|x_l - \mu_j\|^2 \quad \text{s.t.} \quad \eta_j^{min} \leq |O_j| \leq \eta_j^{max} \quad \forall j \quad (2)$$

Figure 1 shows an example reduction of an assignment instance to a network flow graph for η^{min} and η^{max} . Datapoints are represented as nodes and connected to cluster nodes through directed edges. The cost of each edge ($x_l \rightarrow O_j$) is defined to be the Euclidean distance between x_l and the corresponding centroid μ_j . The capacity of each edge is set to 1, and each data node has a supply of 1, ensuring that each data point is associated with exactly one cluster. On the other hand, each centroid node has a supply of $-\eta^{min}$ (equivalently, a demand of η^{min}). As every valid flow solution must satisfy this demand, a minimum of η^{min} data points will flow into each cluster. To impose the maximum size constraint, clone nodes are created for each centroid, and each centroid is connected with its clone through an edge with zero cost and a capacity of η^{max} . This constrains the maximum flow into each cluster to be η^{max} . Lastly, a sink node is introduced to consume the remaining flow. A valid flow solution respects the constraints on cluster sizes, and by minimizing the cost, the total distance of points to their assigned centroids is minimized. Therefore, a min-cost flow solution to this model solves the constrained k -means problem for both minimum and maximum cluster constraints.

2.4 Differential Privacy

Differential privacy (DP) [9] is an increasingly popular notion for protecting individuals’ privacy while allowing the computation of aggregate statistics. Differential privacy guarantees that an algorithm’s output is approximately the same, regardless of the participation of any single user. More formally, differential privacy can be defined as follows.

Definition 2.1 (Differential Privacy). A randomized algorithm $M : \mathcal{D} \mapsto \mathbb{R}$ is ϵ -DP, if for any pair of neighbouring datasets $D, D' \in \mathcal{D}$, and for any $T \subseteq \mathbb{R}$ we have

$$\Pr[M(D) \in T] \leq e^\epsilon \Pr[M(D') \in T]. \quad (3)$$

The privacy parameter ϵ defines how similar the outputs must be and determines the trade-off between privacy and utility. We use the unbounded neighbouring definition where datasets are neighbours if $|D \setminus D' \cup D' \setminus D| = 1$. That is, we allow the addition or removal of a single data point. We note that arbitrary computations can be carried out on the output of a DP mechanism without affecting privacy (the postprocessing lemma [10]). Finally, DP is composed naturally with multiple runs of a mechanism. If we apply a differentially private mechanism(s) sequentially, the privacy parameters are composed through summation or more advanced methods [10]. If a mechanism is applied multiple times over disjoint subsets of the dataset, then the total privacy leakage is the maximum privacy parameter over each subset (parallel composition [10]).

Definition 2.2 (Sensitivity). Let $f : \mathcal{D} \mapsto \mathbb{R}^k$. If \mathbb{D} is a distance metric between elements of \mathbb{R}^k then the \mathbb{D} -sensitivity of f is

$$\Delta_d^{(f)} = \max_{(D, D')} \mathbb{D}(f(D), f(D')), \quad (4)$$

where (D, D') are pairs of neighbouring datasets.

Common examples of the distance metric are the ℓ_1 -norm and ℓ_2 -norm. With the notion of sensitivity, we can now define the Laplace mechanism, which uses sensitivity based on the ℓ_1 -norm, which we denote $\Delta_1^{(f)}$ for simplicity.

Definition 2.3 (Laplace Mechanism). Let $f : \mathcal{D} \mapsto \mathbb{R}^k$. The Laplace mechanism is defined as

$$M(D) = f(D) + \boldsymbol{\gamma}, \quad (5)$$

where

$$\boldsymbol{\gamma} \in \mathbb{R}^k \quad \text{s.t.} \quad \gamma_i \stackrel{\text{iid}}{\sim} \text{Lap}(\Delta_1^{(f)} / \epsilon)$$

i.e. $\boldsymbol{\gamma}$ represents k i.i.d draws from the Laplace distribution with scale parameter $\Delta_1^{(f)} / \epsilon$.

It is well known that the Laplace mechanism satisfies ϵ -DP [10].

3 PROBLEM STATEMENT

We consider M clients denoted by $\mathbf{p} = \{p_1, p_2, \dots, p_M\}$, with each party p_i owning a private dataset $D_i = \{x_1, x_2, \dots, x_{N_i}\}$, where $x_l \in \mathbb{R}^d$, d denotes the dimensionality of the dataset and N_i is the size of the dataset of party i . For simplicity, we assume that datasets held by each client are of similar sizes. The objective is to compute a collaborative k -means clustering $(\mathbf{O}, \boldsymbol{\mu})$ over \mathbf{D} that minimizes the WCSS objective (1); where $\mathbf{D} = \bigcup_{i=1}^M D_i$ is the union of the datasets held by the clients, $\mathbf{O} = \{O_1, O_2, \dots, O_k\}$ are the clusters, and $\boldsymbol{\mu} = \{\mu_1, \mu_2, \dots, \mu_k\}$ are the respective centroids of the clusters.

We aim to optimize this objective while formally proving the privacy of the output and intermediate computations. Specifically, the protocol should be secure in the computational model of differential privacy introduced by Mirnov et al. [34] and extended to the multi-party setting by Humphries et al. [22].

Definition 3.1 (IND-CDP-MPC [22, 34]). A multi-party protocol Π for computing function f satisfies $\epsilon(\lambda)$ - indistinguishable computationally differential privacy (IND-CDP-MPC) if for every probabilistic polynomial time (in λ) adversary \mathcal{A} with input D_A , and

for neighbouring datasets D, D' belonging to the honest parties (i.e. $D, D' = \cup_{i \in A} D_i$),

$$\begin{aligned} & \Pr[\mathcal{A}(\text{VIEW}_A^\Pi(D_A, D)) = 1] \\ & \leq \exp(\epsilon) \cdot \Pr[\mathcal{A}(\text{VIEW}_A^\Pi(D_A, D')) = 1] + \text{negl}(\lambda). \end{aligned}$$

Likewise, for every other party's view of neighbours (D, D') .

Intuitively, after observing the output and intermediate computations, the amount of information that any party can learn about any other party's local dataset should be bounded by differential privacy.

Finally, we make the following assumptions when designing our protocol:

- The existence of an honest-but-curious service provider S to assist with multiparty computations. This party should be oblivious to all inputs and results, i.e., the service provider learns nothing about the client's input or output during the execution of the protocol. We discuss alternatives to this assumption in Section 7.
- Clients share a common secret before the start of the protocol; this can be used as a seed to a common Pseudo-Random Number Generator (PRNG) and is generally possible through public-key schemes or communication over a channel secured by TLS.

4 RELATED WORK

4.1 Secure Exact k -means

We first discuss related work using secure computation to compute k -means that does not preserve the privacy of the output. This literature shows a trade-off between privacy and efficiency. Approaches that prioritize efficiency often compromise privacy by allowing the leakage of intermediate computations such as sums, counts, or centroids, which can be exploited to infer sensitive data [19, 27]. For instance, Gheid et al. [19] rely on computing secure sums for aggregating sums and counts across clients. While this is very efficient in practice, it reveals aggregate intermediate values to all clients, which is not considered secure [20]. Another approach by Jiang et al. [27] employs homomorphic encryption and garbled circuits to conceal sums and counts. However, it still reveals the intermediate centroids to all clients in the clear. Many other works in this category are explained in the SoK of Hedge et al. [20].

Conversely, secure approaches that do not leak intermediate computations employ heavy cryptographic techniques, like fully homomorphic encryption, leading to significant performance degradation [7, 25, 28, 45]. Bunn and Ostrovsky [7] utilize arithmetic secret sharing alongside homomorphic encryption, with high-performance overheads. Homomorphic encryption has also been used by Rao et al. [45], Jäschke et al. [25], and Kim et al. [28], and consistently results in prohibitively high computation time due to the computation demands of the encryption. The work of Mohassel et al. [36] is a notable exception, offering a scheme that is significantly faster than previous state-of-the-art methods. By using optimized 2-party computation primitives, batched oblivious transfers, and garbled circuits, they achieve a speedup of five orders of magnitude over Jäschke et al. [25]. However, the runtime is still on the order of minutes; and the communication size is on the order of gigabytes.

In contrast, our approach is as efficient as the protocols that leak intermediate computations, while protecting the privacy of the output and intermediate computations with DP.

4.2 Differentially Private k -means

DP k -means algorithms aim to address output privacy by introducing noise during clustering, hiding individual data contributions, and ensuring a formal privacy guarantee. Research in DP k -means is divided into central and local models.

Central DP. The central model operates with a trusted curator who collects data for analysis, hiding individuals' information in the output, but not from the curator itself. Among the central approaches, DP-Lloyd introduces noise during each centroid update, by adding Laplace noise to both the sum (numerator) and the counts (denominator) when computing the arithmetic mean of points within a cluster [5]. DP-Lloyd was later implemented in the PinQ framework [33] with a fixed number of iterations. Dwork [8] extended this framework to allow for an arbitrary number of iterations, allocating an exponentially decreasing privacy budget to each iteration, although it was noted that utility degrades beyond a certain number of iterations due to increasing noise levels. The state-of-the-art in DP-Lloyd was achieved by Su et al. [49], who included an error analysis to determine the optimal number of iterations and introduced a "sphere-packing" centroid initialization method that significantly improves clustering quality.

The Sample and Aggregate Framework (SaF) partitions the dataset into multiple subsets, upon which the non-private Lloyd's algorithm is executed independently [38]. The resulting centroids from each subset are then aggregated using a standard DP mechanism. SaF was later implemented within the GUPT system [35]. However, experiments conducted by Su et al. [49] suggest that DP-Lloyd consistently outperforms SaF across a variety of synthetic and real datasets. Synopsis-based methods take a different approach by first generating a synopsis of the dataset using a differentially private algorithm, then applying the k -means clustering algorithm on this synopsis. Qardaji et al. [43] proposed a synopsis technique for 2D datasets, which was extended and optimized by Su et al. [49] to higher dimensions. However, this approach only outperforms DP-Lloyd in datasets with less than three dimensions [49]. Another, more theoretical, line of work focuses on minimizing approximation error bounds, without implementation or empirical evaluation [2, 12, 13, 18, 39, 48]. The work of Ghazi et al. [18] concludes this long line of work by achieving the same approximation factor as the best non-private algorithms. However, these methods suffer from superlinear running times, making them impractical for large datasets, where privacy is most important.

Local DP. In contrast to central DP, the local model operates under the premise that no trusted curator is available. This necessitates that individuals randomize their data locally before it is aggregated, which reduces utility by introducing a significantly higher level of noise (on the order of the number of clients). Most research in this area, including works by Nissim and Stemmer [39] and Stemmer [47], focus on theoretical error bounds rather than practical applications. Finally, Li et al. [30] attempt to bridge the gap between these central and local models in the vertically federated setting.

Their approach relies on an untrusted curator aggregating noisy local centers and membership encodings from the clients to generate a private synopsis. However, this approach is specifically tailored for the vertical setting and cannot be applied to our configuration. Our work yields utility that is even better than state-of-the-art work in the central model [49] while obtaining the trust assumptions of the local model and operating in the federated setting.

5 DISTRIBUTED DP k -MEANS

First, we overview our modified DP algorithm, using constrained k -means. Then, we describe FastLloyd, including the initialization, assignment, and update steps. Finally, we provide an error analysis and proof of privacy.

5.1 Constrained DP k -means

We observe that neither federated exact k -means nor DP k -means algorithms in the literature take advantage of constrained clustering approaches from the non-private literature [4, 29]. In this section, we describe how incorporating constrained clustering into the assignment step significantly improves utility; a contribution that is independently applicable to the central model of DP.

In the DP k -means literature [5, 8, 33, 49], the typical way to compute a differentially-private mean is to perform two differentially-private queries: one for the sum and one for the count. The sum is then divided by the count as a postprocessing step. We call this the sum-count method. If the datapoints x_l are contained in $[-B, B]$, then the sensitivity of the sum is B , and the sensitivity of the count is 1. Adding noise at these sensitivities yields reasonable utility, since the sum has an expected magnitude much larger than B , so the noise does not dominate the value, and upon division, the noise is further reduced.

The sum-count method is typically more privacy-efficient than releasing the mean directly. If we release the mean directly, the sensitivity needs to account for the existence of clusters with a single data point, leading to a sensitivity of B for the mean. Since the magnitude of the mean itself is at most B , a sensitivity of B produces a relatively large amount of noise, leading to unusable utility.

We show that by using constrained clustering, we can tighten the sensitivity bound and release the mean directly. This avoids dividing the privacy budget between the sum and count queries and gives a much higher utility than the sum-count method as we show in Section 6.2. By restricting the minimum cluster size to η_{min} , we provide a tunable bound on the sensitivity of the mean. Since all clusters have at least η_{min} data points, the denominator of the centroid is now bounded below by η_{min} . Therefore, a single data point cannot affect any centroid by more than $\frac{B}{\eta_{min}}$.

$$\Delta^\mu = \frac{B}{\eta_{min}} \quad (6)$$

The *centroid-method* for computing the DP mean is:

$$\bar{\mu}_j = \frac{\sum_{x_l \in O_j} x_l}{|O_j|} + \gamma^\mu \quad \text{where} \quad \gamma^\mu \sim \text{Lap}\left(\frac{\Delta^\mu}{\epsilon^\mu}\right) \quad (7)$$

We further claim that, by employing constrained clustering, the sum-count method can also be improved. Intuitively, having a minimum cluster size prevents the formation of very small clusters, where

the differentially-private noise would dominate the underlying sum and count. In Section 6.2, we show that the sum-count method is improved by using constrained clustering, but not as much as the centroid method.

5.2 Overview of FastLloyd

In this section, we describe our protocol for federated DP k -means, FastLloyd. Algorithm 1 overviews the protocol from the perspective of a single client. Following the structure of Lloyd’s algorithm, the following sections describe how we design each of its main steps: initialization, assignment, and update.

5.2.1 Initialization: Sphere Packing. We modify the initialization so that it can be carried out in a federated manner. We employ the sphere packing initialization approach of Su et al. [49] as it was shown to outperform random initialization. The sphere packing approach is data-independent and thus does not use any privacy budget. The process can be outlined as follows:

- (1) Initialize a radius parameter a .
- (2) For $j \in \{1, 2, \dots, k\}$, generate a point μ_j such that it is at least of distance a away from the domain boundaries and at least of distance $2a$ away from any previously chosen centroid. If a randomly generated point does not meet this condition, generate another one.
- (3) If, after repeated attempts, it is not possible to find such a point, decrease the radius a and repeat the process.

The radius a is determined via a binary search to find the maximum a that allows for the generation of k centroids. In Algorithm 1, each client independently calls the Initialization function (Line 1) with the same random seed, which results in each client starting with the same centroids.

5.2.2 Assignment: Constrained k -means. To set the minimum cluster (η_{min}) and maximum cluster (η_{max}) sizes, we apply a heuristic of setting them as a ratio of the average cluster as follows:

$$\eta_{min} = \frac{N}{\alpha_{min}k} \quad \text{and} \quad \eta_{max} = \frac{\alpha_{max}N}{k} \quad (8)$$

where α_{min} and α_{max} are hyperparameters that control the minimum and maximum cluster sizes. In Appendix B, we show that $\alpha_{min} = 1.25$ and $\alpha_{max} = 1.25$ provide a good balance between utility and feasibility. We use the open-source implementation from Levy-Kramer [29] to enforce the constraints in the assignment step. In Line 4 of Algorithm 1, the client computes their assignments locally using the min-cost flow solver.

5.2.3 Local Update. The client has already locally assigned each of their data points to a cluster, following the constraints, in the previous step (Line 4). Next, they compute the sum divided by the count of each cluster, using their local dataset. We call this the local update, and it follows the classic Lloyd’s algorithm exactly. The output of this step is a matrix (of dimensions (k, d)) containing the average of each dimension for each cluster on client p_i ’s data.

5.2.4 Global Update: Masked Secure Aggregation. We modify the update step to release a perturbed version of the cluster centres to each client under the CDP security model. By publishing the previous noisy centroids, the assignment and local centroid computation can be performed locally by each client instead of using

Algorithm 1 FastLloyd from p_i 's perspective

Inputs: Local Dataset D_i .
Output: Cluster Centres $\mu^{(T)}$

```

1:  $\mu^{(0)} = \text{INITIALIZATION}(seed)$ 
2: for  $t \in \{1 : T\}$  do
3:   // Assignment Step
4:   Compute  $O_i^{(t)} = \text{MINCOSTFLOWSOLVE}(D_i, \mu^{(t-1)})$ 
5:   // Local Update
6:   for  $j \in \{1, \dots, k\}$  do
7:     Compute  $\bar{\mu}_{ij}^{(t)} = \frac{\sum_{x_l \in O_{ij}^{(t)}} x_l}{|O_{ij}^{(t)}|}$ 
8:   // Global Update
9:    $\hat{\mu} = \text{GLOBALMSA}(\bar{\mu}_i^{(t)} / M, \Delta, \epsilon^\mu, seed, t)$ 
10:  // Post Process Result
11:   $\mu^{(t)} = \text{FOLD}(\hat{\mu})$ 

```

a secure computation protocol. In the global update step (Line 9), we privately aggregate (average) the local centroids of all clients, revealing the noisy global centroids for the next round. The clients scale their local centroids down by M , before calling the global update so that the sum of the local updates results in the average of the local centroids.

We describe our aggregation protocol in Figure 2. We call this protocol Masked Secure Aggregation (MSA). In MSA, similar to regular secure aggregation protocols [6], a service provider S securely aggregates values from M clients, all while oblivious to every client's contributions. However, in MSA, the server is also oblivious to the result of the aggregation operation; the server only acts as an aggregator (who also adds DP noise) and is oblivious to both the input and output. Each client p_i possesses a private value (a matrix $v_i \in \mathbf{R}^{k \times d}$, where \mathbf{R} could be $\mathbb{Z}_{2^{64}}$). These clients aim to collectively compute the element-wise sum of their private matrices: $v = \sum_{i=1}^M \frac{v_i}{M}$. In addition to the client's values, we assume the privacy parameters (ϵ, Δ) and a shared random $seed$ are also provided.

Clients Send Data. The first step in the protocol is for each of the M clients to generate a random mask set. The random mask set is composed of M random matrices of the same dimensions as the client items: $\{r_1, r_2, \dots, r_M\}$ where each value is sampled uniformly from \mathbf{R} . Because all the clients have access to a shared seed and PRNG they can each compute the entire set locally. In Line 1, each client samples the entire set and sums it (in Line 2) to get the global mask matrix r (which will be used to decrypt later).

In Line 3, each private value is converted to a fixed-point format, \tilde{v}_i , by scaling it up with a power-of-2 scale factor, 2^δ . Formally, $\tilde{v}_i = \lceil v_i \times 2^\delta \rceil$. All fractional values are rounded to the nearest representable value in this fixed-point representation. The choice of the scale factor, 2^δ , determines the precision of the representation¹. In practice, we empirically choose $\delta = 16$.

¹A larger 2^δ allows for greater precision but also reduces the number of bits available for the integer part of the number, which might cause overflows. A workaround is to increase the bit-width of the operations, which increases the computational load and the communication cost.

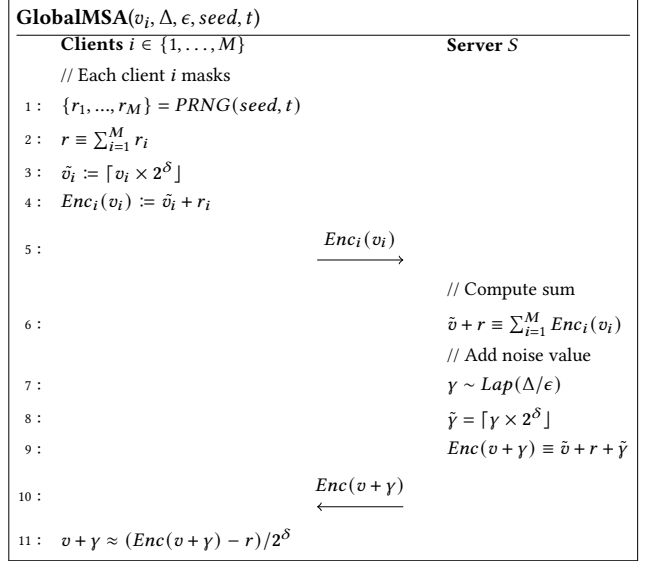


Figure 2: Global Masked Secure Aggregation Protocol with M Clients.

Then, in Line 4, each client encrypts (masks) their input \tilde{v}_i by adding their share of the mask r_i . Finally, each client sends their masked values to the server. This step masks the actual value v_i from the server because r_i acts as a one-time pad. Note that this masked value is never sent to other clients, as they would be able to unmask it easily.

Server Aggregates Data. Upon receiving the masked matrices, the server first sums over each client's contribution in Line 6. This yields the masked global sum $v + r$. The server then samples from a Laplace distribution to add noise proportional to Δ/ϵ for each entry in the result matrix. This noise must also be converted to fixed-point by computing $\tilde{\gamma} = \lceil \gamma \times 2^\delta \rceil$. We show why this preserves differential privacy in Appendix A. Finally, the server adds the noise $\tilde{\gamma}$ to the sum and broadcasts it back to the clients.

Client Unmasks Data. Upon receiving the result back from the server, each client must unmask the result. They do this by simply subtracting the mask r that they computed in Line 2. After unmasking, each client must scale down the result to retrieve the correct answer. This is done by dividing the unmasked sum by the scale factor, 2^δ , to reverse the initial scaling operation.

5.2.5 Postprocessing. In Algorithm 1, each client locally postprocesses the results (since adding noise to the centroids can result in values outside of the domain). A naive postprocessing strategy is to simply truncate out-of-bounds centroids to the boundary. However, in practice, we find that *folding* [21] the value (reflecting it over the boundary) gives better utility. More formally, if $x < -B$, we adjust it to $x' = -2B - x$, and if $x > B$, we adjust it to $x' = 2B - x$. This folding process effectively “folds” (mirrors) the value over the nearest boundary, preserving its distance from the boundary. We show in Appendix B that folding improves the utility of the algorithm, especially when the noise is large (small privacy budget).

5.3 Proof of Privacy

FastLloyd allows for a central party to add noise, retaining the utility of the central model of DP. However, since the server only interacts with masked values, and the clients can only observe a differentially private view of the final (noised) centroids, the protocol provides a level of privacy akin to that of the local model of DP. We prove the end-to-end privacy of our algorithm in the following theorem.

THEOREM 5.1. *Algorithm 1 ensures $\epsilon(\lambda)$ -IND-CDP-MPC in the presence of a semi-honest, polynomial time adversary who controls at most a single party. Where*

$$\epsilon = T d \epsilon^\mu$$

PROOF. In order to prove the algorithm satisfies Definition 3.1, we need to consider the view from each party. We begin with the view of the server. First, let us assume that each client samples the random mask r_i from a random oracle over \mathbf{R} . Under this assumption, the $\text{Enc}(\cdot)$ function satisfies information-theoretic security as it is a one-time pad using r_i as the pad. In practice, we implement the sampling of r_i using a PRNG and thus reduce from information-theoretic to computational security with a negligible term $\text{negl}(\lambda)$. Therefore, the view of the server satisfies $\epsilon(\lambda)$ -IND-CDP-MPC with $\epsilon = 0$.

In regards to the clients, we assume no client colludes with any other client. Then, a client's view consists of their own dataset D_A , and the output from each iteration of the protocol. We note that the initialization is data-independent and thus is indistinguishable between neighbouring datasets. Each iteration consists of the assignment and updating of the cluster centroids. The assignment step is simply postprocessing on the previous iteration (or random initialization) and thus incurs no additional privacy cost. The updating of the cluster centroids applies the Laplace mechanism to each dimension separately, with the sensitivity parameter set following Eqn 6 and ϵ^μ as the privacy budget. Using naive, sequential composition over the dimensions and the iterations, the client's view is $T d \epsilon^\mu$ -IND-CDP-MPC, with no computational assumption (as we use the information-theoretic DP properties of the Laplace mechanism and composition [10]). Taking the worst case over the clients and the server, the result follows. \square

5.4 Error Analysis

To analyze the error of our approach, we follow a similar analysis to Su et al. [49]. We analyze the mean-squared error between the true centroid (μ_j) and the differentially-private centroid ($\bar{\mu}_j$) for one iteration across all dimensions. Substituting the definition of the centroid method (Eqn 7), we get

$$\begin{aligned} \text{MSE}(\bar{\mu}_j) &= \mathbb{E} \left[\sum_{h=1}^d ((\mu_j[h] + \gamma^\mu) - \mu_j[h])^2 \right] = \\ &= \sum_{h=1}^d \mathbb{E}[(\gamma^\mu)^2] = d \cdot \text{Var}(\gamma^\mu). \end{aligned}$$

Where the last line holds because γ^μ is an independent Laplacian variable with zero mean and so

$$\mathbb{E}[(\gamma^\mu)^2] = \text{Var}(\gamma^\mu) - (\mathbb{E}[\gamma^\mu])^2 = \text{Var}(\gamma^\mu).$$

Plugging in the sensitivity of the mean (Eqn 6) and the privacy budget gives

$$\text{MSE}(\bar{\mu}_j) = d \cdot \text{Var}(\gamma^\mu) = \frac{2dB^2}{(\epsilon^\mu \eta_{\min})^2} \quad (9)$$

$$= \frac{2d^3 T^2 B^2}{\epsilon^2 \eta_{\min}^2} = O\left(\frac{d^3 T^2}{\epsilon^2 \eta_{\min}^2}\right). \quad (10)$$

This shows that the distortion in the centroid is proportional to $d^3 T^2$ and inversely proportional to $\epsilon^2 \eta_{\min}^2$.

Remark. This error is similar to what Su et al. [49] observed for the sum-count method with the following differences: (1) η_{\min} replaces the assumed expected cluster size of $\frac{N}{k}$. (2) The error is independent of the data or the actual clustering result; it depends completely on the parameters set before running the algorithm. (3) This is a worst-case analysis, and the actual error might be lower.

Adding across all clusters gives

$$\text{MSE}(\bar{\mu}) = \frac{2kd^3 T^2 B^2}{\epsilon^2 \eta_{\min}^2}. \quad (11)$$

Using this analysis, we can determine the optimal number of iterations, following a similar approach as Su et al. [49]. First, we calculate a minimum privacy budget per iteration ($\epsilon^{(m)}$) so that the mean-squared error is within a certain bound. Secondly, we divide the available budget (ϵ) by $\epsilon^{(m)}$ in order to determine the number of iterations T . Thus, setting $T = 1$ and $\epsilon = \epsilon^{(m)}$ gives us

$$\text{MSE}(\bar{\mu}) = \frac{2kd^3 B^2}{(\epsilon^{(m)} \eta_{\min})^2} \leq 0.004$$

which implies

$$\sqrt{\frac{500kd^3 B^2}{\eta_{\min}^2}} \leq \epsilon^{(m)}.$$

However, Su et al. note that, in practice, there is no need to go beyond seven iterations and that at least two iterations are needed to gain useful results. Therefore, we truncate the number of iterations to be in the range $[2, 7]$.

6 EVALUATION

In this section, we provide an extensive evaluation of our work in terms of the following questions:

- Q1 How does the utility of FastLloyd compare with state-of-the-art in central model [49] for DP k -means?
- Q2 How does constrained clustering affect the utility of the sum-count method?
- Q3 How does the utility of FastLloyd scale with varying the number of dimensions and number of clusters?
- Q4 How does the runtime, communication, and number of rounds for FastLloyd compare with the state-of-the-art in federated k -means using secure computation [36]?
- Q5 How does the runtime and communication of FastLloyd scale with varying the number of dimensions, clusters, and data points?

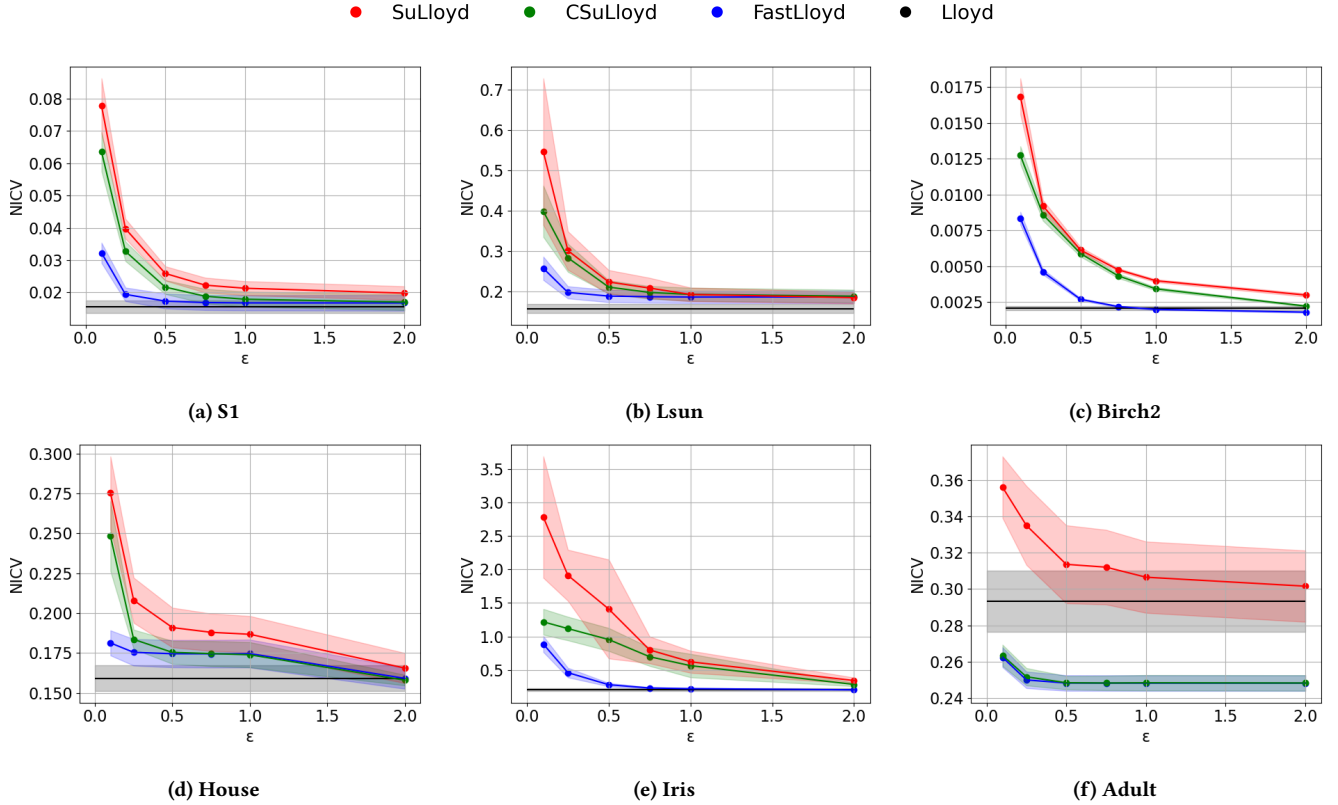


Figure 3: Utility evaluation of FastLloyd vs. SuLloyd on real datasets (20 runs).

6.1 Experimental Setup

Implementaion. The experiments were carried out on a Macbook Pro M2 Max, with a 30-core CPU, a 38-core GPU, and 64 GB of RAM. We use the Open MPI [17] (Open Source High-Performance Computing) library to implement multiparty communication through message-passing. All experiments were conducted in the multiparty framework, with datasets being randomly split between parties.

Following Mohassel et al. [36], we only evaluate in the LAN setting, and observe that WAN runtimes can be computed with the linear cost model (adding a fixed latency for each round). We simulate the network latency by introducing a custom (sleep) delay of 0.5ms for every “send” operation. We make our code publicly available to reproduce the results². All results were averaged over 20 runs and the 95% mean confidence interval is supplied where appropriate.

Baselines. To evaluate the clustering quality of FastLloyd, we compare it against the state-of-the-art in central DP for k -means clustering by Su et al. [49], denoted as SuLloyd. As established in Section 4, SuLloyd is the most accurate DP k -means clustering algorithm to date. We implement a federated version of SuLloyd in our framework for fair evaluation. To study the effect of constrained clustering on the sum-count method used in SuLloyd, we also extend the federated implementation of SuLloyd to use the

same constraints as FastLloyd, denoted as CSuLloyd. Finally, we give a non-private baseline of the original Lloyd’s algorithm [31], implemented into our federated framework (with sphere packing initialization) and denoted as Lloyd.

To evaluate the computational and communicational costs in the secure federated setting, we compare against the corresponding state-of-the-art by Mohassel et. al [36], denoted as MohLloyd. According to the SoK of Hedge et al. [20], MohLloyd is the most efficient secure k -means clustering algorithm to date. For MohLloyd, we evaluate against the reported values in the original paper [36].

Parameters. In our experiments, we use the following default parameters, unless otherwise specified. The number of clients is set to two, and the privacy budget $\epsilon = 1$. For the MSA protocol (Figure 2), the underlying ring \mathbf{R} is $\mathbb{Z}_{2^{32}}$ and the values are all transformed to fixed-point under precision factor $\delta = 16$. For any dataset of size N , to be clustered into k clusters, we fix $\eta_{min} = \frac{N}{1.25k}$ and $\eta_{max} = \frac{1.25N}{k}$ (empirically chosen as per Appendix B).

Datasets. We selected a wide range of commonly used datasets to evaluate our approach, we follow Su et al. [49] and Mohassel et al. [36] to maximize comparability. An exception is the **Birch2** [56] dataset, which is a synthetic dataset comprised of 100 Gaussian clusters forming a sine wave. This dataset initially contains 100K data points, however, a random sample of 25K points is used. To the

²<https://github.com/D-Diaa/privateclustering.git>

best of our knowledge, we are the first federated privacy-preserving work to evaluate using a dataset of this size (in terms of N and k).

Additionally, we created synthetic datasets to evaluate the scalability of our approach. Similar to Su et al. [49], we use the R package [44], `clusterGeneration`. The package is designed for generating cluster datasets with a given degree of separation ($\in [-1, 1]$) between neighbouring clusters. For the clustering quality evaluation, we generate two sets of datasets: one with overlapping cluster structure (SynthOV, separation = 0.21) and one with well-separated cluster structure (SynthSEP, separation = 0.70). Each set varies k and d from 2 to 20 in steps of 2, resulting in 100 variations. For every variation, we generate three different datasets with different seeds. For all synthetic datasets, we fix an average cluster size of $C_{avg} = \frac{10K}{k}$ and randomly sample cluster sizes to be in the range $[0.75 \cdot C_{avg}, 1.25 \cdot C_{avg}]$, resulting in a dataset that has a total size in the range $[7.5K, 12.5K]$. For our timing evaluation, we generate similar synthetic datasets, TimeSynth, similar to those in Mohassel et al.’s work [36], enforcing an exact cluster size of $C_{avg} = \frac{N}{k}$. We vary N between 10K and 100K, d between two and five and k between two and five. A summary of these datasets is presented in Table 2. As is common in the DP literature [5, 8, 33, 49], we assume all datasets are normalized in the range $[-1, 1]$ as pre-processing.

Table 2: Summary of Datasets Used in Evaluation

Dataset	N	d	k
Iris [14]	150	4	3
LSun [50]	400	2	3
S1 [16]	5000	2	15
House [15]	1837	3	3
Adult [3]	48842	6	3
Birch2 [56]	25000	2	100
SynthOV	7.5K ~ 12.5K	2-20	2-20
SynthSEP	7.5K ~ 12.5K	2-20	2-20
TimeSynth	10K, 100K	2,5	2,5

6.2 Utility Evaluation

In this section, we focus on evaluating the utility of FastLloyd compared to the state-of-the-art work of Su et al. [49]. We begin by describing the metrics used for this evaluation.

Metrics. Following similar literature [49], we use the Normalized Intra-cluster Variance (NICV) metric to evaluate clustering quality. In short, NICV is the k -means objective function (1) divided by the number of points in the dataset.

$$NICV(O) = \frac{1}{N} \cdot \sum_{j=1}^k \sum_{x_l \in O_j} \|x_l - \mu_j\|^2$$

We also introduce another metric, Empty Clusters, that measures the ratio of empty clusters to k . The objective of k -means clustering is to produce exactly k clusters such that the WCSS (NICV) is minimized. However, existing metrics/objectives do not capture the requirement of having exactly k clusters. This becomes problematic in differentially private settings, where adding noise can isolate some centroids from the data completely, resulting in a suboptimal

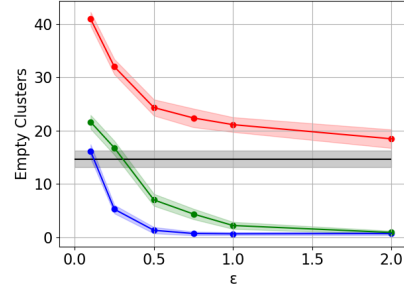


Figure 4: Birch2 Empty Clusters

solution that uses less than k clusters. We introduce this metric to precisely quantify this effect as follows:

$$\text{Empty Clusters}(O) = \frac{\sum_{j=1}^k I(|O_j| = 0)}{k}$$

6.2.1 Real World Datasets. To answer Q1 and Q2, we evaluate FastLloyd, CSuLloyd, and SuLloyd on a variety of datasets. Figure 3 shows the NICV against various privacy budgets (ϵ) from 0.01 to 2.0 on six datasets. The shading shows the 95% confidence interval over the 20 experiments.

First, we consider Q1. We observe that FastLloyd outperforms SuLloyd on all datasets, especially for lower values of epsilon. On a larger dataset (birch2), Figure 3c shows a statistically significant improvement (the confidence intervals do not overlap). FastLloyd even outperforms the non-private baseline of Lloyd at $\epsilon = 2$. For higher dimensional datasets, a substantial performance gap is evident; Figure 3f shows that even in high-privacy settings (with $\epsilon = 0.01$), FastLloyd **significantly outperforms the non-private** baseline of Lloyd. To answer Q2, we observe that for all datasets CSuLloyd outperforms SuLloyd. However, in all cases, FastLloyd outperforms SuLloyd (except in Figure 3f, where we tie).

To evaluate the Empty Clusters metric, we use the birch2 dataset with a relatively high cluster count of 100. Figure 4 shows that even the non-private Lloyd loses around 15% of clusters, with SuLloyd reaching up to more than 40% in high-privacy settings (with $\epsilon = 0.01$). We observe that FastLloyd eliminates this problem completely for $\epsilon > 0.75$ and significantly diminishes it for smaller privacy budgets.

6.2.2 Synthetic Datasets. To answer Q3, we follow an approach similar to Su et al. [49] and evaluate FastLloyd and SuLloyd on SynthSEP and SynthOV, varying both k and d . Figures 5 and 6 show heatmaps of NICV values for both approaches when $\epsilon = 1$. To clarify the difference between the protocols, Figures 5c and 6c show the percentage of reduction in NICV of FastLloyd over that of SuLloyd. For the overlapping dataset (SynthOV), FastLloyd outperforms SuLloyd in all cases, with the improvement being more significant in higher cluster counts and low dimensions, reducing NICV by more than 40%. The gap in performance becomes more pronounced in the separated dataset (SynthSEP), with FastLloyd significantly outperforming SuLloyd in all cases, reducing the NICV error by up to 89% in some cases, and by more than 78% even in the highest

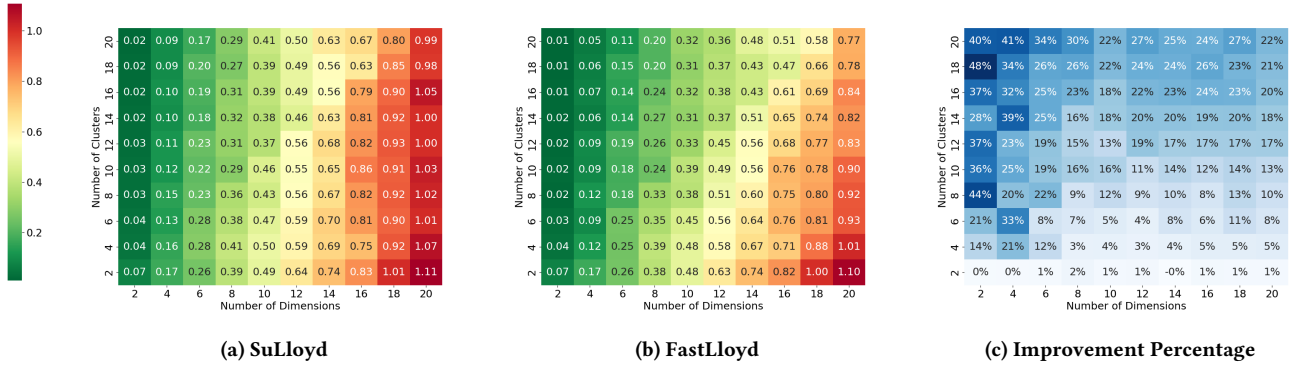


Figure 5: NICV Utility comparison over SynthOV dataset. Averaged over 60 runs (20 on each of three random datasets).

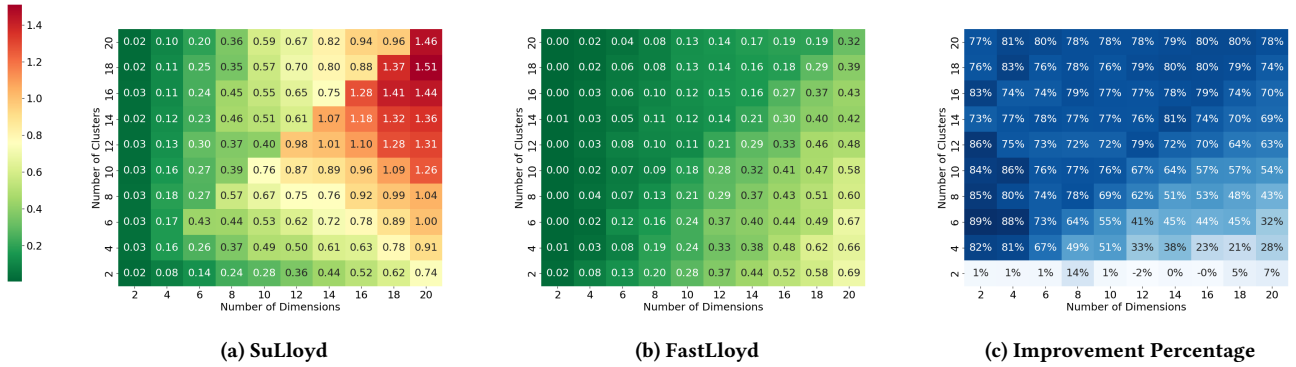


Figure 6: NICV Utility comparison over SynthSEP dataset. Averaged over 60 runs (20 on each of three random datasets).

number of clusters and dimensions. These observations highlight the better scalability and utility of FastLloyd over SuLloyd in high-dimensional and high-cluster-count scenarios. Since SuLloyd was found to outperform all other approaches for $d > 3$ [49], we claim that FastLloyd is state-of-the-art in DP k -means for $d > 3$. FastLloyd also fixes the scalability issue that Su et al.’s work [49] observed in high k .

6.3 Runtime Evaluation

To answer questions Q4 and Q5, we compare FastLloyd with the MohLloyd protocol of Mohassel et al. [36] on a variety of common datasets in terms of runtime and communication size (per iteration). Table 3 shows the summary of the evaluation with two clients (the setting considered in Mohassel et al.’s work [36]). Values for MohLloyd are taken as reported in the paper by Mohassel et al. [36], noting that the setup is similar to the one used in our evaluation, and the gap in performance is more than what could be accounted for by different setups. In terms of runtime, MohLloyd executes in the order of minutes, while FastLloyd executes in a fraction of a second, offering four orders of magnitude speedup. In terms of communication size, MohLloyd requires communicating gigabytes of data per iteration, while FastLloyd needs a fraction of a kilobyte, offering up to seven orders of magnitude reduction in size. In terms

of communication rounds, MohLloyd requires $\Theta(\lceil \log k \rceil)$ communication rounds per iteration [20], while FastLloyd only requires one. Since MohLloyd was found to be the state-of-the-art in secure federated k -means [20], we conclude that we advance the state-of-the-art while offering output privacy (which would only further slow down Mohassel et al. [36]).

7 EXTENSIONS

7.1 Distance-Constrained k -means

We introduce a new extension of the constrained clustering problem that further tunes and improves the utility of DP clustering. This new problem includes a constraint on the maximum radius (η_d) of every cluster, such that the objective function is now subject to the constraints:

$$\eta_{\min} \leq |O_j| \leq \eta_{\max} \quad \text{and} \quad \|x_l - \mu_j\| \leq \eta_d \quad \forall x_l \in O_j, \forall j \quad (12)$$

In lieu of previous work, we extend the network flow formulation to solve our new constrained clustering problem; an example is shown in Figure 8. In short, we modify the capacity of edges connecting the data points to the centroids to be 1 if the distance is less than or equal to η_d , and 0 otherwise, essentially removing the edge. This prevents data points from being assigned to centroids that are

Dataset	Parameters			Runtime (ms)			Comm (bytes)		
	N	k	d	FastLloyd	MohLloyd [36]	Speedup	FastLloyd	MohLloyd [36]	Reduction
TimeSynth	10K	2	2	3.23 ± 0.23	10500	$3250\times$	128	$2.557e8$	$1,998,000\times$
		2	5	8.61 ± 1.81	-	-	320	-	-
		5	2	18.02 ± 3.59	34050	$1890\times$	320	$9.746e8$	$3,045,000\times$
		5	5	19.83 ± 2.01	-	-	800	-	-
TimeSynth	100K	2	2	85.57 ± 2.42	105120	$1228\times$	128	$2.467e9$	$19,277,000\times$
		2	5	313.47 ± 6.79	-	-	320	-	-
		5	2	423.1 ± 6.88	347250	$820\times$	320	$9.535e9$	$29,797,000\times$
		5	5	412.89 ± 5.84	-	-	800	-	-
LSun	400	3	2	1.81 ± 0.1	1481	$1156\times$	192	-	-
S1	5K	15	2	24.76 ± 0.3	49087	$1982\times$	960	-	-

Table 3: Overhead comparison per iteration against MohLloyd [36] for two clients (20 runs with mean and 95% confidence reported for FastLloyd)

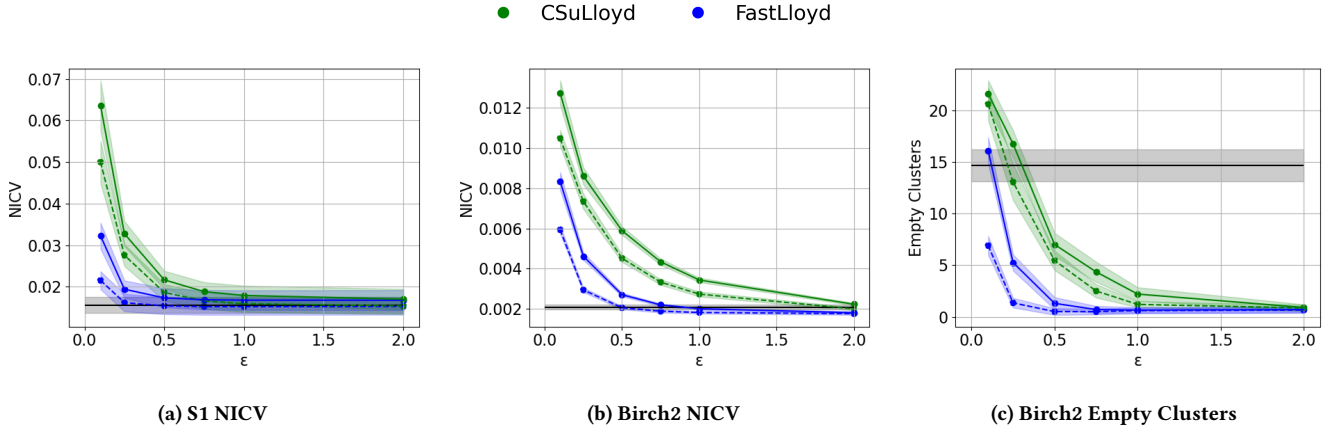


Figure 7: The effect of the distance constraint (dashed lines) on the clustering quality of FastLloyd and CSuLloyd

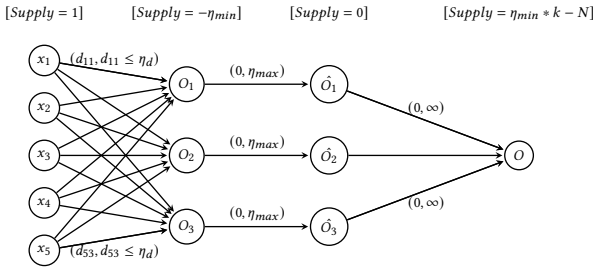


Figure 8: An example reduction of an assignment instance ($N = 5, k = 3$) to a network flow graph for η^{min} , η^{max} and η^{dist} .

further than η_d away, even if it means that they do not get assigned to any cluster.

Intuitively, this constraint has several benefits. First, it provides a form of resistance to outliers, as data points that are far away from any centroid will not (and in some cases, should not) be assigned to

any cluster. Second, it allows for more fine-grained control over the clusters, as the maximum distance constraint can be used to ensure that the clusters are compact. Most importantly, the maximum distance constraint helps to tighten the sensitivity bound of the centroids even further.

THEOREM 7.1. *If constraints (12) are satisfied, then:*

$$\Delta^\mu \leq \frac{2\eta_d}{\eta_{min}} \quad (13)$$

PROOF. Since the update phase treats every dimension separately (see Section 5.3, we can consider only one dimension. Given a previous centroid μ_{t-1} (that might be randomly initialized), we need to bound the maximum change in the new centroid μ_t , when changing the neighbouring dataset. Specifically, we bound the following

$$\Delta^\mu = \max_{D \sim D' \in \mathcal{D}} \|\mu_t(D, \mu_{t-1}) - \mu_t(D', \mu_{t-1})\|_1. \quad (14)$$

In the unbounded model, $D \sim D'$ means that the datasets are identical except for one data point, x' , which is in D' but not in D .

If x' is not within η_d of μ_{t-1} , it will not be assigned to the new cluster, and the neighbouring centroids will be the same, completing the proof. Therefore, we only need to consider the case where x' is within η_d of μ_{t-1} . In this case, we have two neighbouring assignments, O_t and $O'_t = O_t \cup \{x'\}$, and the corresponding centroids will be:

$$\begin{aligned}\mu_t &= \frac{\sum_{x_l \in O_t} x_l}{|O_t|} \\ \mu'_t &= \frac{x' + \sum_{x_l \in O_t} x_l}{|O_t| + 1}\end{aligned}$$

Now, letting $\Sigma = \sum_{x_l \in O_t} x_l$, and $C = |O_t|$ to simplify the notation, we bound the difference between the neighbouring centroids as follows:

$$\|\mu_t - \mu'_t\|_1 = \left\| \frac{\Sigma}{C} - \frac{\Sigma + x'}{C+1} \right\|_1 = \left\| \frac{\Sigma - Cx_l}{C(C+1)} \right\|_1 \quad (15)$$

$$\leq \left\| \frac{\Sigma - C(\mu_t \pm 2\eta_d)}{C(C+1)} \right\|_1 \quad (16)$$

$$= \left\| \frac{\Sigma - C(\frac{\Sigma}{C} \pm 2\eta_d)}{C(C+1)} \right\|_1 \quad (17)$$

$$= \left\| \frac{\mp 2\eta_d C}{C(C+1)} \right\|_1 \leq \frac{2\eta_d}{C} \leq \frac{2\eta_d}{\eta_{min}} \quad (18)$$

where (18) follows from the fact that $C \geq \eta_{min}$ and (16) follows from the fact that x' is within η_d of μ_{t-1} , and therefore by the triangle inequality:

$$\|x_l - x'\|_2 \leq \|x_l - \mu_{t-1}\|_2 + \|\mu_{t-1} - x'\|_2 \leq 2\eta_d \quad \forall x_l \in O_t$$

which implies that x' is within $2\eta_d$ of any point in O_t , namely their average μ_t . Since the ℓ_1 norm over one dimension (ℓ_∞) is always less than or equal to the ℓ_2 norm, we have:

$$\|x' - \mu_t\|_1 \leq \|x' - \mu_t\|_2 \leq 2\eta_d$$

implying that, in this dimension, $x' = \mu_t \pm 2\eta_d$ in the worst case. \square

We heuristically set this parameter as follows (for 2 dimensions):

$$\eta_d = \sqrt{\frac{B^2}{2t}} \quad (19)$$

The intuition behind this choice is that it allows a larger distance ($\eta_d \approx 0.7B$) at the beginning of the algorithm (to allow the initial centroids to align with the data) and then gradually reduces the distance, to reduce the noise and fine-tune the clusters. In particular, we propose that η_d should be a function of k and d , as the higher number of clusters implies the more compact they are expected to be, and the higher number of dimensions implies that the data points are likely to be more spread out.

A preliminary evaluation using the S1 and Birch2 datasets shows that this constraint can significantly improve the utility of the algorithm. Figure 7 shows this improvement on both the constrained sum-count method CSuLloyd and the constrained centroid method FastLloyd, where we observe a 30 ~ 40% reduction in NICV in small ϵ . The trade-off with this maximum radius constraint is that the network flow becomes harder to satisfy. We find that for other datasets, such as Adult, the min-cost flow solver does not always

converge. We leave further exploration of this constraint to future work.

7.2 Serverless Extensions

In this section, we discuss alternatives to using the service provider. A trivial alternative is that each client could locally noise their centroids before sending them to another client (or set of clients) to aggregate. The downside to this approach is that the error will compound with the number of clients and decrease utility. An alternative is for all or a subset of the clients to take the role of a computation node in an MPC protocol. In this case, the centroids would be secret shared and aggregated in MPC, then Laplace noise would need to be added similar to FastLloyd. The noise addition can be implemented by each computation node sampling noise locally and adding it to their shares. Depending on how many nodes are assumed to be honest, this will necessarily add more noise than FastLloyd to ensure privacy in the presence of one or more nodes colluding. Alternatively, the computation nodes can jointly sample the noise using the protocol of Wu et al. [52]. The disadvantage of this approach is that it will add a large computational overhead which will make the runtime closer to that of Mohassel et al. [36].

8 CONCLUSION

In this work, we designed FastLloyd, a new private protocol for federated k -means. We have shown that FastLloyd is secure in the computational model of DP and analyzed its utility. Compared to state-of-the-art solutions in the central model of DP, FastLloyd results in higher utility across a wide range of real datasets and scales effectively to larger dimensions and number of clusters. FastLloyd also achieves four orders of magnitude faster runtime than the state-of-the-art in secure federated k -means across a variety of problem sizes. In summary, we provide an efficient, private, and accurate solution to the horizontally federated k -means problem.

ACKNOWLEDGMENTS

We gratefully acknowledge the support of the National Research Council Canada, the University of Waterloo, the Government of Ontario, and the NSERC Postgraduate Scholarship-Doctoral program for funding this research.

REFERENCES

- [1] Daniel Alosio, Amit Deshpande, Pierre Hansen, and Preyas Popat. 2009. NP-hardness of Euclidean sum-of-squares clustering. *Machine Learning* 75, 2 (Jan. 2009), 245–248. <https://doi.org/10.1007/s10994-009-5103-0>
- [2] Maria-Florina Balcan, Travis Dick, Yingyu Liang, Wenlong Mou, and Hongyang Zhang. 2017. Differentially Private Clustering in High-Dimensional Euclidean Spaces. In *Proceedings of the 34th International Conference on Machine Learning (Proceedings of Machine Learning Research, Vol. 70)*, Doina Precup and Yee Whye Teh (Eds.). PMLR, 322–331. <https://proceedings.mlr.press/v70/balcan17a.html>
- [3] Barry Becker and Ronny Kohavi. 1996. Adult. UCI Machine Learning Repository. DOI: <https://doi.org/10.24432/C5XW20>.
- [4] K.P. Bennett, P.S. Bradley, and A. Demiriz. 2000. *Constrained K-Means Clustering*. Technical Report MSR-TR-2000-65. 8 pages. <https://www.microsoft.com/en-us/research/publication/constrained-k-means-clustering/>
- [5] Avrim Blum, Cynthia Dwork, Frank McSherry, and Kobbi Nissim. 2005. Practical privacy: the SuLQ framework. In *Proceedings of the twenty-fourth ACM SIGMOD-SIGACT-SIGART symposium on Principles of database systems* (New York, NY, USA, 2005-06-13) (*PODS '05*). Association for Computing Machinery, 128–138. <https://doi.org/10.1145/1065167.1065184>
- [6] Keith Bonawitz, Vladimir Ivanov, Ben Kreuter, Antonio Marcedone, H. Brendan McMahan, Sarvar Patel, Daniel Ramage, Aaron Segal, and Karn Seth. 2017. Practical Secure Aggregation for Privacy-Preserving Machine Learning. In *Proceedings*

- of the 2017 ACM SIGSAC Conference on Computer and Communications Security (Dallas, Texas, USA) (CCS '17). Association for Computing Machinery, New York, NY, USA, 1175–1191. <https://doi.org/10.1145/3133956.3133982>
- [7] Paul Bunn and Rafail Ostrovsky. 2007. Secure Two-Party k -Means Clustering. In *Proceedings of the 14th ACM Conference on Computer and Communications Security* (Alexandria, Virginia, USA) (CCS '07). Association for Computing Machinery, New York, NY, USA, 486–497. <https://doi.org/10.1145/1315245.1315306>
 - [8] Cynthia Dwork. 2011. A firm foundation for private data analysis. *Commun. ACM* 54, 1 (2011), 86–95.
 - [9] Cynthia Dwork, Frank McSherry, Kobbi Nissim, and Adam Smith. 2006. Calibrating Noise to Sensitivity in Private Data Analysis. In *Theory of Cryptography*, Shai Halevi and Tal Rabin (Eds.). Springer Berlin Heidelberg, Berlin, Heidelberg, 265–284.
 - [10] Cynthia Dwork and Aaron Roth. 2014. The Algorithmic Foundations of Differential Privacy. *Foundations and Trends® in Theoretical Computer Science* 9, 3–4 (Aug. 2014), 211–407. <https://doi.org/10.1561/04000000042>
 - [11] Cynthia Dwork, Adam Smith, Thomas Steinke, and Jonathan Ullman. 2017. Exposed! A Survey of Attacks on Private Data. *Annual Review of Statistics and Its Application* 4, 1 (2017), 61–84. <https://doi.org/10.1146/annurev-statistics-060116-054123> arXiv:https://doi.org/10.1146/annurev-statistics-060116-054123
 - [12] Dan Feldman, Amos Fiat, Haim Kaplan, and Kobbi Nissim. 2009. Private coresets. In *Proceedings of the forty-first annual ACM symposium on Theory of computing* (New York, NY, USA, 2009-05-31) (STOC '09). Association for Computing Machinery, 361–370. <https://doi.org/10.1145/1536414.1536465>
 - [13] Dan Feldman, Chongyuan Xiang, Ruihao Zhu, and Daniela Rus. 2017. Coresets for differentially private k -means clustering and applications to privacy in mobile sensor networks. In *Proceedings of the 16th ACM/IEEE International Conference on Information Processing in Sensor Networks* (Pittsburgh Pennsylvania, 2017-04-18). ACM, 3–15. <https://doi.org/10.1145/3055031.3055090>
 - [14] R. A. Fisher. 1988. Iris. UCI Machine Learning Repository. DOI: <https://doi.org/10.24432/C56C76>.
 - [15] Pasi Fränti and Sami Sieranoja. 2018. K -means properties on six clustering benchmark datasets. , 4743–4759 pages. <http://cs.uef.fi/sipu/datasets/>
 - [16] P. Fränti and O. Virmajoki. 2006. Iterative shrinking method for clustering problems. *Pattern Recognition* 39, 5 (2006), 761–765. <https://doi.org/10.1016/j.patcog.2005.09.012>
 - [17] Edgar Gabriel, Graham E. Fagg, George Bosilca, Thara Angskun, Jack J. Dongarra, Jeffrey M. Squyres, Vishal Sahay, Prabhakaran Kambadur, Brian Barrett, Andrew Lumsdaine, Ralph H. Castain, David J. Daniel, Richard L. Graham, and Timothy S. Woodall. 2004. Open MPI: Goals, Concept, and Design of a Next Generation MPI Implementation. , 97–104 pages.
 - [18] Badih Ghazi, Ravi Kumar, and Pasin Manurangsi. 2020. Differentially Private Clustering: Tight Approximation Ratios. In *Advances in Neural Information Processing Systems* (2020), Vol. 33. Curran Associates, Inc., 4040–4054. https://proceedings.neurips.cc/paper_files/paper/2020/hash/299dc35e747eb77177d9cea10a802da2-Abstract.html
 - [19] Zakaria Gheid and Yacine Challal. 2016. Efficient and Privacy-Preserving k -Means Clustering for Big Data Mining. 791–798. <https://doi.org/10.1109/TrustCom.2016.0140>
 - [20] Aditya Hegde, Helen Möllering, Thomas Schneider, and Hossein Yalame. [n. d.]. SoK: Efficient Privacy-preserving Clustering. <https://eprint.iacr.org/2021/809> Publication info: Published elsewhere. PoPETs '21.
 - [21] Naoise Holohan, Stefano Braghin, Pól Mac Aonghusa, and Killian Levacher. 2019. Diffprivlib: the IBM differential privacy library. *ArXiv e-prints* 1907.02444 [cs.CR] (July 2019).
 - [22] Thomas Humphries, Rasoul Akhavan Mahdavi, Shannon Veitch, and Florian Kerschbaum. 2022. Selective MPC: Distributed Computation of Differentially Private Key-Value Statistics. In *Proceedings of the 2022 ACM SIGSAC Conference on Computer and Communications Security* (CCS '22). Association for Computing Machinery, New York, NY, USA, 1459–1472. <https://doi.org/10.1145/3548606.3560559>
 - [23] Geetha Jagannathan, Krishnan Pillaipakkamnatt, Rebecca Wright, and Daryl Umano. 2010. Communication-Efficient Privacy-Preserving Clustering. *Transactions on Data Privacy* 3 (04 2010), 1–25.
 - [24] Geetha Jagannathan and Rebecca N. Wright. 2005. Privacy-Preserving Distributed k -Means Clustering over Arbitrarily Partitioned Data. In *Proceedings of the Eleventh ACM SIGKDD International Conference on Knowledge Discovery in Data Mining* (Chicago, Illinois, USA) (KDD '05). Association for Computing Machinery, New York, NY, USA, 593–599. <https://doi.org/10.1145/1081870.1081942>
 - [25] Angela Jäschke and Frederik Armknecht. 2018. Unsupervised Machine Learning on Encrypted Data. *IACR Cryptol. ePrint Arch.* 2018 (2018), 411. <https://api.semanticscholar.org/CorpusID:44160895>
 - [26] Somesh Jha, Luis Kruger, and Patrick McDaniel. 2005. Privacy Preserving Clustering. In *Proceedings of the 10th European Conference on Research in Computer Security* (Milan, Italy) (ESORICS'05). Springer-Verlag, Berlin, Heidelberg, 397–417. https://doi.org/10.1007/11555827_23
 - [27] Zoe L. Jiang, Ning Guo, Yabin Jin, Jiazhuo Lv, Yulin Wu, Zechao Liu, Junbin Fang, S.M. Yiu, and Xuan Wang. 2020. Efficient two-party privacy-preserving collaborative k -means clustering protocol supporting both storage and computation outsourcing. *Information Sciences* 518 (2020), 168–180. <https://doi.org/10.1016/j.ins.2019.12.051>
 - [28] Hyeon-Jin Kim and Jae-Woo Chang. 2018. A Privacy-Preserving k -Means Clustering Algorithm Using Secure Comparison Protocol and Density-Based Center Point Selection. In *2018 IEEE 11th International Conference on Cloud Computing (CLOUD)*. 928–931. <https://doi.org/10.1109/CLOUD.2018.00138>
 - [29] Josh Levy-Kramer. 2018. k -means-constrained. <https://github.com/joshlk/k-means-constrained>
 - [30] Zitao Li, Tianhao Wang, and Ninghui Li. 2023. Differentially Private Vertical Federated Clustering. *Proc. VLDB Endow.* 16, 6 (apr 2023), 1277–1290. <https://doi.org/10.14778/3583140.3583146>
 - [31] S. Lloyd. 1982. Least squares quantization in PCM. *IEEE Transactions on Information Theory* 28, 2 (March 1982), 129–137. <https://doi.org/10.1109/tit.1982.1056489>
 - [32] Zhigang Lu and Hong Shen. [n. d.]. Differentially Private k -Means Clustering with Guaranteed Convergence. ([n. d.]), 1–1. <https://doi.org/10.1109/TDSC.2020.3043369> arXiv:2002.01043 [cs]
 - [33] Frank D. McSherry. 2009. Privacy Integrated Queries: An Extensible Platform for Privacy-Preserving Data Analysis. In *Proceedings of the 2009 ACM SIGMOD International Conference on Management of Data* (Providence, Rhode Island, USA) (SIGMOD '09). Association for Computing Machinery, New York, NY, USA, 19–30. <https://doi.org/10.1145/1559845.1559850>
 - [34] Ilya Mironov, Omkant Pandey, Omer Reingold, and Salil Vadhan. 2009. Computational Differential Privacy. In *Advances in Cryptology – CRYPTO 2009*. 126–142.
 - [35] Prashanth Mohan, Abhradeep Thakurta, Elaine Shi, Dawn Song, and David Culler. 2012. GUPT: privacy preserving data analysis made easy. In *Proceedings of the 2012 ACM SIGMOD International Conference on Management of Data*. ACM, 349–360.
 - [36] Payman Mohassel, Mike Rosulek, and Ni Trieu. 2020. Practical Privacy-Preserving K -means Clustering. *Proceedings on Privacy Enhancing Technologies* 2020 (2020), 414 – 433. <https://api.semanticscholar.org/CorpusID:204772074>
 - [37] Tianjiao Ni, Minghao Qiao, Zhili Chen, Shun Zhang, and Hong Zhong. 2021. Utility-efficient differentially private K -means clustering based on cluster merging. *Neurocomputing* 424 (2021), 205–214. <https://doi.org/10.1016/j.neucom.2020.10.051>
 - [38] Kobbi Nissim, Sofya Raskhodnikova, and Adam Smith. 2007. Smooth sensitivity and sampling in private data analysis. In *Proceedings of the Thirty-Ninth Annual ACM Symposium on Theory of Computing* (San Diego, California, USA) (STOC '07). Association for Computing Machinery, New York, NY, USA, 75–84. <https://doi.org/10.1145/1250790.1250803>
 - [39] Kobbi Nissim and Uri Stemmer. 2018. Clustering Algorithms for the Centralized and Local Models. In *Proceedings of Algorithmic Learning Theory* (2018-04-09). PMLR, 619–653. <https://proceedings.mlr.press/v83/nissim18a.html> ISSN: 2640-3498.
 - [40] Mijung Park, James Foulds, Kamalika Choudhary, and Max Welling. 2017. DP-EM: Differentially Private Expectation Maximization. In *Artificial Intelligence and Statistics*. 896–904.
 - [41] Sankita Patel, Sweta Garasia, and Devesh Jinwala. 2012. An Efficient Approach for Privacy Preserving Distributed K -Means Clustering Based on Shamir's Secret Sharing Scheme. In *IFIP Advances in Information and Communication Technology*. Springer Berlin Heidelberg, 129–141. https://doi.org/10.1007/978-3-642-29852-3_9
 - [42] Laurent Perron and Vincent Furnon. 2023. OR-Tools. Google. <https://developers.google.com/optimization/>
 - [43] Wabbeh H. Qardaji, Weining Yang, and Ninghui Li. 2012. Differentially private grids for geospatial data. *2013 IEEE 29th International Conference on Data Engineering (ICDE)* (2012), 757–768. <https://api.semanticscholar.org/CorpusID:9401337>
 - [44] Weiliang Qiu and Harry Joe. 2023. *Random Cluster Generation (with Specified Degree of Separation)*. <https://CRAN.R-project.org/package=clusterGeneration> R package version 1.3.8.
 - [45] Fang-Yu Rao, Bharath K. Samanthula, Elisa Bertino, Xun Yi, and Dongxi Liu. 2015. Privacy-Preserving and Outsourced Multi-user K -Means Clustering. In *2015 IEEE Conference on Collaboration and Internet Computing (CIC)*. 80–89. <https://doi.org/10.1109/CIC.2015.20>
 - [46] Arlei Silva and Gowtham Bellala. 2017. Privacy-Preserving Multi-Party Clustering: An Empirical Study. In *2017 IEEE 10th International Conference on Cloud Computing (CLOUD)*. 326–333. <https://doi.org/10.1109/CLOUD.2017.49>
 - [47] Uri Stemmer. 2021. Locally private k -means clustering. 22, 1 (2021), 176:7964–176:7993.
 - [48] Uri Stemmer and Haim Kaplan. 2018. Differentially Private k -Means with Constant Multiplicative Error. In *Advances in Neural Information Processing Systems* (2018), Vol. 31. Curran Associates, Inc. https://papers.nips.cc/paper_files/paper/2018/hash/32b991e5d77ad140559ffb95522992d0-Abstract.html
 - [49] Dong Su, Jianneng Cao, Ninghui Li, Elisa Bertino, and Hongxia Jin. 2016. Differentially Private K -Means Clustering. In *Proceedings of the Sixth ACM Conference on Data and Application Security and Privacy* (New York, NY, USA,

- 2016-03-09) (CODASPY '16). Association for Computing Machinery, 26–37. <https://doi.org/10.1145/2857705.2857708>
- [50] Alfred Ultsch. 2005. CLUSTERING WIH SOM: U* C. *Proc. Workshop on Self-Organizing Maps* (01 2005).
- [51] Jaideep Vaidya and Chris Clifton. 2003. Privacy-Preserving k-Means Clustering over Vertically Partitioned Data. In *Proceedings of the Ninth ACM SIGKDD International Conference on Knowledge Discovery and Data Mining* (Washington, D.C.) (KDD '03). Association for Computing Machinery, New York, NY, USA, 206–215. <https://doi.org/10.1145/956750.956776>
- [52] Genqiang Wu, Yeping He, Jingzheng Wu, and Xianyao Xia. 2016. Inherit differential privacy in distributed setting: Multiparty randomized function computation. In *2016 IEEE Trustcom/BigDataSE/ISPA*. 921–928.
- [53] Liu Xiaoyan, Zoe Jiang, Sm Yiu, Xuan Wang, Chuting Tan, Li Ye, Zechao Liu, Yabin Jin, and Junbin Fang. 2015. Outsourcing Two-Party Privacy Preserving K-Means Clustering Protocol in Wireless Sensor Networks. 124–133. <https://doi.org/10.1109/MSN.2015.42>
- [54] Jiawei Yuan and Yifan Tian. 2019. Practical Privacy-Preserving MapReduce Based K-Means Clustering Over Large-Scale Dataset. *IEEE Transactions on Cloud Computing* 7, 2 (2019), 568–579. <https://doi.org/10.1109/TCC.2017.2656895>
- [55] Jun Zhang, Xiaokui Xiao, Yin Yang, Zhenjie Zhang, and Marianne Winslett. 2013. PrivGene: differentially private model fitting using genetic algorithms. In *Proceedings of the 2013 ACM SIGMOD International Conference on Management of Data*. ACM, 665–676.
- [56] T. Zhang, R. Ramakrishnan, and M. Livny. 1997. BIRCH: A new data clustering algorithm and its applications. *Data Mining and Knowledge Discovery* 1, 2 (1997), 141–182.

A PROOF OF QUANTIZED DP NOISE

We argue why quantizing the DP noise is acceptable in Figure 2. In essence, because the sensitive data is already quantized, adding quantized noise to it is equivalent to adding the noise first and then performing the quantization, which aligns with the postprocessing lemma in differential privacy.

This can be intuitively understood by noting that:

- The data before noise addition is already quantized.
- The sum of a quantized value and a non-quantized value will only have information of the non-quantized variable in the less significant bits (i.e., those lost to quantization).
- Hence, quantizing the sum is equivalent to dropping this lower bit information, which is similar to quantizing the second variable prior to addition.

We show this formally in the following Theorem.

THEOREM A.1 (QUANTIZATION AND DIFFERENTIAL PRIVACY). *Quantizing Laplace noise at the same level of quantization as that used in the Masked Secure Aggregation (MSA) protocol does not violate the privacy guarantees offered by differential privacy.*

PROOF. We begin by observing that any value, say v , can be split into two parts upon quantization: the integral part, \bar{v} , and the fractional part, \hat{v} , such that $\bar{v} \times 2^\delta$ is the (rounded) integral part of $v \times 2^\delta$ (i.e. it is $\lceil v \times 2^\delta \rceil$), and \hat{v} denotes the fractional part that gets lost due to quantization. This notation can similarly be applied to the noise variable, η .

In our context, the sensitive data we wish to protect is \bar{v} since the entire protocol operates in a quantized environment, i.e., v is never transmitted. We aim to demonstrate the following equivalence:

$$\bar{v} + \bar{\eta} = \lceil v \times 2^\delta \rceil + \lceil \eta \times 2^\delta \rceil = \lceil (\bar{v} + \eta) \times 2^\delta \rceil$$

The right-hand side represents quantization applied as postprocessing to the sum of the sensitive data and the noise, which adheres to the rules of differential privacy.

After expanding the right-hand side, we obtain:

$$\lceil (\bar{v} + \eta) \times 2^\delta \rceil = \lceil \bar{v} \times 2^\delta + \bar{\eta} \times 2^\delta + \hat{\eta} \times 2^\delta \rceil$$

We can take out $\bar{v} \times 2^\delta$ and $\bar{\eta} \times 2^\delta$ from the rounding operator because they are exact integers (indeed $\bar{v} \times 2^\delta$ is $\lceil v \times 2^\delta \rceil$). We then obtain:

$$\lceil (\bar{v} + \eta) \times 2^\delta \rceil = \lceil v \times 2^\delta \rceil + \lceil \eta \times 2^\delta \rceil + \lceil \hat{\eta} \times 2^\delta \rceil$$

However, $\hat{\eta} \times 2^\delta$ will be lost due to quantization, hence:

$$\lceil (\bar{v} + \eta) \times 2^\delta \rceil = \lceil v \times 2^\delta \rceil + \lceil \eta \times 2^\delta \rceil = \bar{v} + \bar{\eta}$$

□

B ABLATION OF PARAMETERS

In this section, we empirically justify our choice of hyperparameters: η_{min} , η_{max} and the postprocessing method. We choose these parameters to minimize the Normalized Intra-Cluster Variance (NICV) metric over a set of synthetic datasets. The synthetic datasets were generated using the clusterGeneration package [44] varying the number of dimensions (d) and clusters (k) as $(k, d) \in \{2, 4, 8, 16\}^2$, resulting in 16 variations. For each variation, we generate 3 different datasets with the degrees of separation $\{0.25, 0.5, 0.75\}$. The average cluster size is fixed to $C_{avg} = \frac{2048}{k}$ and the cluster sizes are randomly sampled in the range $[0.70 \cdot C_{avg}, 1.30 \cdot C_{avg}]$, leading to a total dataset size in the range $[1433, 2662]$.

All the ablation experiments were done on two privacy budget settings: $\epsilon = 1.0$ and $\epsilon = 0.1$. The results are shown in Figures 9 and 10, respectively. For the min and max cluster experiments, we plot the average of all the NICV values for each k as a separate line and the average of all datasets over all variations as the black dotted line, with the 95% confidence interval shaded around it. We observe that generally, a smaller α_{min} and α_{max} lead to better NICV values, especially for datasets with a high number of clusters. This is expected because a smaller α_{min} gives a tighter bound on the sensitivity and so improves the utility. A smaller α_{max} also imposes a tighter maximum cluster size constraint, which intuitively helps with the convergence of the algorithm. However, the tighter the constraints, the harder it is for them to be satisfied. As we observe in the plots, most datasets with α_{min} or α_{max} set to lower than 1.25 do not have a value because the min-cost flow solver cannot find a valid assignment. Therefore, we choose $\alpha_{min} = 1.25$ and $\alpha_{max} = 1.25$ as a balance between utility and feasibility. We also observe that the folding method is better in the low privacy setting ($\epsilon = 0.1$), and it does not make a significant difference in the high privacy setting ($\epsilon = 1.0$). Therefore, we choose the folding method as the default postprocessing method.

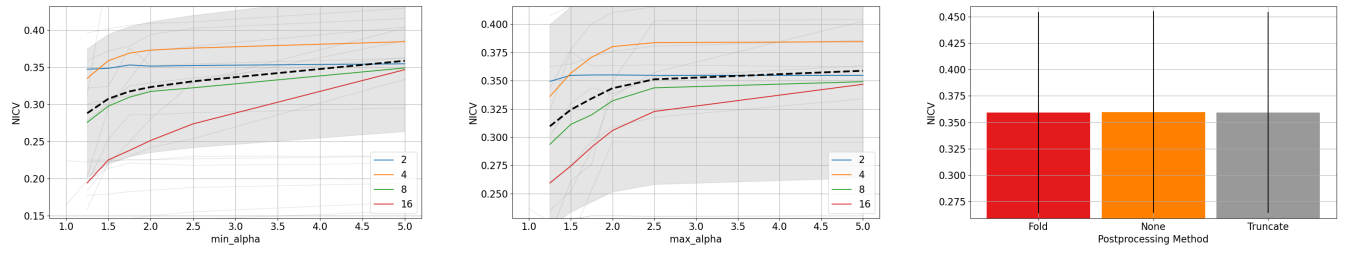


Figure 9: Ablation over different selections of parameters, $\epsilon = 1.0$

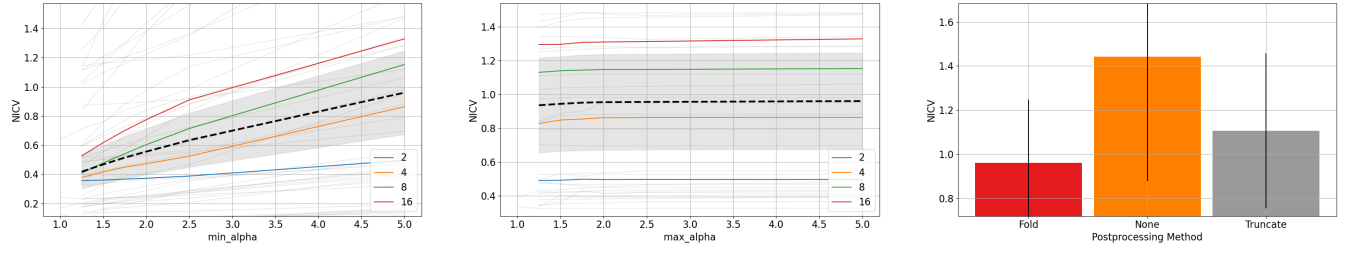


Figure 10: Ablation over different selections of α , $\epsilon = 0.1$