

Nonlinearity-induced symmetry breaking in a system of two parametrically driven Kerr-Duffing oscillators

F. Hellbach,¹ D. De Bernardis,² M. Saur,² I. Carusotto,² W. Belzig,¹ and G. Rastelli²

¹*Fachbereich Physik, Universität Konstanz, D-78457 Konstanz, Germany*

²*Pitaevskii BEC Center, CNR-INO and Dipartimento di Fisica, Università di Trento, I-38123 Trento, Italy*

(Dated: May 3, 2024)

We study the classical dynamics of a system of a pair of Kerr-Duffing nonlinear oscillators, coupled by a nonlinear interaction and subject to a parametric drive. Within a rotating wave approximation (RWA), we analyze the steady-state solutions for the oscillation amplitude of the two oscillators. In the most relevant case of identical oscillators, we separately investigate configurations in which only one oscillator is parametrically driven or both of them are simultaneously driven. In the latter regime, a special attention is paid to the symmetric case where the parametric drives acting on the two oscillators are equal: for an increasing value of the detuning of the parametric drive, a transition to a multi-stable, symmetry-breaking regime is found, where the two oscillators display different oscillation amplitudes and phases.

I. INTRODUCTION

Nonlinear dynamics of resonantly driven oscillator modes is a very general theme common to many fields of physics, from nanomechanical systems to photonics. In the mechanical context, it has received growing attention in view of metrological applications [1–7] as well as from a fundamental science perspective. Driven nonlinear nanomechanical systems constitute, in fact, an ideal platform for the investigation of fundamental aspects of nonlinear dynamics and nonequilibrium fluctuations [8]. In photonics, models involving a few resonantly-driven modes coupled by nonlinear processes provide a powerful framework to describe nonlinear optical processes leading to the mixing of different beams and to the generation of new harmonic and/or sub-harmonic components and are at the heart of devices for quantum and/or nonlinear optics applications [9–13].

Independently of the specific platform used, nonlinear coupling between linear modes is expected to become strong when the ratio between their resonance frequencies is an integer (linear resonance 1:n) or rational (parametric resonance 2:n), viz. the so-called internal resonances [14]. When internal resonance are not present, nonlinear interaction arises from the dispersive interaction between the modes. If one of the coupled modes is driven in linear regime nonlinear interactions typically manifest as a dispersive shift of the mode frequencies, which depends on the oscillation amplitude of the driven mode. Such nonlinear interaction effects have been observed in a variety of nanomechanical systems, e.g. doubly clamped beams or strings, clamped nano- or micro-cantilevers and in doubly clamped, nanomechanical silicon nitride string resonators [15–23].

In photonics, nonlinear interaction processes are mediated by the nonlinear response of the material medium, in particular second-order $\chi^{(2)}$ and third-order $\chi^{(3)}$ nonlinearities, leading to a variety of phenomena, from optical bistability to parametric amplification and oscillation [9–13, 24]. In the last decades, growing attention

has been paid to systems featuring a complex interplay of several nonlinear phenomena at once and/or well-defined discrete modes [25–27]. Nowadays, an active frontier is to explore fundamental aspects of non-equilibrium fluctuations around the steady-state of spatially extended systems and shine a light on their relation to fundamental questions of pattern formation in nonlinear systems [28–31].

In this paper, we investigate a simple model based on two Kerr/Duffing oscillators coupled through nonlinear interaction terms, proportional to the product of the squares of the two amplitudes of the two modes $\sim q_1^2 q_2^2$. Within the rotating wave approximation (RWA), we analyze the possible stationary, paired solutions and their dynamical stability in the two cases when either only one of the two modes is driven or when both resonators are driven by parametric forces modulating the oscillator frequencies at a frequency close to twice their bare frequency. When both resonators are parametrically driven at the same frequency, the paired amplitudes of the two modes show a complex and intriguing behavior which is also characterized by the presence of several instability ranges in the frequency detuning. As a most interesting result, we find that when the two resonators have equal parameters and are driven with equal amplitudes, the overall symmetry of the system can be spontaneously broken for moderately weak nonlinear interaction, leading to an intriguing multistability phenomenon featuring steady states with different amplitudes and phases on the two oscillators.

The article is organized as follows. In Sec. II, we introduce the model and the effective dynamical equation in the rotating frame using the RWA. In Sec. III, we shortly discuss the behavior of the system when both resonators have non-zero oscillation amplitude in presence when only resonator is driven. Finally IV, we analyze the intriguing case when both resonators are simultaneously driven and the emergence of symmetry breaking.

II. THE SYSTEM

We introduce the mathematical model that describes two nonlinear resonant modes coupled by the cross-Kerr / parametric interaction which are driven parametrically. We consider two resonators with equal damping coefficients and equal self-Kerr-Duffing parameters. We refer to the Appendix A for the details.

In the rotating frame and using the RWA, the equations for the complex amplitudes associated with the two modes oscillating at frequencies ω_d are

$$\frac{\partial z_1}{\partial \tau} = iF_1(z_1, z_2), \quad \frac{\partial z_2}{\partial \tau} = iF_2(z_2, z_1) \quad (1)$$

with the functions $F_n(z_n, z_m)$

$$F_n(z_n, z_m) = \left(|z_n|^2 - \delta\Omega_n + i \right) z_n + \delta\Omega_{T,n} z_n^* + g \left(2|z_m|^2 z_n + z_m^2 z_n^* \right). \quad (2)$$

for $n = 1$ and $m = 2$ and viceversa.

Here $\delta\Omega_n$ corresponds to the scaled detuning for the resonator n and $\delta\Omega_{T,n}$ is proportional to the strength of the parametric drive. It also corresponds to the (scaled) frequency threshold for the self-sustained oscillatory motion of the resonator n in the limit of vanishing damping and without interaction. The parameter g represents the scaled coupling strength for the interaction.

The stationary solution are obtained by requiring $\partial z_1 / \partial \tau = \partial z_2 / \partial \tau = 0$, namely by solving the two coupled nonlinear equations

$$F_1(\bar{z}_1, \bar{z}_2) = F_2(\bar{z}_2, \bar{z}_1) = 0. \quad (3)$$

We analyze the dynamical stability of these solutions by analyzing the small fluctuation around these points $z_n \simeq \bar{z}_n + \delta z_n$, namely, we consider the equations for the vector of the fluctuations

$$\frac{\partial}{\partial \tau} \begin{pmatrix} \delta z_1 \\ \delta z_1^* \\ \delta z_2 \\ \delta z_2^* \end{pmatrix} = i \begin{pmatrix} a_1 & b_1 & c & d \\ -b_1^* & -a_1 & -d^* & -c \\ c & d & a_2 & b_2 \\ -d^* & -c & -b_2^* & -a_2 \end{pmatrix} \begin{pmatrix} \delta z_1 \\ \delta z_1^* \\ \delta z_2 \\ \delta z_2^* \end{pmatrix} \quad (4)$$

with the coefficients evaluated at the stationary solutions

$$a_1 = 2|\bar{z}_1|^2 - \delta\Omega_1 + 2g|\bar{z}_2|^2 + i, \quad (5)$$

$$a_2 = 2|\bar{z}_2|^2 - \delta\Omega_2 + 2g|\bar{z}_1|^2 + i, \quad (6)$$

$$b_1 = \bar{z}_1^2 + \delta\Omega_{T,1} + g\bar{z}_2^2, \quad (7)$$

$$b_2 = \bar{z}_2^2 + \delta\Omega_{T,2} + g\bar{z}_1^2, \quad (8)$$

$$c = 2g(\bar{z}_1^* \bar{z}_2 + \bar{z}_1 \bar{z}_2^*), \quad (9)$$

$$d = 2g\bar{z}_1 \bar{z}_2. \quad (10)$$

Notice that if we have the trivial solution for one of the two resonators $\bar{z}_n = 0$, the equations for δz_1 and δz_2 become decoupled.

When the real parts of all eigenvalues of the matrix appearing in Eq. (4) - including the factor i - are negative, the stationary solution is dynamically stable against noise. In the limit of small damping, which corresponds to neglect the factor i in the coefficients a_1 and a_2 , the solutions are dynamically stable simply when the real parts of the eigenvalues vanish.

Hereafter we focus our analysis on the strong nonlinear regime in which the motion is dominated by the nonlinear interaction such that we can neglect the damping force, which is valid in the limit $3\kappa A_n^2 / (8\omega_d) \gg \Gamma$ with A_n the amplitude of the oscillatory motion of the resonator $q_n(t) = A_n \cos(\omega_d t + \theta_n)$, κ is the Kerr-Duffing parameter, Γ is the damping and ω_d is half of the drive frequency (see appendix A). This approximation is not valid when we are close to the parametric threshold when the resonator starts to oscillate at frequency ω_d and the amplitude can be small enough to violate the previous condition. However, the effect of the damping is the renormalization of the threshold. This approximation captures qualitatively the behavior of the nonlinear system, although it cannot be quantitatively correct in correspondence with the thresholds.

Before analyzing the solutions in which both resonators oscillate, $\bar{z}_1 \neq 0$ and $\bar{z}_2 \neq 0$, we discuss shortly the simple cases in which one of the two resonators is at rest. We refer to the appendices B, C for a more extended analysis.

First of all, for a single parametrically driven nonlinear resonator (uncoupled with $g = 0$), one has the following (stable) steady-state solution for \bar{z} : the resonator starts to oscillate at frequency ω_d above the detuning threshold $\delta\Omega > -\delta\Omega_{T,1}$ and it is entirely out of phase with respect to the drive, in the limit of vanishing damping (see appendix B). The trivial solution $\bar{z}_1^{(0)} = 0$ is unstable in the detuning range $|\delta\Omega| < \delta\Omega_{T,1}$.

When we switch on the interaction, we discuss the stationary pair solutions. In particular, the trivial solution ($\bar{z}_1 = 0, \bar{z}_2 = 0$) is still a stationary solution and unstable for $|\delta\Omega_i| < \delta\Omega_{T,i}$ as for the case $g = 0$. On the other hand, the pair solutions ($\bar{z}_1 \neq 0, \bar{z}_2 = 0$) have decoupled equations of the fluctuations Eq. (4) (the coefficients c and d vanish) but they are correlated as the finite value of the amplitude of the driven mode \bar{z}_1 affects the fluctuation of the second non-driven mode δz_2 (for example the coefficient a_2 depends on \bar{z}_1) and therefore the range of stability can be different from the noninteracting case, see appendix C.

III. FINITE AMPLITUDE SOLUTIONS FOR ONE DRIVEN RESONATOR

We start the analysis by considering that the external drive is applied only to the first resonator ($\delta\Omega_{T,2} = 0$).

In appendix D, we give a detailed analysis of this regime, in which we report the analytical solutions in table I. The different possible solutions are associated with

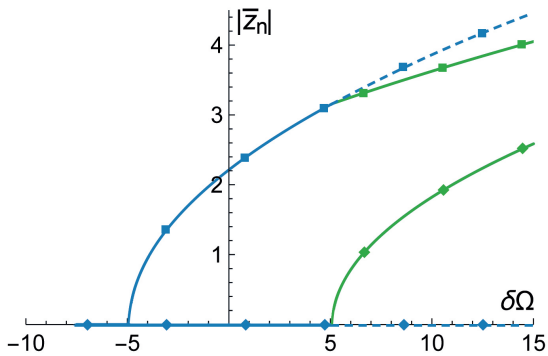


Figure 1. Example of the behavior for a single-driven mode. Legend: The amplitudes of the two different resonators are distinguished by the symbol, i.e., \blacksquare for $|\bar{z}_1|$, \blacklozenge for $|\bar{z}_2|$. Lines with the same color show solution pairs of the two resonators. Solid lines correspond to stable solutions. Dashed lines correspond to unstable solutions. Parameters: $g = 1/2$, $\delta\Omega_{T,1} = 0$ and $\delta\Omega_{T,2} = 5$. The blue lines show the solution pairs with only one oscillating resonator while the other one is at rest.

different ranges of the coupling strength g , in particular in the ranges $0 < g < 1/3$, $1/3 < g < 1$ and $g > 1$. We checked that the numerical results are in good agreement with the analytical solutions shown in appendix D.

In short, when only the first mode is driven, the parametric interaction changes the system's stability range even when we have the trivial solution for the second non-driven mode. Furthermore, the first resonator can drive the state of the second resonator in an oscillatory motion.

We give an example of results for this regime in Fig. 1 (numerical results) in which we plot stable pair solutions (solid lines) and unstable ones (dashed lines). In particular, we notice that, for the stable solutions, the second non-driven resonator starts to oscillate for a given threshold detuning. This leads to a discontinuity in the amplitude curve of the driven resonators. As another possible case (not shown) the curve for the second resonator can have a discontinuity in which the amplitude \bar{z}_2 has a jump from zero to a finite value.

IV. FINITE AMPLITUDE SOLUTIONS FOR TWO DRIVEN RESONATORS

In this section, we analyze the case of both nonlinear resonators being parametrically driven. We consider the degenerate case, with $\omega_1 = \omega_2$ such that the detuning frequencies are the same $\delta\Omega_1 = \delta\Omega_2 = \delta\Omega$.

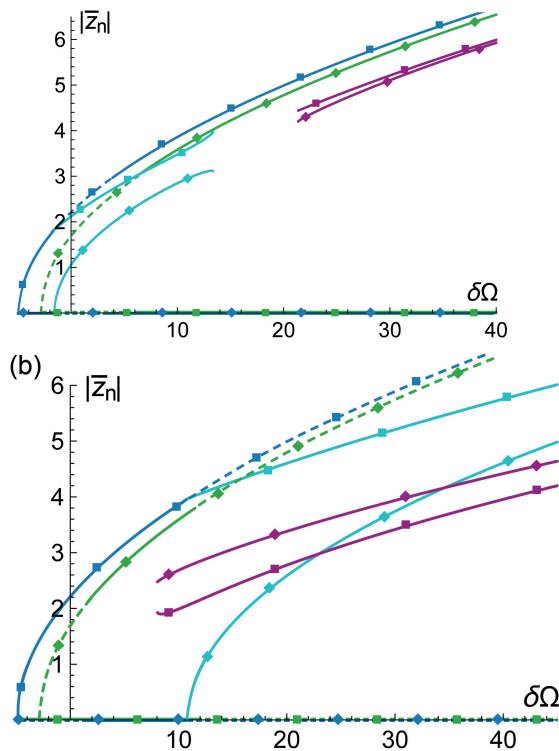


Figure 2. Example of the behavior of the system for two driven modes with different drive strengths. Legend: The amplitudes of the two different resonators are distinguished by the symbol, i.e. \blacksquare for $|\bar{z}_1|$, \blacklozenge for $|\bar{z}_2|$. Lines with the same color show solution pairs of the two resonators. Solid lines correspond to stable solutions. Dashed lines correspond to unstable solutions. The green and blue lines are the paired solutions with $\bar{z}_2 = 0$ or $\bar{z}_1 = 0$. Parameters: (a): $\delta\Omega_{T,1} = 3$, $\delta\Omega_{T,2} = 5$, $g = 1/8$. (b): $\delta\Omega_{T,1} = 10/3$, $\delta\Omega_{T,2} = 5$, $g = 1/2$.

A. Numerical analysis for asymmetric drive

$$\delta\Omega_{T,1} \neq \delta\Omega_{T,2}$$

We start the analysis when the strengths of the two parametric drives are different $\delta\Omega_{T,1} \neq \delta\Omega_{T,2}$. For this case, we discuss some simple limits, in a qualitative manner, that we have tested numerically and show an example of results.

First of all, in the limit of weak coupling $g \ll 1$, the solutions are connected qualitatively to uncoupled solutions for two noninteracting modes, as expected.

On the other hand, for $\delta\Omega_{T,1} \gg \delta\Omega_{T,2}$, for moderate force acting on the first resonator $\delta\Omega_{T,1} \gg 1$ and not so small coupling g , the solutions are connected qualitatively to ones obtained for the case of a single-driven mode, see Sec. III. One can estimate this regime in the small damping limit in which we have $|z_1|^2 \approx \delta\Omega_{T,1}$ at small detuning. Hence the effects of the first resonator

dominate on the second drive for $g\Omega_{T,1} \gg \Omega_{T,2}$. In such regime the interaction between the two resonators dominates over the second drive, the amplitude of the second - weakly driven - resonator is determined by its parametric interaction with the first resonator in a way qualitatively similar to the results discussed in Sec. III.

The more interesting regime occurs when the strength of the two drives are comparable, and the interaction strength is also not so small. An example of results in such a regime is shown in Fig. 2 for $g = 1/8$ and $g = 1/2$. Here the blue and green lines are the paired solutions with $\bar{z}_2 = 0$ or $\bar{z}_1 = 0$, respectively. The solid lines show the stable solutions. As there are many unstable solutions, we include only a few examples of them in the figure corresponding to the dashed lines.

For $g = 1/8$, we have stable solutions of finite amplitudes, $\bar{z}_1 \neq 0$ and $\bar{z}_2 \neq 0$, (turquoise lines) up to some detuning, they disappear, and two new stable solutions emerge again at larger detuning (purple lines). The system has multistability when we regard the phase since the modulus of the solutions shown in Fig. 2 corresponds to solutions of different phases. One can show that, in total, there are four different paired solutions corresponding to the four possible combinations of the phases.

For the case $g = 1/2$, the system shows a multistability even for the modulus, as shown Fig. 2b, in which two paired solutions of different amplitudes (turquoise lines and purple lines) are stable in the same detuning range. In this case, the system admits eight stable paired solutions, e.g. four solutions for a given pair of amplitudes.

B. Numerical analysis in the symmetric case

$$\delta\Omega_{T,1} = \delta\Omega_{T,2}$$

As the most interesting case, we analyze the case in which the strength of the two drives is the same $\delta\Omega_{T,1} = \delta\Omega_{T,2}$. In this case, the system is fully symmetric. An example of results in such a regime is shown in Fig. 3 for $g = 1/5$, $g = 3/10$ and $g = 1/2$, in the limit of negligible damping.

The symmetry of the equations leads to a natural symmetric solution in which the two resonators have the same oscillatory amplitude $|\bar{z}_1| = |\bar{z}_2| = |\bar{z}_0|$. We find that this solution is stable for different ranges, as indicated in Fig. 3. Although the modulus is the same, the system has a multistability related to the combinations of all possible phases of the solutions (similar to the results of the previous section). Denoting the two possible states for each resonator as $|\bar{z}_0|e^{i\varphi_{0,+}}$ and $|\bar{z}_0|e^{i\varphi_{0,-}}$, we obtain in total four possible solution pairings depending on whether the two resonators have either different or equal phases. They correspond to $(\varphi_{0,+}, \varphi_{0,+})$, $(\varphi_{0,+}, \varphi_{0,-})$, $(\varphi_{0,-}, \varphi_{0,+})$, $(\varphi_{0,-}, \varphi_{0,-})$, with $|\varphi_{0,+} - \varphi_{0,-}| = \pi$.

When we increase the coupling, we observe that at $g = 1/3$ the region of stability of the symmetric solution changes discontinuously. For $g < 1/3$ the symmetric solution is stable from $\delta\Omega > -\delta\Omega_T$ up to a critical detuning

$\delta\Omega < \delta\Omega_{c,S}$, see Fig. 3a and Fig. 3b, whereas it becomes stable at large detuning $\delta\Omega > \delta\Omega_{c,S}$ for $g > 1/3$, see Fig. 3c. We have numerically calculated the critical value g at which the system with broken symmetry switches from the solution types of Fig. 3a and Fig. 3b to the solution types of Fig. 3c, at different values of the drive strength $\delta\Omega_T$. Within the range of parameters explored

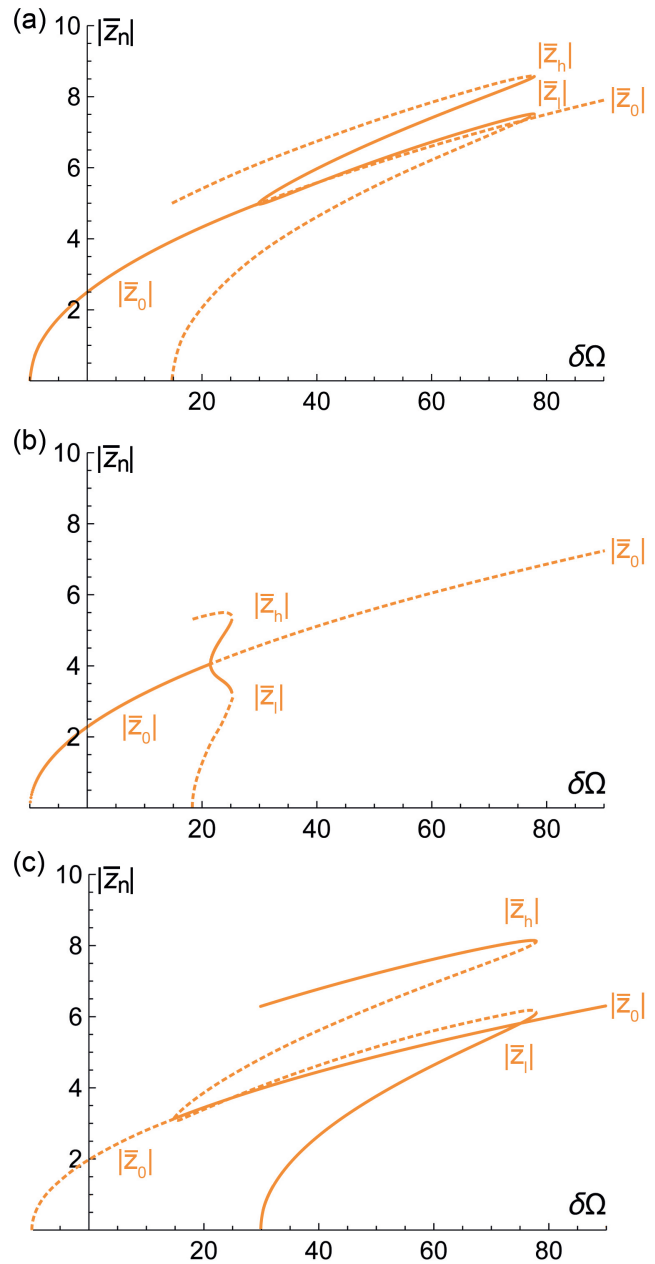


Figure 3. Example of the behavior of the system for two driven modes with symmetric drive. The orange indicates that two solutions overlap/exist with the same amplitude. The solid lines are the stable solutions, whereas the dashed lines correspond to the unstable ones. Parameters: $\delta\Omega_{T,1} = \delta\Omega_{T,2} = 10$ (a): $g = 1/5$ (b): $g = 3/10$ (c): $g = 1/2$.

in our numerical solutions, we find that the critical coupling at which the discontinuity occurs is $g_c \approx 1/3$ and it is independent of the drive strength $\delta\Omega_T$. The latter only affects the critical detunings $\delta\Omega_{c,S}$ at different g .

For $g < 1/3$, at $\delta\Omega = \delta\Omega_{c,S}$, we have a pitchfork bifurcation of the stable solutions: for $\delta\Omega > \delta\Omega_{c,S}$, the symmetric solution is unstable, and we have a solution with broken symmetry in amplitudes $|\bar{z}_1| \neq |\bar{z}_2|$, see Fig. 3a and Fig. 3b. For $g > 1/3$, the symmetric solution becomes stable for $\delta\Omega > \delta\Omega_{c,S}$ whereas the broken-symmetry solution results are stable at larger detuning, see Fig. 3c, with one of them appearing at finite amplitude in a discontinuous way.

V. BROKEN-SYMMETRY SOLUTIONS OF THE SYMMETRIC CASE

We now discuss the behavior of the broken symmetry solutions. At the pitchfork bifurcation, as shown in Fig. 3(a) and Fig. 3(b), we have two stable non-symmetric solutions which we denote $|\bar{z}_h|$ and $|\bar{z}_l|$. The system has multistability characterized by the possibility of exchanging the amplitudes of the two resonators, i.e. we have a state with $|\bar{z}_1| = |\bar{z}_h|$ and $|\bar{z}_2| = |\bar{z}_l|$ and a different state with $|\bar{z}_1| = |\bar{z}_l|$ and $|\bar{z}_2| = |\bar{z}_h|$.

Furthermore, even if we fix the modulus of the amplitudes of the two resonators, for example, $|\bar{z}_1| = |\bar{z}_h|$ and $|\bar{z}_2| = |\bar{z}_l|$, this state is still characterized by multistability owing to the different phases associated to each solution \bar{z}_h and \bar{z}_l . More explicitly, we have four possible states given by four possible combinations of the phases

$$(1) \quad \bar{z}_1 = |\bar{z}_h|e^{i\varphi_{h,+}} \quad \bar{z}_2 = |\bar{z}_l|e^{i\varphi_{l,+}}, \quad (11)$$

$$(2) \quad \bar{z}_1 = |\bar{z}_h|e^{i\varphi_{h,+}} \quad \bar{z}_2 = |\bar{z}_l|e^{i\varphi_{l,-}}, \quad (12)$$

$$(3) \quad \bar{z}_1 = |\bar{z}_h|e^{i\varphi_{h,-}} \quad \bar{z}_2 = |\bar{z}_l|e^{i\varphi_{l,+}}, \quad (13)$$

$$(4) \quad \bar{z}_1 = |\bar{z}_h|e^{i\varphi_{h,-}} \quad \bar{z}_2 = |\bar{z}_l|e^{i\varphi_{l,-}}. \quad (14)$$

with $|\varphi_{h,+} - \varphi_{h,-}| = |\varphi_{l,+} - \varphi_{l,-}| = \pi$.

We summarize the behavior of the paired solutions in Fig. 4 in which we plot the complex amplitudes of Fig. 3a parametrically as a function of the detuning for the case $g = 1/5$.

In Fig. 5, we show the complete phase diagram. The white areas represent regions where symmetric solutions are dynamically stable. In contrast, red areas indicate regions of dynamic instability for these solutions. Green areas denote the existence and dynamic stability of broken-symmetry solutions. When green overlaps with red, the broken-symmetry solution is the only stable configuration. Conversely, where green overlaps with white, both symmetric and broken-symmetry solutions remain dynamically stable. We found the stability regions for the broken-symmetry solutions numerically, whereas the symmetric solutions are obtained from analytical formulas that we analyze in detail in the following. In the white

regions, we find that also other type solutions, for example, the solution with $z_1 = 0$ and $z_2 \neq 0$, are still possible. A similar phase diagram occurs if we vary the symmetric drive strength $\delta\Omega_{T,1} = \delta\Omega_{T,2}$ where the critical coupling at $g_c \approx 1/3$ remains unchanged.

In the limit of vanishing damping, the symmetric solutions take the form

$$z_0 = \pm i \frac{\delta\Omega + \delta\Omega_T}{1 + 3g} \quad (15)$$

where we set $\delta\Omega_T = \delta\Omega_{T,1} = \delta\Omega_{T,2}$. Then the coefficients of the matrix associated to the fluctuations Eq. (4) around the stationary points are real and read

$$a = 2(1+g)|z_0|^2 - \delta\Omega, \quad (16)$$

$$b = -(1+g)|z_0|^2 + \delta\Omega_T, \quad (17)$$

$$c = \pm 4g|z_0|^2, \quad (18)$$

$$d = \mp 2g|z_0|^2. \quad (19)$$

with the sign \pm (\mp) depending on the phases of the paired solution, e.g. the same $\bar{z}_1 = \bar{z}_2$ or different phase $\bar{z}_1 = -\bar{z}_2$. Recalling that $\delta z_n = \delta Q_n - i\delta P_n$ and changing the variables $\bar{Q} = \delta Q_1 + \delta Q_2$, $\Delta Q = \delta Q_1 - \delta Q_2$, $\bar{P} = \delta P_1 + \delta P_2$, $\Delta P = \delta P_1 - \delta P_2$, one can obtain the expansion of the Hamiltonian around the symmetric stable solution

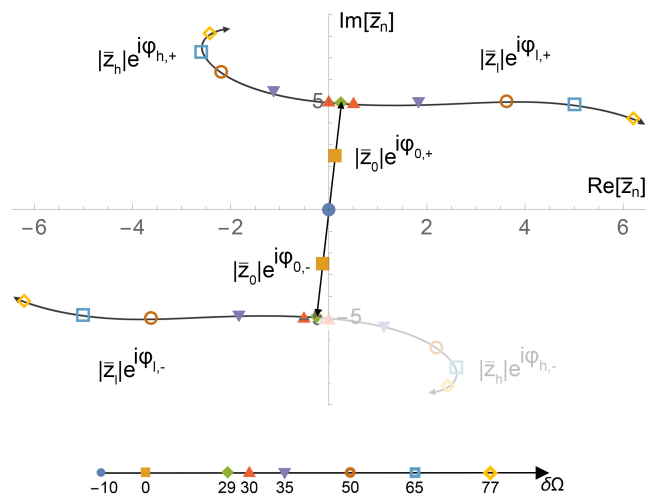


Figure 4. An example of the behavior of the system in the presence of a broken-symmetry solution corresponding to the parameters shown in Fig. 3 (a), i.e. parameters: $g = 1/5$, $\delta\Omega_{T,1} = \delta\Omega_{T,2} = 10$. The stable solutions for the two amplitudes at different values of the detuning are shown. Before the bifurcation, we have the symmetric solutions $|\bar{z}_0|$, which are placed on a diagonal through the origin: the two modes can have either the same phase or a phase shift by π (see text). After the bifurcation, we obtained different stable paired solutions. For example the solution $z_1 = |\bar{z}_h|e^{i\varphi_{h,+}}$ in quadrant II can be paired either with $z_2 = |\bar{z}_l|e^{i\varphi_{h,+}}$ in quadrant I or with $z_2 = |\bar{z}_l|e^{i\varphi_{h,-}}$ in quadrant III.

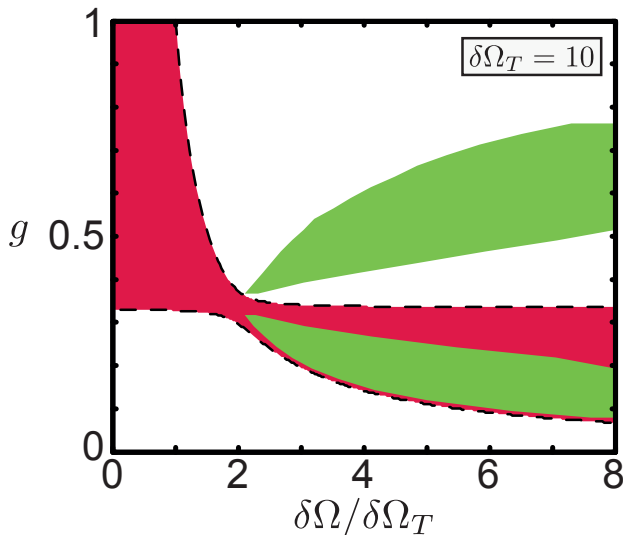


Figure 5. Phase diagram for the symmetric resonators with equal resonant frequency and drive strength $\delta\Omega_T = 10$. The symmetric solutions $|\bar{z}_1| = |\bar{z}_2|$ are stable in the white region, whereas the broken symmetry solutions are stable in the green region.

as the same of two quadratic Hamiltonian

$$H_{RWA}^{(2)} = H_\Sigma + H_\Delta. \quad (20)$$

with

$$H_\Sigma = \frac{1}{2}\Omega_{\bar{P}} \bar{P}^2 + \frac{1}{2}\Omega_{\bar{Q}} \bar{Q}^2, \quad (21)$$

$$H_\Delta = \frac{1}{2}\Omega_{\Delta P} \Delta P^2 + \frac{1}{2}\Omega_{\Delta Q} \Delta Q^2. \quad (22)$$

in which the conjugate variables are (\bar{Q}, \bar{P}) and $(\Delta Q, \Delta P)$ with the following dynamical equations

$$\dot{\bar{P}} = \partial H_\Sigma / \partial \bar{Q}, \quad \dot{\bar{Q}} = -\partial H_\Sigma / \partial \bar{P}, \quad (23)$$

$$\Delta \dot{P} = \partial H_\Delta / \partial \Delta Q, \quad \Delta \dot{Q} = -\partial H_\Delta / \partial \Delta P. \quad (24)$$

The system is dynamically stable as long as the product of the two coefficients in each quadratic Hamiltonian is positive, namely $\Omega_{\bar{P}}\Omega_{\bar{Q}} > 0$ and $\Omega_{\Delta P}\Omega_{\Delta Q} > 0$.

For example, for $\bar{z}_1 = \bar{z}_2$, the coefficients are

$$\Omega_{\bar{P}} = 2(\delta\Omega + \delta\Omega_T), \quad (25)$$

$$\Omega_{\bar{Q}} = 2\delta\Omega_T, \quad (26)$$

and

$$\Omega_{\Delta P} = 2 \frac{1-3g}{1+3g} (\delta\Omega + \delta\Omega_T), \quad (27)$$

$$\Omega_{\Delta Q} = 2 \frac{\delta\Omega_T}{1+3g} \left[1 - g \left(2 \frac{\delta\Omega}{\delta\Omega_T} - 1 \right) \right]. \quad (28)$$

The quadratic Hamiltonian around the stationary point $\bar{z}_1 = -\bar{z}_2$ has a similar form which can be written by exchanging the coefficient $\Omega_{\bar{P}}$ with $\Omega_{\Delta P}$ and the coefficient $\Omega_{\bar{Q}}$ with $\Omega_{\Delta Q}$.

For positive detuning $\delta\Omega > 0$, we observe that only the coefficient Eq. (27) and Eq. (28) can change the sign by varying the detuning and the coupling constant. In particular Eq. (27) is positive for $g < 1/3$. The frequency Eq. (28) is always positive in the range $0 < g < 1$ for $\delta\Omega < \delta\Omega_T/2$ whereas for $\delta\Omega > \delta\Omega_T/2$ we have the condition

$$g < \frac{1}{2 \frac{\delta\Omega}{\delta\Omega_T} - 1}, \quad \text{for } \delta\Omega > \frac{\delta\Omega_T}{2}. \quad (29)$$

In conclusion, when both Eq. (27) and Eq. (28) are positive or negative, the system is stable: the critical line $g_c = 1/3$ and Eq. (29) determines the stability phase diagram shown in Fig. 5 for the symmetric solution.

VI. SUMMARY

In conclusion, we have studied the dynamics of a system of two parametrically driven nonlinear oscillators coupled by a nonlinear interaction. Several cases have been identified for which analytic solutions for the stationary state are available, while dynamic stability can be numerically assessed. As a most interesting result, in the symmetric case where the oscillators have equal parameters and are subject to equal driving forces, stationary solutions that spontaneously break the symmetry are found, leading to intriguing multistability phenomena. The natural next step will be to investigate the classical and quantum fluctuation properties around the critical points for this multistability phenomenon and the dependence of the switching rate between different solutions on the distance from the critical point.

Another interesting perspective is given by the recent advances in the field of superconducting circuits [32], where these types of non-linear oscillators can be implemented by using various Josephson junction-based technologies [33]. In this framework, the system can reach a regime where quantum effects become relevant. The pitchfork bifurcation leading to symmetry breaking in the steady-state solutions can eventually be described by a spontaneous symmetry-breaking dissipative phase transition in the quantum regime. Our findings can thus provide an interesting starting point to explore a new type of dissipative phase transition [34–39] with possibly interesting non-classical states.

ACKNOWLEDGMENTS

The work was supported by the Deutsche Forschungsgemeinschaft (DFG, German Research Foundation) through Project-ID 25217212 - SFB 1432. G.R. and I.C. acknowledge financial support from the Provincia Autonoma di Trento, from the Q@TN initiative and from PNRR MUR project PE0000023-NQSTI.

Appendix A: The model Hamiltonian

In this appendix we derive Eqs. (1),(2). We start from the model Hamiltonian that describes two nonlinear resonators of frequency ω_n with $n = 1, 2$ and Kerr-Duffing parameter κ_n on which one applies one or two parametric external drives at frequency $2\omega_d$ and of strength μ_n . The two modes also have a dispersive (or parametric) interaction of coupling strength λ . The Hamiltonian of the system reads

$$H = \sum_{n=1}^2 \left[\frac{p_n^2}{2} + \left(\frac{\omega_n^2}{2} + \mu_n \cos(2\omega_d t) \right) q_n^2 + \frac{\kappa_n}{4} q_n^4 \right] + \frac{\lambda}{2} q_1^2 q_2^2 \quad (\text{A1})$$

with q_n and p_n the conjugated variables (i.e. position and momentum) of the two modes. The dynamics equations are given by

$$\frac{\partial q_n}{\partial t} = \frac{\partial H}{\partial p_n}, \quad \frac{\partial p_n}{\partial t} = -\frac{\partial H}{\partial q_n} - 2\Gamma_n \frac{\partial q_n}{\partial t} \quad (\text{A2})$$

in which we added a damping force acting on both resonators with damping coefficient Γ_n . We apply a canonical transformation

$$q_n(t) = \frac{1}{2} u_n(t) e^{i\omega_d t} + \text{c.c.}, \quad p_n(t) = \frac{i\omega_d}{2} u_n(t) e^{i\omega_d t} - \text{c.c.} \quad (\text{A3})$$

where c.c. means complex conjugate. Here $u_n(t) = X_n(t) - iY_n(t)$ is the complex amplitude whose components represent the two quadratures of the driven motion in the rotating frame, with $X_n(t)$ the component in phase with the drive and $Y_n(t)$ the component out of phase, namely $q_n(t) = X_n(t) \cos(\omega_d t) + Y_n(t) \sin(\omega_d t)$.

Using the rotating wave approximation (RWA) with $\omega_d \gg |\omega_d - \omega_i|$, the fast oscillating components of the motion in the rotating frame can be neglected, and the following time-independent equation for the quadratures is obtained

$$\frac{\partial X_n}{\partial t} = \frac{\partial H_{RWA}}{\partial Y_n} - \Gamma_n X_n, \quad \frac{\partial Y_n}{\partial t} = -\frac{\partial H_{RWA}}{\partial X_n} - \Gamma_n Y_n. \quad (\text{A4})$$

The conservative dynamic is described by the effective Hamiltonian H_{RWA} . Before giving the explicit form of H_{RWA} , it is useful to scale the quadrature according to the following way

$$X_n = \sqrt{\frac{8\omega_d \Gamma_n}{3\kappa_n}} Q_n, \quad Y_n = \sqrt{\frac{8\omega_d \Gamma_n}{3\kappa_n}} P_n \quad (\text{A5})$$

where Q_n, P_n are dimensionless. Then, the effective Hamiltonian H_{RWA} can be cast as

$$\tilde{H}_{RWA} = \frac{3\sqrt{\gamma_1 \gamma_2}}{8\omega_d \Gamma_1 \Gamma_2} H_{RWA} = \alpha \tilde{H}_1 + \frac{1}{\alpha} \tilde{H}_2 + g \tilde{H}_{int} \quad (\text{A6})$$

with the parameters

$$g = \frac{\lambda}{3\sqrt{\kappa_1 \kappa_2}}, \quad \alpha = \frac{\Gamma_1}{\Gamma_2} \sqrt{\frac{\kappa_2}{\kappa_1}} \quad (\text{A7})$$

g represents the scaled coupling strength for the interaction, whereas α is the asymmetry parameter for the two modes. The dimensionless Hamiltonians are given by

$$\begin{aligned} \tilde{H}_n &= \frac{1}{4} (Q_n^2 + P_n^2)^2 - \frac{\delta\Omega_n}{2} (Q_n^2 + P_n^2) \\ &\quad + \frac{\delta\Omega_{T,n}}{2} (Q_n^2 - P_n^2) \end{aligned} \quad (\text{A8})$$

$$\begin{aligned} \tilde{H}_{int} &= (Q_1^2 + P_1^2)(Q_2^2 + P_2^2) + \frac{1}{2} (Q_1^2 - P_1^2)(Q_2^2 - P_2^2) \\ &\quad + 2Q_1 Q_2 P_1 P_2 \end{aligned} \quad (\text{A9})$$

and the scaled parameters are

$$\delta\Omega_n = \frac{\omega_d - \omega_n}{\Gamma_n}, \quad \delta\Omega_{T,n} = \frac{2\mu_n}{4\omega_d \Gamma_n} \quad (\text{A10})$$

with $\delta\Omega_n$ representing the scaled detuning for the resonator n and $\delta\Omega_{T,n}$ is associated with the frequency threshold for the oscillatory motion of the resonator n at frequency ω_d in the limit of vanishing damping and no interaction $g = 0$. Setting $z_n = Q_n - iP_n$ the dynamical equations read

$$\begin{aligned} \frac{1}{\Gamma_1} \frac{\partial z_1}{\partial t} &= \left(-i\delta\Omega_1 + i|z_1|^2 - 1 \right) z_1 + i\delta\Omega_{T,1} z_1^* \\ &\quad + i\frac{g}{\alpha} \left(2|z_2|^2 z_1 + z_2^2 z_1^* \right) \end{aligned} \quad (\text{A11})$$

$$\begin{aligned} \frac{1}{\Gamma_2} \frac{\partial z_2}{\partial t} &= \left(-i\delta\Omega_2 + i|z_2|^2 - 1 \right) z_2 + i\delta\Omega_{T,2} z_2^* \\ &\quad + i\alpha g \left(2|z_1|^2 z_2 + z_1^2 z_2^* \right). \end{aligned} \quad (\text{A12})$$

Hereafter, we assume the resonators are almost equal and the asymmetry factor is $\alpha \approx 1$. More precisely, we assume that the $\Gamma_1 \approx \Gamma_2$ which implies $\kappa_1 \approx \kappa_2$ for $\alpha = 1$. This is valid for $\Gamma_i \gg |\Gamma_1 - \Gamma_2|$ and $\kappa_i \gg |\kappa_1 - \kappa_2|$, i.e. the difference between the parameters are small corrections. Therefore, to simplify the notation, we can set $\Gamma_1 = \Gamma_2 = \Gamma$ and $\kappa_1 \approx \kappa_2 = \kappa$. By scaling the time as $\tau = \Gamma t$ we obtain Eqs. (1),(2).

Appendix B: The noninteracting case $g = 0$ and the steady-state trivial solution $\bar{z}_1 = \bar{z}_2 = 0$

In this appendix, we recall the solutions for the noninteracting case $g = 0$ and analyze the behavior of the trivial solutions $\bar{z}_1 = \bar{z}_2 = 0$.

For the uncoupled case $g = 0$, we have a single parametrically driven nonlinear resonator. Within the RWA and in the limit of vanishing damping, the equation for the stationary solution for the first resonator reads

$$0 = \left(|z_1|^2 - \delta\Omega_1 \right) z_1 + (\delta\Omega_{T,1}) z_1^* \quad (\text{B1})$$

and the non-trivial solutions for z_1 are simply

$$\bar{z}_{1,+}^{(0)} = \pm i \sqrt{\delta\Omega_1 + \delta\Omega_{T,1}}, \quad \bar{z}_{1,-}^{(0)} = \pm \sqrt{\delta\Omega_1 - \delta\Omega_{T,1}}, \quad (\text{B2})$$

The solution $\bar{u}_{1,+}^{(0)}$ corresponds to the resonator state when it starts to oscillate at frequency ω_d above the detuning threshold $\delta\Omega > -\delta\Omega_{T,1}$ and it is completely out of phase with respect to the drive. By analyzing the dynamics of the harmonic fluctuations around the stationary point, this solution is always dynamically stable above the threshold. The solution $\bar{u}_{1,-}^{(0)}$ appears above the detuning threshold $\delta\Omega > \delta\Omega_{T,1}$ and it is in phase respect to the drive: This solution is always dynamically unstable above the corresponding threshold. The trivial solution $\bar{u}_1^{(0)} = 0$ is unstable in the detuning range $|\delta\Omega| < \delta\Omega_{T,1}$.

The effect of finite damping $\Gamma \neq 0$ is a shift of the detuning threshold $\delta\Omega_{T,1} \rightarrow (\delta\Omega_{T,1}^2 - 1)^{1/2}$, which reads, using the bare parameters, as the change from $\mu_1/(2\omega_d) \rightarrow [(\mu_1/(2\omega_d))^2 - \Gamma^2]^{1/2}$.

When we switch on the interaction, we discuss the stationary pair solutions. In this case, the trivial solutions ($\bar{z}_1 = 0, \bar{z}_2 = 0$) is still a stationary solution which remains unstable for $|\delta\Omega_i| < \delta\Omega_{T,i}$ as for the case $g = 0$ since the equations for the fluctuations around the stationary points are decoupled and uncorrelated as for the noninteracting case $g = 0$.

Appendix C: Solutions with $\bar{z}_2 = 0$

In this appendix, we discuss the behavior of the solutions of the type ($\bar{z}_1 \neq 0, \bar{z}_2 = 0$), namely when one of the two resonators does not oscillate.

The equations for the fluctuations of the two resonators are decoupled, and in particular, the dynamical equations for the fluctuations of the resonator with ($\bar{z}_1 \neq 0$) remain unchanged respect to the noninteracting case $g = 0$.

However, the two resonators are correlated as the finite value of the amplitude of the first resonator \bar{z}_1 affects the fluctuations δz_2 of the second one with $\bar{z}_2 = 0$. Therefore, the stability range can differ from that of the noninteracting case. As a consequence, the stationary pair solution, which is stable for the case $g = 0$ ($\bar{z}_{1,+} = \pm i\sqrt{\delta\Omega + \delta\Omega_{T,1}}, \bar{z}_2 = 0$) can become unstable. For example, in the regime $\omega_1 = \omega_2$, $\delta\Omega_{T,2} < g\delta\Omega_{T,1}$ and $g < 1/2$, the zero amplitude solution for the second resonator $\bar{z}_2 = 0$ becomes unstable in the detuning range $\delta\Omega_{T,2} < \delta\Omega < (2g\delta\Omega_{T,1} - \delta\Omega_{T,2})/(1 - 2g)$, beyond the range of the noninteracting case $|\delta\Omega| < \delta\Omega_{T,2}$.

Appendix D: Analytic solutions for $\delta\Omega_{T,1} > 0$ and $\delta\Omega_{T,2} = 0$

In this appendix, we analyze in more detail the pair solution $\bar{z}_1 \neq 0, \bar{z}_2 \neq 0$ when only one resonator is parametrically driven, e.g. $\delta\Omega_{T,1} > 0$ and $\delta\Omega_{T,2} = 0$. Simple analytical solutions are possible in this case. To simplify the notation we consider degenerate resonators with

$\omega_1 \approx \omega_2$, namely $|\omega_1 - \omega_2| \ll \Gamma$. If we consider one of the two equations for vanishing parametric drive for the second resonator, we have a simple equation

$$0 = \left(|z_1|^2 - \delta\Omega + 2g|z_1|^2\right) z_2 + (z_1^2) z_2^* \quad (\text{D1})$$

Comparing Eq. (D1) with Eq. (B1) we see that the dispersive interaction has two effects: (i) the amplitude of the first resonator z_1 acts as a parametric drive on the second resonator, (ii) the amplitude of the first resonator z_1 leads to a dispersive frequency shift of the frequency of the second resonator. This equation can be solved for z_2 as function of z_1

$$z_{2,+}(z_1) = i\sqrt{\delta\Omega - g|z_1|^2} e^{i\theta_1}, \text{ for } \delta\Omega - g|z_1|^2 > 0 \quad (\text{D2})$$

$$z_{2,-}(z_1) = \sqrt{\delta\Omega - 3g|z_1|^2} e^{i\theta_1}, \text{ for } \delta\Omega - 3g|z_1|^2 > 0 \quad (\text{D3})$$

with $z_1 = |z_1|e^{i\theta_1}$. As a consequence, these two solutions correspond to the two branches of the single parametrically driven Duffing that we have discussed above, with the difference that these two branches do not start symmetrically with respect to zero detuning, but they are centered at finite detuning $2g|z_1|^2$. Then we insert the two solutions $z_{2,\pm}(z_1)$ in the equation $F_1(z_1, z_{2,\pm}(z_1)) = 0$, in the limit of vanishing damping, such that we obtain a close equation for z_1 . According to the value of coupling strength g one obtains a zoo of different pair solutions. The non-trivial analytic solutions are reported in the table I.

Notice that some solutions exist only in a given range of the coupling strength g . In particular different solutions appear in the range $0 < g < 1/3$, $1/3 < g < 1$ and $g > 1$. The second column of the table I gives the frequency detuning threshold for the validity of the solutions, whereas the third column refers to the frequency detuning at which a discontinuity occurs. When the detuning threshold coincides with the detuning of the discontinuity, one of the two solutions is characterized by a jump from zero to the state of finite amplitude solution. When the detuning threshold is determined by the parametric drive $\delta\Omega_{T,1}$, the solutions are continuous and only the first derivative of the solution with respect to the detuning has a discontinuity.

The solutions in table I are possible solutions. However, as second step, we analyze the dynamical stability of these stationary solutions. In general, the region of stability does not coincide with the detuning threshold at which the stationary solution appears, and we computed such ranges numerically.

In Fig. 1, we report an example to illustrate the typical behavior of the system with the discontinuity in the first derivative of \bar{z}_1 as a function of detuning and the parametric-like threshold for \bar{z}_2 .

Condition	Range	Discontinuity	\bar{z}_1	\bar{z}_2
$g < 1$	$\delta\Omega > -\delta\Omega_{T,1}$	$\delta\Omega_{c,1} = \frac{g}{1-g}\delta\Omega_{T,1}$	$\pm i\sqrt{\delta\Omega + \delta\Omega_{T,1} - \theta(\delta\Omega - \delta\Omega_{c,1})\frac{g}{1+g}(\delta\Omega - \delta\Omega_{c,1})}$	$\mp\sqrt{\delta\Omega - g \bar{z}_1 ^2}$
$g < 1$	$\delta\Omega > \delta\Omega_{c,2}$	$\delta\Omega_{c,2} = \frac{1}{1-g}\delta\Omega_{T,1}$	$\pm\sqrt{\frac{1}{1+g}(\delta\Omega - \delta\Omega_{c,2})}$	$\pm i\sqrt{\delta\Omega - g \bar{z}_1 ^2}$
$1 < g$	$\delta\Omega > \delta\Omega_{c,1}^*$	$\delta\Omega_{c,1}^* = \frac{1}{g-1}\delta\Omega_{T,1}$	$\pm i\sqrt{\frac{1}{1+g}(\delta\Omega - \delta\Omega_{c,1}^*)}$	$\mp\sqrt{\delta\Omega - g \bar{z}_1 ^2}$
$1 < g$	$\delta\Omega > \delta\Omega_{T,1}$	$\delta\Omega_{c,2}^* = \frac{g}{g-1}\delta\Omega_{T,1}$	$\pm\sqrt{\delta\Omega - \delta\Omega_{T,1} - \theta(\delta\Omega - \delta\Omega_{c,2}^*)\frac{g}{1+g}(\delta\Omega - \delta\Omega_{c,2}^*)}$	$\pm i\sqrt{\delta\Omega - g \bar{z}_1 ^2}$
$g < \frac{1}{3}$	$\delta\Omega > -\delta\Omega_{T,1}$	$\delta\Omega_{c,3} = \frac{3g}{1-3g}\delta\Omega_{T,1}$	$\pm i\sqrt{\delta\Omega + \delta\Omega_{T,1} - \theta(\delta\Omega - \delta\Omega_{c,3})\frac{3g}{1+3g}(\delta\Omega - \delta\Omega_{c,3})}$	$\pm i\sqrt{\delta\Omega - 3g \bar{z}_1 ^2}$
$g < \frac{1}{3}$	$\delta\Omega > \delta\Omega_{c,4}$	$\delta\Omega_{c,4} = \frac{1}{1-3g}\delta\Omega_{T,1}$	$\pm\sqrt{\frac{1}{1+3g}(\delta\Omega - \delta\Omega_{c,4})}$	$\pm\sqrt{\delta\Omega - 3g \bar{z}_1 ^2}$
$\frac{1}{3} < g$	$\delta\Omega > \delta\Omega_{c,3}^*$	$\delta\Omega_{c,3}^* = \frac{1}{3g-1}\delta\Omega_{T,1}$	$\pm i\sqrt{\frac{1}{1+3g}(\delta\Omega - \delta\Omega_{c,3}^*)}$	$\pm i\sqrt{\delta\Omega - 3g \bar{z}_1 ^2}$
$\frac{1}{3} < g$	$\delta\Omega > \delta\Omega_{T,1}$	$\delta\Omega_{c,4}^* = \frac{3g}{3g-1}\delta\Omega_{T,1}$	$\pm\sqrt{\delta\Omega - \delta\Omega_{T,1} - \theta(\delta\Omega - \delta\Omega_{c,4}^*)\frac{3g}{1+3g}(\delta\Omega - \delta\Omega_{c,4}^*)}$	$\pm\sqrt{\delta\Omega - 3g \bar{z}_1 ^2}$

Table I. Non-trivial analytic solutions of the stationary state for a single driven mode, for the symmetric case, and in the limit small damping.

-
- [1] M. Dykman, *Fluctuating nonlinear oscillators: from nanomechanics to quantum superconducting circuits* (Oxford University Press, 2012).
- [2] A. Cleland, *Foundation of nanomechanics: from solid-state theory to device applications* (Springer Berlin, Heidelberg, 2003).
- [3] S. Schmid, L. Villanueva, and M. Roukes, *Fundamental of nanomechanical resonators* (Springer Cham, 2016).
- [4] A. Cleland and M. Roukes, Noise processes in nanomechanical resonators, *J. App. Phys.* **92**, 2758 (2002).
- [5] R. Lifshitz and M. Cross, *Nonlinear dynamics of nanomechanical and micromechanical resonators* (H.G. Schuster, Wiley Weinheim Press, 2008) Chap. 1 in "Review of nonlinear dynamics and complexity".
- [6] M. Poot and H. van der Zant, Mechanical systems in the quantum regime, *Phys. Rep.* **511**, 273 (2012).
- [7] J. Rhoads, S. Shaw, and K. L. Turner, Nonlinear dynamics and its applications in micro- and nano-resonators, *J. Dyn. Sys. Meas. Control.* **132**, 034001 (2010).
- [8] A. Bachtold, J. Moser, and M. I. Dykman, Mesoscopic physics of nanomechanical systems, *Rev. Mod. Phys.* **94**, 045005 (2022).
- [9] L. A. Lugiato, Optical bistability, *Contemporary Physics* **24**, 333 (1983).
- [10] P. N. Butcher and D. Cotter, *The elements of nonlinear optics*, Cambridge Studies in Modern Optics (Cambridge University Press, 2008).
- [11] R. W. Boyd, *Nonlinear Optics* (Academic Press, 2008).
- [12] D. F. Walls and G. Milburn, *Quantum Optics* (Springer Verlag, Berlin, 2006).
- [13] P. D. Drummond and M. Hillery, *The quantum theory of nonlinear optics* (Cambridge University Press, 2014).
- [14] A. Nayfeh and D. Mook, *Nonlinear oscillations* (Wiley-VCH Press, 1979).
- [15] H. J. R. Westra, M. Poot, H. S. J. van der Zant, and W. J. Venstra, Nonlinear modal interactions in clamped-clamped mechanical resonators, *Phys. Rev. Lett.* **105**, 117205 (2010).
- [16] K. J. Lulla, R. B. Cousins, M. J. Venkatesan, A. and-Patton, A. D. Armour, C. J. Mellor, and J. R. Owers-Bradley, Nonlinear modal coupling in a high-stress doubly-clamped nanomechanical resonator, *New J. Phys.* **14**, 113040 (2012).
- [17] M. H. Matheny, L. G. Villanueva, R. B. Karabalin, J. E. Sader, and M. L. Roukes, Nonlinear mode-coupling in nanomechanical systems, *Nano Lett.* **13**, 1622 (2013).
- [18] A. Vinante, Thermal frequency noise in micromechanical resonators due to nonlinear mode coupling, *Physical Review B* **90**, 024308 (2014).
- [19] F. Mangussi and D. H. Zanette, Internal resonance in a vibrating beam: A zoo of nonlinear resonance peaks, *PLOS ONE* **11**, e0162365 (2016).
- [20] D. Cadeddu, F. R. Braakman, G. Tütüncüoğlu, F. Matteini, D. RÄ¼ffer, A. Fontcuberta i Morral, and M. M. Poggio, Time-resolved nonlinear coupling between orthogonal flexural modes of a pristine gaas nanowire, *Nano Lett.* **16**, 926 (2016).
- [21] X. Dong, M. Dykman, and H. Chan, Strong negative nonlinear friction from induced two-phonon processes in vibrational systems, *Nat. Comm.* **9**, 3241 (2018).

- [22] J. P. Mathew, A. Bhushan, and M. M. Deshmukh, Tension mediated nonlinear coupling between orthogonal mechanical modes of nanowire resonators, *Solid State Communications* **282**, 17 (2018).
- [23] K. Gajo, G. Rastelli, and E. M. Weig, Tuning the nonlinear dispersive coupling of nanomechanical string resonators, *Physical Review B* **101**, 075420 (2020).
- [24] I. Carusotto and C. Ciuti, Quantum fluids of light, *Reviews of Modern Physics* **85**, 299 (2013).
- [25] M. Abbarchi, A. Amo, V. Sala, D. Solnyshkov, H. Flayac, L. Ferrier, I. Sagnes, E. Galopin, A. Lemaître, G. Malpuech, *et al.*, Macroscopic quantum self-trapping and josephson oscillations of exciton polaritons, *Nature Physics* **9**, 275 (2013).
- [26] M. Wouters and I. Carusotto, Parametric oscillation threshold of semiconductor microcavities in the strong coupling regime, *Physical Review B* **75**, 075332 (2007).
- [27] D. Sarchi, I. Carusotto, M. Wouters, and V. Savona, Coherent dynamics and parametric instabilities of microcavity polaritons in double-well systems, *Phys. Rev. B* **77**, 10.1103/PhysRevB.77.125324 (2008).
- [28] M. C. Cross and P. C. Hohenberg, Pattern formation outside of equilibrium, *Rev. Mod. Phys.* **65**, 851 (1993).
- [29] Q. Fontaine, D. Squizzato, F. Baboux, I. Amelio, A. Lemaître, M. Morassi, I. Sagnes, L. Le Gratiet, A. Harouri, M. Wouters, *et al.*, Kardar–parisi–zhang universality in a one-dimensional polariton condensate, *Nature* **608**, 687 (2022).
- [30] F. Claude, M. J. Jacquet, M. Wouters, E. Giacobino, Q. Glorieux, I. Carusotto, and A. Bramati, Observation of the diffusive nambu-goldstone mode of a non-equilibrium phase transition, arXiv preprint arXiv:2310.11903 (2023).
- [31] A. Zamora, L. Sieberer, K. Dunnett, S. Diehl, and M. Szymańska, Tuning across universalities with a driven open condensate, *Physical Review X* **7**, 041006 (2017).
- [32] A. Blais, A. L. Grimsmo, S. M. Girvin, and A. Wallraff, Circuit quantum electrodynamics, *Rev. Mod. Phys.* **93**, 025005 (2021).
- [33] Y. Hu, G.-Q. Ge, S. Chen, X.-F. Yang, and Y.-L. Chen, Cross-kerr-effect induced by coupled josephson qubits in circuit quantum electrodynamics, *Phys. Rev. A* **84**, 012329 (2011).
- [34] V. Savona, Spontaneous symmetry breaking in a quadratically driven nonlinear photonic lattice, *Phys. Rev. A* **96**, 033826 (2017).
- [35] A. Nagy and V. Savona, Driven-dissipative quantum monte carlo method for open quantum systems, *Phys. Rev. A* **97**, 052129 (2018).
- [36] K. Seibold, R. Rota, and V. Savona, Dissipative time crystal in an asymmetric nonlinear photonic dimer, *Phys. Rev. A* **101**, 033839 (2020).
- [37] J. M. Fink, A. Dombi, A. Vukics, A. Wallraff, and P. Domokos, Observation of the photon-blockade breakdown phase transition, *Phys. Rev. X* **7**, 011012 (2017).
- [38] F. Minganti, V. Savona, and A. Biella, Dissipative phase transitions in n -photon driven quantum nonlinear resonators, *Quantum* **7**, 1170 (2023).
- [39] G. Beaulieu, F. Minganti, S. Frasca, V. Savona, S. Felicetti, R. D. Candia, and P. Scarlino, Observation of first- and second-order dissipative phase transitions in a two-photon driven kerr resonator (2023), arXiv:2310.13636 [quant-ph].