

ON THE VOLUME OF CONVOLUTION BODIES IN THE PLANE

J. HADDAD

ABSTRACT. For every convex body $K \subset \mathbb{R}^n$ and $\delta \in (0, 1)$, the δ -convolution body of K is the set of $x \in \mathbb{R}^n$ for which $|K \cap (K + x)|_n \geq \delta|K|_n$. We show that for $n = 2$ and any $\delta \in (0, 1)$, ellipsoids do not maximize the volume of the δ -convolution body of K , when K runs over all convex bodies of a fixed volume. This behavior is somehow unexpected and contradicts the limit case $\delta \rightarrow 1^-$, which is governed by the Petty projection inequality.

1. INTRODUCTION

Let $K \subseteq \mathbb{R}^n$ be a convex body (compact, convex and with non-empty interior) and let $g_K(x) = |K \cap (K + x)|_n$ denote the covariogram function, where $|\cdot|_n$ is the n -dimensional Lebesgue measure. For $\delta \in (0, 1)$, the convolution body of parameter δ is the set defined by

$$C_\delta K = \{x \in \mathbb{R}^n : g_K(x) \geq \delta|K|_n\}.$$

The set $C_\delta K$ is called the convolution body of K , due to the fact that g_K is the convolution of the indicator functions of K and $-K$. Convolution bodies and the covariogram function were studied in [8, 9, 10, 12, 14]. Specifically, in relation to the *phase retrieval problem* in Fourier analysis, it was studied in [1, 2, 3].

When $\delta \rightarrow 1^-$ the set $C_\delta K$ collapses to the origin. The shape of $C_\delta K$, if scaled by a factor $(1 - \delta)^{-1}$, approaches the polar projection body of K denoted by $\Pi^* K$, which is the unit ball of the norm defined by

$$\|v\|_{\Pi^* K} = |P_{v^\perp} K|_{n-1}$$

for every unit vector $v \in S^{n-1}$, where P_{v^\perp} is the orthogonal projection to the hyperplane orthogonal to v . This was first observed by Matheron in [9], where the covariogram function was introduced. Indeed it was proven in [12, Theorem 2.2] that

$$(1) \quad \lim_{\delta \rightarrow 1^-} \frac{|C_\delta K|_n}{(1 - \delta)^n} = |\Pi^* K|_n.$$

The classical Petty projection inequality (see Section 10.9 of [13]) states that

$$(2) \quad |\Pi^* K|_n \leq |\Pi^* B_K|_n$$

where B_K is the Euclidean ball with same volume as K . Equality holds in (2) if and only if K is an ellipsoid (an affine image of the Euclidean ball). The left-hand side of inequality (2) is invariant under volume-preserving affine transformations. This was proven by Petty in [11], and Schmuckenschläger gave a simpler proof of this fact using (1) and the obvious fact that $C_\delta \varphi(K) = \varphi(C_\delta K)$ for every volume-preserving affine transformation φ .

In the opposite endpoint, $\delta \rightarrow 0^+$, the body $C_\delta K$ converges to the difference body of K , defined by

$$DK = \{x - y : x, y \in K\}.$$

By the Brunn-Minkowsky inequality (see [13, Theorem 7.1.1]), $|DK|_n \geq 2^n |K|_n$, with equality if and only if K is symmetric with respect to some point (i.e. $x_0 + K = x_0 - K$ for some $x_0 \in K$). Since B_K is origin-symmetric,

$$(3) \quad |DK|_n \geq |DB_K|_n,$$

which is reverse to the inequality (2). Nevertheless, (3) is an equality for all symmetric sets.

An extension of the Petty projection inequality to certain averages of volumes of $C_\delta K$ can be deduced from the results in [8].

Theorem 1.1. *For every non-decreasing function $\omega : [0, 1] \rightarrow [0, \infty)$ and every convex body K ,*

$$\int_0^1 \omega(\delta) |C_\delta K|_n d\delta \leq \int_0^1 \omega(\delta) |C_\delta B_K|_n d\delta.$$

The results in [8] follow from the well-known Riesz convolution inequality, and Theorem 1.1 recovers the Petty projection inequality (without the equality case) thanks to (1) and a limit argument. Namely, one chooses ω to be an approximation of the Dirac delta at 1. Since ω must be non-decreasing, this argument cannot be applied to a Dirac delta at some other point in $(0, 1)$. A particular case of Theorem 1.1 is that

$$\int_t^1 |C_\delta K|_n d\delta \leq \int_t^1 |C_\delta B_K|_n d\delta$$

for any $t \in (0, 1)$.

A second application of the Riesz convolution inequality to convex bodies defined from $C_\delta K$, was given in [6].

A *radial set* is a set of the form

$$K = \{0\} \cup \{x \in \mathbb{R}^n \setminus \{0\} : |x| \leq \rho_K(x/|x|)\}$$

where $\rho_K : S^{n-1} \rightarrow (0, \infty)$ is continuous, and $|\cdot|$ is the Euclidean norm. A *radial body* is a radial set for which ρ_K is strictly positive. Every convex body is also a radial body.

For every convex body K and $p > -1, p \neq 0$, the p -radial mean body of K is the radial body defined by

$$\rho_{R_p K}(v) = \left(\int_0^1 \rho_{C_\delta K}(v)^p d\delta \right)^{1/p},$$

while $R_0 K$ is defined as a limit of the sets $R_p K$ when $p \rightarrow 0$. The original definition given in [5] is different, but equivalent to ours. This can be deduced easily from formulas (3), (16) and (17) in [7].

Theorem 1.2 ([6, Theorem 20]). *For every convex body K and $p \in (-1, n)$,*

$$|R_p K|_n \leq |R_p B_K|_n.$$

For $p > n$ the inequality is reversed. Equality holds if and only if K is an ellipsoid.

It was proven in [5] that $R_p K$ approaches $\Pi^* K$ when $p \rightarrow -1^+$, so Theorem 1.2 is yet an other extension of the Petty projection inequality involving averages of $C_\delta K$.

Theorems 1.1 and 1.2 suggest the possibility that for a fixed $\delta \in (0, 1)$, $|C_\delta K|_n$ is also maximized by ellipsoids, among sets of a fixed volume. Of course, due to (3) this is only possible if we restrict the problem to the symmetric case, or to some range of $\delta \in (0, 1)$ far from 0. Let us formulate the weakest possible question:

Question 1.3. *Is there a value of $\delta \in (0, 1)$ such that*

$$(4) \quad |C_\delta K|_n \leq |C_\delta B_K|_n$$

for every symmetric convex body K ?

The purpose of this paper is to give a complete answer to this question in dimension 2.

Observe that due to Theorem 1.1, inequality (4) holds “in average” in δ for every K .

The following proposition describes the situation in which K is far from the set of ellipsoids. Define the Banach-Mazur distance between two convex bodies $K, L \subseteq \mathbb{R}^n$ as

$$d_{\text{BM}}(K, L) = \min\{\lambda > 0 : K - x \subseteq \Phi(L - y) \subseteq e^\lambda(K - x) \text{ for } \Phi \in GL(n), x, y \in \mathbb{R}^n\}.$$

where $GL(n)$ is the set of invertible linear transformations of \mathbb{R}^n . Let \mathbb{B} be the unit Euclidean ball in \mathbb{R}^n . It follows from the definition that $d_{\text{BM}}(K, \mathbb{B}) = 0$ if and only if K is an ellipsoid.

Proposition 1.4. *For every convex body $K \subseteq \mathbb{R}^n$ which is not an ellipsoid, $|C_\delta K|_n \leq |C_\delta B_K|_n$ for every $\delta > \varphi(d_{\text{BM}}(K, \mathbb{B}))$, where $\varphi : [0, \infty) \rightarrow (0, 1]$ is a continuous function with $\varphi(t) = 1$ if and only if $t = 0$.*

We will prove this fact in Section 4. Proposition 1.4 reduces the problem to a local question: If (4) is valid for every K sufficiently close to the Euclidean ball and δ close to 1, then thanks to Proposition 1.4, it is valid for every K and δ close to 1.

Definition 1.5. *For any radial set K we will consider a one-parameter family of radial bodies K_t defined by*

$$(5) \quad \rho_{K_t}(v) = 1 + t\rho_K(v).$$

We also define

$$(6) \quad \overline{K_t} = K_t / |K_t|_n^{1/n}.$$

We will say that a radial set K is C^β smooth with $\beta \geq 1$ if the radial function ρ_K is C^β . Notice that this definition does not coincide with the smoothness of the set ∂K as usual, because we are allowing $\rho_K(v) = 0$. But it is clear that if K is C^β smooth, then K_t has a smooth boundary in the usual sense.

We will analyze $|C_\delta \overline{K_t}|_n$ as a function of t and δ , for t near 0. First we obtain:

Theorem 1.6. *For every C^1 radial set $K \subseteq \mathbb{R}^n$ and $\delta \in (0, 1)$, the function $t \mapsto |C_\delta \overline{K_t}|_n$ is C^1 and we have*

$$\left. \frac{\partial}{\partial t} |C_\delta \overline{K_t}|_n \right|_{t=0} = 0.$$

Then it suffices to analyze the second derivative of $t \mapsto |C_\delta \overline{K}_t|_n$. In the limit $\delta \rightarrow 1^-$ this second derivative is completely described in Section 6 for $n = 2$, and its sign is compatible with the fact that $t \mapsto |\Pi^* \overline{K}_t|_n$ has a maximum at $t = 0$. In Section 6 we show:

Theorem 1.7. *For every C^2 smooth radial set $K \subseteq \mathbb{R}^2$ the function $t \mapsto |C_\delta \overline{K}_t|_n$ is C^2 for every $\delta \in (0, 1)$ and*

$$\lim_{\delta \rightarrow 1^-} \frac{1}{(1-\delta)^2} \frac{\partial^2}{\partial t^2} |C_\delta \overline{K}_t|_2 \Big|_{t=0} \leq 0.$$

Equality holds if and only if ρ_K is the restriction of a homogeneous polynomial of degree 2 to the unit circle.

The equality cases of Theorem 1.7 correspond to variations \overline{K}_t that coincide up to first order with families of ellipsoids.

At this point it is natural to expect that Theorem 1.7 combined with an approximation argument and Proposition 1.4, could yield a positive answer to Question 1.3. However, for this argument to be complete we need the convergence of the second derivatives of the volume as $\delta \rightarrow 1^-$, to be uniform with respect to K . We were unable to show this uniform convergence, and the following counterexample shows why:

Theorem 1.8. *Let $K^m \subseteq \mathbb{R}^2$ be the (symmetric) radial set defined by $\rho_{K^m}(v) = \cos(2mv)^2$ with $v \in [0, 2\pi]$. Then for every $\delta \in (0, 1)$ there exists $m \in \mathbb{N}$ such that*

$$\frac{\partial^2}{\partial t^2} |C_\delta \overline{K}_t^m|_2 \Big|_{t=0} > 0.$$

As a consequence, we get a negative answer to Question 1.3 in dimension 2, and every value of $\delta \in (0, 1)$.

Theorem 1.9. *For every $\delta \in (0, 1)$ there exists a symmetric convex body $K \subseteq \mathbb{R}^2$ such that $|C_\delta K|_n > |C_\delta B_K|_n$. Moreover, K can be chosen arbitrarily close to the Euclidean ball in the C^∞ topology.*

It is important to remark that for a fixed m in Theorem 1.8, the set of $\delta \in (0, 1)$ for which $\frac{\partial^2}{\partial t^2} |C_\delta \overline{K}_t^m|_2 \Big|_{t=0}$ is positive, is a complicated union of intervals that grow in number and accumulate near 1, as $m \rightarrow \infty$. Previous attempts to find regular polygons being counterexamples to Question 1.3 for δ close to 1 by direct computation, failed probably because of this complicated behaviour. We still do not know if regular polygons are counterexamples to Question 1.3.

The following natural question remains open:

Question 1.10. *For each fixed $\delta \in (0, 1)$, what convex bodies are maximizers of $C_\delta K$ when K runs among sets of the same volume?*

The rest of the paper is organized as follows:

In Section 2 we introduce all the notation that will be necessary for our computations in the following sections. In Section 3 we obtain the results concerning convex sets far from the ball (Proposition 1.4), and establish several technical lemmas that will be needed later.

In Section 4 we compute the first-order approximation of $|C_\delta \overline{K}_t|_n$ at $t = 0$ (Theorem 1.6). All results in this section are stated in \mathbb{R}^n .

In Section 5 we compute the second order approximation in the plane, and establish Theorems 1.8 and 1.9.

Finally in Section 6 we compute the limit of the second derivative of $|C_\delta \overline{K}_t|_n$ when $\delta \rightarrow 1^-$, and prove Theorem 1.7.

2. NOTATION

The closed Euclidean ball of center $p \in \mathbb{R}^n$ and radius $r > 0$ will be denoted by $B(p, r)$. The closed unit Euclidean ball $B(0, 1)$ is denoted by \mathbb{B} , and its volume, by ω_n .

It is convenient to introduce some notation in order to simplify the lengthy computations that we will carry over in Sections 4 and 5. The following notation is by no means standard.

For any set L and $x \in \mathbb{R}^n$, we denote $G_L(x) = L \cap (L + x)$. For $x \in \mathbb{R}^n$ denote $L(x) = \mathbb{B} \cap (\mathbb{B} + x) = G_{\mathbb{B}}(x)$, $C(x) = S^{n-1} \cap (\mathbb{B} + x)$ and $S(x) = C(x) \cup C(-x)$.

The $n-1$ dimensional volume $S(s) = |S(sv)|_{n-1}$ is independent of $v \in S^{n-1}$ for any $s > 0$, as well as the n -dimensional volume $L(s) = |L(sv)|_n$.

For a fixed radial set K , $v \in S^{n-1}$ and $\delta \in (0, 1)$, denote

$$k(t) = |K_t|_n, \quad \rho_v(t) = \rho_{C_\delta \overline{K}_t}(v), \quad s_v(t) = \rho_v(t)k(t)^{1/n} \text{ and } g_v(t, s) = g_{K_t}(sv).$$

These quantities depend on the set K which is not explicitly written in the notation.

The partial derivatives of a function $g(t, s)$ will be denoted by $\partial_s g_v, \partial_t g_v, \partial_{s,t} g_v$ and so on. We will denote $k_0 = k(0), k'_0 = k'(0), k''_0 = k''(0)$.

For $A \subseteq S^{n-1}$ and functions $f, g : S^{n-1} \rightarrow \mathbb{R}$ it will be convenient to use:

$$[f, g]_A = \{ty \in \mathbb{R}^n : y \in A, t \in [f(y), g(y)]\},$$

and for $x \in \mathbb{R}^n$,

$$[f, g]_A^x = [f, g]_A + x.$$

With this notation we have $K = [0, \rho_K]_{S^{n-1}}$ and $G_K(x) = [0, \rho_K]_{S^{n-1}} \cap [0, \rho_K]_{S^{n-1}}^x$.

The union of two disjoint sets will be denoted by $A \sqcup B$ to emphasize that $A \cap B = \emptyset$.

To measure the parameter of the convolution bodies $C_\delta K$ we will use the three variables $\delta \in (0, 1), s \in (0, 2)$ and $\alpha \in (0, \pi/2)$, related by the formulas

$$(7) \quad \delta = L(s), \quad s = 2 \cos(\alpha).$$

Our computations will involve the quantities

$$W_{K,v}(s) = \int_{S(sv)} \rho_K(w) dw, \quad I_K = \int_{S^1} \rho_K(w) dw.$$

In the variable α we will denote $w_{K,v}(\alpha) = W_{K,v}(2 \cos(\alpha)v)$.

For the computations in \mathbb{R}^2 we will identify points in S^1 with their angle in $[0, 2\pi)$, and write indistinctly $\rho_K(v)$ for $v \in [0, 2\pi)$ or $v \in S^1 \subseteq \mathbb{R}^2$. We will also use the vector $v_\alpha = (\cos(\alpha), \sin(\alpha))$.

3. PRELIMINARY RESULTS

We start by proving Proposition 1.4 and Theorem 1.1.

Proof of Proposition 1.4. According to [12, Corollary 2], for every convex body $K \subseteq \mathbb{R}^n$

$$(1 - \delta)^n |\Pi^* K|_n \leq |C_\delta K|_n \leq (-\log(\delta))^n |\Pi^* K|_n.$$

so

$$\begin{aligned} |C_\delta K|_n &\leq (-\log(\delta))^n |\Pi^* K|_n \\ &\leq (-\log(\delta))^n \frac{|\Pi^* K|_n}{|\Pi^* B_K|_n} |\Pi^* B_K|_n \\ &\leq \left(\frac{-\log(\delta)}{1 - \delta} \right)^n \frac{|\Pi^* K|_n}{|\Pi^* B_K|_n} |C_\delta B_K|_n. \end{aligned}$$

Assuming K is not an ellipsoid, $\frac{|\Pi^* K|_n}{|\Pi^* B_K|_n} < 1$ and we may find an appropriate $\delta_0(K)$ for which $|C_\delta K|_n \leq |C_\delta B_K|_n$ if $\delta > \delta_0(K)$. Indeed, by a theorem of Böröczky [4, Corollary 5], there exists a constant $\gamma_n > 0$ such that

$$|\Pi^* K|_n \leq (1 - \gamma_n d_{BM}(K, \mathbb{B})^{1680n}) |\Pi^* B_K|_n$$

and we get

$$|C_\delta K|_n \leq \left(\frac{-\log(\delta)}{1 - \delta} \right)^n (1 - \gamma_n d_{BM}(K, \mathbb{B})^{1680n}) |C_\delta B_K|_n.$$

Using that $\frac{-\log(\delta)}{1 - \delta} \leq \delta^{-1}$ for $\delta \in (0, 1)$, it suffices to take

$$\delta_0(K) = (1 - \gamma_n d_{BM}(K, \mathbb{B})^{1680n})^{1/n} \text{ and the function } \varphi(t) = (1 - \gamma_n t^{1680n})^{1/n}. \quad \square$$

Proof of Theorem 1.1. In [8, Section 2], Kiener proves that for $p \geq 1$ and any convex body K ,

$$\int g_K(x)^p dx \leq \int g_{B_K}(x)^p dx.$$

A quick inspection of the proof (stated also in [8, Lemma 3] for the equality case) shows that the p -th power can be replaced by any convex, non-negative and non-decreasing function $\varphi : [0, 1] \rightarrow \mathbb{R}^+$, this is,

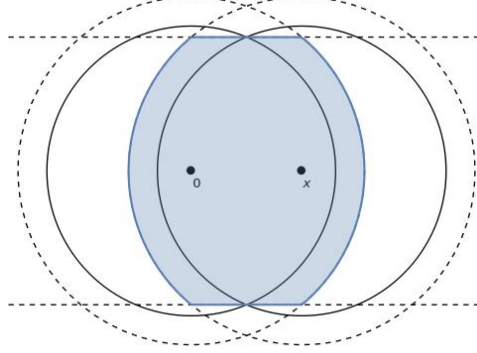
$$(8) \quad \int \varphi(g_K(x)) dx \leq \int \varphi(g_{B_K}(x)) dx.$$

Assume without loss of generality that ω is C^1 . Take $\varphi(t) = \int_0^1 \omega'(\delta)(t - \delta)_+ d\delta$ which is clearly non-negative, convex and non-decreasing. Using Fubini, integration by parts, the layer-cake formula,

$$\begin{aligned} \int \varphi(g_K(x)) dx &= \int_0^1 \omega'(\delta) \int_{\mathbb{R}^n} (g_K(x) - \delta)_+ dx d\delta \\ &= \int_0^1 \omega'(\delta) \int_\delta^1 |C_s K|_n ds d\delta \\ &= \omega'(0) \int_{\mathbb{R}^n} g_K(x) dx + \int_0^1 \omega(\delta) |C_\delta K|_n d\delta. \\ &= \omega'(0) |K|_n^2 + \int_0^1 \omega(\delta) |C_\delta K|_n d\delta. \end{aligned}$$

By (8) we get the result. □

FIGURE 1. Set in the left-hand side of equation (9)



The following technical proposition is essential to estimate $g_K(x)$ for small x . Set

$$L(K, x) = L(x) \sqcup [1, \rho_K]_{C(x)} \sqcup [1, \rho_K]_{C(-x)}^x.$$

The sets $G_{K_t}(x)$ and $L(K_t, x)$ are very similar when $t > 0$ is small, in fact they coincide outside a small region of volume $O(t^2)$, while the volume of $L(K_t, x)$ is easier to compute.

Proposition 3.1. *For $M > 0$, $x \in \mathbb{R}^n$, $|x| < 2$ there exist $c, t_0 > 0$ depending only on M and $|x|$, such that for every radial set $K \subseteq \mathbb{R}^n$ with $\rho_K \leq M$ and for every $t \in (0, t_0)$,*

$$G_{K_t}(x) \setminus T(ct) = L(K_t, x) \setminus T(ct)$$

where

$$T(t) = \{y \in \mathbb{R}^n : d(y, S^{n-1} \cap (S^{n-1} + x)) \leq t\}$$

and K_t is defined by (5).

Proof. Let E be the line parallel to x passing through the origin, and P the hyperplane perpendicular to x , passing through $x/2$. Denote by $a(y), b(y)$ the euclidean distances from y to P and E , respectively. Since $|x| < 2$, we have $|x| = 2 \cos(\alpha)$ for a unique $\alpha \in (0, \pi/2)$. Consider the set

$$U = \{y \in \mathbb{R}^n / a(y) \leq \sin(\alpha)\}.$$

It is clear that $U \subseteq L(x) \sqcup [0, \infty]_{C(x)} \sqcup [0, \infty]_{C(-x)}^x$.

Now we claim that if $t \in \left(0, \frac{\sqrt{1+8 \cos(\alpha)^2 - 1}}{M}\right)$, then

$$(9) \quad U \cap B(0, 1 + Mt) \cap B(x, 1 + Mt) \subseteq B(0, 1) \cup B(x, 1)$$

(see Figure 1)

Indeed, the equations defining the left intersection are

$$(10) \quad (a(y) + \cos(\alpha))^2 + b(y)^2 \leq (1 + Mt)^2,$$

$$(11) \quad b(y) \leq \sin(\alpha).$$

If $a(y) \leq 2 \cos(\alpha)$, then $(a(y) - \cos(\alpha))^2 \leq \cos(\alpha)^2$ and we get from (11),

$$(a(y) - \cos(\alpha))^2 + b(y)^2 \leq 1.$$

If $a(y) \geq 2 \cos(\alpha)$, we also get

$$\begin{aligned} (a(y) - \cos(\alpha))^2 + b(y)^2 &= (a(y) + \cos(\alpha))^2 + b(y)^2 - 4a(y) \cos(\alpha) \\ &\leq (1 + Mt)^2 - 4a(y) \cos(\alpha) \\ &\leq 1 + 8 \cos(\alpha)^2 - 4a(y) \cos(\alpha) \\ &< 1, \end{aligned}$$

and this implies in both cases that

$$y \in B(0, 1) \cup B(x, 1)$$

and the claim is proven.

Notice that

$$B(0, 1) \cup B(x, 1) = L(x) \sqcup ([0, 1]_{S^{n-1}}^x \cap [1, \infty]_{S^{n-1}}) \cap ([0, 1]_{S^{n-1}} \cap [1, \infty]_{S^{n-1}}^x).$$

Now, since both $G_{K_t}(x), L(K_t, x)$ lie inside $B(0, 1 + Mt) \cap B(x, 1 + Mt)$, a point in either of the sets $U \cap G_{K_t}(x), U \cap L(K_t, x)$ must belong to

$$\begin{aligned} (B(0, 1) \cup B(x, 1)) \cap (L(x) \sqcup [0, \infty]_{C(x)} \sqcup [0, \infty]_{C(-x)}^x) \\ = L(x) \sqcup ([0, 1]_{S^{n-1}}^x \cap [1, \infty]_{C(x)}) \sqcup ([0, 1]_{S^{n-1}} \cap [1, \infty]_{C(-x)}^x) \end{aligned}$$

Inside this set, it is clear that the conditions defining $G_{K_t}(x)$ and $L(K_t, x)$ coincide. To see this write $G_{K_t}(x) = [0, \rho_{K_t}]_{S^{n-1}} \cap [0, \rho_{K_t}]_{S^{n-1}}^x$ and

$$\begin{aligned} G_{K_t}(x) \cap \left(L(x) \sqcup ([0, 1]_{S^{n-1}}^x \cap [1, \infty]_{C(x)}) \sqcup ([0, 1]_{S^{n-1}} \cap [1, \infty]_{C(-x)}^x) \right) \\ = L(x) \sqcup ([0, 1]_{S^{n-1}}^x \cap [1, \rho_{K_t}]_{C(x)}) \sqcup ([0, 1]_{S^{n-1}} \cap [1, \rho_{K_t}]_{C(-x)}^x) \\ L(K_t, x) \cap \left(L(x) \sqcup ([0, 1]_{S^{n-1}}^x \cap [1, \infty]_{C(x)}) \sqcup ([0, 1]_{S^{n-1}} \cap [1, \infty]_{C(-x)}^x) \right). \end{aligned}$$

Then, we only need to prove that

$$B(0, 1 + Mt) \cap B(x, 1 + Mt) \setminus U \subseteq T(ct).$$

The equations defining the left-hand side, are (10) and

$$(12) \quad b(y) \geq \sin(\alpha).$$

From (10) we obtain

$$(13) \quad a(y)^2 + \cos(\alpha)^2 + b(y)^2 \leq (1 + Mt)^2,$$

and using (12) for $t < 1$,

$$(14) \quad a(y)^2 \leq (1 + Mt)^2 - 1 = 2Mt + M^2t^2 \leq (2M + M^2)t.$$

From (13) we also have

$$b(y)^2 \leq (1 + Mt)^2 - \cos(\alpha)^2 \leq (2M + M^2)t + \sin(\alpha)^2,$$

which yields, together with (14) and (12),

$$\begin{aligned} (b(y) - \sin(\alpha))^2 + a(y)^2 &= b(y)^2 - 2b(y) \sin(\alpha) + \sin(\alpha)^2 + a(y)^2 \\ &\leq (2M + M^2)t + 2 \sin(\alpha)^2 - 2b(y) \sin(\alpha) + (2M + M^2)t \\ &\leq 2(2M + M^2)t \end{aligned}$$

for $t \in (0, 1)$.

On the other hand, the equations defining $S^{n-1} \cap (S^{n-1} + x)$ are

$$a(y) = 0, b(y) = \sin(\alpha),$$

and the equations defining $T(ct)$ are

$$(b(y) - \sin(\alpha))^2 + a(y)^2 \leq ct.$$

Thus, we have proved that $B(0, 1 + Mt) \cap B(x, 1 + Mt) \setminus U \subseteq T(ct)$ for $t \in (0, t_0)$, with $c = 2(2M + M^2)$ and some t_0 small, and the proof is complete. \square

The following proposition guarantees that the computations of first and second derivatives in the next section are correctly justified.

Proposition 3.2. *Let K be a C^β radial set with $\beta \geq 1$. Then there is $\varepsilon > 0$ such that the function*

$$\begin{aligned} S^{n-1} \times (-\varepsilon, \varepsilon) \times (0, 2) &\rightarrow \mathbb{R} \\ (v, t, s) &\mapsto g_v(t, s) = g_{K_t}(sv) \end{aligned}$$

is C^β smooth. Moreover, $\frac{\partial}{\partial s} g_v(t, s) \neq 0$.

Proof. Fix $v_0 \in S^{n-1}, s_0 \in (0, 2)$. Since K is C^β and $\partial K_0 = S^{n-1}$ intersects transversally with $\partial K_0 + s_0 v_0$, there is $\varepsilon > 0$ small such that for all (v, t, s) in an ε neighborhood of $(v_0, 0, s_0)$, the boundaries ∂K_t and $\partial K_t + sv$ intersect transversally to each other, and to any line parallel to v_0 passing through a point in an ε neighborhood of G_{K_t} .

Let $P_{v,t,s}$ be the orthogonal projection of $G_{K_t}(sv)$ onto the plane orthogonal to $v_0, \langle v_0 \rangle^\perp$. By transversality, reducing ε further if necessary, the set $G_{K_t}(sv)$ can be described as the region between the graphs of two functions f_- and f_+ . This is,

$$G_{K_t}(sv) = \{y + lv_0 : y \in P_{v,t,s}, f_-(v, t, y) + s \leq l \leq f_+(v, t, y)\}$$

for two C^β functions f_\pm defined for (v, t) in a neighborhood of $(v_0, 0)$, and y in a fixed open set containing $P_{v,t,s}$ for all such (v, t, s) . The volume can be computed as

$$\begin{aligned} (15) \quad g_v(t, s) &= \int_{P_{v,t,s}} (f_+(v, t, y) - f_-(v, t, y) - s) dy \\ &= \int_{S^{n-1} \cap \langle v_0 \rangle^\perp} \int_0^{\rho(v,t,s)} r^{n-2} (f_+(v, t, r\xi) - f_-(v, t, r\xi) - s) dr d\xi, \end{aligned}$$

where $\rho(v, t, s)$ is the (C^β -smooth) radial function of $P_{v,t,s}$. Then it is clear that $g_v(t, s)$ is C^β smooth around $(v_0, 0, s_0)$.

By (15), the partial derivative with respect to s is exactly $-|P_{v,t,s}|_{n-1}$, which is non-zero since $s \in (0, 2)$ implies G_{K_t} has non-empty interior. \square

4. FIRST-ORDER TAYLOR EXPANSION OF $C_\delta \overline{K_t}$

In order to compute the derivative of $|C_\delta \overline{K_t}|_n$ we need to compute that of the covariogram function.

Proposition 4.1. *Let K be a radial set and K_t be the radial body defined by (5), then for $x \in \mathbb{R}^n$ with $0 < |x| < 2$,*

$$(16) \quad g_{K_t}(x) = |L(x)|_n + t \int_{S(x)} \rho_K(v) dv + O(t^2).$$

For $x = 0$,

$$(17) \quad |K_t|_n = |\mathbb{B}|_n + tI_K + O(t^2).$$

Here $\frac{O(t^2)}{t^2}$ is bounded by a constant independent of $t \in (0, 1)$ (but possibly depending on K and x).

Proof. Thanks to Proposition 3.1, the set $G_{K_t}(x)$ can be approximated as the disjoint union

$$(18) \quad G_{K_t}(x) \sim [1, \rho_K]_{C(x)} \sqcup [1, \rho_K]_{C(-x)} \sqcup L(x)$$

where $A \sim B$ means that the symmetric difference $A \Delta B$ has volume $O(t^2)$. Indeed, the symmetric difference must lie inside the torus $T(ct)$, whose volume is bounded by $c_n(ct)^2$ where c_n is some dimensional constant.

We obtain

$$g_{K_t}(x) = |L(x)|_2 + |[1, \rho_K]_{C(x)}|_2 + |[1, \rho_K]_{C(-x)}|_2 + O(t^2).$$

Integrating in polar coordinates,

$$(19) \quad \begin{aligned} |[1, \rho_K]_{C(x)}|_2 + |[1, \rho_K]_{C(-x)}|_2 &= |[1, \rho_K]_{S(x)}|_2 \\ &= \frac{1}{n} \int_{S(x)} (\rho_{K_t}(v)^n - 1) dv \\ &= \frac{1}{n} \int_{S(x)} (nt\rho_K(v) + O(t^2)) dv \\ &= t \int_{S(x)} \rho_K(v) dv + O(t^2), \end{aligned}$$

and the proposition follows. \square

Proof of Theorem 1.6. For $t = 0$, $\overline{K_0}$ is the Euclidean ball of volume 1. The body $C_\delta \overline{K_0}$ is also a ball, and its radius ρ_0 satisfies $L(\rho_0) = \delta$.

Start observing that for any $\lambda > 0$,

$$g_{\lambda K}(\lambda x) = \lambda^n g_K(x),$$

implying that

$$g_{\overline{K}}(x) = |K|_n^{-1} g_K(|K|_n^{1/n} x).$$

Since $\rho_{C_\delta \overline{K_t}}(v)v$ is in the boundary of $C_\delta \overline{K_t}$, by the continuity of volume, the radial function $\rho_{C_\delta \overline{K}}(v)$ satisfies

$$\delta = g_{\overline{K_t}}(\rho_{C_\delta \overline{K_t}}(v)v) = |K_t|_n^{-1} g_{K_t}(|K_t|_n^{1/n} \rho_{C_\delta \overline{K_t}}(v)v).$$

We get

$$(20) \quad \delta = k(t)^{-1} g_v(t, \rho_v(t) k(t)^{1/n}).$$

Clearly, for t close to 0, the function $k(t)$ is C^1 smooth and bounded away from 0. By Proposition 3.2 and the Implicit Function Theorem, the function $\rho_v(t)$ must be C^1 with respect to (t, v) , in a neighborhood of $t = 0$.

We can take derivative of (20) with respect to t , to obtain

$$(21) \quad 0 = -k(t)^{-2}k'(t)g_v(t, \rho_v(t)k(t)^{1/n}) \\ + k(t)^{-1}\partial_s g_v(t, \rho_v(t)k(t)^{1/n}) \left(\frac{1}{n}k(t)^{\frac{1}{n}-1}k'(t)\rho_v(t) + k(t)^{1/n}\rho'_v(t) \right) \\ + k(t)^{-1}\partial_t g_v(t, \rho_v(t)k(t)^{1/n})$$

Notice that $g_v(0, s) = L(s)$ for every $s > 0$, so $\partial_s g_v(0, s) = L'(s)$. From (21) we compute

$$(22) \quad \rho'_v(0) = \omega_n^{-1/n}L'(s_0)^{-1} (\omega_n^{-1}k'(0)L(s_0) - \partial_t g_v(0, s_0)) - \frac{1}{n}\omega_n^{-1}k'(0)\rho_0$$

where $\omega_n = k(0)$ and $s_0 = s(0) = \rho_v(0)k(0)^{1/n}$ is independent of v .

The volume of $C_\delta \overline{K}_t$ can be computed as

$$(23) \quad |C_\delta \overline{K}_t|_n = \frac{1}{n} \int_{S^{n-1}} \rho_{C_\delta \overline{K}_t}(v)^n dv$$

so taking derivative with respect to t and using (22) and (17),

$$\begin{aligned} \frac{\partial}{\partial t} |C_\delta \overline{K}_t|_n \Big|_{t=0} &= \rho_0^{n-1} \int_{S^{n-1}} \rho'_v(0) dv \\ &= \rho_0^{n-1} \omega_n^{-1/n-1} I_K \frac{L(s_0)}{L'(s_0)} n \omega_n - \frac{1}{n} \omega_n^{-1} I_K \rho_0^n n \omega_n \\ &\quad - \rho_0^{n-1} \omega_n^{-1/n} L'(s_0)^{-1} \int_{S^{n-1}} \frac{\partial}{\partial t} g_{K_t}(s_0 v) \Big|_{t=0} dv. \end{aligned}$$

By (16) in Proposition 4.1 we have $\frac{\partial}{\partial t} g_{K_t}(s_0 v) \Big|_{t=0} = W_{K,v}(s_0)$. Observe that $S(x)$ is a union of two spherical caps, so for $v, w \in S^{n-1}$, we have $v \in S(s_0 w)$ if and only if $w \in S(s_0 v)$, then

$$(24) \quad \begin{aligned} \int_{S^{n-1}} W_{K,v}(s_0) dv &= \int_{S^{n-1}} \int_{S^{n-1}} \chi_{S(s_0 v)}(w) \rho_K(w) dw dv \\ &= \int_{S^{n-1}} \int_{S^{n-1}} \chi_{S(s_0 w)}(v) dv \rho_K(w) dw \\ &= S(s_0) I_K. \end{aligned}$$

We get

$$\begin{aligned} \frac{\partial}{\partial t} |C_\delta \overline{K}_t|_n \Big|_{t=0} &= \rho_0^{n-1} \omega_n^{-1/n} n I_K \frac{L(s_0)}{L'(s_0)} - I_K \rho_0^n - \rho_0^{n-1} \omega_n^{-1/n} L'(s_0)^{-1} S(s_0) I_K \\ &= I_K L'(s_0)^{-1} \omega_n^{-1/n} \rho_0^{n-1} (nL(s_0) - s_0 L'(s_0) - S(s_0)). \end{aligned}$$

Finally we shall prove that

$$nL(s_0) = s_0 L'(s_0) + S(s_0)$$

which concludes the proof.

Consider the $n-1$ dimensional circle $S_2 = (\frac{1}{2}s_0 v + v^\perp) \cap (\mathbb{B} + s_0 v)$ and observe that $L'(s_0) = |S_2|_{n-1}$. Consider the cone D_2 with vertex at the origin and base S_2 . Using the cone volume measure (see (9.33) of [13]), this is, $\frac{1}{n} |\langle n(x), x \rangle| dS(x)$

(where n is a unit normal vector to the surface) to compute the volumes of the cones we get

$$\begin{aligned} L(s_0) &= 2(|D(x)|_n - |D_2|_n) \\ &= \frac{2}{n} \left(\int_{C(x)} 1 dS(x) - \int_{S_2} \frac{s_0}{2} dS(x) \right) \\ &= \frac{2}{n} \left(\frac{1}{2} S(s) - \frac{s_0}{2} L'(s_0) \right). \end{aligned}$$

and the proof is complete. \square

5. SECOND-ORDER TAYLOR EXPANSION OF $C_\delta \overline{K}_t$ IN THE PLANE

In order to compute the second derivative of $|C_\delta \overline{K}_t|_n$ we need a second-order estimate of the covariogram of K_t . From now on, all computations will be made for $n = 2$. We will make use of Proposition 3.1 again. In dimension 2, the set $T(ct)$ is a union of two closed balls.

Proposition 5.1. *Let $K \subseteq \mathbb{R}^2$ be a planar radial set and K_t be the radial body defined by (5), then*

$$g_{K_t}(x) = L(x) + t \int_{S(x)} \rho_K(v) dv + t^2 \frac{1}{2} \int_{S(x)} \rho_K(v)^2 dv + t^2 T_K(x) + o(t^2)$$

where $\frac{o(t^2)}{t^2} \rightarrow 0$ as $t \rightarrow 0^+$, for fixed K and x , and

$$\begin{aligned} T_K(x) &= \frac{1}{2|x|\sqrt{4-|x|^2}} \left(4(\rho_K(v_1)\rho_K(v_2) + \rho_K(v_3)\rho_K(v_4)) \right. \\ &\quad \left. + (\rho_K(v_1)^2 + \rho_K(v_2)^2 + \rho_K(v_3)^2 + \rho_K(v_4)^2)(|x|^2 - 2) \right) \end{aligned}$$

where (v_1, v_2) are the boundary points of $S(x)$ and (v_3, v_4) are the lower ones, as shown in Figure 2b.

Moreover,

$$|K_t|_n = \pi + tI_K + t^2|K|_n.$$

Proof. Without loss of generality we may assume $x = (|x|, 0)$. Let p_+, p_- be the upper and lower intersection points of S^1 and $S^1 + x$. Proposition 3.1 provides constants $t_0, c > 0$ sufficiently small such that outside the balls $B(p_\pm, ct)$, the sets in the left and right of (18) are equal for all $t \in [0, t_0]$. This is,

$$\begin{aligned} (25) \quad G_{K_t}(x) \setminus B(p_+, ct) \setminus B(p_-, ct) \\ = \left(L(x) \sqcup [1, \rho_{K_t}]_{C(x)} \sqcup [1, \rho_{K_t}]_{C(-x)}^x \right) \setminus B(p_+, ct) \setminus B(p_-, ct). \end{aligned}$$

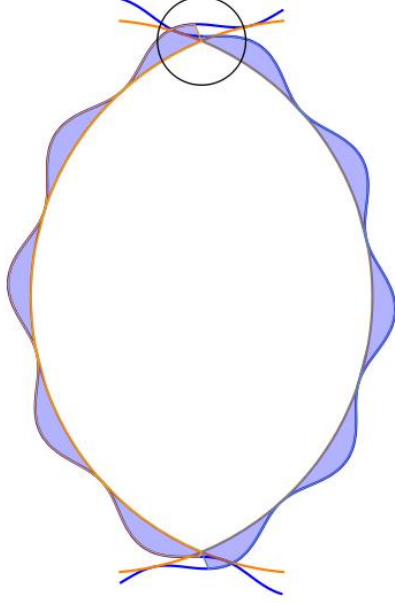
(see Figure 2a)

To simplify the computations, we will only compute the volume of $G_{K_t}(x)$ intersected with the upper half-plane H^+ . For any measurable $A \subseteq \mathbb{R}^2$, we denote $|A|_{2^+} = |A \cap H^+|_2$. The intersection with the lower half-plane is similar and will be omitted. For small $t > 0$, $B(p_+, ct)$ lies in H^+ .

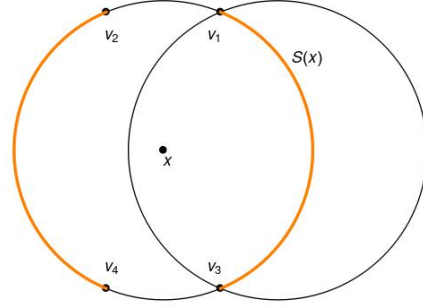
To compute the second order term inside the ball we use a blow-up argument at the point p_+ . The set

$$R_1(t) = \frac{1}{t} ((G_{K_t}(x) \setminus L(x) \cap B(p_+, ct)) - p_+)$$

(A) Sets of equation (25) and $B(p_+, ct)$.



(B) Boundary points of $S(x)$,
 v_1, v_2, v_3, v_4



is uniformly bounded with respect to t , and converges in the Hausdorff metric to

$$(26) \quad R_1(0) = \left\{ y \in \mathbb{R}^2 : |y| \leq d, \max\{y \cdot v_\alpha, y \cdot v_{\pi-\alpha}\} \geq 0, \right. \\ \left. y \cdot v_\alpha \leq \rho_K(\alpha), y \cdot v_{\pi-\alpha} \leq \rho_K(\pi - \alpha) \right\}$$

(see Figure 3a).

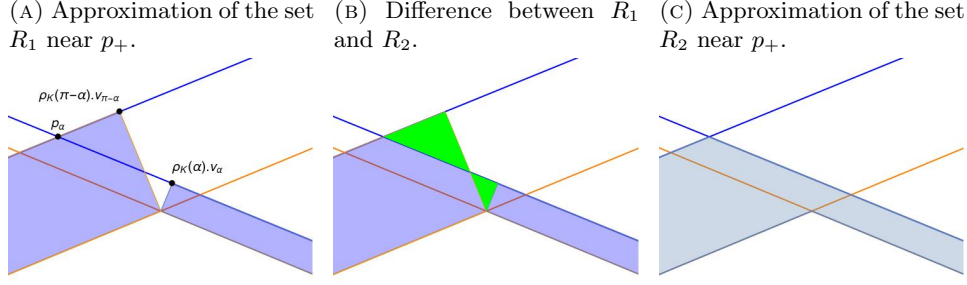
On the other hand, the set

$$R_2(t) = \frac{1}{t} \left(([1, \rho_{K_t}]_{C(x)} \sqcup [1, \rho_{K_t}]_{C(-x)} - p_+) \cap B(p_+, ct) \right)$$

is also uniformly bounded with respect to t and converges in the Hausdorff metric to

$$(27) \quad R_2(0) = \left\{ y \in \mathbb{R}^2 : |y| \leq d, (0 \leq y \cdot v_\alpha \leq \rho_K(v_\alpha), y \cdot v_{\alpha-\pi/2} \geq 0) \right. \\ \left. \text{or } (0 \leq y \cdot v_{\pi-\alpha} \leq \rho_K(v_{\pi-\alpha}), y \cdot v_{\pi-\alpha+\pi/2} \geq 0) \right\}$$

(see Figure 3c).



We get from (25), (26), (27) and (19) that

$$\begin{aligned}
|G_{K_t}(x)|_{2+} &= |G_{K_t}(x) \setminus L(x) \setminus B(p_+, ct)|_{2+} + |tR_1(t)|_2 + |L(x)|_{2+} \\
&= \left| \left([1, \rho_{K_t}]_{C(x)} \sqcup [1, \rho_{K_t}]_{C(-x)}^x \right) \setminus B(p_+, ct) \right|_{2+} + |tR_2(t)|_2 + |L(x)|_{2+} \\
&\quad + t^2(|R_1(t)|_2 - |R_2(t)|_2) \\
&= \left| [1, \rho_{K_t}]_{C(x)} \sqcup [1, \rho_{K_t}]_{C(-x)}^x \right|_{2+} + |L(x)|_{2+} \\
&\quad + t^2(R_1(0) - R_2(0)) + o(t^2) \\
&= |L(x)|_{2+} + t \int_{S(x) \cap H_+} \rho_{K_t}(v) dv + \frac{1}{2} t^2 \int_{S(x) \cap H_+} \rho_{K_t}(v)^2 dv \\
&\quad + t^2(|R_1(0)|_2 - |R_2(0)|_2) + o(t^2)
\end{aligned}$$

The difference $|R_1(0)|_2 - |R_2(0)|_2$ is exactly the signed area of the quadrilateral with (ordered) vertices $0, \rho_{K_t}(\alpha)v_\alpha, p_\alpha, \rho_{K_t}(\pi - \alpha)v_{\pi - \alpha}$, where p_α is the intersection point of the two lines $p_\alpha \cdot v_\alpha = \rho_{K_t}(\alpha)$ and $p_\alpha \cdot v_{\pi - \alpha} = \rho_{K_t}(\pi - \alpha)$. The sign of the area of each region bounded by the quadrilateral is given by the sens of rotation of the boundary around it. (see Figure 3b) This quadrilateral is always convex if $\alpha \in (0, \pi/4)$. It is clear that this signed area is exactly $\frac{1}{2}(\det(\rho_{K_t}(\alpha)v_\alpha, p_\alpha) + \det(p_\alpha, \rho_{K_t}(\pi - \alpha)v_{\pi - \alpha}))$. By computing p_α in terms of $\alpha, \rho_{K_t}(\alpha)$ and $\rho_{K_t}(\pi - \alpha)$, and adding the corresponding term for the lower half space, we obtain the formula for $T_K(x)$.

The second formula is computed easily as

$$\begin{aligned}
|K_t|_n &= \frac{1}{2} \int_{S^1} \rho_{K_t}(v)^2 dv \\
&= \frac{1}{2} \int_{S^1} (1 + 2t\rho_K(v) + t^2\rho_K(v)^2) dv \\
&= \pi + t \int_{S^1} \rho_K(v) dv + t^2|K|_n.
\end{aligned}$$

□

We are ready to compute the second derivative of the volume, in dimension 2.

Proposition 5.2. *Let K be a C^2 smooth radial set and \overline{K}_t be defined by (6), then if α is given by (7),*

$$(28) \quad \begin{aligned} \frac{\partial^2}{\partial t^2} |C_\delta \overline{K}_t|_2 \Big|_{t=0} &= \frac{1}{\pi \sin(\alpha)^2} \left(-\frac{1}{2\pi} \left(\frac{\sin(2\alpha) - 2\alpha}{\sin(\alpha)} \right)^2 I_K^2 \right. \\ &\quad - \frac{1}{2} \frac{\cos(\alpha)}{\sin(\alpha)} \int_{S^1} \left[\rho_K(v + \frac{\pi}{2} \pm \frac{\pi}{2} \pm \alpha) \right] w_{K,v}(\alpha) dv \\ &\quad + \frac{1}{4 \sin(\alpha)^2} \int_{S^1} (w_{K,v}(\alpha))^2 dv + 2 \int_{S^1} \rho_K(v - \alpha + \pi) \rho_K(v + \alpha) dv \\ &\quad \left. + 4 \cos(2\alpha) |K|_2 \right) \end{aligned}$$

where

$$\left[\rho_K(v + \frac{\pi}{2} \pm \frac{\pi}{2} \pm \alpha) \right] = \rho_K(v + \alpha) + \rho_K(v - \alpha) + \rho_K(v + \pi + \alpha) + \rho_K(v + \pi - \alpha).$$

Proof. First we compute the second derivative of $|C_\delta \overline{K}_t|_n$ with respect to t using (23), at $t = 0$.

$$(29) \quad \frac{\partial^2}{\partial t^2} |C_\delta \overline{K}_t|_2 \Big|_{t=0} = \int_{S^1} \rho'_v(0)^2 dv + \rho_0 \int_{S^1} \rho''_K(0) dv.$$

In order to simplify the computations we write (20) as

$$(30) \quad \delta = k(t)^{-1} g_v(t, s_v(t))$$

where $s_v(t) = k(t)^{1/2} \rho_v(t)$ and take derivative with respect to t at $t = 0$, to obtain

$$(31) \quad s'_v(0) = \frac{k'_0 g_{v,0} - k_0 \partial_t g_{v,0}}{k_0 \partial_s g_{v,0}}$$

where $g_{v,0} = g_v(0, s_v(0))$, $\partial_t g_{v,0} = \partial_t g_v(0, s_v(0))$. Take the second derivative of (30) with respect to t , at $t = 0$, and use (31) to get

$$(32) \quad \begin{aligned} s''_v(0) &= \frac{1}{k_0^2 (\partial_s g_{v,0})^3} \left(k_0 g_{v,0} \left(-2k'_0 \partial_s g_{v,0} \partial_t g_{v,0} + 2k'_0 \partial_{s,s} g_{v,0} \partial_t g_{v,0} + k''_0 (\partial_s g_{v,0})^2 \right) \right. \\ &\quad - (\partial_t g_{v,0})^2 k_0^2 \partial_{s,s} g_{v,0} + 2k_0^2 \partial_s g_{v,0} \partial_t g_{v,0} \partial_{t,s} g_{v,0} - k_0^2 (\partial_s g_{v,0})^2 \partial_{t,t} g_{v,0} \\ &\quad \left. - (k'_0)^2 g_{v,0}^2 \partial_{s,s} g_{v,0} \right) \end{aligned}$$

The terms ρ'_v, ρ''_v can be computed from s'_v, s''_v by the relation $s_v(t) = k(t)^{1/2} \rho_v(t)$ as

$$(33) \quad \rho'_v(0) = s'_v(0) k_0^{-1/2} - \frac{1}{2} s_v(0) k_0^{-3/2} k'_0$$

and

$$(34) \quad \rho''_v(0) = -\frac{k'_0 s'_v(0)}{k_0^{3/2}} + \frac{s''_v(0)}{\sqrt{k_0}} + \frac{3(k'_0)^2 \rho_v(0)}{4k_0^2} - \frac{k''_0 \rho_v(0)}{2k_0}.$$

Using Propositions 4.1 and 5.1 we get the following identities:

$$(35) \quad \begin{aligned} k_0 &= \pi & k'_0 &= I_K & k''_0 &= 2|K|_2 \\ g_{v,0} &= L(s_0) & \partial_s g_{v,0} &= L'(s_0) & \partial_s g_{v,0} &= L''(s_0) \end{aligned}$$

$$(36) \quad \begin{aligned} \partial_t g_{v,0} &= W_{K,v}(s_0) & \partial_{t,t} g_{v,0} &= \int_{S(s_0v)} \rho_K(w)^2 dw + 2T_K(s_0v) \\ \partial_{t,s} g_{v,0} &= W'_{K,v}(s_0). \end{aligned}$$

Notice that $g_{v,0}, \partial_s g_{v,0}, \partial_{s,s} g_{v,0}$ are independent of v .

Integrating (32),

$$(37) \quad \begin{aligned} \int_{S^1} s''_v(0) dv &= \frac{1}{\pi^2(L')^3} \left[-2\pi I_K L L' \int_{S^1} W'_{K,v} dv + 2\pi L I_K L'' \int_{S^1} W_{K,v} dv \right. \\ &\quad + 4\pi^2 L |K|_2 (L')^2 - \pi^2 L'' \int_{S^1} W_{K,v}^2 dv - 2\pi I_K^2 L^2 L'' \\ &\quad + \pi^2 (L')^2 \int_{S^1} \left(\int_{S(s_0v)} \rho_K(w)^2 dw + 2T_K(s_0v) \right) dv \\ &\quad \left. + 2\pi^2 L' \int_{S^1} W_{K,v} W'_{K,v} dv \right] \end{aligned}$$

where we omitted the argument s_0 in the functions $W_{K,v}, W'_{K,v}, L, L'$ and L'' .

Using a computation similar to (24), we obtain

$$(38) \quad \int_{S^1} \int_{S(s_0v)} \rho_K(w)^2 dw dv = 2S(s_0) |K|_2.$$

Also from (24),

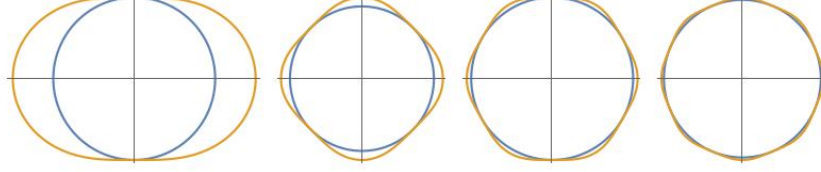
$$(39) \quad \int_{S^1} W'_{K,v}(s_0) dv = S'(s_0) I_K.$$

We combine (29), (31), (32), (33), (34) the identities (35) and (36), and (38), (39), and we get

$$(40) \quad \begin{aligned} \frac{\partial^2}{\partial t^2} |C_\delta \overline{K}_t|_2 \Big|_{t=0} &= \frac{2}{\pi^2} \left(\frac{I_K L}{\pi^{3/2} L'} \right)^2 + \frac{1}{\pi(L')^2} \int_{S^1} W_{K,v}^2 dv + \frac{1}{2\pi} (\rho_0 I_K)^2 \\ &\quad - 2 \frac{I_K^2 L S}{\pi^2 (L')^2} - \frac{2}{\pi^{3/2}} \frac{\rho_0 I_K^2 L}{L'} + \frac{\rho_0}{\pi^{3/2}} \frac{I_K^2 S}{L'} + \rho_0 \left[-\frac{1}{\pi^{3/2}} \frac{I_K^2 L}{L'} \right. \\ &\quad \left. + \frac{I_K^2 S}{\pi^{3/2} L'} + \frac{1}{\pi^{1/2}} \int_{S^1} s''_v(0) dv + \frac{3}{2\pi} \rho_0 I_K^2 - 2\rho_0 |K|_2 \right]. \end{aligned}$$

We combine (40), with (37), (32), the identities (35) and (36), and after lengthy but straight-forward computations we get

$$(41) \quad \begin{aligned} \frac{\partial^2}{\partial t^2} |C_\delta \overline{K}_t|_2 \Big|_{t=0} &= \frac{1}{\pi^2 (L')^3} \left[2\pi s_0 L' \left(\int_{S^1} W_{K,v} W'_{K,v} dv \right) \right. \\ &\quad + \pi (L' - s_0 L'') \left(\int_{S^1} W_{K,v}^2 dv \right) - 2\pi s_0 (L')^2 \left(\int_{S^1} T(v, s_0) dv \right) \\ &\quad - 2\pi s_0^2 |K|_2 (L')^3 + 4\pi s_0 |K|_2 L (L')^2 + 2s_0^2 I_K^2 (L')^3 \\ &\quad - 2s_0 I_K^2 L S' L' + 2s_0 I_K^2 S L L'' + 2s_0 I_K^2 S (L')^2 - 2I_K^2 S L L' \\ &\quad \left. - 2s_0 I_K^2 L^2 L'' - 4s_0 I_K^2 L (L')^2 + 2I_K^2 L^2 L' - 2\pi s_0 S (L')^2 |K|_2 \right]. \end{aligned}$$

FIGURE 4. The sets K_t^m for $m = 1, 2, 3, 4$ and $t = \frac{1}{2m^2}$.

Now we parametrize with respect to the variable $\alpha \in (0, \pi/2)$ with $s_0 = 2 \cos(\alpha)$. We have the following relations:

$$(42) \quad \begin{aligned} s_0 &= 2 \cos(\alpha) & \delta &= L(s_0)/\pi \\ S(s_0) &= 4\alpha & S'(s_0) &= -\frac{2}{\sin(\alpha)} \\ L'(s_0) &= -2 \sin(\alpha) & L''(s_0) &= \tan(\alpha)^{-1} & L(s_0) &= 2(\alpha - \cos(\alpha) \sin(\alpha)) \end{aligned}$$

To compute the term $W'_{K,v}$, observe that

$$(43) \quad \begin{aligned} -2 \sin(\alpha) W'_{K,v}(2 \cos(\alpha)) &= w'_{K,v}(\alpha) \\ &= \frac{\partial}{\partial \alpha} \left(\int_{v-\alpha}^{v+\alpha} \rho_K(w) dw + \int_{v+\pi-\alpha}^{v+\pi+\alpha} \rho_K(w) dw \right) \\ &= \rho_K(v+\alpha) + \rho_K(v-\alpha) + \rho_K(v+\pi+\alpha) + \rho_K(v+\pi-\alpha) \\ &= \left[\rho_K\left(v + \frac{\pi}{2} \pm \frac{\pi}{2} \pm \alpha\right) \right]. \end{aligned}$$

Using the identities (42) and (43) we simplify equation (41) to obtain (28). \square

We are ready to compute the counterexample:

Proof of Theorem 1.8. Consider the (infinitely smooth and symmetric) radial set given by

$$(44) \quad \rho_{K^m}(v) = \cos(mv)^2 = \frac{1}{2} \cos(2mv) + \frac{1}{2}.$$

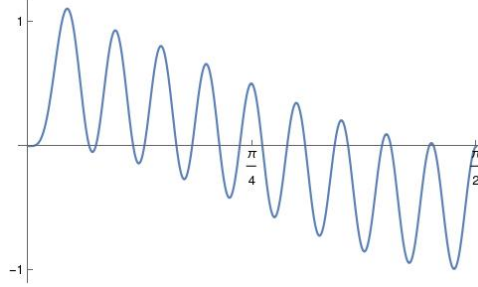
(see Figure 4.)

All integrals in (28) can be computed exactly using the two expressions for $\rho_{K^m}(v)$ in (44). To compute the last integral we use the identity

$$\cos(m(v-\alpha))^2 \cos(m(v+\alpha))^2 = \frac{1}{4} (\cos(2mv) + \cos(2m\alpha))^2.$$

Integrating every term in (28) we obtain

$$\begin{aligned} I_K &= \pi, \quad |K|_2 = \frac{3}{8}\pi, \quad \int_{S^1} \rho_K(v-\alpha+\pi) \rho_K(v+\alpha) dv = \frac{1}{4} \pi (\cos(4\alpha m) + 2) \\ w_{K,v}(\alpha) &= \frac{1}{4m} (\sin(2m(\alpha+v)) + \sin(2m(\alpha+v+\pi)) - 2 \sin(2m(v-\alpha))) \\ \int_{S^1} w_{K,v}(\alpha)^2 dv &= \frac{\pi (16\alpha^2 m^2 - \cos(4\alpha m) + 1)}{2m^2} \end{aligned}$$

FIGURE 5. The function $\sin(\alpha)^2 F_m(\alpha)$ for $m = 10$.

and

$$\int_{S^1} \left[\rho_K(v + \frac{\pi}{2} \pm \frac{\pi}{2} \pm \alpha) \right] w_{K,v}(\alpha) dv = \frac{1}{m} \pi (8\alpha m + \sin(4\alpha m)).$$

Denote $F_m(\alpha) = \frac{\partial^2}{\partial t^2} |C_\delta \overline{K_t^m}|_2 \Big|_{t=0}$, where δ and α are related by (7). Putting all the integrals together we get

$$(45) \quad F_m(\alpha) = \frac{1}{\sin(\alpha)^2} \left(\frac{1}{2} \cos(2\alpha) + \frac{1}{2} \cos(4\alpha m) + \frac{1}{8m^2 \sin^2(\alpha)} - \frac{\cos(4\alpha m)}{8m^2 \sin^2(\alpha)} - \frac{\sin(4\alpha m)}{2m \tan(\alpha)} \right).$$

Every pair m, α for which $F_m(\alpha)$ is positive will provide us a counterexample to Question 1.3. To finish the proof, it remains to prove that for every $\alpha_0 \in (0, \pi/2)$ there exists m such that $F_m(\alpha_0) > 0$.

Consider

$$c(\alpha, m) = \frac{1}{8m^2 \sin(\alpha)^2} - \frac{\cos(4\alpha m)}{8m^2 \sin^2(\alpha)} - \frac{\sin(4\alpha m)}{2m \tan(\alpha)}.$$

Equation (45) can be written as

$$\sin(\alpha)^2 F_{S^m}(\alpha) = \frac{1}{2} \cos(2\alpha) + \frac{1}{2} \cos(4\alpha m) + c(\alpha, m).$$

(see Figure 5)

The function $c(\alpha, m)$ tends to 0 as $m \rightarrow \infty$, for every $\alpha \in (0, \pi/2]$.

Fix $\alpha_0 \in (0, \pi/2)$ and consider m_0 such that for every $m \geq m_0$, $\frac{1}{2} \cos(2\alpha_0) + c(\alpha_0, m) > -1/2$. This is possible since $\cos(2\alpha_0) \in (-1, 1)$.

If α_0/π is a rational number, choose a suitable $m \geq m_0$ such that $\alpha_0 m/\pi$ is integer, then $\cos(4m\alpha_0) = 1$. If α_0/π is not rational, the sequence $\cos(4m\alpha_0), m \geq m_0$ is dense in $[-1, 1]$ and we may choose $m \geq m_0$ so that $\cos(4m\alpha_0)$ is arbitrarily close to 1.

In both cases we obtain at least one value of m such that $F_m(\alpha_0) > 0$. \square

Finally we are ready to give a negative answer to Question 1.3.

Proof of Theorem 1.9. Let $\delta \in (0, 1)$ and take the value of α given by the relations (42). By the proof of Theorem 1.8 there is $m \in \mathbb{N}$ such that $F_m(\alpha) > 0$. Consider the radial set K^m defined by (44) and the radial body $K_t^m = (K^m)_t$ defined by (5). Since the function $\rho_{K_t^m}$ converges to 1 in the C^β topology for every $\beta \geq 0$, and

since convexity is a C^2 property of ρ , there exists $\tilde{t}_m > 0$ such that K_t^m is convex for every $t \in [0, \tilde{t}_m]$ (by analyzing the Gauss curvature, one can see that K_t^m is convex for $t \in [0, \frac{1}{2m^2}]$). By Theorems 1.6 and 1.8, there exists $t_m < \tilde{t}_m$ such that the function $t \mapsto |C_\delta \overline{K_t^m}|_2$ is increasing at $[0, \tilde{t}_m]$. Then

$$|C_\delta \overline{K_{t_m}^m}|_2 > |C_\delta \overline{K_0^m}|_2 = |C_\delta \overline{\mathbb{B}}|_2,$$

and the proof is complete. \square

6. THE LIMIT AS $\delta \rightarrow 1$

In this section we prove Theorem 1.7. We split the proof in two parts: first we compute the limit as $\delta \rightarrow 1$, and later we show that the limit is non-positive.

Theorem 1.7 is a direct consequence of Propositions 6.1 and 6.2.

Proposition 6.1. *Let K be a C^2 smooth radial set, then*

$$(46) \quad \lim_{\delta \rightarrow 1^-} \frac{1}{(1-\delta)^2} \frac{\partial^2}{\partial t^2} |C_\delta \overline{K_t}|_2 \Big|_{t=0} = \frac{3}{4} \pi \int_{S^1} \left(\frac{\rho_K(v) + \rho_K(v+\pi)}{2} \right)^2 dv \\ - \frac{1}{2} \left(\int_{S^1} \rho_K(v) dv \right)^2 - \frac{\pi}{4} \int_{S^1} \rho'_K(v)^2 dv + \frac{\pi}{2} |K|_n.$$

Proof. First notice that

$$\lim_{\alpha \rightarrow \pi/2^-} \frac{1-\delta}{\frac{4}{\pi} \cos(\alpha)} = 1,$$

where δ and α are related by (7), so we may replace the factor $(1-\delta)^2$ in (46) by $(\frac{4}{\pi} \cos(\alpha))^2$. We rearrange some terms of (28) to obtain

$$(47) \quad \frac{\pi \sin(\alpha)}{\cos(\alpha)^2} \frac{\partial^2}{\partial t^2} |C_\delta \overline{K_t}|_2 \Big|_{t=0} \\ = \frac{1}{\sin(\alpha)} A_1(\alpha) + 2A_2(\alpha) - \frac{1}{\sin(\alpha)^2} A_3(\alpha) + 8|K|_2 - \frac{2}{\pi} I_K^2$$

where

$$A_1(\alpha) = \frac{1}{\cos(\alpha)} \left[\frac{4\alpha}{\pi} I_K^2 - \frac{1}{2} \int_{S^1} \left[\rho_K(v + \frac{\pi}{2} \pm \frac{\pi}{2} \pm \alpha) \right] w_{K,v}(\alpha) dv \right] \\ A_2(\alpha) = \frac{1}{\cos(\alpha)^2} \left[\int_{S^1} \rho_K(v - \alpha + \pi) \rho_K(v + \alpha) dv - \int_{S^1} \rho(v)^2 dv \right] \\ A_3(\alpha) = \frac{1}{\cos(\alpha)^2} \left[\frac{2\alpha^2}{\pi} I_K^2 - \frac{1}{4} \int_{S^1} w_{K,v}(\alpha)^2 dv \right].$$

Here we used the identities $\cos(2\alpha) = 2\cos(\alpha)^2 - 1$ and $\sin(2\alpha) = 2\sin(\alpha)\cos(\alpha)$. To compute the limits, first we observe that

$$\lim_{\alpha \rightarrow \pi/2^-} \frac{I_K - w_{K,v}(\alpha)}{2\pi - 4\alpha} = \frac{1}{2} (\rho(v + \pi/2) + \rho(v - \pi/2)),$$

since the left term is the average of ρ_K in the complement of $S(\cos(\alpha)v)$.

We compute A_1 :

$$\begin{aligned}\cos(\alpha)A_1(\alpha) &= \frac{4\alpha}{\pi}I_K^2 + \frac{1}{2}(2\pi - 4\alpha) \int_{S^1} \left[\rho_K\left(v + \frac{\pi}{2} \pm \frac{\pi}{2} \pm \alpha\right) \right] \frac{I_K - w_{K,v}(\alpha)}{2\pi - 4\alpha} dv \\ &\quad - \frac{1}{2} \int_{S^1} \left[\rho_K\left(v + \frac{\pi}{2} \pm \frac{\pi}{2} \pm \alpha\right) \right] dv I_K \\ &= \frac{4}{\pi}I_K^2(\alpha - \pi/2) + 2(\pi/2 - \alpha) \int_{S^1} \left[\rho_K\left(v + \frac{\pi}{2} \pm \frac{\pi}{2} \pm \alpha\right) \right] \frac{I_K - w_{K,v}(\alpha)}{2\pi - 4\alpha} dv.\end{aligned}$$

Since $\frac{\cos(\alpha)}{\pi/2 - \alpha} \rightarrow 1$ when $\alpha \rightarrow \pi/2$ we obtain

$$\lim_{\alpha \rightarrow \pi/2^-} A_1(\alpha) = 8 \int_{S^1} \left(\frac{\rho_K(v) + \rho_K(v + \pi)}{2} \right)^2 dv - \frac{4}{\pi}I_K^2.$$

We compute A_2 :

$$\begin{aligned}\cos(\alpha)^2 A_2(\alpha) &= \int_{S^1} \rho_K(v - \alpha + \pi) \rho_K(v + \alpha) dv - \int_{S^1} \rho_K(v)^2 dv \\ &= \frac{1}{2} \int_{S^1} (2\rho_K(v - \alpha + \pi) \rho_K(v + \alpha) - \rho_K(v + \alpha)^2 - \rho_K(v - \alpha + \pi)^2) dv \\ &= -2(\pi/2 - \alpha)^2 \int_{S^1} \left(\frac{\rho_K(v - \alpha + \pi) - \rho_K(v + \alpha)}{\pi - 2\alpha} \right)^2 dv\end{aligned}$$

we get

$$\lim_{\alpha \rightarrow \pi/2^-} A_2(\alpha) = -2 \int_{S^1} \rho'_K(v)^2 dv.$$

We compute A_3 :

$$\begin{aligned}\cos(\alpha)^2 A_3(\alpha) &= \frac{2\alpha^2}{\pi}I_K^2 - \frac{1}{4} \int_{S^1} (w_{K,v}(\alpha) - I_K)^2 dv - \frac{1}{4} \int_{S^1} (2I_K w_{K,v}(\alpha) - I_K^2) dv \\ &= I_K^2 \left(\frac{2\alpha^2}{\pi} + \frac{\pi}{2} \right) - \frac{1}{2} I_K \int_{S^1} w_{K,v}(\alpha) dv \\ &\quad - 4 \left(\frac{\pi}{2} - \alpha \right)^2 \int_{S^1} \left(\frac{w_{K,v}(\alpha) - I_K}{2\pi - \alpha} \right)^2 dv \\ &= I_K^2 \left(\frac{2\alpha^2}{\pi} + \frac{\pi}{2} - 2\alpha \right) - 4 \left(\frac{\pi}{2} - \alpha \right)^2 \int_{S^1} \left(\frac{w_{K,v}(\alpha) - I_K}{2\pi - \alpha} \right)^2 dv \\ &= \frac{2}{\pi} I_K^2 \left(\frac{\pi}{2} - \alpha \right)^2 - 4 \left(\frac{\pi}{2} - \alpha \right)^2 \int_{S^1} \left(\frac{w_{K,v}(\alpha) - I_K}{2\pi - \alpha} \right)^2 dv,\end{aligned}$$

and we get

$$\lim_{\alpha \rightarrow \pi/2^-} A_3(\alpha) = \frac{2}{\pi} I_K^2 - 4 \int_{S^1} \left(\frac{\rho_K(v) + \rho_K(v + \pi)}{2} \right)^2 dv.$$

Putting together all the terms A_i in (47), we get

$$\begin{aligned} \lim_{t \rightarrow 0} \frac{\pi}{4 \cos(\alpha)^2} \frac{\partial^2}{\partial t^2} |C_\delta \overline{K}_t|_2 \Big|_{t=0} &= 3 \int_{S^1} \left(\frac{\rho_K(v) + \rho_K(v + \pi)}{2} \right)^2 dv \\ &\quad - \frac{2}{\pi} \left(\int_{S^1} \rho_K(v) dv \right)^2 - \int_{S^1} \rho'_K(v)^2 dv + 2|K|_n, \end{aligned}$$

and the Proposition is proved. \square

Finally, we shall prove that the limit of the second derivative is non-positive.

Proposition 6.2. *For every C^2 smooth radial set K ,*

$$\begin{aligned} 3 \int_{S^1} \left(\frac{\rho_K(v) + \rho_K(v + \pi)}{2} \right)^2 dv - \frac{2}{\pi} \left(\int_{S^1} \rho_K(v) dv \right)^2 \\ - \int_{S^1} \rho'_K(v)^2 dv + 2|K|_n \leq 0. \end{aligned}$$

Equality holds if and only if

$$\rho_K(\alpha) = a + b \cos(\alpha) + c \sin(\alpha) + d \cos(2\alpha) + e \sin(2\alpha)$$

for some constants a, b, c, d, e .

Proof. Since ρ_K is a real periodic and continuous function we can represent it as a Fourier series

$$\rho_K(\alpha) = \sum_{n \in \mathbb{Z}} a_n e^{in\alpha}$$

with $a_{-n} = \overline{a_n}$, $a_0 > 0$. The integrals are expressed as

$$(48) \quad \int_{S^1} \rho_K = 2\pi a_0, \quad \int_{S^1} \rho_K^2 = 4\pi \sum_{n \geq 1} |a_n|^2 + 2\pi a_0^2, \quad \int_{S^1} (\rho'_K)^2 = 4\pi \sum_{n \geq 1} n^2 |a_n|^2$$

The symmetric part is

$$\frac{\rho_K(\alpha) + \rho_K(\alpha + \pi)}{2} = \sum_{n \in \mathbb{Z}} \varepsilon_n a_n e^{in\alpha}$$

where $\varepsilon_n = 1$ if n is even, and $\varepsilon_n = 0$ if n is odd. Using (48) we have

$$\int_{S^1} \left(\frac{\rho_K(v) + \rho_K(v + \pi)}{2} \right)^2 dv = 4\pi \sum_{n \geq 1} \varepsilon_n |a_n|^2 + 2\pi a_0^2$$

and we compute

$$\begin{aligned}
\lim \frac{\pi F(\alpha)}{4 \cos(\alpha)^2} &= 3 \left(4\pi \sum_{n \geq 1} \varepsilon_n |a_n|^2 + 2\pi a_0^2 \right) - \frac{2}{\pi} (2\pi a_0)^2 \\
&\quad - \left(4\pi \sum_{n \geq 1} n^2 |a_n|^2 \right) + \left(4\pi \sum_{n \geq 1} |a_n|^2 + 2\pi a_0^2 \right) \\
&= 12\pi \sum_{n \geq 1} \varepsilon_n |a_n|^2 - 4\pi \sum_{n \geq 1} n^2 |a_n|^2 + 4\pi \sum_{n \geq 1} |a_n|^2 \\
&= 4\pi \left(\sum_{n \geq 1} (1 + 3\varepsilon_n) |a_n|^2 - \sum_{n \geq 1} n^2 |a_n|^2 \right)
\end{aligned}$$

Observe that $1 + 3\varepsilon_n \leq n^2$ for every $n \geq 1$, then the inequality follows.

Equality holds if and only if $a_n = 0$ for all $|n| \geq 3$, which happens if and only if K has radial function

$$\rho_K(\alpha) = a + b \cos(\alpha) + c \sin(\alpha) + d \cos(2\alpha) + e \sin(2\alpha).$$

This function is a homogeneous polynomial of degree 2 in two variables, evaluated in v_α . \square

REFERENCES

- [1] G. Averkov and G. Bianchi. Retrieving convex bodies from restricted covariogram functions. *Advances in Applied Probability*, 39(3):613–629, 2007.
- [2] G. Averkov and G. Bianchi. Confirmation of Matheron’s conjecture on the covariogram of a planar convex body. *Journal of the European Mathematical Society*, 11(6):1187–1202, 2009.
- [3] G. Bianchi. Matheron’s conjecture for the covariogram problem. *Journal of the London Mathematical Society*, 71(1):203–220, 2005.
- [4] K. J. Böröczky. Stronger versions of the Orlicz-Petty projection inequality. *Journal of Differential Geometry*, 95(2):215–247, 2013.
- [5] R. J. Gardner and G. Zhang. Affine inequalities and radial mean bodies. *Amer. J. Math.*, 120(3):505–528, 1998.
- [6] J. Haddad and M. Ludwig. Affine fractional Sobolev and isoperimetric inequalities. *arXiv*, 2022.
- [7] J. Haddad and M. Ludwig. Affine Hardy–Littlewood–Sobolev inequalities. *arXiv*, 2023.
- [8] K. Kiener. Extremalität von ellipsoiden und die faltungsungleichung von Sobolev. *Archiv der Mathematik*, 46:162–168, 1986.
- [9] G. Matheron. *Random Sets and Integral Geometry*. Wiley Series in Probability and Statistics. Wiley, Michigan, 1975.
- [10] M. Meyer, S. Reisner, and M. Schmuckenschläger. The volume of the intersection of a convex body with its translates. *Mathematika*, 40(2):278–289, 1993.
- [11] C. M. Petty. Centroid surfaces. *Pacific J. Math.*, 11:1535–1547, 1961.
- [12] M. Schmuckenschläger. The distribution function of the convolution square of a convex symmetric body in \mathbf{R}^n . *Israel J. Math.*, 78(2-3):309–334, 1992.
- [13] R. Schneider. *Convex Bodies: the Brunn-Minkowski Theory*, volume 151 of *Encyclopedia of Mathematics and its Applications*. Cambridge University Press, Cambridge, Cambridge, UK, 2nd expanded edition, 2014.
- [14] A. Tsolomitis. Convolution bodies and their limiting behavior. *Duke Mathematical Journal*, 87:181–203, 1997.