

# Bounds to the Basset-Boussinesq force on particle laden stratified flows

Christian Reartes and Pablo D. Mininni

*Universidad de Buenos Aires, Facultad de Ciencias Exactas y Naturales,  
Departamento de Física, Ciudad Universitaria, 1428 Buenos Aires, Argentina, and*

*CONICET - Universidad de Buenos Aires,  
Instituto de Física Interdisciplinaria y Aplicada (INFINA),  
Ciudad Universitaria, 1428 Buenos Aires, Argentina.*

The Basset-Boussinesq force is often perfunctory neglected when studying small inertial particles in turbulence. The force results from the diffusion of vorticity from the particles, and as it depends on the particles past history, it complicates the dynamics by turning their equations of motion into integro-differential equations. However, this force is of the same order as other viscous forces acting on the particles, and beyond convenience, the reasons for neglecting it are unclear. We derive strict bounds for the magnitude of the Basset-Boussinesq force in stably stratified flows, in contexts of interest for geophysical turbulence. The bounds are validated by direct numerical simulations. The Basset-Boussinesq force can be neglected when a buoyancy Stokes number  $S_b = N\tau_p$  is small, where  $N$  is the flow Brunt-Väisälä frequency and  $\tau_p$  is the particles Stokes time. For sufficiently strong stratification, or particles with large inertia, this force must be considered in the dynamics.

## I. INTRODUCTION

The dynamics of inertial particles submerged in turbulent flows plays a crucial role in various geophysical contexts, ranging from phenomena in coastal environments and lakes to the atmosphere and the oceans [1–5]. Despite extensive research on the influence of turbulence on the transport and spatial distribution of particles, a complete description of their dynamics in geophysical systems remains elusive. Furthermore, the complexity extends to the environmental sphere, where the dynamics of plankton and algae, and the presence of microplastics in the oceans, introduce additional layers of difficulty to particle dispersion, and emphasize the urgent need to understand these phenomena [6]. In many of these cases the complexity of modeling and simulating these systems imposes the need to use reduced models that simplify the physics. Recently, both experiments [7, 8] and particle-resolved simulations [9, 10] have provided valuable insights into particle dynamics in different regimes. Many hydrodynamic forces operate over the particles at small scales within turbulent flows, influencing their interactions, collisions, and cluster formation [9].

The modeling of geophysical flows, particularly those featuring stable density stratification, presents also distinct challenges even in the absence of particles. Anisotropy characterizes stably stratified turbulence, setting it apart from homogeneous isotropic turbulence (HIT) [11–15]. Within these flows, the impact of stratification is evident in the reduction of vertical velocity, leading to confined, quasi-horizontal layered motions, and to the generation of vertically sheared horizontal winds (VSHWs) marked by significant vertical variability [16]. The stratified environment introduces a restoring force, allowing for the coexistence of

waves with turbulence, each exhibiting a distinct spectral scaling compared to HIT. Stably stratified turbulence manifests an anisotropic inertial subrange, fostering a direct energy cascade between buoyancy and Ozmidov scales [17, 18]. Notably, studies also suggest that larger-scale quasi-horizontal motions serve as a continuous source of small-scale turbulence, provided the local Reynolds number does not fall below a critical threshold [11]. Examining these phenomena, it becomes apparent that in stably stratified turbulence, as described by Herring and Métais [19] and by Riley and Lelong [20], thin layers of large quasihorizontal vortical structures coexist with internal gravity waves [21]. All these features underscore the complex interplay of forces and structures characterizing turbulence in geophysical flows.

In this context, several recent studies have considered the dynamics of different particles advected by stable stratified flows. As a first example, analysis of Lagrangian tracers in stratified turbulence was performed in [22, 23]. When particles have inertia, for small-sized particles in a turbulent flow the Maxey-Riley approximation provides a set of equations to describe their dynamics [24]. This approximation was extended to stratified flows for heavy [25] and neutrally buoyant and light particles [25–27]. As particles increase in size, Faxen corrections proportional to the square radius of the particles become relevant [25]. But even for very small particles the Maxey-Riley equation is an integro-differential system for the particles evolution that depends on the particles past history. To further simplify the problem the Basset-Boussinesq force, resulting from the diffusion of vorticity away from the particles along their trajectories, is often neglected. Methods to reduce the computational cost to estimate this force were devised [28], and a few studies have considered its effect in particle laden stratified flows [25]. It was seen that this force becomes particularly relevant in the presence of flow stratification, as particles experience significant acceleration and deceleration resulting from oscillatory motions caused by buoyancy. However, it is still unclear under what general conditions this force becomes dominant, or negligible.

In this work we derive a bound to the Basset-Boussinesq force in a stratified fluid, that allows the estimation of under which conditions this force can be neglected. To estimate this bound we consider the Maxey-Riley equation for small inertial particles in a stably stratified fluid. We also conduct direct numerical simulations of the Boussinesq equations for the fluid, along with the Maxey-Riley equation with and without the Basset-Boussinesq (or history) term. We compare particle dispersion and particle velocity statistics, as well as the particle preferential clustering, for different values of the controlling parameters. We show that the bound allows estimation of under what conditions neglecting the Basset-Boussinesq history term does not affecting the statistical behavior of any of these observables.

## II. EQUATIONS OF MOTION

We consider a stably stratified fluid described by the incompressible Boussinesq equations for the velocity  $\mathbf{u} = (u, v, w)$  and for mass density fluctuations  $\rho'$ ,

$$\partial_t \mathbf{u} + \mathbf{u} \cdot \nabla \mathbf{u} = -\nabla (p/\rho_0) - (g/\rho_0) \rho' \hat{z} + \nu \nabla^2 \mathbf{u} + \mathbf{f}, \quad (1)$$

$$\partial_t \rho' + \mathbf{u} \cdot \nabla \rho' = (\rho_0 N^2/g) w + \kappa \nabla^2 \rho', \quad (2)$$

$$\nabla \cdot \mathbf{u} = 0, \quad (3)$$

where  $p$  is the correction to the hydrostatic pressure,  $\nu$  is the kinematic viscosity,  $\mathbf{f}$  is an external mechanical forcing,  $N$  is the Brunt-Väisälä frequency (which in this approximation

sets the stratification), and  $\kappa$  is the diffusivity. In terms of the background density gradient, the Brunt-Väisälä frequency is  $N^2 = -(g/\rho_0)(d\bar{\rho}/dz)$ , with  $d\bar{\rho}/dz$  the imposed linear background stratification, and  $\rho_0$  the mean fluid density. We write scaled density fluctuations  $\zeta$  in units of velocity by defining  $\zeta = g\rho'/(\rho_0 N)$ . All quantities are then made dimensionless using a characteristic length  $L_0$  and a characteristic velocity  $U_0$  in the domain, resulting in

$$\partial_t \mathbf{u} + \mathbf{u} \cdot \nabla \mathbf{u} = -\nabla (p/\rho_0) - N\zeta \hat{z} + \nu \nabla^2 \mathbf{u} + \mathbf{f}, \quad (4)$$

$$\partial_t \zeta + \mathbf{u} \cdot \nabla \zeta = Nw + \kappa \nabla^2 \zeta. \quad (5)$$

We describe small inertial particles using the Maxey-Riley equation, under an approximation consistent with those made to derive the Boussinesq equations [27]. Under the Boussinesq approximation for a stratified fluid, Eqs. (4) and (5) are obtained from the Navier-Stokes equations after neglecting density fluctuations everywhere except in the buoyancy force. Thus, for the dynamics of the particles we also approximate the density and the mass of the fluid displaced by the particles by their mean values, i.e.,  $\rho_f \approx \bar{\rho}_f = \rho_0$  and  $m_f \approx \bar{m}_f = \rho_0 V_p$  (where  $V_p$  is particle volume), except in the gravity term. In that term we keep the full fluid density dependence,  $\rho_f = \rho_0 + (d\bar{\rho}/dz)(z - z_0) + \rho'$  (note that for a stably stratified fluid  $d\bar{\rho}/dz < 0$ ). For simplicity we also assume that the typical length over which the velocity field changes appreciably is much larger than the particle radius  $a$ , and Faxén corrections are thus neglected. With these approximations the equation for the particles is

$$\dot{\mathbf{v}} = \frac{[\mathbf{u}(\mathbf{x}_p, t) - \mathbf{v}(t)]}{\tau_p} - \frac{2N}{3} [N(z_p - z_0) - \zeta] \hat{z} + \frac{D}{Dt} \mathbf{u}(\mathbf{x}_p, t) + \sqrt{\frac{3}{\pi\tau_p}} \int_{-\infty}^t d\tau \frac{d}{d\tau} \frac{[\mathbf{u}(\mathbf{x}_p, \tau) - \mathbf{v}(\tau)]}{\sqrt{t - \tau}}, \quad (6)$$

where  $\mathbf{x}_p(t)$  is the particle position,  $\mathbf{v}$  is the particle velocity,  $\mathbf{u}(\mathbf{x}_p, t)$  is the fluid velocity at the particle position,  $D/Dt$  is the Lagrangian derivative,  $d/dt$  is the time derivative following the particle trajectory,  $z_0$  is the height at which particles are neutrally buoyant, and  $\tau_p = (m_p + \bar{m}_f/2)/(6\pi a \bar{\rho}_f \nu)$  is the particle relaxation time. For a spherical particle  $\tau_p = a^2/(3\nu)$  when  $\bar{m}_f/m_p = 1$  (under these approximations, any other choice for  $\bar{m}_f/m_p$  is equivalent to changing the reference value  $\rho_0$  and results in particles being neutrally buoyant at a different height, which can be absorbed into a displacement of  $z_0$ ). We can finally define the particles Stokes number as  $St = \tau_p/\tau_\eta$ , where  $\tau_\eta = (\nu/\varepsilon)^{1/2}$  is the Kolmogorov time scale, and  $\varepsilon$  is the fluid kinetic energy dissipation rate.

### III. BOUNDS TO THE BASSET-BOUSSINESQ FORCE

The integral in the Basset-Boussinesq history term in Eq. (6) can be written as a convolution between a function  $\mathbf{g}(t)$  and a kernel  $K_{\text{BB}}(t)$ ,  $\int_{-\infty}^t K_{\text{BB}}(t - \tau) \mathbf{g}(\tau) d\tau$ , where

$$\mathbf{g}(t) = \frac{d\mathbf{h}(t)}{dt}, \quad \mathbf{h}(t) = \mathbf{u}(\mathbf{x}_p(t), t) - \mathbf{v}(t) = \mathbf{v}_{\text{slip}}(t), \quad K_{\text{BB}}(t) = \frac{1}{\sqrt{t}}, \quad (7)$$

Note that when the Faxén corrections are neglected,  $\mathbf{h}(t)$  is the slip velocity of each particle. Both the Stokes term in Eq. (6),  $\mathbf{h}(t)/\tau_p$ , and the Basset-Boussinesq history term, depend on the particle inertia. Thus, it is reasonable to bound the Basset-Boussinesq force compared against the Stokes force.

In the most general (not stratified) case, Van Hinsberg et al. [28] proved that the Basset-Boussinesq force is finite at any given time, provided some constraints on  $\mathbf{f}(t)$  and  $\mathbf{g}(t)$  are satisfied. First,  $\mathbf{f}(t)$  must be a continuous function, and its derivative must exist almost everywhere. Second, the infinity norm of  $\mathbf{f}(t)$  and  $\mathbf{g}(t)$  must be finite. These constraints on  $\mathbf{f}(t)$  and  $\mathbf{g}(t)$  are

$$\mathbf{f} \in C^0, \quad \|\mathbf{f}\|_\infty = B_1, \quad \|\mathbf{g}\|_\infty = B_2, \quad (8)$$

where  $\|\cdot\|_\infty$  is defined as

$$\|\mathbf{f}\|_\infty = \inf\{C \geq 0 : |\mathbf{f}(t)| \leq C \text{ almost anywhere}\}, \quad (9)$$

where  $|\cdot|$  represents the typical vector length. Let's assume that these conditions are fulfilled for particles in turbulent flows with  $\mathbf{f}(t) = \mathbf{v}_{\text{slip}}(t)$ . Under these conditions an upper bound for the Basset-Boussinesq force  $\mathbf{F}_{\text{BB}}$  can be obtained. The convolution is divided into two parts to control both the singularity in the kernel and in the tail of the integral [28]:

$$\begin{aligned} \frac{|\mathbf{F}_{\text{BB}}|}{c_{\text{BB}}} &= \left| \int_{-\infty}^t K_{\text{BB}}(t-\tau) \mathbf{g}(\tau) d\tau \right| \\ &= \left| \int_{-\infty}^{t-B_1/B_2} \frac{\mathbf{g}(\tau)}{\sqrt{t-\tau}} d\tau + \int_{t-B_1/B_2}^t \frac{\mathbf{g}(\tau)}{\sqrt{t-\tau}} d\tau \right| \\ &\leq \left| \left[ \frac{\mathbf{f}(\tau)}{\sqrt{t-\tau}} \right]_{-\infty}^{t-B_1/B_2} - \int_{-\infty}^{t-B_1/B_2} \frac{\mathbf{f}(\tau)}{2(t-\tau)^{3/2}} d\tau \right| + \int_{t-B_1/B_2}^t \frac{|\mathbf{g}(\tau)|}{\sqrt{t-\tau}} d\tau \\ &\leq \sqrt{B_1 B_2} + \frac{B_1}{2} \int_{-\infty}^{t-B_1/B_2} \frac{1}{(t-\tau)^{3/2}} d\tau + B_2 \int_{t-B_1/B_2}^t \frac{1}{\sqrt{t-\tau}} d\tau \\ &= 4\sqrt{B_1 B_2}, \end{aligned} \quad (10)$$

where  $c_{\text{BB}} = \sqrt{3/(\pi\tau_p)}$ , and where this bound holds for all times.

In the stratified case, note that Eq. (6) can be rewritten as

$$\ddot{\mathbf{x}}_p + \frac{1}{\tau_p} \dot{\mathbf{x}}_p + \frac{2}{3} N^2 z_p \hat{z} = \mathbf{F}(t), \quad (11)$$

where  $\mathbf{F}(t)$  is a forcing acting on each particle. In the vertical component this is an equation for a driven damped oscillator with frequency  $\sqrt{2/3}N$  and with damping constant  $1/(2\tau_p)$  [27]. As in the vertical direction we have fast fluctuations of the particles velocities, it makes sense to continue looking at this component of the equation. In [27] it was shown that assuming that in a stratified flow the vertical fluid velocity is dominated by internal gravity waves, and thus approximating fluid element displacements as those resulting from the propagation of these waves,  $z_f = z_0 + \zeta/N$ ,  $\dot{z}_f = w(\mathbf{x}_p(t), t)$ , and  $\ddot{z}_f = Dw/Dt$ , we can further write the vertical component of Eq. (6) as

$$(\ddot{z}_p - \ddot{z}_f) + \frac{1}{\tau_p} (\dot{z}_p - \dot{z}_f) + \frac{2}{3} N^2 (z_p - z_f) = \mathbf{F}_{\text{BB}} \cdot \hat{z}. \quad (12)$$

The homogeneous solution to this equation, neglecting damping (as we are looking for maximum bounds for the velocities and viscous forces acting on the particle), is  $z_p - z_f =$

$A_0 \exp(i\sqrt{2/3}Nt)$ , and thus we can approximate the vertical component of the slip velocity as  $w_{\text{slip}} = W_0 \exp(i\sqrt{2/3}Nt)$  (real parts are assumed everywhere). The vertical component of the Stokes force can then be written as,

$$\mathbf{F}_{\text{St}} \cdot \hat{z} = \frac{W_0}{\tau_p} e^{i\sqrt{2/3}Nt}. \quad (13)$$

Replacing the vertical slip velocity in the vertical component of the Basset-Boussinesq force we also obtain

$$\mathbf{F}_{\text{BB}} \cdot \hat{z} = \sqrt{\frac{3}{\pi\tau_p}} \int_{-\infty}^t d\tau K_{\text{BB}}(t-\tau) i\sqrt{\frac{2}{3}}NW_0 e^{i\sqrt{2/3}N\tau}, \quad (14)$$

where we used that the vertical component of convolution function in the history term is  $g_z(t) = dw_{\text{slip}}/dt = i\sqrt{2/3}Nw_{\text{slip}}(t)$ .

From these results, we can proceed further in deriving bounds for the different forces over particles in the stratified case using Eqs. (7), (9), (13), and (14). As vertical velocity fluctuations are faster and their time derivatives are larger than in the horizontal direction, we can keep working with the vertical components of the Stokes and Basset-Boussinesq forces. We can ask the conditions on Eq. (9) to apply to the vertical component, and thus

$$\|\mathbf{F}_{\text{St}} \cdot \hat{z}\|_{\infty} = \left\| \frac{W_0}{\tau_p} e^{i\sqrt{2/3}Nt} \right\|_{\infty} = \frac{B_{1z}}{\tau_p}, \quad (15)$$

$$B_{2z} = \left\| i\sqrt{\frac{2}{3}}NW_0 e^{i\sqrt{2/3}Nt} \right\|_{\infty} = \sqrt{\frac{2}{3}}NB_{1z}. \quad (16)$$

Applying the bound on Eq. (10) only to the vertical component of the Basset-Boussinesq force, we can write a new bound as

$$\|\mathbf{F}_{\text{BB}} \cdot \hat{z}\|_{\infty} \leq 4c_{\text{BB}} \sqrt{B_{1z}B_{2z}} = 4\sqrt{\frac{2}{3} \frac{3N}{\pi\tau_p}} (\tau_p \|\mathbf{F}_{\text{St}} \cdot \hat{z}\|_{\infty})^2 \leq 4\sqrt{N\tau_p} \|\mathbf{F}_{\text{St}} \cdot \hat{z}\|_{\infty}, \quad (17)$$

and therefore

$$\frac{\|\mathbf{F}_{\text{BB}} \cdot \hat{z}\|_{\infty}^2}{\|\mathbf{F}_{\text{St}} \cdot \hat{z}\|_{\infty}^2} \leq 16N\tau_p. \quad (18)$$

Assuming that for sufficiently stratified flows the vertical components of the forces acting on the particles dominate their dynamics, we can define a dimensionless number

$$\text{Sb} = N\tau_p, \quad (19)$$

which in the following we will call the buoyancy Stokes number, as it corresponds to a ratio between the particle response time and the Brunt-Väisälä period. We expect that for sufficiently small Sb the effect of the Basset-Boussinesq force should be negligible.

**TABLE I:** Relevant parameters of the fluid simulations.  $NT_0$  is the Brunt-Väisälä frequency in units of  $T_0^{-1} = U_0/L_0$ , Fr is the Froude number, Re is the Reynolds number, Rb is the buoyancy Reynolds number,  $L$  is the flow integral scale,  $\eta$  is the Kolmogorov scale,  $L_b$  is the buoyancy length, and  $L_{Oz}$  is the Ozmidov length scale. All lengths are in units of the unit length  $L_0$ .

Run	$NT_0$	Fr	Re	Rb	$L/L_0$	$\eta/L_0$	$L_b/L_0$	$L_{Oz}/L_0$
N04	4	0.19	3600	130	1.22	0.0045	0.24	0.35
N08	8	0.11	2300	28	0.90	0.0050	0.10	0.17
N12	12	0.07	2500	12	0.97	0.0051	0.07	0.12
N20	20	0.05	2400	6	0.91	0.0048	0.04	0.07

**TABLE II:** Parameters of the particles in all simulations. St is the Stokes number,  $\tau_p/T_0$  is the Stokes time in units of  $T_0$ ,  $a/\eta$  is the particle radius in units of the Kolmogorov scale, and  $Re_p$  lists the particle Reynolds numbers and Sb the buoyancy Stokes number in all fluid simulations.

Label	St	$\tau_p/T_0$	$a_p/\eta$	$Re_p$				Sb			
				N04	N08	N12	N20	N04	N08	N12	N20
St03	0.3	0.02	0.95	0.19	0.15	0.07	0.05	0.08	0.19	0.28	0.43
St1	1	0.07	1.70	0.72	0.52	0.22	0.12	0.25	0.64	0.94	1.40
St3	3	0.21	3.00	2.70	2.00	0.75	0.40	0.75	1.90	2.80	4.30
St6	6	0.43	4.20	6.70	4.80	1.70	0.33	1.50	3.80	5.60	8.60

#### IV. NUMERICAL SIMULATIONS

We now focus our attention on the numerical validation of the condition obtained in Sec. III for regimes in which the Basset-Boussinesq force can be neglected or not. To this end we performed several numerical simulations of stably stratified turbulence (see table I), each of them with different particles (see table I). The Boussinesq fluid equations given by Eqs. (4) and (5) were numerically solved in a triply periodic domain using a parallelized and fully dealiased pseudo-spectral method, along with a second-order Runge-Kutta scheme for time integration [29]. For the evolution of inertial particles satisfying Eq. (6) we used third-order spline interpolation to estimate forces at the particles positions, and a second-order Runge-Kutta method for time integration [30]. The Basset-Boussinesq force was computed using the second-order method described in van Hinsberg et al. [28].

Numerical simulations were carried out using a spatial resolution of  $N_x = N_y = 768$  and  $N_z = 192$  grid points. The domain had dimensions  $L_x = L_y = 2\pi L_0$  in the horizontal directions, and  $L_z = H = \pi L_0/2$  in the vertical direction, where  $L_0$  is a unit length. We considered four different Brunt-Väisälä frequencies (see table I), measured in units of the inverse of a unit turnover time  $T_0 = L_0/U_0$ , with  $U_0$  representing a unit velocity. For simplicity, all simulations had a Prandtl number  $Pr = \nu/\kappa = 1$ . The kinematic viscosity was chosen such that the Kolmogorov scale  $\eta = (\nu^3/\varepsilon)^{1/4} \approx 0.005L_0$  was well resolved, where the kinetic energy dissipation rate is  $\varepsilon = \nu \langle |\boldsymbol{\omega}|^2 \rangle$  and  $\boldsymbol{\omega} = \nabla \times \mathbf{u}$  is the vorticity. This results in  $\kappa\eta \approx 1.6$ , where  $\kappa = N_x/(3L_0)$  is the maximum resolved wave number when using the 2/3 rule for dealiasing, ensuring spatially well-resolved simulations [31, 32].

The forcing in Eq. (4) was a Taylor-Green forcing, that excites directly the flow horizontal

velocity components, and produces large-scale counter-rotating vortices perpendicular to the stratification separated by horizontal shear layers in between. Its expression is given by

$$\mathbf{f} = f_0 [\sin(k_f x) \cos(k_f y) \cos(k_f z) \hat{\mathbf{x}} - \cos(k_f x) \sin(k_f y) \cos(k_f z) \hat{\mathbf{y}}], \quad (20)$$

where  $f_0$  is the forcing amplitude and  $k_f = 1/L_0$  is the forcing wave number. This forcing has been used in many studies of stratified turbulence (see, e.g., [11, 23] for detailed discussions of the flow geometry and for visualizations). Note that this forcing remains constant over time, introducing no additional time scales into the system.

Particles were initialized randomly in a horizontal strip of width  $H/5$ , centered around  $z_0 = H/2$ , and at a time in which the flows had reached a turbulent steady state (i.e., after flow integration for over 60 large-scale turnover times). The initial velocities of the particles matched the fluid velocity at the center of each particle. The particles were one-way coupled, essentially functioning as test particles. They neither collide with each other nor contribute to the flow dynamics. To each fluid simulation in Table, four sets of particles were introduced, each containing 25,000 particles, each set characterized by distinct values of  $\tau_p$ . Particles were integrated for more than 15 large-scale turnover times. Moreover, for each set of particles, integrations were done solving Eq. (6) with and without the Basset-Boussinesq history term (labeled in the following respectively as “w/H” and “w/oH”). This resulted in a cumulative count of 32 particle datasets, each with their corresponding Reynolds, Froude, and Stokes numbers as defined next.

We can characterize the flow dynamics using two dimensionless numbers, the Reynolds and Froude numbers,

$$\text{Re} = \frac{LU}{\nu}, \quad \text{Fr} = \frac{U}{LN}, \quad (21)$$

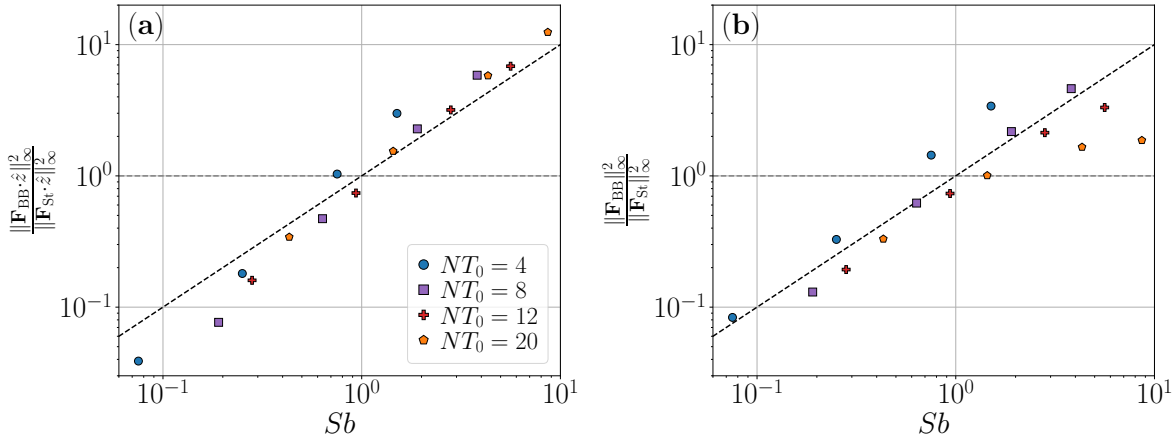
where  $L = \pi/(2u'^2) \int E(k)/k dk$  and  $U = \langle |\mathbf{u}|^2 \rangle^{1/2}$  are respectively the characteristic Eulerian integral length and the r.m.s. flow velocity (where  $E(k)$  is the isotropic kinetic energy spectrum, and  $u'^2 = U^2/3$ ). With the aid of these numbers, we can also define the buoyancy Reynolds number,

$$\text{Rb} = \text{Re Fr}^2, \quad (22)$$

which quantifies the turbulence intensity at the buoyancy scale  $L_b = U/N$ , and plays a crucial role in describing the flow behavior. When  $\text{Rb} \gg 1$  turbulence is strong even in the presence of stratification, while for  $\text{Rb} \ll 1$  turbulent motions are significantly suppressed by viscosity in each stratified layer. Geophysical flows typically exhibit large values of  $\text{Rb}$  [33], but computational constraints impose severe restrictions on the range of values of  $\text{Rb}$  that can be simulated. Previous studies indicate that  $\text{Rb} > 10$  is sufficient for the flow to sustain significant turbulence at small scales [34]. Considering computational limitations and the need to explore parameter space, we consider flows with  $\text{Rb}$  ranging from 6 to 130. Another relevant length scale to characterize the small scales of stratified turbulence is the Ozmidov scale,  $L_{Oz} = 2\pi/k_{Oz}$ , with  $k_{Oz} = \sqrt{N^3/\varepsilon}$ . At scales significantly smaller than  $L_{Oz}$  we expect the flow to asymptotically recover isotropy. Thus, when  $\text{Rb}$  is sufficiently large, and when  $L_{Oz}$  is larger than the the Kolmogorov dissipation scale, we can expect small scale turbulence to be stronger, and to affect as a result the particle dynamics and transport.

The particles dynamics is usually characterized in turn by two dimensionless numbers,

$$\text{St} = \frac{\tau_p}{\tau_\eta}, \quad \text{Re}_p = \frac{a|\mathbf{u} - \mathbf{v}|}{\nu}, \quad (23)$$



**FIG. 1:** (a) Ratio of the squared infinity norm of the vertical components of the Basset-Boussinesq force to the Stokes force, as a function of the buoyancy Stokes number  $Sb$  for all particles and simulations. A linear relation with slope of 1 is shown as a reference. (b) Same for the infinity norms considering all components of both forces.

where  $St$  is the Stokes number,  $\tau_\eta = (\nu/\varepsilon)^{1/2}$  is the Kolmogorov dissipation time, and  $Re_p$  is the particle Reynolds number.

Tables I and II provide all these dimensionless numbers and characteristic scales for the simulations. Note these tables should be read together, as we can have, e.g., particles with  $St = 0.3$  in a flow with  $N = 4/T_0$  (with or without the Basset-Boussinesq history term), or the same particles but in a flow with  $N = 8/T_0$ ,  $12/T_0$ , or  $20/T_0$ .

## V. NUMERICAL RESULTS

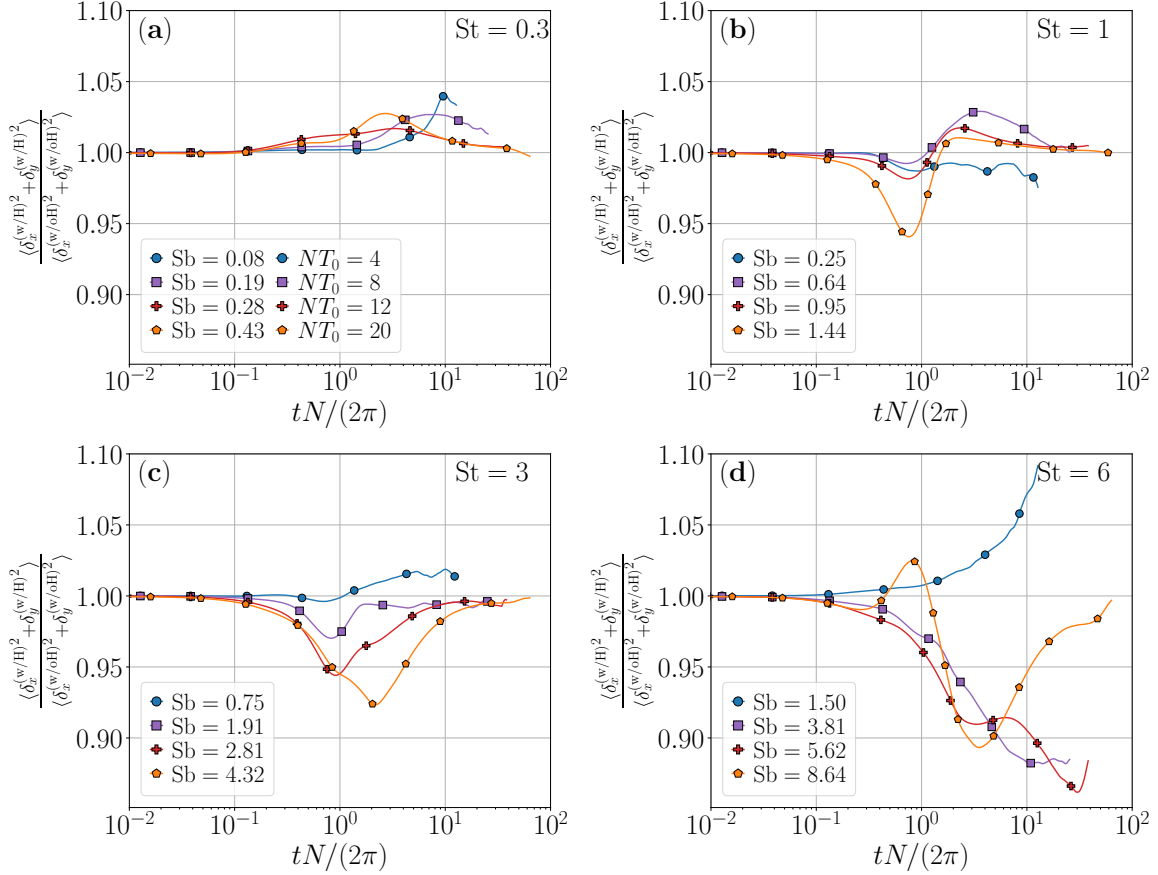
### A. Relation between the forces and the buoyancy Stokes number

The first direct test of the bound given by Eq. (18) considers the strength of the forces in all simulations with particles that include the Basset-Boussinesq force. To estimate  $\|\mathbf{F}_{BB}\|_\infty$ ,  $\|\mathbf{F}_{BB} \cdot \hat{z}\|_\infty$ ,  $\|\mathbf{F}_{St}\|_\infty$ , and  $\|\mathbf{F}_{St} \cdot \hat{z}\|_\infty$ , the maximum of the vector modulus and of the vertical component of each force were calculated for each particle in the simulations over all times, and then the average values of  $\|\mathbf{F}_{BB}\|_\infty^2/\|\mathbf{F}_{St}\|_\infty^2$  and of  $\|\mathbf{F}_{BB} \cdot \hat{z}\|_\infty^2/\|\mathbf{F}_{St} \cdot \hat{z}\|_\infty^2$  were computed for each value of  $Sb$ . The results are shown in Fig. 1. Note that  $\|\mathbf{F}_{BB} \cdot \hat{z}\|_\infty^2/\|\mathbf{F}_{St} \cdot \hat{z}\|_\infty^2 < 1$  when  $St < 1$ . The condition on  $\|\mathbf{F}_{BB}\|_\infty^2/\|\mathbf{F}_{St}\|_\infty^2$  being small is also bounded by  $St$ , confirming that the vertical component of the Basset-Boussinesq force is dominant, and it is the component of interest to obtain a bound on the effect of this force on the particles dynamics.

### B. Influence of the Basset-Boussinesq force on particle dispersion

The next test studies the displacement of the particles in the turbulent flow, when the Basset-Boussinesq force is considered or neglected. As in the vertical direction neutrally buoyant particles are confined in a narrow layer (independently of whether the history term





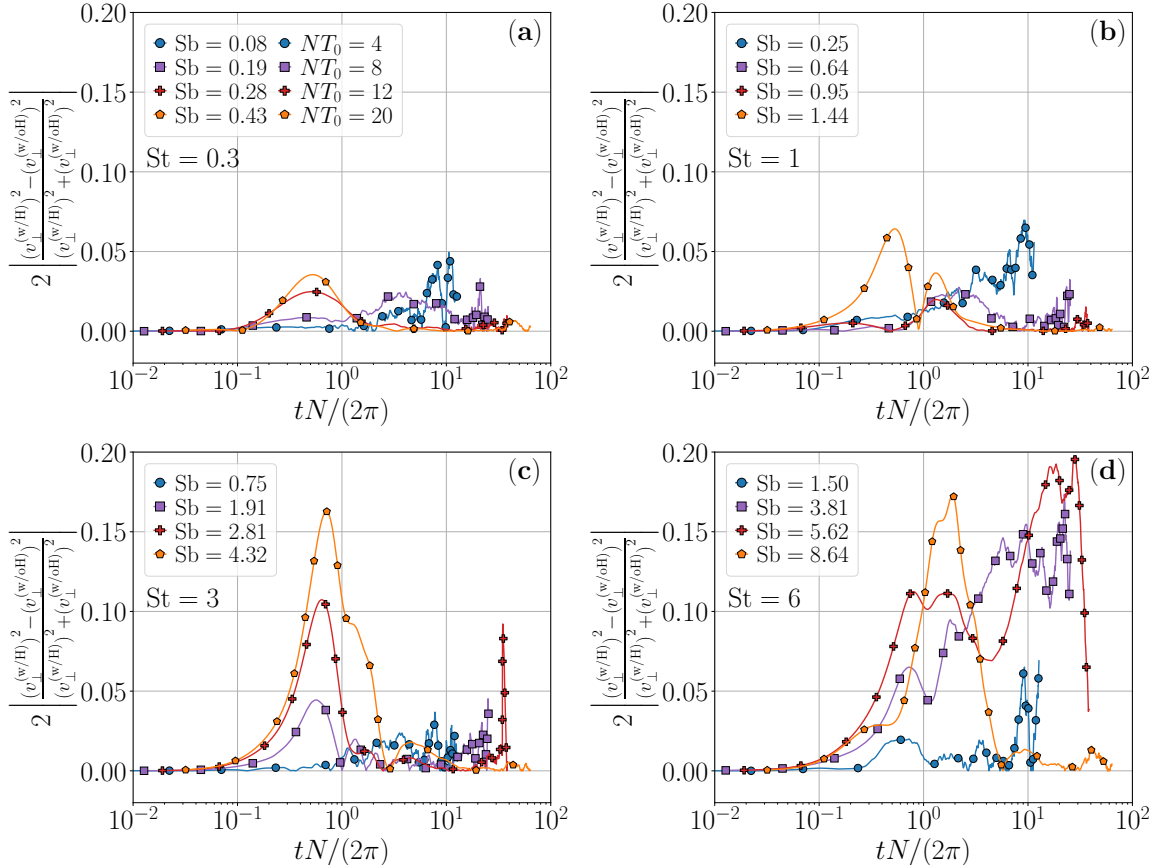
**FIG. 2:** Ratio of the mean squared horizontal dispersion considering the history term (w/H) and without the history term (w/oH), as a function of time, for particles in flows with different Froude and Stokes numbers: (a)  $St = 0.3$ , (b)  $St = 1$ , (c)  $St = 3$ , and (d)  $St = 6$ . The labels in first panel provide the Brunt-Väisälä frequency for all panels. Values of  $Sb$  for the particles are given in each panel.

is present or not), we compare their mean square displacements in the horizontal direction,

$$\delta_i^{(j)2}(t) = \langle [x_i(t) - x_i(0)]^2 \rangle, \quad (24)$$

where the subindex  $i = 1, 2$  stands for the  $x$  or  $y$  coordinates, and the supraindex  $j$  can be w/H or w/oH (i.e., integration with or without the history term). Figure 2 shows the ratio of the averages over all particles of the mean square horizontal displacements with and without the history term,  $\langle \delta_x^{(w/H)2} + \delta_y^{(w/H)2} \rangle / \langle \delta_x^{(w/oH)2} + \delta_y^{(w/oH)2} \rangle$ , as a function of time for different Froude and Stokes numbers.

For small times compared with the Brunt-Väisälä period,  $2\pi/N$ , the ratio remains close to unity, but as time becomes close to  $2\pi/N$  differences in the mean squared horizontal dispersion develop. For small values of  $St$  (corresponding to small  $\tau_p$ ) and large values of  $Fr$  (i.e., small values of  $N$ ), the ratio hovers around unity and the differences between the particles w/H and w/oH remain below 4%. As the value of  $St$  of the particles increases, the ratio deviates from unity. For fixed  $St$  values, the ratio also increases as  $Fr$  decreases. This increase in the differences w/H and w/oH is compatible with the increase in  $Sb$ . For large values of  $Sb$  differences in the horizontal dispersion are between 10% to 15%, depending



**FIG. 3:** Normalized difference between the mean squared velocity variations in cases with and without the history term (respectively w/H and w/oH), as a function of time for particles in flows with varying Froude and Stokes numbers (St): (a) St = 0.3, (b) St = 1, (c) St = 3, and (d) St = 6. The labels in the first panel provide the Brunt-Väisälä frequency for all panels. Values of Sb for the particles are given in each panel.

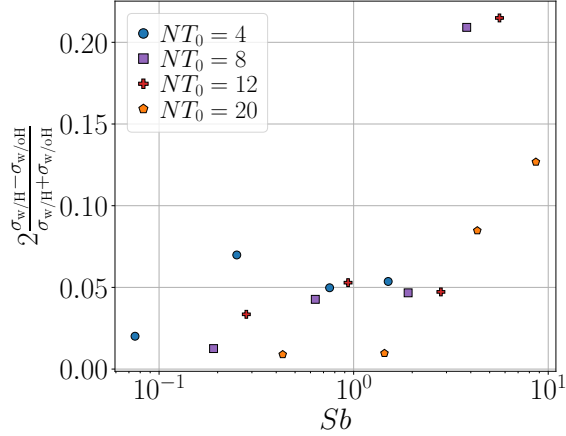
on the value of Fr. However, when  $Sb < 1$ , errors when neglecting the Basset-Boussinesq force consistently stay below 5%. It is noteworthy that in many cases the largest errors are found for intermediate times. Van Aartrijk and Clercx [25] reported that in stratified flows different regimes develop in the vertical and horizontal dispersion of particles, with the Basset-Boussinesq force having a significant impact in the development and extension of transients at times close to the Brunt-Väisälä period.

### C. Influence of the Basset-Boussinesq force on particles velocities

We now consider the effect of the Basset-Boussinesq history term on the particles velocities. To this end we consider again the horizontal (or perpendicular) components, and we define mean squared velocity variations as

$$v_{\perp}^{(j)2}(t) = \langle [v_x(t) - v_x(0)]^2 \rangle + \langle [v_y(t) - v_y(0)]^2 \rangle, \quad (25)$$

where the supindex  $j$  again stands for w/H or w/oH, and where the average is computed over all particles. We can then consider the absolute value of the difference between the w/H



**FIG. 4:** Absolute value of the differences between the standard deviations of the Voronoi areas, normalized by the average of the standard deviations, for particles considering and neglecting the history term (respectively w/H and w/oH), as a function of  $Sb$ . Note the increase in the differences as  $Sb$  increases. This trend highlights the increasing disagreement in the spatial distribution of particles and in their clustering as  $Sb$  grows.

and w/oH cases,  $|(v_{\perp}^{(w/H)})^2 - (v_{\perp}^{(w/oH)})^2|$ , normalized by the average of their mean squared values,  $|(v_{\perp}^{(w/H)})^2 + (v_{\perp}^{(w/oH)})^2|/2$ , as a function of time (see Fig. 3).

As it was the case for the mean squared horizontal dispersion, the difference between the velocity variations with and without the Basset-Boussinesq force remains small at early times, and grows as the time approaches  $2\pi/N$ . The error in the velocities increases with increasing Stokes number, and with decreasing Froude number. In cases with  $Sb < 1$  the error in the velocities is less than 6%, while in the cases in which this condition is not fulfilled the error increases up to  $\approx 20\%$ . The increase in this error at intermediate times is consistent with what is observed in the horizontal particle dispersion in Fig. 2. Finally, note that the time of the first maximum in this error also depends on the value of  $St$ , which is consistent with observations of the time extension of the early ballistic behavior of particle dynamics in stratified flows [27].

#### D. Effect of the Basset-Boussinesq force on particle clustering

The vertical confinement of neutrally buoyant particles in thin layers resulting from the flow stratification has a strong impact on inertial particle clustering [27]. The aggregation of particles is relevant in oceanic flows, in which even the dynamics of large particles are sometimes modeled using modified versions of the Maxey-Riley equation. An example can be found in the study of sargassum, a type of seaweed that serves as the habitat for marine fauna but can also pose environmental challenges due to elevated levels of arsenic and heavy metals when decomposing near coastlines [35, 36]. Another example involves phytoplankton, that aggregates creating intricate structures spanning kilometers [37, 38], and forming thin layers at depths correlated with regions of pronounced fluid density gradients and vertical shear typically occurring near the bottom of the oceanic mixed layer [39]. We therefore quantify in this subsection the effect of considering or neglecting the Basset-Boussinesq force on particle clustering. To quantify the aggregation of particles we use a Voronoi tessellation.

This technique has been used before to characterize the preferential concentration of particles in laboratory experiments and in numerical simulations [7, 40–46].

In a Voronoï tessellation each particle is assigned a cell, corresponding to all the volume (or area, in two-dimensional slices) that is closer to that particle than to any other neighbouring particle. The size of the cells are then inversely proportional to the particle density in that region: larger cells correspond to voids (i.e., regions with far apart particles), while smaller cells correspond to clusters (i.e., regions with particles closer to each other). The standard deviation of the volume (or area) of all the Voronoï cells can then be used to quantify the amount of clustering in the flow [40, 41]: when the standard deviation is larger than that of a random Poisson process, there is an excess of clusters and of voids compared with a random homogeneous distribution of particles. While both three- and two-dimensional tessellations have been used to study particle clustering in homogeneous and isotropic turbulence, in the case of stably stratified flows the confinement of all particles in a layer near a neutrally buoyant level makes it reasonable to limit the study to 2D tessellations, by projecting all particles into the horizontal plane (see, e.g., [27]).

We thus computed the standard deviation of the areas of the Voronoï cells in simulations with the history term,  $\sigma_{w/H}$ , and without the history term,  $\sigma_{w/oH}$ . Figure 4 shows the absolute value of the difference between these two deviations normalized by the average of the standard deviations. For  $Sb < 1$ , the error when comparing cases w/H and w/oH remains below 7%, with most simulations having errors below 4%. However, for  $Sb > 1$  the error in the level of clustering grows rapidly with  $Sb$ , reaching values that exceed 20%. This trend highlights the increasing disagreement in particle clustering when  $Sb > 1$ . Thus, the bounds obtained in Sec. III are also useful to estimate the conditions under which the Basset-Boussinesq force cannot be neglected when studying particle aggregation.

## VI. CONCLUSIONS

We obtained a bound that is useful to determine under what conditions the Basset-Boussinesq force in the Maxey–Riley equation for inertial particles can be neglected, when the particles are submerged in a stratified flow. This bound motivated the definition of a buoyancy Stokes number,  $Sb = N\tau_p$  which is the Stokes number of the particles at the fluid buoyancy scale, i.e., it is the ratio of the particle response time to the Brunt–Väisälä period. For sufficiently small  $Sb$  the effect of the Basset-Boussinesq force becomes negligible.

This condition was validated using direct numerical simulations of small particles in stably stratified turbulent flows, exploring parameter space by varying the fluid Froude number and the particles Stokes number. Numerical integration of the particles was also performed considering and neglecting the Basset-Boussinesq force in the Maxey–Riley equation, to quantify differences between these two cases.

Using the numerical simulations we computed the infinity norm of the forces acting on the particles, and showed that the infinity norm of the Basset-Boussinesq force becomes smaller than the infinity norm of the Stokes force when  $Sb < 1$ . Three other observables were considered: single particle dispersion (i.e., the mean squared distance traveled by the particles), the mean squared velocity of the particles, and particle clustering. In all cases, differences between simulations with and without the Basset-Boussinesq force were small when  $Sb < 1$ , and grew rapidly with  $Sb$  when  $Sb > 1$ . Thus, the Basset-Boussinesq force must be considered in particles with large inertia, or in particle laden fluids with strong stratification. The results presented here allow the estimation of the conditions under which

this force becomes relevant in different geophysical contexts [5, 6, 22, 25, 35–37].

- 
- [1] J. Wyngaard, Turbulence in the atmosphere, *Physical Review Fluids* **24**, 205 (1992).
  - [2] E. D’Asaro and R.-C. Lien, Lagrangian measurements of waves and turbulence in stratified flows, *J. Phys. Oceanogr.* **20**, 641 (2000).
  - [3] T. Watanabe, J. Riley, S. de Bruyn Kops, P. Diamessis, and Q. Zhou, Turbulent/non-turbulent interfaces in wakes in stably stratified fluids, *Journal of Fluid Mechanics* **797**, R1 (2016).
  - [4] G. Amir, N. Bar, A. Eidelman, T. Elperin, N. Kleeorin, and I. Rogachevskii, Turbulent thermal diffusion in strongly stratified turbulence: Theory and experiments, *Physical Review Fluids* **2**, 064605 (2016).
  - [5] M. Ichihara, P. D. Mininni, S. Ravichandran, C. Cimarelli, and C. Vagasky, Multiphase turbulent flow explains lightning rings in volcanic plumes, *Communications Earth & Environment* **4**, 417 (2023).
  - [6] S. O’Brien, C. Rauert, F. Ribeiro, E. D. Okoffo, S. D. Burrows, J. W. O’Brien, X. Wang, S. L. Wright, and K. V. Thomas, There’s something in the air: A review of sources, prevalence and behaviour of microplastics in the atmosphere, *Science of The Total Environment* **874**, 162193 (2023).
  - [7] M. Obligado, A. Cartellier, and M. Bourgoïn, Experimental detection of superclusters of water droplets in homogeneous isotropic turbulence, *EPL (Europhysics Letters)* **112**, 54004 (2015).
  - [8] S. Angriman, A. Ferran, F. Zapata, P. J. Cobelli, M. Obligado, and P. D. Mininni, Clustering in laboratory and numerical turbulent swirling flows, *Journal of Fluid Mechanics* **948**, A30 (2022).
  - [9] V. Tavanashad, A. Passalacqua, and S. Subramaniam, Particle-resolved simulation of freely evolving particle suspensions: Flow physics and modeling, *International Journal of Multiphase Flow* **135**, 103533 (2021).
  - [10] B. Vowinckel, K. Zhao, R. Zhu, and E. Meiburg, Investigating cohesive sediment dynamics in open waters via grain-resolved simulations, *Flow* **3**, E24 (2023).
  - [11] J. J. Riley and S. M. de Bruyn Kops, Dynamics of turbulence strongly influenced by buoyancy, *Physics of Fluids* **15**, 2047 (2003).
  - [12] G. B. E. Lindborg, Vertical dispersion by stratified turbulence, *J. Fluid Mech.* **614**, 303–314 (2008).
  - [13] R. Marino, P. Mininni, D. Rosenberg, and A. Pouquet, Large-scale anisotropy in stably stratified rotating flows, *Phys. Rev. E* **90**, 023018 (2014).
  - [14] G. D. Portwood, S. de Bruyn Kops, and C. Caulfield, Asymptotic dynamics of high dynamic range stratified turbulence, *Physical Review Letters* **122**, 194504 (2019).
  - [15] A. Alexakis, R. Marino, P. D. Mininni, A. van Kan, R. Foldes, and F. Feraco, Large-scale self-organization in dry turbulent atmospheres, *Science* **383**, 1005 (2024).
  - [16] L. Smith and F. Waleffe, Generation of slow large scales in forced rotating stratified turbulence, *Journal of Fluid Mechanics* **451**, 145 (2002).
  - [17] M. L. Waite, Stratified turbulence at the buoyancy scale, *Phys. Fluids* **23**, 066602 (2011).
  - [18] A. Maffioli, Vertical spectra of stratified turbulence at large horizontal scales, *Physical Review Fluids* **2**, 104802 (2017).
  - [19] J. R. Herring and O. Métais, Numerical experiments in forced stably stratified turbulence, *Journal of Fluid Mechanics* **202**, 97 (1989).

- [20] J. J. Riley and M.-P. Lelong, Fluid motions in the presence of strong stable stratification, *Annual Review of Fluid Mechanics* **32**, 613 (2000).
- [21] P. L. E. Brethouwer, G. Billant and C. J.M., Scaling analysis and simulation of strongly stratified turbulent flows, *Journal of Fluid Mechanics* **585**, 343–368 (2007).
- [22] M. van Aartrijk, H. J. H. Clercx, and K. B. Winters, Single-particle, particle-pair, and multiparticle dispersion of fluid particles in forced stably stratified turbulence, *Physics of Fluids* **20**, 025104 (2008).
- [23] N. Sujovolsky and P. Mininni, Vertical dispersion of lagrangian tracers in fully developed stably stratified turbulence, *Physical Review Fluids* **4**, 014503 (2018).
- [24] M. Maxey and J. Riley, Equation of motion for a small rigid sphere in a nonuniform flow, *Physics of Fluids* **26**, 883 (1983).
- [25] M. van Aartrijk and H. J. H. Clercx, Vertical dispersion of light inertial particles in stably stratified turbulence: The influence of the Basset force, *Physics of Fluids* **22**, 1 (2010).
- [26] A. Sozza, F. Lillo, S. Musacchio, and G. Boffetta, Large-scale confinement and small-scale clustering of floating particles in stratified turbulence, *Physical Review Fluids* **1**, 1 (2016).
- [27] C. Reartes and P. D. Mininni, Dynamical regimes and clustering of small neutrally buoyant inertial particles in stably stratified turbulence, *Phys. Rev. Fluids* **8**, 054501 (2023).
- [28] M. van Hinsberg, J. ten Thije Boonkamp, and H. Clercx, An efficient, second order method for the approximation of the basset history force, *Journal of Computational Physics* **230**, 1465 (2011).
- [29] P. Mininni, D. Rosenberg, R. Reddy, and A. Pouquet, A hybrid MPI-openMP scheme for scalable parallel pseudospectral computations for fluid turbulence, *Parallel Computing* **37**, 316 (2010).
- [30] P. Yeung and S. Pope, An algorithm for tracking fluid particles in numerical simulations of homogeneous turbulence, *Journal of Computational Physics* **79**, 373 (1988).
- [31] D. Donzis and P. Yeung, Resolution effects and scaling in numerical simulations of passive scalar mixing in turbulence, *Physica D: Nonlinear Phenomena* **239**, 1278 (2010).
- [32] M. Wan, S. Oughton, S. Servidio, and W. H. Matthaeus, On the accuracy of simulations of turbulence, *Physics of Plasmas* **17**, 082308 (2010).
- [33] J. N. Moum, Energy-containing scales of turbulence in the ocean thermocline, *Journal of Geophysical Research* **101**, 14095 (1996).
- [34] G. Ivey, K. Winters, and J. Koseff, Density stratification, turbulence, but how much mixing?, *Annual Review of Fluid Mechanics* **40**, 169 (2008).
- [35] F. J. Beron-Vera and P. Miron, A minimal maxey-riley model for the drift of sargassum rafts, *Journal of Fluid Mechanics* **904** (2020).
- [36] F. Andrade-Canto, F. Beron-Vera, G. Goni, D. Karrasch, M. Olascoaga, and J. Triñanes, Carriers of sargassum and mechanism for coastal inundation in the caribbean sea, *Physics of Fluids* **34**, 016602 (2022).
- [37] A. Martin, Phytoplankton patchiness: the role of lateral stirring and mixing, *Progress in Oceanography* **57**, 125 (2003).
- [38] W. M. Durham, E. Climent, M. Barry, F. D. Lillo, G. Boffetta, M. Cencini, and R. Stocker, Turbulence drives microscale patches of motile phytoplankton, *Nature Communications* **4**, 2148 (2013).
- [39] T. M. S. Johnston and D. L. Rudnick, Observations of the transition layer, *Journal of Physical Oceanography* **39**, 780 (2009).
- [40] R. Monchaux, M. Bourgoin, and A. Cartellier, Preferential concentration of heavy particles:

- A Voronoï analysis, *Physics of Fluids* **22**, 103304 (2010).
- [41] R. Monchaux, M. Bourgoïn, and A. Cartellier, Analyzing preferential concentration and clustering of inertial particles in turbulence, *International Journal of Multiphase Flow* **40**, 1 (2012).
  - [42] M. Obligado, T. Teitelbaum, A. Cartellier, P. Mininni, and M. Bourgoïn, Preferential concentration of heavy particles in turbulence, *Journal of Turbulence* **15**, 293 (2014).
  - [43] S. Sumbekova, A. Cartellier, A. Aliseda, and M. Bourgoïn, Preferential concentration of inertial sub-Kolmogorov particles: The roles of mass loading of particles, Stokes numbers, and Reynolds numbers, *Physical Review Fluids* **2**, 024302 (2017).
  - [44] M. Obligado, A. Cartellier, A. Aliseda, T. Calmant, and N. de Palma, Study on preferential concentration of inertial particles in homogeneous isotropic turbulence via big-data techniques, *Physical Review Fluids* **5**, 024303 (2020).
  - [45] C. Reartes and P. Mininni, Settling and clustering of particles of moderate mass density in turbulence, *Phys. Rev. Fluids* **6**, 114304 (2021).
  - [46] F. Zapata, S. Angriman, A. Ferran, P. Cobelli, M. Obligado, and P. Mininni, Turbulence unsteadiness drives extreme clustering, *Physical Review Letters* **132**, 104005 (2024).