

# Trust Dynamics and Market Behavior in Cryptocurrency: A Comparative Study of Centralized and Decentralized Exchanges

Xintong Wu<sup>†</sup> and Wanlin Deng<sup>†</sup>  
Duke Kunshan University  
Suzhou, China

Yutong Quan  
Columbia University  
New York, United States

Luyao Zhang<sup>\*</sup>  
Duke Kunshan University  
Suzhou, China

**Abstract**—In the rapidly evolving cryptocurrency landscape, trust is a critical yet underexplored factor shaping market behaviors and driving user preferences between centralized exchanges (CEXs) and decentralized exchanges (DEXs). Despite its importance, trust remains challenging to measure, limiting the study of its effects on market dynamics. The collapse of FTX, a major CEX, provides a unique natural experiment to examine the measurable impacts of trust and its sudden erosion on the cryptocurrency ecosystem. This pivotal event raised questions about the resilience of centralized trust systems and accelerated shifts toward decentralized alternatives. This research investigates the impacts of the FTX collapse on user trust, focusing on token valuation, trading flows, and sentiment dynamics. Employing causal inference methods, including Regression Discontinuity Design (RDD) and Difference-in-Differences (DID), we reveal significant declines in WETH prices and NetFlow from CEXs to DEXs, signaling a measurable transfer of trust. Additionally, natural language processing methods, including topic modeling and sentiment analysis, uncover the complexities of user responses, highlighting shifts from functional discussions to emotional fragmentation in Binance’s community, while Uniswap’s sentiment exhibits a gradual upward trend. Despite data limitations and external influences, the findings underscore the intricate interplay between trust, sentiment, and market behavior in the cryptocurrency ecosystem. By bridging blockchain analytics, behavioral finance, and decentralized finance (DeFi), this study contributes to interdisciplinary research, offering a deeper understanding of distributed trust mechanisms and providing critical insights for future investigations into the socio-technical dimensions of trust in digital economies.

**Index Terms**—Centralized Exchange, Decentralized Exchange, Trust Mechanism, Incidents Impact, Decentralized Finance, Blockchain, Interdisciplinary Studies, FTX Collapse

## I. INTRODUCTION

Trust, integral to human prosperity, assumes a critical role in the digital economy, especially in the cryptocurrency domain driven by blockchain technology [1]. This technology marks a paradigm shift from centralized to decentralized trust systems, significantly expanding digital economic landscapes. However, trustworthiness in these systems, whether decentralized or

centralized, is contingent upon factors at varying scales [2]–[15]. Micro-level elements like financial literacy and macro-level aspects such as governmental regulations are pivotal in determining their efficacy and reliability [16]. Various studies indicate that trust plays a crucial role in influencing price fluctuations of digital assets, driving the development of the cryptocurrency market, and impacting investor behavior [17]–[21]. Despite its importance, trust remains challenging to measure, limiting the study of its effects on market dynamics.

Cryptocurrency exchanges fall into two main categories: centralized exchanges (CEX) and decentralized exchanges (DEX). CEXs, operated by a central organization, require users to trust the exchange with their assets in a shared wallet. Transactions on CEXs happen off the blockchain, relying on the exchange to manage trades. Trust in CEXs is based on reputation, user base, or endorsement. However, events like the FTX collapse underscore trust issues caused by regulatory breaches [22]. DEXs use smart contracts or peer-to-peer networks for non-custodial trading. Two main DEX implementations are limit order books (e.g., EtherDelta) and automated market makers (e.g., PancakeSwap) [23]. DEXs eliminate the need for trust in a central entity, relying on predetermined and automated transaction rules. While this resolves traditional trust issues, challenges such as technical complexity, lack of regulation, and security threats introduce new trust considerations, including the potential for market manipulation [24].

In the rapidly evolving cryptocurrency landscape, the collapse of FTX, a major CEX, provides a unique natural experiment [25] to examine the measurable impacts of trust and its sudden erosion on the cryptocurrency ecosystem. This pivotal event raised questions about the resilience of centralized trust systems and accelerated shifts toward decentralized alternatives. It offers a critical opportunity to explore how a systemic collapse impacts user trust, token valuation, trading flows, and sentiment dynamics.

Drawing inspiration from the profound insights presented by Park et al. [17], this study delves into the dynamics of the cryptocurrency market and the mechanisms underlying user trust. Employing causal inference methods, including Regression Discontinuity Design (RDD) and Difference-in-Differences (DID), this research reveals significant declines

<sup>†</sup>Joint First Authors.

<sup>‡</sup>Yutong Quan contributed to this work as a research assistant supervised by Prof. Luyao Zhang at Duke Kunshan University.

<sup>\*</sup>The Corresponding Author: Luyao Zhang (lz183@duke.edu), Data Science Research Center and Social Science Division, Duke Kunshan University. Address: Duke Avenue No.8, Kunshan, Suzhou, Jiangsu, China, 215316.

in WETH prices and NetFlow from CEXs to DEXs, signaling a measurable transfer of trust. Additionally, natural language processing methods, including topic modeling and sentiment analysis, uncover the complexities of user responses, highlighting shifts from functional discussions to emotional fragmentation in Binance’s community, while Uniswap’s sentiment exhibits a gradual upward trend. Despite data limitations and external influences, the findings underscore the intricate interplay between trust, sentiment, and market behavior in the cryptocurrency ecosystem.

Through interdisciplinary research, our objective is to enhance the understanding of trust mechanisms within crypto-asset markets and examine the potential of distributed trust systems in fostering the growth of the digital economy and decentralized finance. Within this framework, our primary research questions take center stage:

- **RQ1:** How does the FTX collapse affect prices across the crypto market by influencing trust?
- **RQ2:** How does the FTX collapse affect users’ choices between centralized exchanges (CEX) and decentralized exchanges (DEX) by influencing trust shifts?
- **RQ3:** How does user sentiment towards CEX (e.g., Binance) and DEX (e.g., Uniswap) evolve on social media platforms (e.g., Discord) during the FTX collapse?

Our paper makes several key contributions to the study of trust dynamics in cryptocurrency markets. First, it provides a comprehensive analysis of the immediate impact of the FTX collapse, combining token valuation, NetFlow shifts between CEX and DEX, and sentiment dynamics. By employing robust causal inference methods, including RDD and DID, this study isolates the effects of the collapse on WETH prices and trading behaviors. Second, through detailed analysis of user discussions in Binance and Uniswap communities, this work uncovers the nuanced shifts in user sentiment and discourse structure, leveraging topic modeling and network analysis to reveal how trust dynamics evolve in response to systemic disruptions. Finally, this research bridges interdisciplinary gaps by integrating blockchain analytics, behavioral finance, and DeFi, offering novel insights into distributed trust mechanisms. The findings contribute to the broader understanding of trust as a critical factor shaping the digital economy, with implications for future research on the socio-technical dimensions of trust in decentralized systems.

**Data and Code Availability Statement:** The dataset and code of our research are openly available on GitHub at: [https://github.com/Xintong1122/Event\\_Study](https://github.com/Xintong1122/Event_Study). This repository encompasses the datasets utilized for analysis and the code scripts employed for data processing and statistical analysis.

## II. LITERATURE REVIEW

### A. Behavioral Finance and Trust

Trust is a foundational concept in various disciplines, often defined as “a particular level of the subjective probability with which an agent assesses that another agent or group of agents will perform a particular action” [26]. In markets,

trust is essential for social transactions [26], acting both as a prerequisite and a product of exchanges. Initial trust facilitates transactions between individuals who have yet to establish prior mutual interactions [26]. Over time, repeated exchanges foster trust, which helps both parties reduce risks in future transactions and enhances their interactions’ efficiency.

In financial markets, trust profoundly influences trading behavior and pricing dynamics. Investors engage in asset trading for various reasons, including liquidity needs, portfolio rebalancing, and tax optimization. However, the primary driver often lies in their beliefs and trust regarding future asset price movements [27]. While the efficient market hypothesis suggests that securities’ values reflect historical prices and all available information [28], real-world decisions are frequently shaped by perceptions that may deviate significantly from reality [28]. Risk perception, a critical factor in financial decision-making, is deeply intertwined with trust in financial markets and specific products. While historical prices and information undoubtedly shape perceptions of risk and trust, the mechanisms underlying these influences are complex and merit further investigation.

Psychological models have been developed to explain how trust and beliefs shape individual trading behavior in financial markets. Among these models, extrapolation and overconfidence are particularly notable. Extrapolation describes the tendency to predict future trends based on recent patterns, such as returns, volatility, or crash risks [27]. However, decisions would converge uniformly if trust were solely based on simple extrapolation. Instead, persistent disagreements highlight the complexity of trust formation. The overconfidence model posits that individuals overestimate their judgment accuracy and act on cognitive perceptions that often diverge from factual evidence, leading to unexpected outcomes [27], [29]. Additionally, delayed responses to financial news, or “sticky beliefs,” reflect how individuals process market information at varying paces [27].

Other behavioral factors, such as heuristics, also play a significant role. Heuristics involve the application of general rules in complex situations, often leading to bias due to the ease of recalling specific instances, which may result in overestimating the importance of observed data [28]. Furthermore, expert knowledge affects perceptions; when activities are difficult to comprehend, individuals often feel heightened anxiety or fear [28]. These insights into trust dynamics and decision-making serve as the foundation for our hypotheses regarding the impact of FTX’s collapse on the cryptocurrency market.

### B. The Transformative Role of Sentiment Analysis in Finance, Blockchain Governance, and Decentralized Systems

Online social media plays a crucial role in information dissemination and shaping market sentiment. Numerous studies leverage sentiment analysis to examine emotions and trust dynamics within social media, providing valuable insights across various domains. In the financial sector, Eliaçik and Erdoğan [30] applied the classical Naive Bayes method combined with Spearman’s rank correlation coefficient, uncovering

a moderate positive correlation between the sentiment polarity of financial communities and the behavior of Turkey’s BIST 100 stock market. Similarly, Amirizani [31] utilized SVM, LSTM, and CNN models for Twitter sentiment analysis, revealing that public attitudes toward blockchain technology in banking are predominantly neutral, likely due to a lack of awareness about the technology. In the context of P2P lending, Niu et al. [32] employed lexicon-based methods and deep learning techniques to analyze social media discussions, uncovering dynamic shifts in lender trust and demonstrating that sentiment analysis effectively captures complex trust patterns in financial interactions.

In blockchain governance, Quan et al. [33] explored sentiment dynamics in the forums of leading DeFi projects, highlighting a generally positive sentiment and a relationship between discussion intensity and sentiment stability. Li et al. [34] introduced a negative link prediction algorithm based on sentiment polarity and structural balance theory, leveraging user interaction matrices and reliability weight matrices to improve the prediction accuracy of blockchain transaction relationships significantly. Beyond these areas, sentiment analysis enhances transparency and trust in decentralized systems. Pandey et al. [35] proposed a decentralized automated sentiment analysis solution to boost supply chain transparency and decision-making efficiency. In contrast, Shahbazi et al. [36] integrated supervised and unsupervised learning models with blockchain technology to perform real-time sentiment analysis of social media content, verifying event credibility and enhancing disaster management efforts by mitigating misinformation.

These studies collectively showcase the versatility and transformative potential of sentiment analysis in domains such as finance, blockchain governance, and cross-disciplinary applications. Sentiment analysis plays a crucial role in validating our hypotheses about trust shifts between exchanges and analyzing anomalies.

### *C. Machine Learning and Casual Inference in Blockchain-Related Research*

Artificial intelligence (AI), with its ability to simulate human intelligence, has been widely applied in fields such as healthcare and finance, driving profound transformations in the Web2 era [37]. In the Web3 era, blockchain technology offers decentralized and transparent transaction records [37]. However, the preset nature of smart contracts limits their flexibility, making it challenging to adapt to dynamically changing environments [37]. By integrating AI’s learning capabilities, blockchain systems can achieve self-optimization and better respond to the complexities of the digital landscape. As a result, applying AI to blockchain research has become a highly promising and impactful direction. Currently, AI applications in blockchain primarily focus on three key areas: infrastructure (e.g., [38]–[40]), application (e.g., [41]–[44]), and cross-chain solutions (e.g., [45]–[47]).

One significant application of machine learning in the application domain of blockchain research lies in the imple-

mentation of causal inference methods. Kreif and DiazOrdaz explore the integration of machine learning models with traditional causal inference methods, highlighting the potential of machine learning to enhance causal inference, particularly in the context of policy evaluation [48]. Causal inference has now become a widely adopted approach in blockchain research, especially for analyzing the impacts of policy changes or significant events. Chen et al. investigate how blockchain technology can address issues of contractual incompleteness using Difference-in-Differences (DID) and Triple-Difference (DDD) models [49]. Wang et al. examines how blockchain adoption influences firms’ green innovation performance utilizing a DDD approach [50]. Wang et al. compare the impact of blockchain-related policies on innovation capabilities in China and the USA based on DID analysis [51]. Liu et al. employ Regression Discontinuity Design (RDD) to quantify the causal effects of the EIP-1559 transaction fee mechanism on network transaction fees and waiting times [52]. Similarly, Zhang et al. use RDD to assess the impact of EIP-1559 on transaction decentralization [53]. In this study, we will also apply causal inference methods to investigate the impact of the FTX collapse on trust in the decentralized world.

### III. HYPOTHESIS

Risk events significantly influence the dynamics of trust between CEXs and DEXs, pivoting in shaping user perceptions of security and reliability. Drawing on behavioral finance literature, trust dynamics can be analyzed through multiple theoretical lenses, including extrapolation, overconfidence, and emotional spillover models, each offering unique insights into how users respond to events such as the collapse of FTX.

FTX’s collapse is a prominent example of a risk event that has profoundly impacted the cryptocurrency market. On November 11, 2022, FTX Trading announced voluntary bankruptcy proceedings. The misappropriation of user assets and governance failures triggered significant trust erosion in centralized institutions, with ripple effects across the broader market.

According to the emotional spillover effect, the FTX collapse may extend its impact beyond the event to the broader cryptocurrency market by triggering negative emotions such as fear and distrust [54]. This erosion of trust can undermine confidence in trading platforms overall, leading to a decline in token prices as users withdraw from the market. Further drawing on the extrapolation model, exchange users may generalize the governance failures of FTX to other CEX platforms, prompting a shift in trust toward DEX platforms, which are perceived as safer due to their decentralized structure and reduced reliance on central authorities [55]. One step more, the overconfidence model highlights how users’ perceptions can reinforce this trust redistribution: distrust in CEXs like Binance may intensify due to their perceived systemic association with FTX’s failure, even if they remain unaffected. Conversely, users who favor DEXs like Uniswap may overestimate their security, amplifying positive sentiment and trust in these

platforms. Therefore, we propose the following hypotheses to explore the trust dynamics within the crypto world:

- **Hypotheses1:** As a negative event in the cryptocurrency market, the collapse of FTX is expected to result in a general decline in user trust across the market, leading to a decrease in token prices.
- **Hypotheses2:** As a centralized exchange (CEX), the collapse of FTX is likely to erode user trust in CEX platforms, potentially causing a shift in trust towards decentralized exchanges (DEX).
- **Hypotheses3:** As a leading CEX, Binance is expected to experience a decline in user trust due to the FTX collapse's negative impact, resulting in negative sentiment. Conversely, as a representative DEX, Uniswap may see increased user trust following the event, with sentiment becoming more positive.

## IV. DATA

### A. Data Selection

We chose Wrapped Ether (WETH) as the focus of our analysis due to its unique role in the Ethereum ecosystem and its widespread adoption in the decentralized finance (DeFi) space. Compared to other blockchain platforms, Ethereum boasts a more diverse and active ecosystem of smart contracts and decentralized applications (DApps), making it a dominant platform for studying blockchain dynamics and user behavior.

Unlike native ETH, WETH is an ERC-20 token, which enables seamless compatibility with other ERC-20 tokens. This compatibility enhances its usability and liquidity across decentralized platforms, particularly on leading decentralized exchanges (DEXs) like Uniswap and Balancer. These attributes make WETH a crucial component of Ethereum's active and diverse smart contracts and decentralized applications (DApps) ecosystem.

WETH also facilitates two primary trading models: direct exchanges with other ERC-20 tokens and exchanges with ETH to obtain fiat currencies. These consistent trading patterns across centralized exchanges (CEXs) and DEXs allow for a meaningful comparison of transaction volumes and trust dynamics between the two types of platforms. Its widespread adoption and active use in the DeFi ecosystem make WETH an excellent proxy for understanding user behavior and market trends in the cryptocurrency space. As a result, WETH is an ideal choice for analyzing trust shifts, transaction flows, and market activity in the context of our research.

### B. Data Collection

1) *WETH Price and Transaction Flow:* We utilized SQL queries on Flipsidecrypto to extract data on WETH's daily average price and transaction flows between CEX and DEX. The first dataset includes WETH daily average prices in USD and their corresponding dates. The second dataset contains information on dates, user flows between DEX and CEX, net user flows, transaction amounts, and net transaction amounts,

all denominated in USD. These datasets provide a comprehensive daily overview of WETH trading activity within the specified timeframe, from January 1, 2021, to June 30, 2023.

The raw data originates from the Ethereum blockchain, and all queries were executed via the Flipsidecrypto platform<sup>1</sup>. To ensure data reliability, we cross-verified recent daily prices from the first dataset using Ethereum queries. In the second dataset, five random transaction addresses were selected and validated for existence on Etherscan. These steps confirm the dataset's accuracy and credibility. The data covers major centralized exchanges such as Coinbase, LCX, BitBee, OKX, and Binance, as well as prominent decentralized exchanges like Uniswap, Sushiswap, Balancer, LuaSwap, SakeSwap, KyberSwap, 0x, ShibaSwap, DydX, PancakeSwap, and Solidly.

2) *Global Gold Price:* To incorporate a stable control variable for price analysis, we obtained historical global gold prices from the official website of the World Gold Council<sup>2</sup>. The data was downloaded directly from their platform and included comprehensive historical records of daily gold prices, ensuring high reliability and consistency. Gold prices are widely recognized as a stable benchmark and are often used in financial studies to provide a comparative baseline against more volatile assets like cryptocurrencies. Using gold prices as a control variable in this study allows for isolating the specific impacts of events like the FTX collapse on WETH prices.

3) *Discord User Messages:* User messages from Discord's Binance and Uniswap communities were collected using the DiscordChatExporter tool. This tool enables the export of message histories from Discord channels into files, supporting private messages, group chats, server channels, Discord identifiers, and most rich media features. Messages were extracted from the #general channel, including metadata such as the date, anonymized author ID, content, attachments, and reactions.

The dataset spans all user messages from the inception of these channels to the collection date. Author IDs are randomly generated numeric codes, which serve solely to match messages from the same user but cannot be used to search for or identify any specific Discord user. The "Author ID" column was automatically anonymized during data download, ensuring no personally identifiable or sensitive data was disclosed. This process adheres to ethical and privacy guidelines, and no confidential user data was compromised during collection.

### C. Data Processing

1) *NetFlow from CEX to DEX:* To capture the daily movement of funds between CEX and DEX, we utilized the concept of net flow. Net flow is calculated as the inflow of funds into CEX minus the inflow into DEX. This metric represents the direction of fund transfers between these two types of exchanges.

<sup>1</sup><https://flipsidecrypto.xyz/>

<sup>2</sup><https://www.gold.org/>

A positive NetFlow value indicates that more funds are moving into CEX, suggesting users’ increasing trust or preference for centralized platforms. Conversely, a negative NetFlow value reflects a more significant inflow into DEX, signifying user trust shifting from centralized to decentralized platforms. This approach allows us to quantify user trust transitions and behavioral shifts following crucial market events, such as the FTX collapse.

#### D. Sentiment Score

To analyze user sentiment in the Binance and Uniswap communities, we employed an open-source large language model (LLM) from Hugging Face. Hugging Face <sup>3</sup> is renowned for its high-performance models, which are widely used in various natural language processing (NLP) applications.

Based on popularity and performance, we selected the cardiffnlp/twitter-roberta-base-sentiment-latest model, a fine-tuned version of RoBERTa trained on extensive Twitter data. RoBERTa (Robustly Optimized BERT Pretraining Approach) builds upon BERT (Bidirectional Encoder Representations from Transformers), a state-of-the-art Transformer-based model known for its effectiveness in NLP tasks. RoBERTa improves upon BERT by using more extensive datasets and optimizing training methods, making it highly suitable for capturing the linguistic nuances of social media texts.

Using the LLM, we processed user messages from Discord, generating a dataset that included user messages, sentiment scores, and sentiment labels. Sentiment labels classify messages into positive, neutral, or negative categories, while sentiment scores reflect the model’s confidence in these classifications. Higher scores indicate greater confidence.

We further processed the raw sentiment data to calculate daily average sentiment scores for each community. A weighted approach was used: Positive sentiment scores were assigned a value of 1; Negative sentiment scores were assigned a value of -1, and Neutral sentiments were treated as 0, contributing no weight to the overall score. The daily sentiment score was calculated as the average of these weighted values.

### V. METHODOLOGY

To address the research questions, we employed a combination of statistical and natural language processing methods, including Regression Discontinuity Design (RDD), Difference-in-Differences (DID), Word Frequency Analysis, Latent Dirichlet Allocation (LDA), and Network Analysis. These approaches allowed us to evaluate the causal impact of the FTX collapse on WETH prices, NetFlow between CEX and DEX, and user sentiment dynamics in Discord.

#### A. Regression Discontinuity Design (RDD)

The RDD was used to examine the causal effects of the FTX collapse on three key metrics: WETH prices, NetFlow, and user sentiment. This method leverages the discontinuity at the event threshold (the FTX Collapse date) to isolate its impact. The RDD model can be expressed as:

$$Y_{it} = \alpha + \beta D_t + f(X_{it}) + \epsilon_{it} \quad (1)$$

where  $Y_{it}$  represents the outcome variable, such as WETH price, NetFlow, or sentiment score;  $D_t$  is an indicator variable for whether the observation occurs before or after the event ( $D_t = 1$  if  $t \geq T_0$ );  $f(X_{it})$  captures the smooth relationship between the outcome and the running variable (e.g., time); and  $\beta$  quantifies the discontinuity at the threshold, representing the causal impact of the event [56], [57].

This approach is particularly effective in detecting abrupt changes attributable to the FTX collapse, especially for high-frequency metrics like daily WETH prices or NetFlow values. We chose two months before and after FTX collapse as our analysis time.

#### B. Difference-in-Differences (DID)

To further validate the impact of the FTX collapse on WETH prices, we applied a Difference-in-Differences (DID) approach, using gold prices as a control to account for broader market trends. The DID model is expressed as:

$$Y_{it} = \alpha + \gamma Post_t + \delta Treatment_i + \theta(Post_t \cdot Treatment_i) + \epsilon_{it} \quad (2)$$

where  $Y_{it}$  is the observed WETH price,  $Post_t$  indicates the post-event period ( $Post_t = 1$  if  $t \geq T_0$ ), and  $Treatment_i$  identifies whether the observation belongs to the treatment group (WETH). The interaction term ( $Post_t \cdot Treatment_i$ ) captures the differential effect of the event on WETH prices relative to the control group (gold). The coefficient  $\theta$  represents the causal impact of the event on WETH prices after accounting for market-wide effects [58], [59].

#### C. Word Frequency Analysis

Word frequency analysis uncovered the most frequently used terms in community discussions before and after the FTX collapse. By aggregating term frequencies across all user messages, this analysis identified dominant themes and shifts in linguistic patterns over time [60]. The results provided critical insights into key topics driving discussions and highlighted changes in user focus. These findings informed preprocessing steps, such as identifying domain-specific stop words. They served as a foundation for deeper analyses, including topic modeling and network analysis, enabling a more comprehensive understanding of community dynamics.

#### D. Latent Dirichlet Allocation (LDA)

We applied LDA, a generative probabilistic model, to uncover latent topics and semantic structures in user discussions. LDA assumes that each document  $d$  is a mixture of topics  $k$ , and each topic is a word distribution. The generative process can be described as follows:

For each document  $d$ , draw topic proportions  $\theta_d \sim \text{Dirichlet}(\alpha)$ , For each word  $w_n$  in  $d$ , draw a topic  $z_n \sim \text{Multinomial}(\theta_d)$ , and draw a word  $w_n \sim \text{Multinomial}(\phi_{z_n})$ . The joint probability of observing a word is given by:

<sup>3</sup><https://huggingface.co/>

$$P(w|\alpha, \beta) = \prod_{d=1}^D \int P(\theta_d|\alpha) \prod_{n=1}^{N_d} \sum_{z=1}^K P(z_n|\theta_d) P(w_n|\phi_z) d\theta_d \quad (3)$$

The model outputs a set of topics, where each topic is represented as a probability distribution over words, and each document is assigned a mixture of these topics [61].

The number of topics,  $K$ , was determined using the coherence score, a metric that evaluates the semantic similarity between high-probability words within a topic [62]. Before the FTX collapse, the coherence score peaked at  $K = 8$ , indicating strong internal consistency within topics. After the collapse, the coherence score peaked at  $K = 2$ , suggesting a shift towards more concentrated discussions. However,  $K = 2$  oversimplifies the diversity of topics, and  $K = 8$  represented the second-best coherence score post-event, with values similar to those before the event. For consistency and interpretability, we selected  $K = 8$  for both periods, allowing meaningful comparisons of topic distributions.

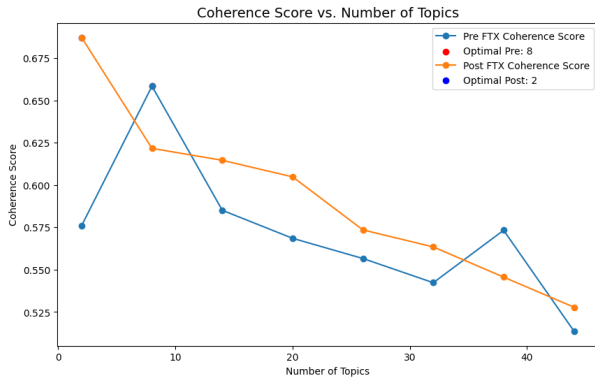


Fig. 1. Coherence Score vs. Number of Topics Before and After Event

### E. Network Analysis

Network analysis was applied to visualize and evaluate the connections between words and topics, providing additional insights into the structure and focus of user discussions [63]. We constructed word co-occurrence networks where nodes represent words and edges represent the co-occurrence frequency of words within a predefined sliding window. The strength of an edge between words  $w_i$  and  $w_j$  is defined as:

$$\text{Edge Weight}_{(w_i, w_j)} = \frac{\text{Co-occurrence of } w_i \text{ and } w_j}{\text{Total Co-occurrences}} \quad (4)$$

Pre- and post-event networks were analyzed using metrics such as edge density, which measures the overall connectivity of the network, and node centrality, which identifies critical terms dominating discussions. Before the FTX collapse, networks displayed high connectivity, reflecting focused and cohesive discussions centered on trading and platform functionalities. Post-event, networks became sparser, with reduced

connectivity, indicating a diversification of discussion topics. These changes highlight a shift in user focus from transactional issues to concerns about platform security, governance, and transparency.

By combining these methods, we quantified the direct impacts of the FTX collapse on financial metrics and trust dynamics while uncovering broader patterns in user discourse.

## VI. RESULTS

TABLE I  
REGRESSION DISCONTINUITY DESIGN RESULTS

	Discontinuity at Threshold	Confidence Interval (95%)
Price	-223.82	[-223.92, -223.72]
NetFlow	-291,928.65	[-291, 928.75, -291, 928.55]
Sentiment (Binance)	0.02	[-0.08, 0.12]
Sentiment (Uniswap)	-0.05	[-0.15, 0.05]

### A. Price and NetFlow Dynamics

1) *WETH Price*: The RDD test for WETH prices reveals a significant negative discontinuity at the threshold, with a value of  $-223.82$ . The confidence interval excludes 0, confirming a statistically significant price decline due to the FTX collapse. This result aligns with our hypothesis that the FTX collapse, as a negative market event, reduced overall market trust, leading to a sharp decrease in WETH prices.

Furthermore, the DID analysis shows a causal impact of 950.03 with a 94% confidence interval of  $[-950.13, -949.93]$ . This indicates that WETH prices deviated significantly from global gold prices following the event. The observed divergence further validates the adverse impact of the FTX collapse on WETH prices.

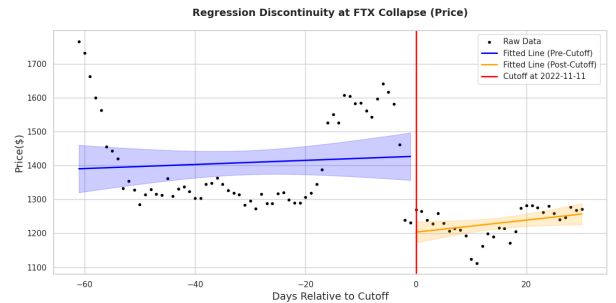


Fig. 2. Regression Discontinuity Design for Price

2) *WETH NetFlow*: For WETH NetFlow, the analysis shows a discontinuity at the threshold of  $-291,928.65$ , with a confidence interval that does not include 0. The entirely negative confidence interval confirms a statistically significant decline in NetFlow from CEX to DEX after the FTX collapse. This result supports our hypothesis that the event led to a noticeable shift in user trust from CEX to DEX.

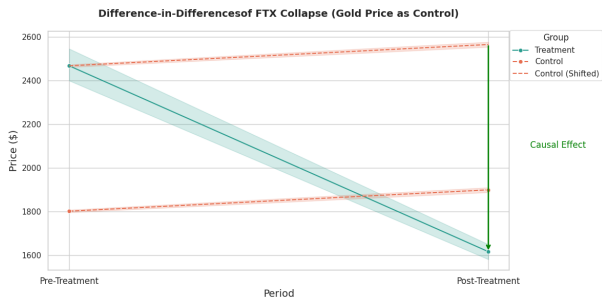


Fig. 3. Difference-in-Differences for WETH Prices (Gold as Control)

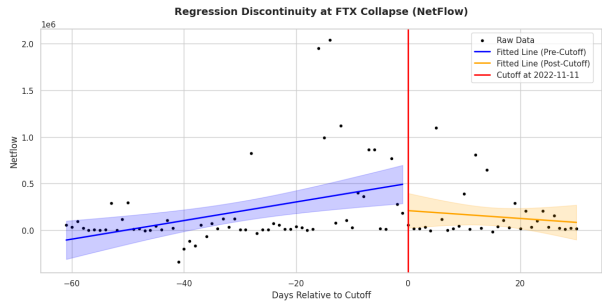


Fig. 4. Regression Discontinuity Design for NetFlow

### B. Community Sentiment and Topic Analysis

1) *Binance and Uniswap Community Sentiment:* The RDD analysis reveals distinct sentiment dynamics in the Binance and Uniswap communities following the FTX collapse. For Binance, the sentiment shift showed a discontinuity at the threshold of 0.02, with a 94% confidence interval of  $[-0.08, 0.12]$ . While the sentiment change is positive, the confidence interval includes 0, indicating that the result is not statistically significant. This finding suggests that the FTX collapse did not lead to a notable decline in sentiment within the Binance community, contrary to our hypothesis.

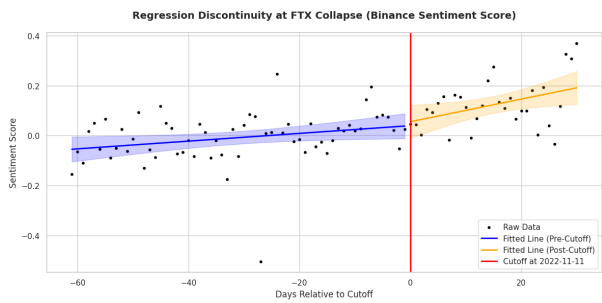


Fig. 5. Regression Discontinuity Design for Binance Sentiment Score

The RDD analysis of Uniswap sentiment demonstrated a discontinuity of  $-0.05$ , with a 94% confidence interval of  $[-0.15, 0.05]$ . Although this result is not statistically significant, it does not directly contradict the hypothesis. Specifically, an upward trend in Uniswap sentiment scores was observed following an initial decline. This suggests that the FTX collapse may have eventually driven users to favor DEX platforms

like Uniswap, aligning with the hypothesis that trust shifted from CEX to DEX after the event.

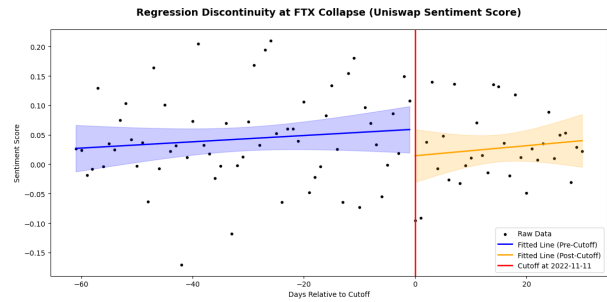


Fig. 6. Regression Discontinuity Design for Uniswap Sentiment Score

2) *Binance Further Topic Analysis:* Given Binance's less optimistic sentiment results, we conducted a more detailed analysis of the community's discussion content to understand the underlying dynamics better. The study focused on word frequency, topic modeling using Latent Dirichlet Allocation (LDA), and network analysis to uncover the nuances of user sentiment and the impact of the FTX collapse on discussion patterns.

Word frequency analysis revealed the prominence of terms like "Merry Christmas" during the event window, coinciding with the holiday season. This suggests that holiday-related discussions may have temporarily elevated sentiment, masking the potential negative impact of the FTX collapse. Non-transactional topics like seasonal greetings likely diluted discussions about platform trust and functionality.

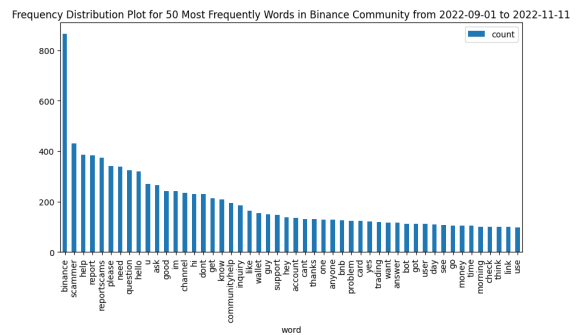


Fig. 7. Top 50 Words in Binance Community Pre-FTX Collapse

Topic analysis highlights that holiday-related discussions (Topic 6) became a significant focus during the event window, diverging from the traditional emphasis on trading and platform functionality. Simultaneously, topics addressing scams and trust issues (Topic 8) gained prominence, reflecting growing user concerns about security and governance following the FTX collapse. This divergence illustrates how the collapse reshaped the discourse within the Binance community.

Network analysis corroborates these findings by revealing a shift in the structure of community discussions. Before the FTX collapse, discussions were tightly interconnected, with high semantic overlap across topics. This firmly focused on

Frequency Distribution Plot for 50 Most Frequently Words in Binance Community from 2022-11-12 to 2022-01-31

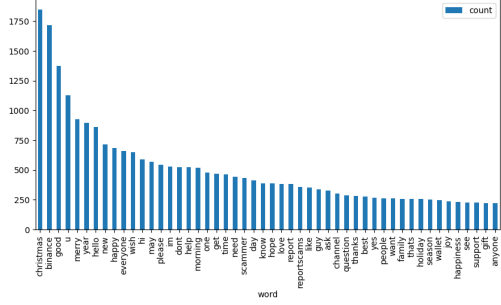


Fig. 8. Top 50 Words in Binance Community Post-FTX Collapse

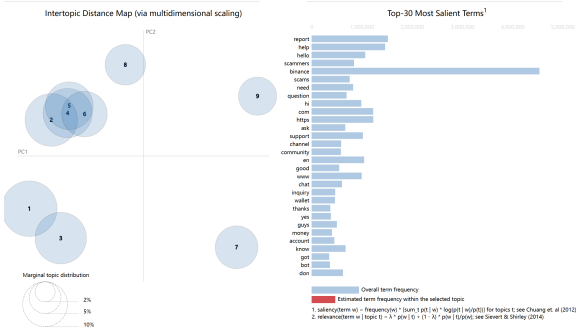


Fig. 9. Intertopic Distance Map and Top-30 Terms Pre-FTX Collapse

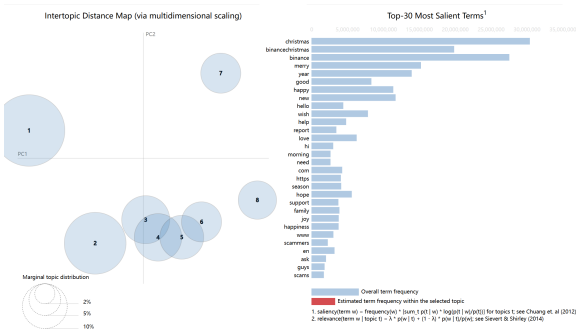


Fig. 10. Intertopic Distance Map and Top-30 Post-FTX Collapse

trading, wallet functions, and technical support. However, the network became more fragmented post-event, with weakened connections between keywords and greater topic diversity. This shift indicates declining user trust in Binance’s functionality and a growing emphasis on safety, transparency, and governance concerns.

## VII. CONCLUSION

This study examined the impact of the FTX collapse on WETH prices, NetFlow dynamics, and user sentiment within the Binance and Uniswap communities. The findings provide valuable insights into the cryptocurrency market’s response to a significant exchange failure and the subsequent shifts in user trust dynamics.

TABLE II  
TOP 10 WORDS FOR TOPICS BEFORE AND AFTER THE EVENT

Topic	Before Event	After Event
Topic 1	think, like, trade, yeah, binance, got, just, know, don, hello	just, really, think, got, lol, yeah, time, don, thanks, know
Topic 2	dm, server, just, discord, check, ok, link, binance, guys, thanks	did, trade, just, bro, ur, money, gift, like, thank, hey
Topic 3	know, nft, problem, buy, use, make, crypto, money, account, binance	group, right, nice, mean, telegram, people, gm, scams, scammers, report
Topic 4	contact, answer, bot, chat, www, en, support, https, com, binance	binancians, day, ok, doing, evening, ex_binance, com, morning, hi, good
Topic 5	deleted, love, did, inquiry, community, channel, ask, question, need, help	market, buy, post, inquiry, question, channel, community, ask, need, help
Topic 6	right, dont, doing, spot, address, lol, bnb, thank, yes, wallet	hope, binance, love, wish, happy, new, year, merry, binancechristmas, christmas
Topic 7	favorite, bro, report, binanceblockchainweek, yo, moment, welcome, gm, scams, scammers	discord, admin, community, best, dm, scam, binance, just, yes, hello
Topic 8	crypto, earn, support, announcement, www, en, com, https, hi, binance	crypto, use, wallet, nft, www, en, support, https, com, binance

Top 100 Nodes and Their Connections before FTX Collapse

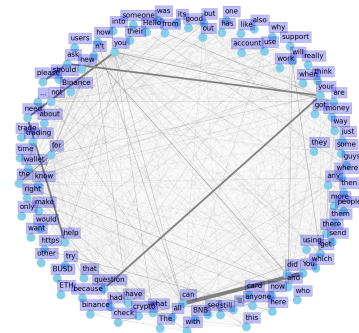


Fig. 11. Network Analysis of Top 100 Nodes Pre-FTX Collapse

Top 100 Nodes and Their Connections after FTX Collapse

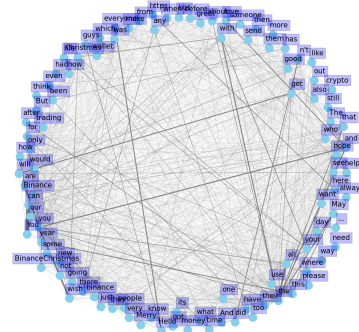


Fig. 12. Network Analysis of Top 100 Nodes Post-FTX Collapse



### A. Price and NetFlow Dynamics

WETH prices experienced a significant decline following the FTX collapse. The RDD analysis revealed a discontinuity at the event threshold, with a statistically significant negative price change. Additionally, the DID analysis demonstrated that WETH prices diverged significantly from global gold prices after the event, further highlighting the adverse effect of the collapse. These results indicate that the FTX collapse, as an adverse market event, triggered a sharp loss of trust and confidence, resulting in an immediate price drop.

NetFlow analysis revealed a substantial reduction in fund transfers from CEX to DEX after the FTX collapse. This significant decline in NetFlow suggests a major shift in user trust from centralized platforms to decentralized ones. The event appears to have accelerated users' preference for DEX platforms, likely driven by concerns about the reliability and stability of centralized institutions.

### B. Sentiment Dynamics

The Binance community's sentiment did not show a statistically significant decline in the RDD analysis. However, qualitative evidence from the LDA topic analysis suggests the FTX collapse had a subtle negative impact on user sentiment. Discussions shifted from structured and functional topics like trading and wallet features to more emotional and fragmented themes. Terms like "please" and "help" became more prominent, reflecting increased anxiety and stress among users. While holiday-related terms such as "Merry Christmas" may have temporarily elevated sentiment during the event window, the overall diversification of discussion topics points to declining user confidence in Binance's platform.

In contrast, sentiment within the Uniswap community did not show a statistically significant positive change in the RDD analysis. However, an upward trend in sentiment was observed after an initial decline, reflecting growing user trust in decentralized platforms. This trajectory aligns with the broader market narrative that users increasingly view DEX platforms as safer and more transparent alternatives to CEX platforms in the wake of centralized failures.

## VIII. FUTURE STUDY

### A. Addressing Holiday Interference in Event Windows

Our study faced a limitation due to the overlap between the FTX collapse and the holiday season, such as Christmas, within the event window. This overlap likely introduced confounding factors, as evidenced by the appearance of holiday-related terms like "Merry Christmas" in sentiment analysis. These factors temporarily elevated user sentiment, potentially masking the true impact of the FTX collapse.

Future studies should carefully select event windows that exclude major holidays or cultural events to minimize such interference [25], [64]. When avoiding these periods is not feasible, alternative approaches should be employed. For instance, leveraging geospatial analysis to filter social media data can effectively address confounding holiday effects, as demonstrated by Chen et al. in their spatiotemporal analysis

of geo-tagged tweets on decentralized finance [65]. This technique can isolate sentiment data from regions or contexts less influenced by specific holidays or cultural events, thereby improving the precision of the analysis.

Additionally, statistical controls, such as incorporating holiday-related variables into regression models or sentiment filtering techniques, can help mitigate the bias introduced by seasonal effects. By adopting these methodologies, future research can better disentangle the true impacts of critical events like the FTX collapse from external influences, offering more robust insights into the dynamics of trust and sentiment in the cryptocurrency ecosystem.

### B. Challenges with Data Source Selection

A key limitation of this research stemmed from the lack of access to FTX-specific user discussions, as the platform had already been shut down at the time of this study. To address this gap, we analyzed sentiment data from Binance, a leading centralized exchange. While this approach provided valuable insights, it introduced complexities due to the influence of factors unrelated to the FTX collapse on Binance's user sentiment. Consequently, the results may not fully capture the sentiments of users directly impacted by the FTX collapse.

To overcome this limitation in future research, greater emphasis should be placed on obtaining data from platforms or sources that are more directly tied to the event of interest [66]. This could include user discussions, transaction records, or sentiment data from exchanges or forums directly associated with FTX or similar events. Moreover, as highlighted in Zhang's work on next-generation behavioral economics [67], researchers can extend their methodologies by leveraging behavioral field experiments, in addition to natural experiments, to study economic behaviors and trust dynamics within the blockchain ecosystem. These controlled experiments would facilitate the collection of more relevant and targeted data, offering nuanced insights into user behavior and trust mechanisms under specific conditions. By incorporating these approaches, future studies can enhance the precision and relevance of their analysis, contributing to a deeper understanding of the socio-technical dimensions of trust in digital economies.

### C. Causal Innovations for Temporal Analysis

The temporal scope of this study focused mainly on the immediate aftermath of the FTX collapse, providing insight into the dynamics of short-term trust. However, this limited focus precluded a deeper understanding of how user trust evolves over extended periods. For instance, it remains unclear whether the observed shifts in trust and sentiment are temporary or indicative of lasting changes. Future research could benefit from methodologically innovative approaches, such as those exemplified by CausalStock [68]. CausalStock introduces a lag-dependent temporal causal discovery mechanism, which models temporal causal relations between events to capture their true impact over time. By applying similar frameworks, future studies could disentangle complex, lagged relationships between market events, such as the FTX collapse,

and sentiment trends. Moreover, its Denoised News Encoder, designed to filter out noise from textual data, could further enhance the precision of sentiment analysis, especially when using large-scale news data or social media posts. Adopting these advanced techniques would allow for a more comprehensive examination of both immediate and long-term market dynamics, thereby deepening insights into user trust evolution.

#### ACKNOWLEDGMENT

Prof. Luyao Zhang acknowledges the support from the National Science Foundation China (NSFC) under the project titled "Trust Mechanism Design on Blockchain: An Interdisciplinary Approach of Game Theory, Reinforcement Learning, and Human-AI Interactions" (Grant No. 12201266). Yutong Quan, Xintong Wu, and Wanlin Deng are grateful for the support from the Office of Academic Services, the Summer Research Scholar Program, and the Wang-Cai Biochemistry Lab Donation Fund at Duke Kunshan University supervised by Prof. Luyao Zhang. Additionally, Yutong Quan, Xintong Wu, and Wanlin Deng appreciate the support from the Center for Study of Contemporary China (CSCC) Undergraduate Research Grant, with Prof. Luyao Zhang as the principal investigator.

#### REFERENCES

- [1] S. Zhang, "The design principle of blockchain: An initiative for the sok of soks," *arXiv preprint arXiv:2301.00479*, 2023.
- [2] Z. Ao, L. W. Cong, G. Horvath, and L. Zhang, "Is decentralized finance actually decentralized? a social network analysis of the aave protocol on the ethereum blockchain," *arXiv preprint arXiv:2206.08401*, 2022.
- [3] Y. Fu, Z. Zhuang, and L. Zhang, "Ai ethics on blockchain: Topic analysis on twitter data for blockchain security," in *Science and Information Conference*. Springer, 2023, pp. 82–100.
- [4] L. Zhang, X. Ma, and Y. Liu, "Sok: Blockchain decentralization," *arXiv preprint arXiv:2205.04256*, 2022.
- [5] Y. Zhang, Z. Chen, Y. Sun, Y. Liu, and L. Zhang, "Blockchain network analysis: A comparative study of decentralized banks," in *Science and Information Conference*. Springer, 2023, pp. 1022–1042.
- [6] L. Zhang, Y. Quan, J. Cao, K. Z. Zhou, and X. Tong, "Leveraging social media sentiments and ethical signals for nft valuation," in *2024 IEEE 24th International Conference on Software Quality, Reliability, and Security Companion (QRS-C)*, 2024, pp. 206–215.
- [7] Y. Quan, X. Wu, W. Deng, and L. Zhang, "Decoding social sentiment in dao: A comparative analysis of blockchain governance communities," in *2024 IEEE 24th International Conference on Software Quality, Reliability, and Security Companion (QRS-C)*. IEEE, 2024, pp. 216–224.
- [8] Y. Xiao, B. Deng, S. Chen, K. Z. Zhou, R. LC, L. Zhang, and X. Tong, "'centralized or decentralized?': Concerns and value judgments of stakeholders in the non-fungible tokens (nfts) market," *Proc. ACM Hum.-Comput. Interact.*, vol. 8, no. CSCW1, Apr. 2024. [Online]. Available: <https://doi.org/10.1145/3637305>
- [9] Y. Liu and L. Zhang, "The economics of blockchain governance: Evaluate liquid democracy on the internet computer," in *2024 IEEE 24th International Conference on Software Quality, Reliability, and Security Companion (QRS-C)*, 2024, pp. 225–231.
- [10] A. Augusto, R. Belchior, M. Correia, A. Vasconcelos, L. Zhang, and T. Hardjono, "Sok: Security and privacy of blockchain interoperability," in *2024 IEEE Symposium on Security and Privacy (SP)*. IEEE, 2024, pp. 3840–3865.
- [11] Y. Liu, L. Zhang, and Y. Zhao, "Deciphering bitcoin blockchain data by cohort analysis," *Scientific Data*, vol. 9, no. 1, p. 136, 2022.
- [12] N. Chemaya, L. W. Cong, E. Jorgensen, D. Liu, and L. Zhang, "Uniswap daily transaction indices by network," *arXiv preprint arXiv:2312.02660*, 2023.
- [13] T. Yan, S. Li, B. Kraner, L. Zhang, and C. J. Tessone, "Analyzing reward dynamics and decentralization in ethereum 2.0: An advanced data engineering workflow and comprehensive datasets for proof-of-stake incentives," *arXiv preprint arXiv:2402.11170*, 2024.
- [14] X. Tian, Z. Zhuang, and L. Zhang, "Redesign incentives in proof-of-stake ethereum: An interdisciplinary approach of reinforcement learning and mechanism design," in *2024 6th International Conference on Data-driven Optimization of Complex Systems (DOCS)*, 2024, pp. 16–24.
- [15] Y. Fu, M. Jing, J. Zhou, P. Wu, Y. Wang, L. Zhang, and C. Hu, "Quantifying the blockchain trilemma: A comparative analysis of algorand, ethereum 2.0, and beyond," in *2024 IEEE International Conference on Metaverse Computing, Networking, and Applications (MetaCom)*. IEEE, 2024, pp. 97–104.
- [16] L. Zhang, "The future of finance: Synthesizing cefi and defi for the benefit of all," in *Financial Literacy in Today's Global Market*, D. I. Miciula, Ed. Rijeka: IntechOpen, 2023, ch. 0. [Online]. Available: <https://doi.org/10.5772/intechopen.1003042>
- [17] A. Park, J. Kietzmann, and L. Pitt, "The impact of trust building on transaction activity: A study of non-fungible token projects [award winning paper]," *Socially Engaged Applied Doctoral Research in Canada: Approaches to Contemporary Social and Management Opportunities and Challenges*, 2022.
- [18] M. H. u. Rehman, K. Salah, E. Damiani, and D. Svetinovic, "Trust in blockchain cryptocurrency ecosystem," *IEEE Transactions on Engineering Management*, vol. 67, no. 4, p. 1–17, 2019.
- [19] D. Arli, P. van Esch, M. Bakpayev, and A. Laurence, "Do consumers really trust cryptocurrencies?" *Marketing Intelligence & Planning*, vol. ahead-of-print, 2020.
- [20] V. Marella, B. Upreti, J. Merikivi, and V. K. Tuunainen, "Understanding the creation of trust in cryptocurrencies: the case of bitcoin," *Electronic Markets*, vol. 30, no. 2, 2020.
- [21] A. Numeris, "Top 10 best crypto exchanges in 2023," *crypto.ro*, 2023. [Online]. Available: <https://crypto.ro/en/education/best-crypto-exchange/>
- [22] F. Victor and A. M. Weintraud, "Detecting and quantifying wash trading on decentralized cryptocurrency exchanges," *ArXiv*, 2021. [Online]. Available: <https://doi.org/10.1145/3442381.3449824>
- [23] Chainlink, "Automated market makers (amms) explained — chainlink," 2023. [Online]. Available: <https://chain.link/education-hub/what-is-an-automated-market-maker-amm>
- [24] J. Chen, Y. Wang, Y. Zhou, W. Ding, Y. Tang, X. Wang, and K. Li, "Understanding the security risks of decentralized exchanges by uncovering unfair trades in the wild," in *2023 IEEE 8th European Symposium on Security and Privacy (EuroS&P)*, 2023, pp. 332–351.
- [25] L. Zhang and F. Zhang, "Understand waiting time in transaction fee mechanism: An interdisciplinary perspective," *arXiv preprint arXiv:2305.02552*, 2023.
- [26] P. D. Starr and Others, "Trust and the nature of markets," *Journal of Economic Perspectives*, vol. 25, no. 3, pp. 101–120, 2011.
- [27] N. Barberis and R. Thaler, "A survey of behavioral finance," *Handbook of the Economics of Finance*, vol. 1, pp. 1053–1128, 2018.
- [28] V. Ricciardi and H. K. Simon, "The psychology of risk: A behavioral finance perspective," *Journal of Behavioral Finance*, vol. 9, no. 2, pp. 84–102, 2008.
- [29] S. R. Team, "Overconfidence in blockchain investment decisions," 2023. [Online]. Available: <https://www.status.im/research/2023/overconfidence-blockchain-investments.html>
- [30] A. B. Eliaçik and N. Erdoğan, "User-weighted sentiment analysis for financial community on twitter," in *2015 11th International Conference on Innovations in Information Technology (IIT)*, 2015, pp. 46–51.
- [31] M. Amirzani, "A sentiment analysis of blockchain technology in the financial," 2021.
- [32] B. Niu, J. Ren, A. Zhao, and X. Li, "Lender trust on the p2p lending: Analysis based on sentiment analysis of comment text," *Sustainability*, vol. 12, no. 8, p. 3293, 2020. [Online]. Available: <https://doi.org/10.3390/su12083293>
- [33] Y. Quan, X. Wu, W. Deng, and L. Zhang, "Decoding social sentiment in dao: A comparative analysis of blockchain governance communities," in *2024 IEEE 24th International Conference on Software Quality, Reliability, and Security Companion (QRS-C)*, 2024, pp. 216–224.
- [34] L. Yuan, J. Bin, Y. Wei, Z. Hu, and P. Sun, "Transaction prediction in blockchain: A negative link prediction algorithm based on the sentiment analysis and balance theory," *Wireless Communications and*

- Mobile Computing*, vol. 2021, p. e8871150, 2021. [Online]. Available: <https://doi.org/10.1155/2021/8871150>
- [35] V. Pandey, V. Tiwari, R. Sonavane, G. Jha, K. Mishra, and G. Lohar, "To implement blockchain based social media platform with sentiment analysis using nlp," in *2024 International Conference on Advances in Computing Research on Science Engineering and Technology (ACROSET)*, 2024, pp. 1–7.
- [36] Z. Shahbazi and Y.-C. Byun, "Blockchain-based event detection and trust verification using natural language processing and machine learning," *IEEE Access*, vol. 10, pp. 5790–5800, 2022.
- [37] L. Zhang, "Machine learning for blockchain: Literature review and open research questions," in *NeurIPS 2023 AI for Science Workshop*, 2023.
- [38] K. Venkatesan and S. B. Rahayu, "Blockchain security enhancement: An approach towards hybrid consensus algorithms and machine learning techniques," *Scientific Reports*, vol. 14, no. 1149, 2024, accessed: 2024-12-14. [Online]. Available: <https://www.nature.com/articles/s41598-024-51578-7>
- [39] T. Islam, F. H. Bappy, T. Shaila Zaman, M. S. Islam Sajid, and M. Mehedi Ahsan Pritom, "Mrl-pos: A multi-agent reinforcement learning based proof of stake consensus algorithm for blockchain," in *2024 IEEE 14th Annual Computing and Communication Workshop and Conference (CCWC)*. IEEE, Jan. 2024, p. 0409–0413. [Online]. Available: <http://dx.doi.org/10.1109/CCWC60891.2024.10427777>
- [40] S. El Hessaini, R. Benaich, S. El Mendili, and Y. Gahi, "Enhancing blockchain consensus mechanisms with artificial intelligence: Potential improvements and applications," in *Information Systems and Technological Advances for Sustainable Development*, ser. Lecture Notes in Information Systems and Organisation, M. Ben Ahmed, A. Boudhir, H. Abd Elhamid Attia, A. Eštoková, and M. Zelenáková, Eds. Springer, Cham, 2024, vol. 71. [Online]. Available: [https://doi.org/10.1007/978-3-031-75329-9\\_3](https://doi.org/10.1007/978-3-031-75329-9_3)
- [41] S. Rathore, J. H. Park, and H. Chang, "Deep learning and blockchain-empowered security framework for intelligent 5g-enabled iot," *IEEE Access*, vol. 9, pp. 90075–90083, 2021.
- [42] J. Chen, W. Deng, D. Chen, and L. Zhang, "Finml-chain: A blockchain-integrated dataset for enhanced financial machine learning," 2024. [Online]. Available: <https://arxiv.org/abs/2411.16277>
- [43] E. Dritsas and M. Trigka, "Machine learning for blockchain and iot systems in smart cities: A survey," *Future Internet*, vol. 16, no. 9, p. 324, 2024. [Online]. Available: <https://doi.org/10.3390/fi16090324>
- [44] Y. Dai, D. Xu, S. Maharjan, Z. Chen, Q. He, and Y. Zhang, "Blockchain and deep reinforcement learning empowered intelligent 5g beyond," *IEEE Network*, vol. 33, no. 3, pp. 10–17, 2019.
- [45] C. Korkmaz, H. E. Kocas, A. Uysal, A. Masry, O. Ozkasap, and B. Akgun, "Chain fl: Decentralized federated machine learning via blockchain," in *2020 Second International Conference on Blockchain Computing and Applications (BCCA)*, 2020, pp. 140–146.
- [46] X. Yu, J. Geng, and Y. Zhang, "Blockchain and machine learning technologies for smart agriculture," *Soft Computing*, vol. 26, pp. 1723–1737, 2022. [Online]. Available: <https://link.springer.com/article/10.1007/s00500-021-06496-5>
- [47] E. Goh, D.-Y. Kim, K. Lee, S. Oh, J.-E. Chae, and D.-Y. Kim, "Blockchain-enabled federated learning: A reference architecture design, implementation, and verification," 2023. [Online]. Available: <https://arxiv.org/abs/2306.10841>
- [48] N. Kreif and K. DiazOrdaz, "Machine learning in policy evaluation: New tools for causal inference," *Oxford Research Encyclopedia of Economics and Finance*, July 29 2019, retrieved 14 Dec. 2024. [Online]. Available: <https://oxfordre.com/economics/view/10.1093/acrefore/9780190625979.001.0001/acrefore-9780190625979-e-256>
- [49] M. A. Chen, S. S. Hu, J. Wang, and Q. Wu, "Can Blockchain Technology Help Overcome Contractual Incompleteness? Evidence from State Laws," *Management Science*, vol. 69, no. 11, pp. 6540–6567, November 2023. [Online]. Available: <https://ideas.repec.org/a/inm/ormnsc/v69y2023i11p6540-6567.html>
- [50] X. Wang, R. Zhang, Z. Gong, and X. Chen, "Impact of blockchain on the green innovation performance of enterprises under the policy uncertainty," *Industrial Management & Data Systems*, vol. 123, no. 10, pp. 2681–2703, 2023. [Online]. Available: <https://www.emerald.com/insight/content/doi/10.1108/imds-02-2023-0071/full/html>
- [51] T. Kane and A. Lobosco, "Title of the article," *Science and Public Policy*, vol. 48, no. 4, pp. 562–572, 2021. [Online]. Available: <https://academic.oup.com/spp/article-abstract/48/4/562/6291644>
- [52] Y. Liu, Y. Lu, K. Nayak, F. Zhang, L. Zhang, and Y. Zhao, "Empirical analysis of eip-1559: Transaction fees, waiting times, and consensus security," in *Proceedings of the 2022 ACM SIGSAC Conference on Computer and Communications Security*, ser. CCS '22. New York, NY, USA: Association for Computing Machinery, 2022, p. 2099–2113. [Online]. Available: <https://doi.org/10.1145/3548606.3559341>
- [53] A. Kiayias and P. Lazos, "Sok: Blockchain governance," in *Proceedings of the 4th ACM Conference on Advances in Financial Technologies*, ser. AFT '22. New York, NY, USA: Association for Computing Machinery, 2023, p. 61–73. [Online]. Available: <https://doi.org/10.1145/3558535.3559794>
- [54] T. Conlon, S. Corbet, and Y. Hu, "The collapse of ftx: The end of cryptocurrency's age of innocence," *Available at SSRN 4283333*, 2022.
- [55] S. Fu, Q. Wang, J. Yu, and S. Chen, "Ftx collapse: a ponzi story," in *International Conference on Financial Cryptography and Data Security*. Springer, 2023, pp. 208–215.
- [56] W. M. Trochim, "The regression-discontinuity design," *Research methodology: Strengthening causal interpretations of nonexperimental data*, pp. 119–139, 1990.
- [57] J. Hahn, P. Todd, and W. Van der Klaauw, "Identification and estimation of treatment effects with a regression-discontinuity design," *Econometrica*, vol. 69, no. 1, pp. 201–209, 2001.
- [58] A. Abadie, "Semiparametric difference-in-differences estimators," *The review of economic studies*, vol. 72, no. 1, pp. 1–19, 2005.
- [59] B. Callaway and P. H. Sant'Anna, "Difference-in-differences with multiple time periods," *Journal of econometrics*, vol. 225, no. 2, pp. 200–230, 2021.
- [60] R. H. Baayen, *Word frequency distributions*. Springer Science & Business Media, 2012, vol. 18.
- [61] D. M. Blei, A. Y. Ng, and M. I. Jordan, "Latent dirichlet allocation," *Journal of machine Learning research*, vol. 3, no. Jan, pp. 993–1022, 2003.
- [62] T. Dyer, M. Lang, and L. Stice-Lawrence, "The evolution of 10-k textual disclosure: Evidence from latent dirichlet allocation," *Journal of Accounting and Economics*, vol. 64, no. 2-3, pp. 221–245, 2017.
- [63] N. T. Doncheva, J. H. Morris, J. Gorodkin, and L. J. Jensen, "Cytoscape stringapp: network analysis and visualization of proteomics data," *Journal of proteome research*, vol. 18, no. 2, pp. 623–632, 2018.
- [64] P. Zhang, K. Xu, J. Huang, and J. Qi, "Investor sentiment and the holiday effect in the cryptocurrency market: evidence from china," *Financial Innovation*, vol. 10, no. 1, p. 113, 2024.
- [65] Y. Chen, Y. Li, K. Z. Zhou, X. Fu, L. Liu, S. Bao, D. Sui, and L. Zhang, "Global public sentiment on decentralized finance: A spatiotemporal analysis of geo-tagged tweets from 150 countries," *arXiv preprint arXiv:2409.00843*, 2024.
- [66] D. Perera, J. Lim, S. Gunraku, and W. H. Lim, "Cryptocurrency analysis: Price prediction of cryptocurrency using user sentiments and quantitative data," in *International Conference on Agents and Artificial Intelligence 2024*. Scitepress, 2024, pp. 210–217.
- [67] L. Zhang, "Next-generation behavioral economics: Blockchain as the web3 infrastructure for experimental studies," in *Blockchain - Pioneering the Web3 Infrastructure for an Intelligent Future*, L. Zhang, M. Esposito, and T. Tse, Eds. Rijeka: IntechOpen, 2024, ch. 8. [Online]. Available: <https://doi.org/10.5772/intechopen.1006740>
- [68] S. Li, Y. Sun, Y. Lin, X. Gao, S. Shang, and R. Yan, "Causalstock: Deep end-to-end causal discovery for news-driven stock movement prediction," *arXiv preprint arXiv:2411.06391*, 2024.