

Question Difficulty Ranking for Multiple-Choice Reading Comprehension

Vatsal Raina, Mark Gales
ALTA Institute, University of Cambridge
{vr311, mjfg}@cam.ac.uk

Abstract

Multiple-choice (MC) tests are an efficient method to assess English learners. It is useful for test creators to rank candidate MC questions by difficulty during exam curation. Typically, the difficulty is determined by having human test takers trial the questions in a pretesting stage. However, this is expensive and not scalable. Therefore, we explore automated approaches to rank MC questions by difficulty. However, there is limited data for explicit training of a system for difficulty scores. Hence, we compare task transfer and zero-shot approaches: task transfer adapts level classification and reading comprehension systems for difficulty ranking while zero-shot prompting of instruction finetuned language models contrasts absolute assessment against comparative. It is found that level classification transfers better than reading comprehension. Additionally, zero-shot comparative assessment is more effective at difficulty ranking than the absolute assessment and even the task transfer approaches at question difficulty ranking with a Spearman’s correlation of 40.4%. Combining the systems is observed to further boost the correlation.

1 Introduction

With an increasing number of learners of English, there is an increased demand for assessing English reading comprehension (RC) skills. This enables candidates to demonstrate English proficiency, which is often a requirement for business and education institutions (Kurz, 1999). In the education sector, multiple-choice (MC) tests have repeatedly demonstrated to be efficient in assessing the abilities of candidates’ RC skills (Alderson, 2000; Moss, 2001). However, content creators need to ensure the MC questions are carefully curated to cater to the level of the test takers (Burton et al., 1990). In particular, it is important to quantify the difficulty of each MC question. The difficulty of an MC question is influenced by the context paragraph, the specific question and the choice of the

distractor options. The difficulty of a question is indicated by the distribution of performance of a cohort of human test takers. An easy question can expect a sharp distribution about the correct answer option while a hard question’s probability mass is distributed across the distractor options.

We investigate approaches to automatically rank MC reading comprehension questions by difficulty. Due to a limited number of real datasets with continuous measures of the difficulty of MC questions (Settles et al., 2020), there have been scant efforts to develop MC question difficulty estimators¹. With the recent emergence of the Cambridge Multiple Choice Questions Reading Dataset (CMCQRD) (Mullooly et al., 2023; Liusie et al., 2023b) that has difficulty scores for each question, we propose sensible strategies for the underexplored task of question difficulty ranking. Due to the lack of a sufficiently large corpus of MC questions with continuous difficulty scores, the training-based approaches cannot be directly trained for the task of question difficulty estimation. We explore two categories of approaches: task transfer and zero-shot.

For task transfer, we adopt two training strategies: 1. train a level classifier system for different difficulty classes (easy, medium, hard) of MC questions on publicly available datasets (Liang et al., 2019) and then map to a continuous score; 2. Train a standard MC reading comprehension system (Baradaran et al., 2022) and manipulate the output distribution as a question difficulty estimate. Both of these approaches rely on supervised data for training. Additionally, we consider zero-shot approaches which can be applied out-of-the-box for difficulty estimation and hence difficulty ranking. With the universal capabilities of instruction-tuned large language models (Minaee et al., 2024) (LLMs), we consider two zero-shot applications: 1. direct prompt for each MC question to return an

¹BEA shared task 2024 looks at medical question difficulty. Our focus is on difficulty ranking for language learning.

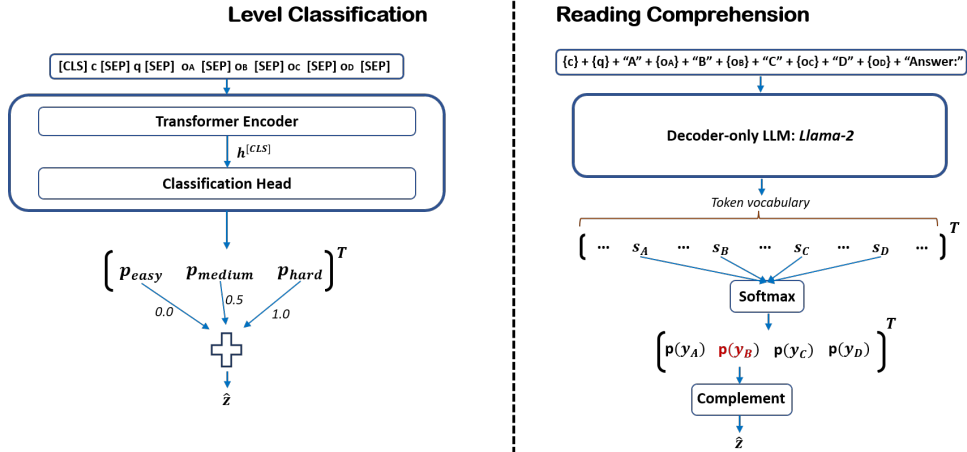


Figure 1: Task transfer for difficulty estimation with context, c , question, q and options, o .

absolute score of its difficulty; 2. pairwise comparison prompt to request the model to return which question is more difficult between a pair and then convert to an overall ranking across the corpus of questions. Both strategies only rely on black-box API access to instruction-tuned language models.

2 Related Work

In the medical domain, Xue et al. (2020) and Yaneva et al. (2019) explore systems to predict item difficulty for a high-stakes medical exam. In language learning, Huang et al. (2017) propose an explicitly trained convolutional system on the proprietary difficulty score data from IFLYTEK while Beinborn et al. (2015) investigate difficulty prediction on cloze-style tests. Loukina et al. (2016) look at textual properties to predict item difficulty on a proprietary large-scale listening test. We focus on MC question difficulty ranking on publicly available language learning data. Liusie et al. (2023a) demonstrated that instruction-finetuned models struggle at absolute assessment of an interpretable metric but give more promising results when used with pairwise comparison. Their work focused on information consistency in summarization. We probe the benefits of pairwise comparison for ranking the difficulty of MC questions.

3 Difficulty Ranking

MC reading comprehension difficulty estimation is a form of the cold-start parameter estimation problem (McCarthy et al., 2021). We define the task as follows. With a corpus of MC questions where each item consists of a context passage, c , question, q , a set of options, $\{o_j\}_i$ where o_j denotes

the correct answer and $o_{i \neq j}$ denotes the distractors, rank all items by difficulty.

Typically, the automated systems return a difficulty score, z , which is used to determine the ranking. Hence, we are only interested in the relative values of z , not the absolute. We define the difficulty of an MC question according to Mullooly et al. (2023). It is assumed that there is access to distributions over the options for each question based on human test takers. Following item response theory, the dichotomous Rasch model (Andrich, 1988) is adopted where the Rasch difficulty estimates are cohort independent. Hence, given human cohort distributions across question sets where cohorts of different abilities have attempted different questions, the difficulty score is not influenced by how strong or weak the human candidates are in a given cohort. In practice, there is limited data available to train a model directly to predict a difficulty score. Hence, we consider approaches without access to difficulty labelled in-domain training data.

3.1 Task transfer

Despite not having access to difficulty scores, we can train systems on alternative complementary tasks. The outputs from such systems can be adapted to generate a continuous difficulty score on an MC question. We explore 2 such tasks.

Level classification: Several MC reading comprehension datasets (Liang et al., 2019; Lai et al., 2017) are partitioned into different difficulty levels. Hence, we train a classification model to predict the level. Consistent with Raina and Gales (2022), Figure 1 presents the

system. The concatenated inputs are passed through a transformer encoder (Vaswani et al., 2017) and a linear layer to return a probability distribution, $[p_{\text{easy}}, p_{\text{medium}}, p_{\text{hard}}]$ over the levels. The continuous difficulty estimate, \hat{z} , is:

$$\hat{z} = 0.0 \times p_{\text{easy}} + 0.5 \times p_{\text{medium}} + 1.0 \times p_{\text{hard}} \quad (1)$$

Reading comprehension: MC reading comprehension is a standard task where the correct option must be selected for a question on a given context. Following Liusie et al. (2023a); Wang et al. (2024), Figure 1 depicts how an instruction finetuned language model, Llama-2 (Touvron et al., 2023), is further finetuned for the task. The context, question and answer options are collectively concatenated into a single prompt. The transformer decoder autoregressively is forced to return a single logit distribution over the token vocabulary. Softmax normalizes the logits to get a probability distribution, $[p_{o_A}, p_{o_B}, p_{o_C}, p_{o_D}]$, over the tokens A, B, C, D . The difficulty estimate is taken as the complement of the true class probability. $\hat{z} = 1 - p_{o_j}$.

3.2 Zero-shot

Since the recently popularized ChatGPT, instruction finetuned large language models (Touvron et al., 2023; Jiang et al., 2023, 2024; Tunstall et al., 2023; Team et al., 2024) have demonstrated impressive zero-shot performance across various tasks. They tackle novel instructions without being explicitly trained on such tasks. These models have repeatedly demonstrated to be effective for evaluation (Chiang and Lee, 2023). Hence, we consider 2 zero-shot approaches, inspired by Liusie et al. (2023a), for MC difficulty estimation.

Absolute: For a given MC question, the LLM is prompted to return an absolute score for the difficulty. The model is requested to return a score in the range 1 to 10 where 10 is most difficult. See Appendix A for the exact prompt. For each question, K samples are drawn of the difficulty estimates. The final difficulty score is taken as the mean of the K samples.

Comparative: For a target MC question, K other questions are randomly selected from the corpus. The LLM is pairwise prompted to state which question is more difficult between the target and each of the K other questions. A *win* is defined if the target is deemed more difficult

than the other question in the comparison. The difficulty score for the target question is simply the count of its wins. See Appendix A for the prompt.

4 Experiments

4.1 Data

Split	easy	medium	hard	All
train	25,241	62,445	12,702	100,388
valid	1,436	3,451	712	5,599
test	1,436	3,498	708	5,642

Table 1: RACE++ dataset details.

For the training, hyperparameter tuning and testing of the level classification and reading comprehension systems, we use RACE++ (Liang et al., 2019), which is partitioned into three difficulty levels: middle school (easy), high school (medium), and college (hard). Therefore, each question has two labels: the difficulty level and the correct answer. Table 1 summarizes the details. As a test set, we use CMCQRD (Mullooly et al., 2023). CMCQRD is a small-scale pre-testing stage MC reading comprehension dataset partitioned into levels B1 to C2 on the Common European Framework of Reference for Languages. Each question in this dataset is annotated with a continuous difficulty score. See Table 2 for the counts in each split.

	B1	B2	C1	C2	All
Count	140	327	137	54	658
Count-dist	115	222	72	39	448
Spearman	95.1	97.2	92.3	79.5	72.0

Table 2: Human true class probability correlation with difficulty scores on subset of CMCQRD with human distributions.

Figure 2 presents the distribution of difficulty scores across the grades of CMCQRD. As expected, despite substantial overlap, B1 has the lowest while C2 has the highest mean. 448 questions of the 658 have distributions from the human test takers (denoted count-dist). Hence, it is interesting to check the correlation between the probability associated with the true class and the attributed difficulty score. Table 2 calculates the ranking agreement using Spearman’s correlation on the subset of CMCQRD with human distributions. The correlation is the weakest for C2, which is supported by Figure 2 as C2 has the narrowest shape. The correlation is substantially weaker when all grades

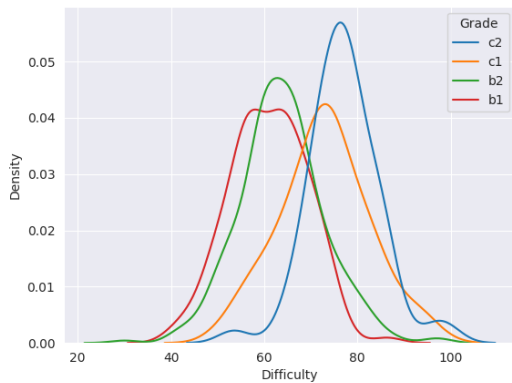


Figure 2: Distribution of difficulty scores in CMCQRD.

are combined together, reflecting that cohorts of different abilities are taking the tests for each grade (see the definition of difficulty in Section 3).

4.2 Model details

For the level classifier, an ensemble of 3 models are trained on the RACE++ train split to predict easy, medium or hard. ELECTRA-base (Clark et al., 2020) is the backbone pre-trained model. For the reading comprehension system, Llama-2 is finetuned to select the correct answer on the train split of RACE++. See Appendix B for hyperparameters. For the zero-shot approaches, ChatGPT3.5 is used. See Appendix E for alternative models.

5 Results

Approach		Spearman
Task transfer	Level classification (LC)	38.7
	Reading comprehension	30.8
Zero-shot	Absolute	18.3 ± 0.3
	Comparative	40.4 ± 0.6
Combined	LC \oplus Comparative	43.7 ± 0.6

Table 3: Difficulty score Spearman’s rank correlations.

Table 3 presents the Spearman’s correlation between the systems’ estimates and the true difficulty scores in CMCQRD. The task transfer approaches show a positive correlation to rank MC questions. Particularly the level classification system hits 38.7%. See Appendix C and D for the performance of the systems.

For zero-shot, Table 3 presents the correlation with absolute and comparative assessment. The absolute system difficulty estimate is determined

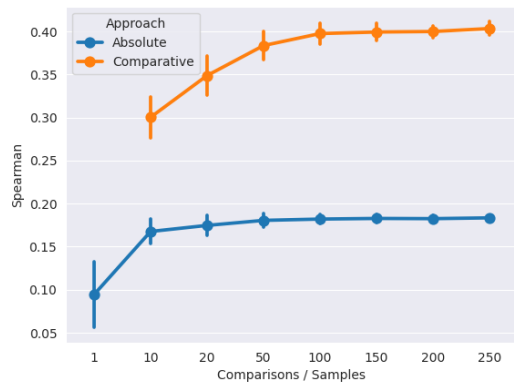


Figure 3: Correlation using zeros-shot approaches.

by taking the average score from $K = 250$ samples from ChatGPT. For the comparative system, $K = 250$ comparisons are made for each question and the difficulty estimate is taken as the number of wins out of 250. The standard deviation is calculated over 30 draws. The instruction-tuned models are more effective at ranking question difficulty if used for comparative rather than absolute assessment. It is further interesting that the zero-shot comparative approach is able to out-compete even the task transfer level classification approach. ChatGPT was observed to have a 23.8% bias to select the first item over the second in the prompt during comparison. Figure 3 explores how the performance of the absolute and comparative systems vary with K . We observe that as K increases, the performance plateaus with decreasing variance.

Finally, Table 3 presents the correlation by combining the level classification and zero-shot comparative approaches by averaging ranks. We observe a significant performance jump to 43.7, suggesting the two approaches have complementary behaviour in ranking the difficulty of MC questions.

6 Conclusions

This work explores task transfer and zero-shot approaches for ranking MC questions by difficulty on CMCQRD that has continuous difficulty scores. A RACE++ trained level classification system transfers better to the task of difficulty ranking than a reading comprehension system. It is further seen that zero-shot comparative difficulty ranking by instruction finetuned models outperforms their absolute estimation of difficulty. Finally, combining the level classification and comparative systems observes a further performance boost.

7 Acknowledgements

This research is partially funded by the EPSRC (The Engineering and Physical Sciences Research Council) Doctoral Training Partnership (DTP) PhD studentship and supported by Cambridge University Press & Assessment (CUP&A), a department of The Chancellor, Masters, and Scholars of the University of Cambridge.

8 Limitations

The approaches in this work, due to limited public data availability of continuous difficulty scores in language learning, rely on a single corpus, CMC-QRD, for ranking MC questions by difficulty.

9 Ethics statement

There are no ethical concerns with this work.

References

- J Charles Alderson. 2000. *Assessing reading*. Cambridge University Press.
- David Andrich. 1988. *Rasch models for measurement*. 68. Sage.
- Razieh Baradaran, Razieh Ghiasi, and Hossein Amirkhani. 2022. A survey on machine reading comprehension systems. *Natural Language Engineering*, 28(6):683–732.
- Lisa Beinborn, Torsten Zesch, and Iryna Gurevych. 2015. Candidate evaluation strategies for improved difficulty prediction of language tests. In *Proceedings of the Tenth Workshop on Innovative Use of NLP for Building Educational Applications*, pages 1–11.
- Steven J Burton, Richard R Sudweeks, Paul F Merrill, and Bud Wood. 1990. *How to prepare better multiple-choice test items: Guidelines for university faculty*. Ph.D. thesis, Brigham Young University. Department of Instructional Science.
- Cheng-Han Chiang and Hung-yi Lee. 2023. A closer look into automatic evaluation using large language models. *arXiv preprint arXiv:2310.05657*.
- Kevin Clark, Minh-Thang Luong, Quoc V Le, and Christopher D Manning. 2020. Electra: Pre-training text encoders as discriminators rather than generators. *arXiv preprint arXiv:2003.10555*.
- Tim Dettmers, Artidoro Pagnoni, Ari Holtzman, and Luke Zettlemoyer. 2023. Qlora: Efficient finetuning of quantized llms. *arXiv preprint arXiv:2305.14314*.
- Zhenya Huang, Qi Liu, Enhong Chen, Hongke Zhao, Mingyong Gao, Si Wei, Yu Su, and Guoping Hu. 2017. Question difficulty prediction for reading problems in standard tests. In *Proceedings of the AAAI Conference on Artificial Intelligence*, volume 31.
- Albert Q Jiang, Alexandre Sablayrolles, Arthur Mensch, Chris Bamford, Devendra Singh Chaplot, Diego de las Casas, Florian Bressand, Gianna Lengyel, Guillaume Lample, Lucile Saulnier, et al. 2023. Mistral 7b. *arXiv preprint arXiv:2310.06825*.
- Albert Q Jiang, Alexandre Sablayrolles, Antoine Roux, Arthur Mensch, Blanche Savary, Chris Bamford, Devendra Singh Chaplot, Diego de las Casas, Emma Bou Hanna, Florian Bressand, et al. 2024. Mixtral of experts. *arXiv preprint arXiv:2401.04088*.
- Terri Barber Kurz. 1999. A review of scoring algorithms for multiple-choice tests.
- Guokun Lai, Qizhe Xie, Hanxiao Liu, Yiming Yang, and Eduard Hovy. 2017. Race: Large-scale reading comprehension dataset from examinations. *arXiv preprint arXiv:1704.04683*.
- Yichan Liang, Jianheng Li, and Jian Yin. 2019. A new multi-choice reading comprehension dataset for curriculum learning. In *Proceedings of The Eleventh Asian Conference on Machine Learning*, volume 101 of *Proceedings of Machine Learning Research*, pages 742–757, Nagoya, Japan. PMLR.
- Adian Liusie, Potsawee Manakul, and Mark JF Gales. 2023a. Zero-shot nlg evaluation through pairwise comparisons with llms. *arXiv preprint arXiv:2307.07889*.
- Adian Liusie, Vatsal Raina, Andrew Mullooly, Kate Knill, and Mark J. F. Gales. 2023b. [Analysis of the cambridge multiple-choice questions reading dataset with a focus on candidate response distribution](#).
- Anastassia Loukina, Su-Youn Yoon, Jennifer Sakano, Youhua Wei, and Kathy Sheehan. 2016. Textual complexity as a predictor of difficulty of listening items in language proficiency tests. In *Proceedings of COLING 2016, the 26th International Conference on Computational Linguistics: Technical Papers*, pages 3245–3253.
- Arya D McCarthy, Kevin P Yancey, Geoffrey T LaFlair, Jesse Egbert, Manqian Liao, and Burr Settles. 2021. Jump-starting item parameters for adaptive language tests. In *Proceedings of the 2021 conference on empirical methods in natural language processing*, pages 883–899.
- Shervin Minaee, Tomas Mikolov, Narjes Nikzad, Meysam Chenaghlu, Richard Socher, Xavier Amatriain, and Jianfeng Gao. 2024. Large language models: A survey. *arXiv preprint arXiv:2402.06196*.
- Edward Moss. 2001. Multiple choice questions: their value as an assessment tool. *Current Opinion in Anesthesiology*, 14(6):661–666.

- Andrew Mullooly, Øistein Andersen, Luca Benedetto, Paula Buttery, Andrew Caines, Mark JF Gales, Yasin Karatay, Kate Knill, Adian Liusie, Vatsal Raina, et al. 2023. The cambridge multiple-choice questions reading dataset.
- Vatsal Raina and Mark Gales. 2022. Multiple-choice question generation: Towards an automated assessment framework. *arXiv preprint arXiv:2209.11830*.
- Burr Settles, Geoffrey T. LaFlair, and Masato Hagiwara. 2020. Machine learning–driven language assessment. *Transactions of the Association for computational Linguistics*, 8:247–263.
- Gemma Team, Thomas Mesnard, Cassidy Hardin, Robert Dadashi, Surya Bhupatiraju, Shreya Pathak, Laurent Sifre, Morgane Rivière, Mihir Sanjay Kale, Juliette Love, et al. 2024. Gemma: Open models based on gemini research and technology. *arXiv preprint arXiv:2403.08295*.
- Hugo Touvron, Louis Martin, Kevin Stone, Peter Albert, Amjad Almahairi, Yasmine Babaei, Nikolay Bashlykov, Soumya Batra, Prajjwal Bhargava, Shruiti Bhosale, et al. 2023. Llama 2: Open foundation and fine-tuned chat models. *arXiv preprint arXiv:2307.09288*.
- Lewis Tunstall, Edward Beeching, Nathan Lambert, Nazneen Rajani, Kashif Rasul, Younes Belkada, Shengyi Huang, Leandro von Werra, Clémentine Fourrier, Nathan Habib, et al. 2023. Zephyr: Direct distillation of lm alignment. *arXiv preprint arXiv:2310.16944*.
- Ashish Vaswani, Noam Shazeer, Niki Parmar, Jakob Uszkoreit, Llion Jones, Aidan N Gomez, Łukasz Kaiser, and Illia Polosukhin. 2017. Attention is all you need. *Advances in neural information processing systems*, 30.
- Luran Wang, Mark Gales, and Vatsal Raina. 2024. An information-theoretic approach to analyze nlp classification tasks. *arXiv preprint arXiv:2402.00978*.
- Kang Xue, Victoria Yaneva, Christopher Runyon, and Peter Baldwin. 2020. Predicting the difficulty and response time of multiple choice questions using transfer learning. In *Proceedings of the fifteenth workshop on innovative use of NLP for building educational applications*, pages 193–197.
- Victoria Yaneva, Peter Baldwin, Janet Mee, et al. 2019. Predicting the difficulty of multiple choice questions in a high-stakes medical exam. In *Proceedings of the fourteenth workshop on innovative use of NLP for building educational applications*, pages 11–20.

A Prompts

This section states the prompts for the zero-shot approaches for difficulty estimation.

Absolute: “ {context}\n\n {question}\n A) {option_A}\n B) {option_B}\n C) {option_C}\n D) {option_D}\n \n Provide a score between 1 and 10 that measures the difficulty of the question. Return only a single score. ”

Comparative: “ 1: \n \n {context_1}\n \n {question_1}\n A) {option_A_1}\n B) {option_B_1}\n C) {option_C_1}\n D) {option_D_1}\n \n \n 2: \n \n {context_2}\n \n {question_2} \n A) {option_A_2}\n B) {option_B_2}\n C) {option_C_2}\n D) {option_D_2}\n \n \n Which reading comprehension question is more difficult, 1 or 2? Return only 1 or 2. ”

B Hyperparameters

Level classification system: With grid search hyperparameter tuning on the valid split, the final values are: AdamW optimizer, batch size 3, learning rate of $2e-5$, max epochs of 3 with total training taking 3 hours on NVIDIA V100.

Reading comprehension system: We use parameter efficient finetuning (due to compute limits) with quantized low rank adapters (QLoRA) (Dettmers et al., 2023). Final hyperparameters include: learning rate of $1e-4$, batch size of 4, lora rank of 8, lora α of 16 and dropout 0.1. Training takes 7 hours for 1 epoch on NVIDIA A100.

C Level classification system performance

This section reports the performance of the level classification system on the RACE++ validation and test sets. Alongside accuracy, the performance is reported using F1 to account for the imbalance between the *easy*, *medium* and *hard* classes. The trained system achieved 87.2% accuracy and 83.7% F1.

D Reading comprehension system performance

This section reports the performance of the reading comprehension system on the RACE++ and CM-CQRD test sets. The overall accuracy is reported of identifying the correct answer option where a

random system would achieve 25%. The system achieves 86.0% on RACE++ and 79.9% on CM-CQRD.

E Open-source LLM results

The main paper results investigate pairwise comparative approaches by prompting ChatGPT. Here, we additionally report the results from a small open-source instruction finetuned LLM, Mistral-7B. Using the smaller model, with 100 pairwise comparisons, the Spearman’s rank correlation is 17.5%. The lower performance compared to ChatGPT suggests the smaller model struggles to make sensible comparisons for a task with this challenge level.

F Licenses

For CM-CQRD, the license² states the licensed dataset for non-commercial research and educational purposes only.

²Available at: <https://englishlanguageitutoring.com/datasets/cambridge-multiple-choice-questions-reading-dataset>